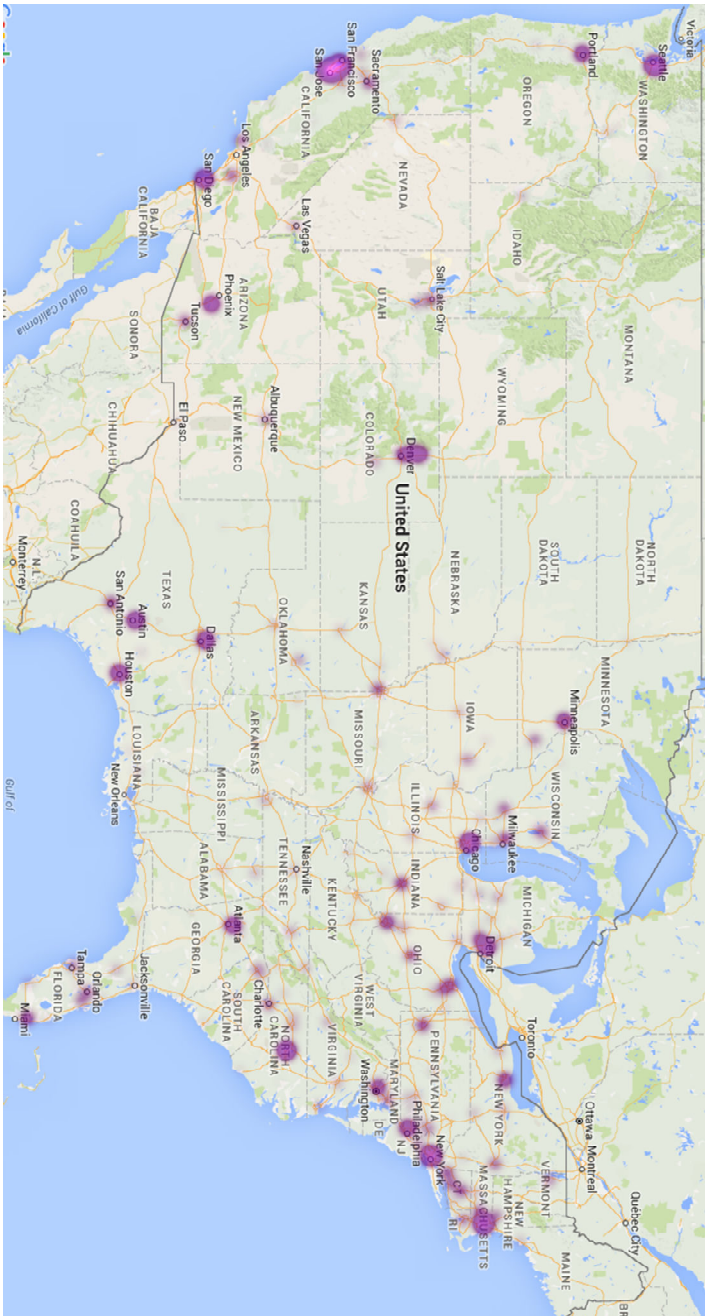


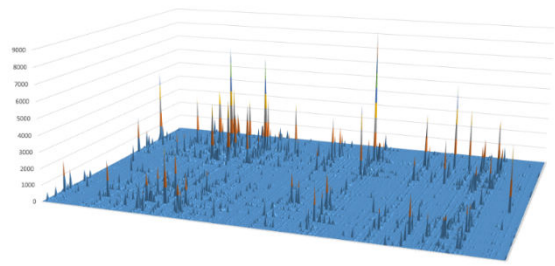
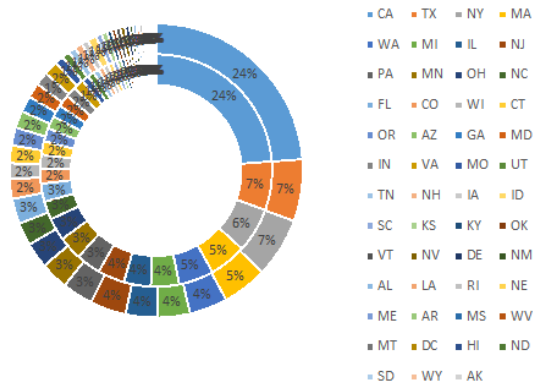
The Inventiveness Index

2005-2014

Community Profiles



Inventors & Patents by State
 Inner ring: Inventors, Outer ring: Patents



February 2016
 Author: Joe Chiarella

www.InventivenessIndex.com

CONTENTS

Overall Index Ranking for all Metro Regions (alphabetic listing):..... 11

Individual Metro Region Reports: 17

- > Abilene, TX [10180]..... 17
- > Akron, OH [10420]..... 19
- > Albany, GA [10500]..... 22
- > Albany-Schenectady-Troy, NY [10580] 24
- > Albuquerque, NM [10740] 27
- > Allentown-Bethlehem-Easton, PA-NJ [10900]..... 30
- > Amarillo, TX [11100]..... 33
- > Anchorage, AK [11260] 35
- > Ann Arbor, MI [11460] 38
- > Appleton, WI [11540]..... 41
- > Asheville, NC [11700] 44
- > Athens-Clarke County, GA [12020]..... 47
- > Atlanta-Sandy Springs-Marietta, GA [12060]..... 50
- > Atlantic City, NJ [12100]..... 53
- > Augusta-Richmond County, GA-SC [12260] 56
- > Austin-Round Rock, TX [12420]..... 59
- > Bakersfield, CA [12540] 62
- > Baltimore-Towson, MD [12580]..... 65
- > Barnstable Town, MA [12700]..... 68
- > Baton Rouge, LA [12940] 71
- > Beaumont-Port Arthur, TX [13140]..... 74
- > Bellingham, WA [13380] 77
- > Bend, OR [13460]..... 80
- > Billings, MT [13740]..... 83
- > Binghamton, NY [13780] 86
- > Birmingham-Hoover, AL [13820]..... 89
- > Blacksburg-Christiansburg-Radford, VA [13980]..... 92
- > Bloomington, IN [14020] 95
- > Boise City-Nampa, ID [14260]..... 98
- > Boston-Cambridge-Quincy, MA-NH [14460] 101
- > Boulder, CO [14500]..... 104
- > Bowling Green, KY [14540] 107

> Bremerton-Silverdale, WA [14740]..... 110

> Bridgeport-Stamford-Norwalk, CT [14860]..... 113

> Brownsville-Harlingen, TX [15180] 116

> Buffalo-Niagara Falls, NY [15380] 118

> Burlington, NC [15500] 121

> Burlington-South Burlington, VT [15540]..... 124

> Canton-Massillon, OH [15940]..... 127

> Cape Coral-Fort Myers, FL [15980] 130

> Cedar Rapids, IA [16300] 133

> Champaign-Urbana, IL [16580]..... 136

> Charleston, WV [16620] 139

> Charleston-North Charleston, SC [16700]..... 142

> Charlotte-Gastonia-Concord, NC-SC [16740]..... 145

> Charlottesville, VA [16820]..... 148

> Chattanooga, TN-GA [16860] 151

> Chicago-Naperville-Joliet, IL-IN-WI [16980]..... 154

> Chico, CA [17020]..... 157

> Cincinnati-Middletown, OH-KY-IN [17140]..... 160

> Clarksville, TN-KY [17300] 163

> Cleveland-Elyria-Mentor, OH [17460] 165

> College Station-Bryan, TX [17780] 168

> Colorado Springs, CO [17820]..... 171

> Columbia, MO [17860]..... 174

> Columbia, SC [17900]..... 177

> Columbus, GA-AL [17980] 180

> Columbus, OH [18140]..... 183

> Corpus Christi, TX [18580] 186

> Dallas-Fort Worth-Arlington, TX [19100]..... 189

> Davenport-Moline-Rock Island, IA-IL [19340]..... 192

> Dayton, OH [19380]..... 195

> Deltona-Daytona Beach-Ormond Beach, FL [19660] 198

> Denver-Aurora, CO [19740] 201

> Des Moines-West Des Moines, IA [19780] 204

> Detroit-Warren-Livonia, MI [19820] 207

> Dover, DE [20100]..... 210

> Duluth, MN-WI [20260] 212

> Durham, NC [20500]..... 215

> Eau Claire, WI [20740] 218

> El Centro, CA [20940] 221

> Elkhart-Goshen, IN [21140]..... 223

> El Paso, TX [21340]..... 226

> Erie, PA [21500]..... 229

> Eugene-Springfield, OR [21660]..... 232

> Evansville, IN-KY [21780] 235

> Fargo, ND-MN [22020]..... 238

> Fayetteville, NC [22180] 241

> Fayetteville-Springdale-Rogers, AR-MO [22220]..... 244

> Flint, MI [22420]..... 247

> Florence, SC [22500]..... 250

> Fort Collins-Loveland, CO [22660] 252

> Fort Smith, AR-OK [22900] 255

> Fort Wayne, IN [23060] 258

> Fresno, CA [23420]..... 261

> Gainesville, FL [23540] 264

> Gainesville, GA [23580] 267

> Grand Rapids-Wyoming, MI [24340]..... 270

> Greeley, CO [24540]..... 273

> Green Bay, WI [24580] 276

> Greensboro-High Point, NC [24660] 279

> Greenville, NC [24780] 282

> Greenville-Mauldin-Easley, SC [24860] 285

> Gulfport-Biloxi, MS [25060]..... 288

> Hagerstown-Martinsburg, MD-WV [25180] 290

> Harrisburg-Carlisle, PA [25420]..... 293

> Hartford-West Hartford-East Hartford, CT [25540] 296

> Hickory-Lenoir-Morganton, NC [25860] 299

> Houma-Bayou Cane-Thibodaux, LA [26380] 302

> Houston-Sugar Land-Baytown, TX [26420] 305

> Huntington-Ashland, WV-KY-OH [26580] 308

> Huntsville, AL [26620] 311

> Indianapolis-Carmel, IN [26900]..... 314

> Iowa City, IA [26980] 317

> Jackson, MI [27100]..... 320

> Jackson, MS [27140]..... 323

> Jacksonville, FL [27260] 326

> Jacksonville, NC [27340] 329

> Janesville, WI [27500] 331

> Johnson City, TN [27740] 334

> Joplin, MO [27900]..... 337

> Kalamazoo-Portage, MI [28020]..... 340

> Kansas City, MO-KS [28140] 343

> Kennewick-Richland-Pasco, WA [28420] 346

> Killeen-Temple-Fort Hood, TX [28660] 349

> Kingsport-Bristol-Bristol, TN-VA [28700]..... 352

> Kingston, NY [28740]..... 355

> Knoxville, TN [28940] 358

> Lafayette, LA [29180] 361

> Lake Charles, LA [29340] 364

> Lake Havasu City-Kingman, AZ [29420] 366

> Lakeland, FL [29460]..... 368

> Lancaster, PA [29540] 371

> Lansing-East Lansing, MI [29620]..... 374

> Laredo, TX [29700]..... 377

> Las Cruces, NM [29740] 380

> Las Vegas-Paradise, NV [29820]..... 383

> Lexington-Fayette, KY [30460]..... 386

> Lincoln, NE [30700]..... 389

> Little Rock-North Little Rock-Conway, AR [30780] 392

> Longview, TX [30980]..... 395

> Louisville/Jefferson County, KY-IN [31140]..... 398

> Lubbock, TX [31180]..... 401

> Lynchburg, VA [31340] 404

> Macon, GA [31420]..... 407

> Madison, WI [31540]..... 410

> Manchester-Nashua, NH [31700]..... 413

> McAllen-Edinburg-Mission, TX [32580] 416

> Medford, OR [32780]..... 418

> Memphis, TN-MS-AR [32820] 421

> Merced, CA [32900]..... 424

> Miami-Fort Lauderdale-Pompano Beach, FL [33100] 426

> Midland, TX [33260]..... 429

> Milwaukee-Waukesha-West Allis, WI [33340]..... 432

> Minneapolis-St. Paul-Bloomington, MN-WI [33460] 435

> Mobile, AL [33660]..... 438

> Modesto, CA [33700]..... 441

> Monroe, LA [33740]..... 444

> Montgomery, AL [33860] 446

> Muskegon-Norton Shores, MI [34740] 449

> Myrtle Beach-Conway-North Myrtle Beach, SC [34820] 452

> Naples-Marco Island, FL [34940]..... 454

> Nashville-Davidson--Murfreesboro--Franklin, TN [34980]..... 457

> New Haven-Milford, CT [35300]..... 460

> New Orleans-Metairie-Kenner, LA [35380]..... 463

> New York-Northern New Jersey-Long Island, NY-NJ-PA [35620] 466

> Niles-Benton Harbor, MI [35660]..... 470

> Norwich-New London, CT [35980]..... 473

> Ocala, FL [36100]..... 476

> Ogden-Clearfield, UT [36260]..... 479

> Oklahoma City, OK [36420] 482

> Olympia, WA [36500]..... 485

> Omaha-Council Bluffs, NE-IA [36540] 487

> Orlando-Kissimmee, FL [36740]..... 490

> Oshkosh-Neenah, WI [36780] 493

> Oxnard-Thousand Oaks-Ventura, CA [37100]..... 496

> Palm Bay-Melbourne-Titusville, FL [37340]..... 499

> Panama City-Lynn Haven, FL [37460] 502

> Pensacola-Ferry Pass-Brent, FL [37860] 504

> Peoria, IL [37900]..... 507

> Philadelphia-Camden-Wilmington, PA-NJ-DE-MD [37980]..... 510

> Phoenix-Mesa-Scottsdale, AZ [38060] 514

> Pittsburgh, PA [38300] 517

> Portland-South Portland-Biddeford, ME [38860]..... 520

> Portland-Vancouver-Beaverton, OR-WA [38900]..... 523

> Port St. Lucie, FL [38940] 526

> Prescott, AZ [39140]..... 529

> Providence-New Bedford-Fall River, RI-MA [39300] 532

> Provo-Orem, UT [39340] 535

> Pueblo, CO [39380]..... 538

> Punta Gorda, FL [39460] 540

> Racine, WI [39540]..... 543

> Raleigh-Cary, NC [39580] 546

> Reading, PA [39740]..... 549

> Redding, CA [39820]..... 552

> Reno-Sparks, NV [39900] 554

> Richmond, VA [40060]..... 557

> Riverside-San Bernardino-Ontario, CA [40140]..... 560

> Roanoke, VA [40220]..... 563

> Rochester, MN [40340] 566

> Rochester, NY [40380] 569

> Rockford, IL [40420]..... 572

> Sacramento--Arden-Arcade--Roseville, CA [40900] 575

> Saginaw-Saginaw Township North, MI [40980]..... 578

> St. Cloud, MN [41060] 581

> St. Louis, MO-IL [41180] 584

> Salem, OR [41420]..... 587

> Salinas, CA [41500]..... 590

> Salisbury, MD [41540] 593

> Salt Lake City, UT [41620] 595

> San Antonio, TX [41700] 598

> San Diego-Carlsbad-San Marcos, CA [41740]..... 601

> San Francisco-Oakland-Fremont, CA [41860]..... 604

> San Jose-Sunnyvale-Santa Clara, CA [41940]..... 607

> San Luis Obispo-Paso Robles, CA [42020]..... 610

> Santa Cruz-Watsonville, CA [42100] 613

> Santa Rosa-Petaluma, CA [42220]..... 616

> Savannah, GA [42340]..... 619

> Scranton--Wilkes-Barre, PA [42540] 622

> Seattle-Tacoma-Bellevue, WA [42660] 625

> Shreveport-Bossier City, LA [43340] 628

> Sioux City, IA-NE-SD [43580]..... 631

> Sioux Falls, SD [43620] 634

> South Bend-Mishawaka, IN-MI [43780] 637

> Spartanburg, SC [43900] 640

> Spokane, WA [44060]..... 643

> Springfield, IL [44100] 646

> Springfield, MA [44140] 649

> Springfield, MO [44180] 652

> State College, PA [44300] 655

> Stockton, CA [44700]..... 658

> Syracuse, NY [45060]..... 661

> Tallahassee, FL [45220] 664

> Tampa-St. Petersburg-Clearwater, FL [45300]..... 667

> Terre Haute, IN [45460] 670

> Toledo, OH [45780]..... 672

> Topeka, KS [45820]..... 675

> Trenton-Ewing, NJ [45940] 678

> Tucson, AZ [46060]..... 681

> Tulsa, OK [46140]..... 684

> Tuscaloosa, AL [46220] 687

> Tyler, TX [46340]..... 690

> Utica-Rome, NY [46540] 693

> Vallejo-Fairfield, CA [46700]..... 696

> Vineland-Millville-Bridgeton, NJ [47220]..... 699

> Virginia Beach-Norfolk-Newport News, VA-NC [47260] 701

> Visalia-Porterville, CA [47300]..... 704

> Waco, TX [47380]..... 707

> Warner Robins, GA [47580] 710

> Washington-Arlington-Alexandria, DC-VA-MD-WV [47900]..... 712

> Waterloo-Cedar Falls, IA [47940]..... 715

> Wichita, KS [48620]..... 718

> Wilmington, NC [48900] 721
> Winston-Salem, NC [49180] 724
> Worcester, MA [49340] 727
> Yakima, WA [49420] 730
> York-Hanover, PA [49620] 732
> Youngstown-Warren-Boardman, OH-PA [49660] 735
> Yuba City, CA [49700] 738
> Yuma, AZ [49740] 741

OVERALL INDEX RANKING FOR ALL METRO REGIONS (ALPHABETIC LISTING):

| Overall Rank | Metro Region | Ranking in Each Index | | | | | | | | | Tot Score |
|--------------|---|-----------------------|---------|------------------|----------|--------------------|-----------------|---------------|-----------|-------------|-----------|
| | | Inventors | Patents | Inventor Density | Entities | IP Company Density | Class Diversity | Tops in Class | Home Team | Up & Coming | |
| 223 | Abilene, TX [10180] | 248 | 248 | 245 | 231 | 199 | 247 | 62 | 5 | 235 | 1720 |
| 40 | Akron, OH [10420] | 43 | 41 | 32 | 40 | 38 | 28 | 21 | 149 | 109 | 501 |
| 239 | Albany, GA [10500] | 245 | 244 | 236 | 237 | 244 | 246 | 62 | 122 | 201 | 1837 |
| 36 | Albany-Schenectady-Troy, NY [10580] | 41 | 38 | 29 | 63 | 77 | 47 | 62 | 58 | 58 | 473 |
| 53 | Albuquerque, NM [10740] | 61 | 68 | 84 | 69 | 71 | 68 | 62 | 47 | 73 | 603 |
| 63 | Allentown-Bethlehem-Easton, PA-NJ [10900] | 51 | 47 | 43 | 71 | 87 | 36 | 30 | 218 | 121 | 704 |
| 228 | Amarillo, TX [11100] | 223 | 226 | 220 | 217 | 241 | 225 | 62 | 159 | 188 | 1761 |
| 191 | Anchorage, AK [11260] | 194 | 202 | 213 | 200 | 212 | 200 | 62 | 75 | 126 | 1484 |
| 30 | Ann Arbor, MI [11460] | 25 | 24 | 6 | 44 | 15 | 33 | 62 | 185 | 50 | 444 |
| 64 | Appleton, WI [11540] | 63 | 70 | 14 | 76 | 37 | 84 | 12 | 106 | 250 | 712 |
| 186 | Asheville, NC [11700] | 154 | 151 | 170 | 151 | 196 | 126 | 62 | 199 | 193 | 1402 |
| 183 | Athens-Clarke County, GA [12020] | 165 | 173 | 109 | 158 | 183 | 173 | 62 | 188 | 166 | 1377 |
| 25 | Atlanta-Sandy Springs-Marietta, GA [12060] | 15 | 18 | 91 | 11 | 147 | 6 | 13 | 34 | 55 | 390 |
| 235 | Atlantic City, NJ [12100] | 219 | 196 | 215 | 218 | 231 | 222 | 62 | 214 | 221 | 1798 |
| 192 | Augusta-Richmond County, GA-SC [12260] | 171 | 175 | 197 | 163 | 192 | 170 | 62 | 153 | 225 | 1508 |
| 12 | Austin-Round Rock, TX [12420] | 12 | 8 | 15 | 20 | 47 | 40 | 62 | 83 | 17 | 304 |
| 156 | Bakersfield, CA [12540] | 136 | 144 | 190 | 143 | 109 | 122 | 62 | 134 | 184 | 1224 |
| 42 | Baltimore-Towson, MD [12580] | 24 | 30 | 100 | 26 | 123 | 23 | 22 | 144 | 42 | 534 |
| 187 | Barnstable Town, MA [12700] | 179 | 168 | 136 | 183 | 176 | 174 | 62 | 211 | 118 | 1407 |
| 136 | Baton Rouge, LA [12940] | 124 | 131 | 182 | 101 | 203 | 129 | 62 | 86 | 95 | 1113 |
| 238 | Beaumont-Port Arthur, TX [13140] | 208 | 201 | 217 | 229 | 221 | 214 | 62 | 222 | 236 | 1810 |
| 130 | Bellingham, WA [13380] | 177 | 177 | 144 | 138 | 74 | 159 | 62 | 35 | 124 | 1090 |
| 148 | Bend, OR [13460] | 176 | 166 | 89 | 164 | 105 | 164 | 62 | 123 | 131 | 1180 |
| 212 | Billings, MT [13740] | 235 | 239 | 216 | 207 | 205 | 238 | 62 | 1 | 240 | 1643 |
| 128 | Binghamton, NY [13780] | 96 | 102 | 45 | 159 | 67 | 141 | 62 | 156 | 248 | 1076 |
| 157 | Birmingham-Hoover, AL [13820] | 118 | 129 | 193 | 95 | 219 | 109 | 62 | 126 | 185 | 1236 |
| 73 | Blacksburg-Christiansburg-Radford, VA [13980] | 115 | 120 | 35 | 112 | 10 | 121 | 62 | 166 | 24 | 765 |
| 131 | Bloomington, IN [14020] | 139 | 127 | 36 | 179 | 145 | 161 | 62 | 216 | 25 | 1090 |
| 62 | Boise City-Nampa, ID [14260] | 49 | 26 | 25 | 78 | 117 | 69 | 31 | 43 | 249 | 687 |
| 5 | Boston-Cambridge-Quincy, MA-NH [14460] | 4 | 4 | 17 | 4 | 9 | 3 | 9 | 8 | 66 | 124 |
| 11 | Boulder, CO [14500] | 21 | 20 | 2 | 21 | 4 | 34 | 32 | 155 | 6 | 295 |
| 221 | Bowling Green, KY [14540] | 232 | 228 | 195 | 223 | 184 | 228 | 62 | 142 | 222 | 1716 |
| 119 | Bremerton-Silverdale, WA [14740] | 134 | 114 | 73 | 147 | 75 | 135 | 62 | 229 | 46 | 1015 |
| 50 | Bridgeport-Stamford-Norwalk, CT [14860] | 38 | 27 | 37 | 23 | 23 | 32 | 23 | 121 | 242 | 566 |
| 244 | Brownsville-Harlingen, TX [15180] | 247 | 246 | 249 | 248 | 243 | 243 | 62 | 137 | 204 | 1879 |
| 89 | Buffalo-Niagara Falls, NY [15380] | 80 | 82 | 146 | 74 | 76 | 56 | 33 | 67 | 208 | 822 |

| | | | | | | | | | | | |
|-----|--|-----|-----|-----|-----|-----|-----|----|-----|-----|------|
| 153 | Burlington, NC [15500] | 173 | 145 | 81 | 166 | 59 | 147 | 62 | 243 | 127 | 1203 |
| 94 | Burlington-South Burlington, VT [15540] | 64 | 50 | 10 | 119 | 57 | 116 | 62 | 195 | 181 | 854 |
| 96 | Canton-Massillon, OH [15940] | 92 | 78 | 56 | 100 | 58 | 83 | 62 | 152 | 200 | 881 |
| 125 | Cape Coral-Fort Myers, FL [15980] | 126 | 128 | 166 | 90 | 173 | 91 | 62 | 162 | 56 | 1054 |
| 91 | Cedar Rapids, IA [16300] | 93 | 96 | 30 | 126 | 99 | 138 | 62 | 173 | 23 | 840 |
| 78 | Champaign-Urbana, IL [16580] | 90 | 98 | 28 | 116 | 64 | 114 | 62 | 165 | 34 | 771 |
| 205 | Charleston, WV [16620] | 198 | 193 | 159 | 232 | 233 | 218 | 62 | 197 | 98 | 1590 |
| 176 | Charleston-North Charleston, SC [16700] | 150 | 155 | 185 | 133 | 234 | 148 | 62 | 209 | 74 | 1350 |
| 47 | Charlotte-Gastonia-Concord, NC-SC [16740] | 53 | 60 | 139 | 37 | 107 | 35 | 62 | 44 | 18 | 555 |
| 120 | Charlottesville, VA [16820] | 128 | 117 | 61 | 134 | 143 | 153 | 62 | 181 | 47 | 1026 |
| 135 | Chattanooga, TN-GA [16860] | 145 | 162 | 176 | 104 | 130 | 149 | 34 | 66 | 145 | 1111 |
| 13 | Chicago-Naperville-Joliet, IL-IN-WI [16980] | 6 | 7 | 79 | 5 | 96 | 1 | 4 | 4 | 103 | 305 |
| 204 | Chico, CA [17020] | 215 | 220 | 199 | 206 | 119 | 208 | 62 | 139 | 214 | 1582 |
| 29 | Cincinnati-Middletown, OH-KY-IN [17140] | 23 | 25 | 51 | 22 | 55 | 18 | 14 | 22 | 199 | 429 |
| 246 | Clarksville, TN-KY [17300] | 234 | 229 | 228 | 240 | 238 | 229 | 62 | 207 | 226 | 1893 |
| 21 | Cleveland-Elyria-Mentor, OH [17460] | 30 | 33 | 82 | 18 | 35 | 15 | 15 | 29 | 96 | 353 |
| 133 | College Station-Bryan, TX [17780] | 147 | 148 | 107 | 156 | 72 | 156 | 62 | 180 | 65 | 1093 |
| 93 | Colorado Springs, CO [17820] | 76 | 72 | 98 | 89 | 114 | 94 | 62 | 158 | 83 | 846 |
| 169 | Columbia, MO [17860] | 174 | 179 | 96 | 196 | 159 | 180 | 35 | 187 | 80 | 1286 |
| 149 | Columbia, SC [17900] | 125 | 137 | 175 | 124 | 191 | 112 | 62 | 116 | 141 | 1183 |
| 219 | Columbus, GA-AL [17980] | 213 | 223 | 221 | 219 | 207 | 219 | 62 | 118 | 223 | 1705 |
| 61 | Columbus, OH [18140] | 40 | 53 | 103 | 38 | 141 | 26 | 62 | 88 | 112 | 663 |
| 216 | Corpus Christi, TX [18580] | 210 | 210 | 231 | 204 | 197 | 192 | 62 | 133 | 219 | 1658 |
| 10 | Dallas-Fort Worth-Arlington, TX [19100] | 11 | 11 | 92 | 9 | 88 | 10 | 36 | 11 | 19 | 287 |
| 117 | Davenport-Moline-Rock Island, IA-IL [19340] | 123 | 136 | 116 | 140 | 116 | 145 | 16 | 49 | 167 | 1008 |
| 90 | Dayton, OH [19380] | 77 | 69 | 115 | 65 | 79 | 54 | 37 | 129 | 197 | 822 |
| 178 | Deltona-Daytona Beach-Ormond Beach, FL [19660] | 164 | 161 | 192 | 141 | 175 | 151 | 62 | 145 | 175 | 1366 |
| 22 | Denver-Aurora, CO [19740] | 20 | 21 | 55 | 14 | 104 | 17 | 38 | 84 | 4 | 357 |
| 92 | Des Moines-West Des Moines, IA [19780] | 99 | 76 | 102 | 84 | 139 | 120 | 39 | 9 | 173 | 841 |
| 9 | Detroit-Warren-Livonia, MI [19820] | 8 | 10 | 50 | 13 | 50 | 7 | 3 | 6 | 125 | 272 |
| 180 | Dover, DE [20100] | 233 | 234 | 202 | 62 | 3 | 232 | 62 | 186 | 156 | 1370 |
| 181 | Duluth, MN-WI [20260] | 204 | 204 | 184 | 194 | 166 | 188 | 62 | 79 | 90 | 1371 |
| 23 | Durham, NC [20500] | 16 | 16 | 3 | 29 | 25 | 29 | 62 | 182 | 2 | 364 |
| 167 | Eau Claire, WI [20740] | 180 | 180 | 125 | 195 | 156 | 175 | 62 | 93 | 110 | 1276 |
| 250 | El Centro, CA [20940] | 250 | 250 | 248 | 249 | 247 | 250 | 62 | 247 | 229 | 2032 |
| 210 | El Paso, TX [21340] | 183 | 184 | 239 | 193 | 177 | 181 | 62 | 203 | 215 | 1637 |
| 97 | Elkhart-Goshen, IN [21140] | 132 | 122 | 52 | 98 | 22 | 113 | 62 | 132 | 164 | 897 |
| 127 | Erie, PA [21500] | 142 | 150 | 111 | 157 | 61 | 155 | 40 | 112 | 140 | 1068 |
| 112 | Eugene-Springfield, OR [21660] | 141 | 143 | 134 | 117 | 85 | 143 | 62 | 63 | 92 | 980 |
| 170 | Evansville, IN-KY [21780] | 140 | 140 | 106 | 190 | 223 | 160 | 62 | 172 | 107 | 1300 |
| 151 | Fargo, ND-MN [22020] | 162 | 164 | 108 | 160 | 125 | 176 | 62 | 30 | 207 | 1194 |
| 227 | Fayetteville, NC [22180] | 220 | 219 | 229 | 214 | 206 | 209 | 62 | 157 | 227 | 1743 |
| 161 | Fayetteville-Springdale-Rogers, AR-MO [22220] | 160 | 176 | 173 | 136 | 190 | 150 | 62 | 89 | 116 | 1252 |
| 138 | Flint, MI [22420] | 91 | 77 | 83 | 168 | 155 | 87 | 62 | 240 | 153 | 1116 |

| | | | | | | | | | | | |
|-----|--|-----|-----|-----|-----|-----|-----|----|-----|-----|------|
| 202 | Florence, SC [22500] | 185 | 197 | 158 | 224 | 213 | 203 | 62 | 178 | 157 | 1577 |
| 44 | Fort Collins-Loveland, CO [22660] | 31 | 34 | 9 | 57 | 33 | 57 | 62 | 225 | 33 | 541 |
| 220 | Fort Smith, AR-OK [22900] | 226 | 232 | 225 | 225 | 236 | 231 | 62 | 111 | 163 | 1711 |
| 102 | Fort Wayne, IN [23060] | 98 | 110 | 90 | 93 | 129 | 96 | 62 | 92 | 154 | 924 |
| 179 | Fresno, CA [23420] | 175 | 174 | 230 | 146 | 161 | 178 | 62 | 136 | 104 | 1366 |
| 70 | Gainesville, FL [23540] | 97 | 115 | 47 | 118 | 92 | 124 | 62 | 59 | 37 | 751 |
| 168 | Gainesville, GA [23580] | 166 | 147 | 101 | 161 | 152 | 139 | 62 | 232 | 123 | 1283 |
| 55 | Grand Rapids-Wyoming, MI [24340] | 70 | 74 | 129 | 54 | 52 | 65 | 41 | 19 | 136 | 640 |
| 31 | Greeley, CO [24540] | 27 | 28 | 5 | 41 | 14 | 49 | 62 | 206 | 15 | 447 |
| 150 | Green Bay, WI [24580] | 161 | 165 | 153 | 102 | 60 | 154 | 62 | 91 | 243 | 1191 |
| 75 | Greensboro-High Point, NC [24660] | 84 | 90 | 112 | 67 | 83 | 76 | 62 | 104 | 88 | 766 |
| 185 | Greenville, NC [24780] | 206 | 209 | 161 | 188 | 126 | 201 | 62 | 39 | 206 | 1398 |
| 51 | Greenville-Mauldin-Easley, SC [24860] | 60 | 63 | 59 | 82 | 108 | 52 | 24 | 113 | 20 | 581 |
| 242 | Gulfport-Biloxi, MS [25060] | 216 | 203 | 227 | 243 | 249 | 212 | 62 | 250 | 209 | 1871 |
| 203 | Hagerstown-Martinsburg, MD-WV [25180] | 192 | 183 | 178 | 210 | 167 | 189 | 62 | 249 | 150 | 1580 |
| 122 | Harrisburg-Carlisle, PA [25420] | 103 | 100 | 110 | 125 | 148 | 127 | 42 | 168 | 117 | 1040 |
| 15 | Hartford-West Hartford-East Hartford, CT [25540] | 33 | 36 | 41 | 43 | 41 | 25 | 25 | 55 | 10 | 309 |
| 126 | Hickory-Lenoir-Morganton, NC [25860] | 133 | 130 | 119 | 127 | 165 | 142 | 62 | 52 | 129 | 1059 |
| 213 | Houma-Bayou Cane-Thibodaux, LA [26380] | 214 | 212 | 198 | 212 | 224 | 234 | 62 | 119 | 168 | 1643 |
| 7 | Houston-Sugar Land-Baytown, TX [26420] | 10 | 12 | 74 | 10 | 62 | 12 | 5 | 2 | 12 | 199 |
| 225 | Huntington-Ashland, WV-KY-OH [26580] | 221 | 225 | 233 | 213 | 198 | 223 | 62 | 114 | 244 | 1733 |
| 65 | Huntsville, AL [26620] | 89 | 104 | 72 | 87 | 44 | 111 | 62 | 70 | 75 | 714 |
| 28 | Indianapolis-Carmel, IN [26900] | 29 | 35 | 64 | 33 | 120 | 31 | 26 | 69 | 14 | 421 |
| 77 | Iowa City, IA [26980] | 88 | 87 | 16 | 129 | 80 | 119 | 43 | 190 | 16 | 768 |
| 164 | Jackson, MI [27100] | 168 | 159 | 97 | 184 | 102 | 168 | 62 | 233 | 87 | 1260 |
| 215 | Jackson, MS [27140] | 191 | 198 | 226 | 191 | 235 | 187 | 62 | 171 | 194 | 1655 |
| 115 | Jacksonville, FL [27260] | 105 | 118 | 188 | 81 | 195 | 93 | 62 | 45 | 111 | 998 |
| 249 | Jacksonville, NC [27340] | 249 | 249 | 247 | 250 | 250 | 249 | 62 | 231 | 190 | 1977 |
| 146 | Janesville, WI [27500] | 169 | 138 | 80 | 144 | 39 | 133 | 62 | 205 | 183 | 1153 |
| 147 | Johnson City, TN [27740] | 151 | 149 | 67 | 175 | 101 | 162 | 62 | 179 | 119 | 1165 |
| 190 | Joplin, MO [27900] | 205 | 215 | 164 | 201 | 134 | 221 | 62 | 72 | 176 | 1450 |
| 68 | Kalamazoo-Portage, MI [28020] | 87 | 101 | 54 | 99 | 63 | 88 | 62 | 135 | 45 | 734 |
| 43 | Kansas City, MO-KS [28140] | 37 | 44 | 93 | 32 | 94 | 48 | 62 | 10 | 114 | 534 |
| 118 | Kennewick-Richland-Pasco, WA [28420] | 120 | 153 | 68 | 169 | 82 | 157 | 62 | 53 | 148 | 1012 |
| 230 | Killeen-Temple-Fort Hood, TX [28660] | 218 | 216 | 234 | 215 | 208 | 213 | 62 | 194 | 213 | 1773 |
| 137 | Kingsport-Bristol-Bristol, TN-VA [28700] | 129 | 135 | 87 | 149 | 81 | 144 | 62 | 148 | 178 | 1113 |
| 152 | Kingston, NY [28740] | 121 | 89 | 40 | 181 | 131 | 128 | 62 | 234 | 210 | 1196 |
| 59 | Knoxville, TN [28940] | 78 | 92 | 105 | 73 | 65 | 60 | 62 | 18 | 101 | 654 |
| 139 | Lafayette, LA [29180] | 156 | 160 | 169 | 131 | 140 | 185 | 62 | 37 | 85 | 1125 |
| 247 | Lake Charles, LA [29340] | 237 | 240 | 238 | 242 | 240 | 240 | 62 | 220 | 228 | 1947 |
| 233 | Lake Havasu City-Kingman, AZ [29420] | 242 | 243 | 242 | 246 | 222 | 241 | 62 | 42 | 241 | 1781 |
| 166 | Lakeland, FL [29460] | 158 | 163 | 196 | 148 | 171 | 125 | 62 | 201 | 48 | 1272 |
| 108 | Lancaster, PA [29540] | 110 | 97 | 113 | 110 | 142 | 79 | 62 | 174 | 71 | 958 |
| 129 | Lansing-East Lansing, MI [29620] | 113 | 119 | 130 | 113 | 133 | 98 | 62 | 160 | 161 | 1089 |

| | | | | | | | | | | | |
|-----|--|-----|-----|-----|-----|-----|-----|----|-----|-----|------|
| 41 | Laredo, TX [29700] | 67 | 71 | 19 | 59 | 1 | 89 | 62 | 151 | 13 | 532 |
| 171 | Las Cruces, NM [29740] | 170 | 172 | 135 | 176 | 68 | 146 | 62 | 193 | 179 | 1301 |
| 45 | Las Vegas-Paradise, NV [29820] | 73 | 64 | 167 | 24 | 24 | 77 | 44 | 25 | 43 | 541 |
| 87 | Lexington-Fayette, KY [30460] | 69 | 83 | 48 | 96 | 174 | 81 | 45 | 48 | 171 | 815 |
| 162 | Lincoln, NE [30700] | 152 | 158 | 131 | 137 | 154 | 171 | 62 | 127 | 160 | 1252 |
| 182 | Little Rock-North Little Rock-Conway, AR [30780] | 153 | 169 | 194 | 114 | 216 | 167 | 62 | 62 | 237 | 1374 |
| 198 | Longview, TX [30980] | 209 | 206 | 187 | 185 | 138 | 215 | 62 | 200 | 142 | 1544 |
| 82 | Louisville/Jefferson County, KY-IN [31140] | 72 | 93 | 140 | 70 | 179 | 64 | 62 | 38 | 76 | 794 |
| 184 | Lubbock, TX [31180] | 196 | 208 | 205 | 186 | 158 | 196 | 62 | 46 | 135 | 1392 |
| 189 | Lynchburg, VA [31340] | 172 | 182 | 150 | 189 | 204 | 177 | 62 | 161 | 152 | 1449 |
| 209 | Macon, GA [31420] | 217 | 213 | 203 | 211 | 230 | 206 | 62 | 192 | 102 | 1636 |
| 34 | Madison, WI [31540] | 50 | 56 | 26 | 51 | 40 | 46 | 62 | 51 | 81 | 463 |
| 52 | Manchester-Nashua, NH [31700] | 55 | 49 | 22 | 60 | 5 | 53 | 62 | 210 | 67 | 583 |
| 245 | McAllen-Edinburg-Mission, TX [32580] | 236 | 238 | 250 | 233 | 242 | 235 | 62 | 191 | 196 | 1883 |
| 172 | Medford, OR [32780] | 190 | 195 | 162 | 172 | 137 | 179 | 62 | 73 | 137 | 1307 |
| 100 | Memphis, TN-MS-AR [32820] | 81 | 75 | 142 | 77 | 113 | 102 | 62 | 87 | 165 | 904 |
| 231 | Merced, CA [32900] | 231 | 221 | 224 | 238 | 200 | 216 | 62 | 226 | 155 | 1773 |
| 46 | Miami-Fort Lauderdale-Pompano Beach, FL [33100] | 28 | 29 | 168 | 15 | 163 | 22 | 62 | 26 | 30 | 543 |
| 160 | Midland, TX [33260] | 195 | 194 | 148 | 174 | 93 | 207 | 62 | 36 | 134 | 1243 |
| 27 | Milwaukee-Waukesha-West Allis, WI [33340] | 34 | 42 | 75 | 25 | 30 | 24 | 27 | 28 | 130 | 415 |
| 14 | Minneapolis-St. Paul-Bloomington, MN-WI [33460] | 19 | 17 | 58 | 17 | 89 | 9 | 10 | 7 | 82 | 308 |
| 211 | Mobile, AL [33660] | 199 | 200 | 219 | 205 | 186 | 190 | 62 | 163 | 216 | 1640 |
| 71 | Modesto, CA [33700] | 75 | 57 | 53 | 92 | 34 | 74 | 62 | 242 | 63 | 752 |
| 234 | Monroe, LA [33740] | 238 | 241 | 223 | 241 | 245 | 239 | 62 | 100 | 202 | 1791 |
| 214 | Montgomery, AL [33860] | 211 | 222 | 218 | 197 | 194 | 227 | 62 | 97 | 220 | 1648 |
| 165 | Muskegon-Norton Shores, MI [34740] | 182 | 178 | 141 | 165 | 45 | 183 | 62 | 101 | 211 | 1268 |
| 224 | Myrtle Beach-Conway-North Myrtle Beach, SC [34820] | 225 | 227 | 241 | 239 | 248 | 224 | 62 | 60 | 205 | 1731 |
| 155 | Naples-Marco Island, FL [34940] | 163 | 157 | 151 | 120 | 202 | 136 | 62 | 167 | 57 | 1215 |
| 84 | Nashville-Davidson--Murfreesboro--Franklin, TN [34980] | 71 | 84 | 163 | 56 | 172 | 58 | 62 | 95 | 39 | 800 |
| 48 | New Haven-Milford, CT [35300] | 46 | 40 | 39 | 46 | 17 | 43 | 62 | 170 | 93 | 556 |
| 134 | New Orleans-Metairie-Kenner, LA [35380] | 116 | 126 | 200 | 91 | 193 | 117 | 62 | 98 | 105 | 1108 |
| 19 | New York-Northern New Jersey-Long Island, NY-NJ-PA [35620] | 3 | 3 | 86 | 1 | 73 | 2 | 2 | 3 | 159 | 332 |
| 144 | Niles-Benton Harbor, MI [35660] | 159 | 142 | 49 | 199 | 110 | 165 | 62 | 212 | 40 | 1138 |
| 123 | Norwich-New London, CT [35980] | 109 | 99 | 63 | 170 | 106 | 130 | 62 | 244 | 70 | 1053 |
| 194 | Ocala, FL [36100] | 203 | 187 | 201 | 202 | 228 | 195 | 62 | 131 | 115 | 1524 |
| 140 | Ogden-Clearfield, UT [36260] | 117 | 112 | 143 | 103 | 146 | 95 | 46 | 208 | 158 | 1128 |
| 132 | Oklahoma City, OK [36420] | 106 | 108 | 189 | 79 | 201 | 100 | 62 | 16 | 231 | 1092 |
| 206 | Olympia, WA [36500] | 184 | 171 | 160 | 226 | 239 | 199 | 62 | 230 | 132 | 1603 |
| 81 | Omaha-Council Bluffs, NE-IA [36540] | 82 | 94 | 133 | 68 | 150 | 78 | 62 | 71 | 54 | 792 |
| 67 | Orlando-Kissimmee, FL [36740] | 52 | 58 | 138 | 45 | 169 | 50 | 62 | 117 | 41 | 732 |
| 88 | Oshkosh-Neenah, WI [36780] | 68 | 73 | 11 | 105 | 27 | 99 | 47 | 141 | 246 | 817 |
| 24 | Oxnard-Thousand Oaks-Ventura, CA [37100] | 35 | 32 | 27 | 28 | 16 | 30 | 48 | 76 | 77 | 369 |
| 37 | Palm Bay-Melbourne-Titusville, FL [37340] | 54 | 55 | 34 | 48 | 20 | 55 | 62 | 124 | 22 | 474 |
| 226 | Panama City-Lynn Haven, FL [37460] | 189 | 207 | 174 | 244 | 246 | 193 | 62 | 238 | 187 | 1740 |

| | | | | | | | | | | | |
|-----|---|-----|-----|-----|-----|-----|-----|----|-----|-----|------|
| 196 | Pensacola-Ferry Pass-Brent, FL [37860] | 188 | 185 | 212 | 198 | 227 | 182 | 62 | 96 | 182 | 1532 |
| 69 | Peoria, IL [37900] | 65 | 85 | 23 | 152 | 136 | 103 | 28 | 56 | 86 | 734 |
| 6 | Philadelphia-Camden-Wilmington, PA-NJ-DE-MD [37980] | 9 | 9 | 70 | 6 | 28 | 4 | 7 | 23 | 28 | 184 |
| 17 | Phoenix-Mesa-Scottsdale, AZ [38060] | 14 | 13 | 65 | 16 | 46 | 8 | 62 | 68 | 31 | 323 |
| 32 | Pittsburgh, PA [38300] | 26 | 37 | 77 | 27 | 97 | 21 | 11 | 41 | 120 | 457 |
| 105 | Port St. Lucie, FL [38940] | 127 | 113 | 132 | 94 | 170 | 108 | 62 | 108 | 21 | 935 |
| 111 | Portland-South Portland-Biddeford, ME [38860] | 111 | 111 | 114 | 88 | 98 | 101 | 62 | 120 | 169 | 974 |
| 20 | Portland-Vancouver-Beaverton, OR-WA [38900] | 17 | 15 | 31 | 19 | 90 | 20 | 62 | 31 | 51 | 336 |
| 201 | Prescott, AZ [39140] | 197 | 191 | 181 | 203 | 181 | 186 | 62 | 177 | 192 | 1570 |
| 38 | Providence-New Bedford-Fall River, RI-MA [39300] | 45 | 46 | 104 | 34 | 32 | 41 | 49 | 105 | 36 | 492 |
| 35 | Provo-Orem, UT [39340] | 66 | 62 | 44 | 52 | 43 | 67 | 50 | 77 | 11 | 472 |
| 240 | Pueblo, CO [39380] | 241 | 242 | 232 | 235 | 178 | 237 | 62 | 184 | 230 | 1841 |
| 236 | Punta Gorda, FL [39460] | 224 | 214 | 191 | 220 | 229 | 204 | 62 | 215 | 245 | 1804 |
| 95 | Racine, WI [39540] | 101 | 88 | 24 | 111 | 21 | 70 | 62 | 219 | 172 | 868 |
| 26 | Raleigh-Cary, NC [39580] | 18 | 19 | 13 | 31 | 51 | 27 | 51 | 183 | 9 | 402 |
| 116 | Reading, PA [39740] | 104 | 81 | 88 | 132 | 124 | 73 | 62 | 248 | 94 | 1006 |
| 229 | Redding, CA [39820] | 229 | 224 | 207 | 234 | 188 | 220 | 62 | 227 | 174 | 1765 |
| 33 | Reno-Sparks, NV [39900] | 83 | 67 | 42 | 39 | 13 | 92 | 52 | 20 | 53 | 461 |
| 86 | Richmond, VA [40060] | 62 | 65 | 123 | 61 | 180 | 51 | 53 | 125 | 91 | 811 |
| 74 | Riverside-San Bernardino-Ontario, CA [40140] | 42 | 43 | 179 | 35 | 103 | 19 | 54 | 147 | 143 | 765 |
| 163 | Roanoke, VA [40220] | 149 | 154 | 128 | 145 | 220 | 152 | 62 | 138 | 106 | 1254 |
| 107 | Rochester, MN [40340] | 56 | 51 | 7 | 180 | 162 | 134 | 62 | 236 | 68 | 956 |
| 16 | Rochester, NY [40380] | 22 | 23 | 20 | 42 | 48 | 39 | 8 | 64 | 44 | 310 |
| 99 | Rockford, IL [40420] | 119 | 121 | 94 | 121 | 111 | 90 | 55 | 128 | 64 | 903 |
| 72 | Sacramento--Arden-Arcade--Roseville, CA [40900] | 39 | 39 | 124 | 53 | 128 | 44 | 62 | 204 | 62 | 755 |
| 103 | Saginaw-Saginaw Township North, MI [40980] | 137 | 133 | 71 | 162 | 54 | 132 | 62 | 94 | 79 | 924 |
| 188 | Salem, OR [41420] | 155 | 132 | 156 | 171 | 153 | 123 | 62 | 228 | 233 | 1413 |
| 141 | Salinas, CA [41500] | 148 | 125 | 147 | 109 | 42 | 131 | 62 | 202 | 162 | 1128 |
| 218 | Salisbury, MD [41540] | 240 | 235 | 243 | 227 | 160 | 242 | 62 | 81 | 177 | 1667 |
| 18 | Salt Lake City, UT [41620] | 47 | 52 | 62 | 30 | 31 | 45 | 17 | 33 | 7 | 324 |
| 76 | San Antonio, TX [41700] | 57 | 61 | 149 | 50 | 151 | 61 | 56 | 150 | 32 | 767 |
| 1 | San Diego-Carlsbad-San Marcos, CA [41740] | 7 | 6 | 18 | 8 | 12 | 14 | 18 | 12 | 3 | 98 |
| 2 | San Francisco-Oakland-Fremont, CA [41860] | 2 | 2 | 8 | 3 | 7 | 5 | 6 | 74 | 5 | 112 |
| 3 | San Jose-Sunnyvale-Santa Clara, CA [41940] | 1 | 1 | 1 | 2 | 2 | 16 | 1 | 15 | 78 | 117 |
| 124 | San Luis Obispo-Paso Robles, CA [42020] | 138 | 134 | 118 | 122 | 66 | 118 | 62 | 146 | 149 | 1053 |
| 39 | Santa Cruz-Watsonville, CA [42100] | 32 | 22 | 4 | 58 | 8 | 59 | 62 | 241 | 8 | 494 |
| 56 | Santa Rosa-Petaluma, CA [42220] | 79 | 66 | 60 | 72 | 29 | 62 | 62 | 169 | 49 | 648 |
| 193 | Savannah, GA [42340] | 201 | 211 | 210 | 177 | 164 | 202 | 62 | 90 | 191 | 1508 |
| 197 | Scranton--Wilkes-Barre, PA [42540] | 178 | 167 | 208 | 173 | 214 | 166 | 62 | 143 | 232 | 1543 |
| 4 | Seattle-Tacoma-Bellevue, WA [42660] | 5 | 5 | 12 | 12 | 36 | 11 | 19 | 17 | 1 | 118 |
| 195 | Shreveport-Bossier City, LA [43340] | 200 | 205 | 214 | 182 | 211 | 205 | 62 | 65 | 180 | 1524 |
| 208 | Sioux City, IA-NE-SD [43580] | 222 | 217 | 204 | 221 | 187 | 217 | 62 | 82 | 217 | 1629 |
| 159 | Sioux Falls, SD [43620] | 186 | 189 | 154 | 178 | 226 | 197 | 62 | 21 | 29 | 1242 |
| 80 | South Bend-Mishawaka, IN-MI [43780] | 107 | 107 | 66 | 83 | 26 | 85 | 62 | 109 | 144 | 789 |

| | | | | | | | | | | | |
|-----|--|-----|-----|-----|-----|-----|-----|----|-----|-----|------|
| 106 | Spartanburg, SC [43900] | 112 | 106 | 69 | 128 | 56 | 107 | 62 | 175 | 122 | 937 |
| 104 | Spokane, WA [44060] | 135 | 141 | 152 | 107 | 95 | 140 | 62 | 13 | 89 | 934 |
| 200 | Springfield, IL [44100] | 202 | 188 | 180 | 209 | 217 | 210 | 62 | 103 | 195 | 1566 |
| 114 | Springfield, MA [44140] | 100 | 91 | 127 | 97 | 91 | 71 | 62 | 223 | 133 | 995 |
| 173 | Springfield, MO [44180] | 187 | 192 | 211 | 150 | 185 | 184 | 62 | 27 | 139 | 1337 |
| 222 | St. Cloud, MN [41060] | 207 | 199 | 177 | 222 | 237 | 191 | 62 | 237 | 186 | 1718 |
| 79 | St. Louis, MO-IL [41180] | 59 | 59 | 172 | 47 | 189 | 42 | 62 | 80 | 61 | 771 |
| 85 | State College, PA [44300] | 122 | 146 | 38 | 142 | 18 | 158 | 62 | 57 | 60 | 803 |
| 154 | Stockton, CA [44700] | 130 | 116 | 165 | 130 | 112 | 110 | 62 | 235 | 146 | 1206 |
| 83 | Syracuse, NY [45060] | 86 | 80 | 99 | 85 | 84 | 72 | 62 | 102 | 128 | 798 |
| 142 | Tallahassee, FL [45220] | 143 | 156 | 137 | 154 | 210 | 137 | 62 | 50 | 84 | 1133 |
| 58 | Tampa-St. Petersburg-Clearwater, FL [45300] | 48 | 54 | 155 | 36 | 157 | 37 | 62 | 78 | 26 | 653 |
| 241 | Terre Haute, IN [45460] | 227 | 231 | 209 | 236 | 232 | 233 | 62 | 217 | 218 | 1865 |
| 66 | Toledo, OH [45780] | 95 | 105 | 117 | 75 | 49 | 80 | 57 | 40 | 108 | 726 |
| 145 | Topeka, KS [45820] | 144 | 152 | 78 | 135 | 118 | 163 | 62 | 189 | 99 | 1140 |
| 54 | Trenton-Ewing, NJ [45940] | 58 | 45 | 21 | 49 | 6 | 82 | 58 | 213 | 97 | 629 |
| 57 | Tucson, AZ [46060] | 44 | 48 | 46 | 64 | 53 | 63 | 62 | 198 | 72 | 650 |
| 60 | Tulsa, OK [46140] | 74 | 79 | 122 | 66 | 132 | 66 | 20 | 32 | 69 | 660 |
| 217 | Tuscaloosa, AL [46220] | 228 | 230 | 206 | 216 | 225 | 226 | 62 | 115 | 151 | 1659 |
| 174 | Tyler, TX [46340] | 193 | 190 | 157 | 167 | 100 | 194 | 62 | 221 | 59 | 1343 |
| 177 | Utica-Rome, NY [46540] | 181 | 186 | 183 | 153 | 70 | 172 | 62 | 110 | 247 | 1364 |
| 101 | Vallejo-Fairfield, CA [46700] | 94 | 86 | 76 | 139 | 86 | 97 | 62 | 245 | 35 | 920 |
| 237 | Vineland-Millville-Bridgeton, NJ [47220] | 243 | 237 | 237 | 230 | 121 | 244 | 62 | 196 | 238 | 1808 |
| 121 | Virginia Beach-Norfolk-Newport News, VA-NC [47260] | 85 | 103 | 186 | 80 | 182 | 75 | 62 | 85 | 170 | 1028 |
| 199 | Visalia-Porterville, CA [47300] | 212 | 218 | 235 | 187 | 135 | 211 | 62 | 99 | 198 | 1557 |
| 207 | Waco, TX [47380] | 230 | 233 | 222 | 208 | 127 | 230 | 62 | 107 | 189 | 1608 |
| 248 | Warner Robins, GA [47580] | 246 | 247 | 246 | 245 | 215 | 245 | 62 | 246 | 224 | 1976 |
| 8 | Washington-Arlington-Alexandria, DC-VA-MD-WV [47900] | 13 | 14 | 85 | 7 | 69 | 13 | 29 | 14 | 27 | 271 |
| 175 | Waterloo-Cedar Falls, IA [47940] | 167 | 181 | 121 | 192 | 149 | 198 | 62 | 61 | 212 | 1343 |
| 110 | Wichita, KS [48620] | 114 | 124 | 145 | 106 | 144 | 115 | 62 | 24 | 138 | 972 |
| 143 | Wilmington, NC [48900] | 157 | 170 | 126 | 155 | 209 | 169 | 59 | 54 | 38 | 1137 |
| 98 | Winston-Salem, NC [49180] | 102 | 109 | 120 | 86 | 78 | 86 | 62 | 154 | 100 | 897 |
| 49 | Worcester, MA [49340] | 36 | 31 | 33 | 55 | 19 | 38 | 62 | 239 | 52 | 565 |
| 232 | Yakima, WA [49420] | 239 | 236 | 240 | 228 | 168 | 236 | 62 | 130 | 234 | 1773 |
| 113 | York-Hanover, PA [49620] | 108 | 95 | 95 | 123 | 115 | 104 | 62 | 176 | 113 | 991 |
| 158 | Youngstown-Warren-Boardman, OH-PA [49660] | 146 | 139 | 171 | 115 | 122 | 105 | 60 | 140 | 239 | 1237 |
| 109 | Yuba City, CA [49700] | 131 | 123 | 57 | 108 | 11 | 106 | 61 | 224 | 147 | 968 |
| 243 | Yuma, AZ [49740] | 244 | 245 | 244 | 247 | 218 | 248 | 62 | 164 | 203 | 1875 |

INDIVIDUAL METRO REGION REPORTS:

> ABILENE, TX [10180]

List of 25 included communities:

ABILENE, TX; ANSON, TX; AVOCA, TX; BAIRD, TX; BUFFALO GAP, TX; CISCO, TX; CLYDE, TX; CROSS PLAINS, TX; DYESS AFB, TX; GOLDSBORO, TX; HAMLIN, TX; HAWLEY, TX; LAWN, TX; LUEDERS, TX; MERKEL, TX; MORAN, TX; OVALO, TX; PUTNAM, TX; STAMFORD, TX; SYLVESTER, TX; TRENT, TX; TUSCOLA, TX; TYE, TX; WINGATE, TX; WINTERS, TX

Economics:

| Indiv Tax Returns | Cum Indiv Income | Co Tax Returns | Cum Co Income |
|-------------------|------------------|----------------|---------------|
| 101700 | 5103054000 | 4390 | 231696000 |

Entity Counts:

| Org Type | Count |
|----------|-------|
| Company | 15 |

15 IP-based companies out of 4390 business tax returns = 0.34% in IP company density.

| Year | Est Population | Inventors | Inv / 1000 | Patents | Local Cos | Art Classes |
|------|----------------|-----------|------------|---------|-----------|-------------|
| 2005 | | 2 | | 2 | 2 | 2 |
| 2007 | | 5 | | 3 | 2 | 3 |
| 2008 | | 7 | | 5 | 7 | 4 |
| 2009 | | 2 | | 2 | 2 | 2 |
| 2010 | 165252 | 7 | 0.04 | 9 | 1 | 8 |
| 2011 | 166637 | 6 | 0.04 | 8 | 1 | 6 |
| 2012 | 167529 | 4 | 0.02 | 5 | 4 | 4 |
| 2013 | 167452 | 5 | 0.03 | 11 | 1 | 6 |
| 2014 | 168592 | 10 | 0.06 | 11 | 2 | 7 |

| Inventors | Patents |
|------------|---------|
| Totals: 43 | 62 |

Top 25 Art Classes:

| Art Class (code) | Patents | % this metro | % top 250 |
|---|---------|--------------|-----------|
| Data processing: financial, business practice, man... (705) | 8 | 12.9% | 0% |
| Liquid purification or separation... (210) | 4 | 6.5% | 0.1% |
| Buoys, rafts, and aquatic devices... (441) | 3 | 4.8% | 0.7% |
| Wells... (166) | 3 | 4.8% | 0% |
| Ammunition and explosives... (102) | 2 | 3.2% | 0.2% |
| Communications: directive radio wave systems and d... (342) | 2 | 3.2% | 0.1% |
| Firearms... (42) | 2 | 3.2% | 0.2% |
| Surgery... (600) | 2 | 3.2% | 0% |
| Supports... (248) | 1 | 1.6% | 0% |
| Ships... (114) | 1 | 1.6% | 0.1% |
| Rotary expansible chamber devices... (418) | 1 | 1.6% | 0.3% |
| Package and article carriers... (224) | 1 | 1.6% | 0.1% |
| Ordnance... (89) | 1 | 1.6% | 0.1% |
| Optics: eye examining, vision testing and correcti... (351) | 1 | 1.6% | 0.1% |
| Hydraulic and earth engineering... (405) | 1 | 1.6% | 0.1% |
| Fishing, trapping, and vermin destroying... (43) | 1 | 1.6% | 0.1% |
| Data processing: database and file management or d... (707) | 1 | 1.6% | 0% |

| | | | |
|---|---|------|------|
| Communications: electrical... (340) | 1 | 1.6% | 0% |
| Electrical generator or motor structure... (310) | 1 | 1.6% | 0% |
| Education and demonstration... (434) | 1 | 1.6% | 0.1% |
| Dispensing... (222) | 1 | 1.6% | 0% |
| Chemistry: natural resins or derivatives; peptides... (530) | 1 | 1.6% | 0% |
| Chairs and seats... (297) | 1 | 1.6% | 0% |
| Butchering... (452) | 1 | 1.6% | 0.3% |
| Boring or penetrating the earth... (175) | 1 | 1.6% | 0.1% |

Patents (by local inventors) assigned to local companies (top 25 or less):
 NOTE: this company count is likely less than the total company account above because the above count includes local companies with non-local inventors.

| Company Name | Patents |
|---|---------|
| Slide Fire Solutions, LP | 7 |
| Flo-Rite Fluids, Inc. | 3 |
| Slide Fire Solutions LP | 3 |
| APT Advanced Trailer and Equipment, LP | 2 |
| Tige Boats, Inc. | 1 |
| Stroke Play Ltd. | 1 |
| Slide Fire Solutions, Inc. | 1 |
| Nation Wide Products, LLC | 1 |
| Mac Ventures, L.L.C. | 1 |
| Incentech, Inc. | 1 |
| AutoGas Systems, Inc. | 1 |
| Auto Gas Systems, Inc. | 1 |
| Atwell Computer Medical Innovations, Inc. | 1 |

Top 25 (or less) local inventors:

| Inventor | Company | Patents |
|--------------------------|--|---------|
| Jeremiah Cottle | Slide Fire Solutions, LP | 7 |
| Robert G. Watson | Thru Tubing Solutions, Inc. | 5 |
| Jeremiah Cottle | Slide Fire Solutions LP | 3 |
| John W. White | Flo-Rite Fluids, Inc. | 3 |
| Rodney G. Gabriel | Midnight Blue Remote Access LLC | 3 |
| Monte A. McGlaun | Textron Innovations Inc. | 2 |
| Randal W. Hill | APT Advanced Trailer and Equipment, LP | 2 |
| Thomas F. Bailey | Weatherford/Lamb, Inc. | 2 |
| Truman Randall Davis | Express Energy Services Operating, LP | 2 |
| William R. Hawkins | Raytheon Company | 2 |
| Charles Dwayne Miller | Pharos Resources, LLC | 1 |
| Charles F. Pigeon | Tige Boats, Inc. | 1 |
| Dale L. Phillips, Jr. | Stroke Play Ltd. | 1 |
| David A. Wyle | SurePrep, LLC | 1 |
| David Compton | Slide Fire Solutions LP | 1 |
| David Compton | Slide Fire Solutions, LP | 1 |
| David W. Deaton | Midnight Blue Remote Access, LLC | 1 |
| David W. Deaton | Incentech, Inc. | 1 |
| David W. Deaton | Catalina Marketing Corporation | 1 |
| Delmer I Davis | Camden Outdoors, LLC | 1 |
| G. Randy Nicholson | AutoGas Systems, Inc. | 1 |
| G. Randy Nicholson | Auto Gas Systems, Inc. | 1 |
| G. Randy Nicholson | Excentus Corporation | 1 |
| Gary W. Flake | The Invention Science Fund I, LLC | 1 |
| Gregory Michael Rapstine | Coastal Molasses Systems LLC | 1 |

> AKRON, OH [10420]

List of 49 included communities:

AKRON, OH; ALLIANCE, OH; ATWATER, OH; AURORA, OH; BARBERTON, OH; BATH, OH; BRADY LAKE, OH; BRECKSVILLE, OH; CANAL FULTON, OH; CHAGRIN FALLS, OH; CLINTON, OH; CUYAHOGA FALLS, OH; DEERFIELD, OH; DIAMOND, OH; DOYLESTOWN, OH; FAIRLAWN, OH; GARRETTSVILLE, OH; GREEN, OH; HARTVILLE, OH; HIRAM, OH; HUDSON, OH; KENT, OH; LAKE MILTON, OH; LAKEMORE, OH; MACEDONIA, OH; MANTUA, OH; MARSHALLVILLE, OH; MEDINA, OH; MOGADORE, OH; MUNROE FALLS, OH; NEWTON FALLS, OH; NORTH BENTON, OH; NORTH CANTON, OH; NORTHFIELD, OH; PENINSULA, OH; RANDOLPH, OH; RAVENNA, OH; RICHFIELD, OH; ROOTSTOWN, OH; SOUTHTON, OH; STOW, OH; STREETSBORO, OH; TALLMADGE, OH; TWINSBURG, OH; UNIONTOWN, OH; WADSWORTH, OH; WAYLAND, OH; WEST FARMINGTON, OH; WINDHAM, OH

Economics:

| Indiv Tax Returns | Cum Indiv Income | Co Tax Returns | Cum Co Income |
|-------------------|------------------|----------------|---------------|
| 560940 | 34599599000 | 31280 | 1032149000 |

Entity Counts:

| Org Type | Count |
|------------|-------|
| Company | 425 |
| Foundation | 5 |
| HigherEd | 5 |

425 IP-based companies out of 31280 business tax returns = 1.36% in IP company density.

| Year | Est Population | Inventors | Inv / 1000 | Patents | Local Cos | Art Classes |
|------|----------------|-----------|------------|---------|-----------|-------------|
| 2005 | | 627 | | 534 | 71 | 183 |
| 2006 | | 734 | | 630 | 82 | 179 |
| 2007 | | 683 | | 560 | 74 | 175 |
| 2008 | | 667 | | 580 | 73 | 193 |
| 2009 | | 671 | | 570 | 94 | 184 |
| 2010 | 703200 | 811 | 1.15 | 762 | 89 | 196 |
| 2011 | 702881 | 821 | 1.17 | 788 | 78 | 200 |
| 2012 | 702203 | 853 | 1.21 | 796 | 80 | 195 |
| 2013 | 703210 | 997 | 1.42 | 864 | 88 | 213 |
| 2014 | 703825 | 887 | 1.26 | 844 | 98 | 218 |

| Inventors | Patents |
|--------------|---------|
| Totals: 4100 | 6928 |

Top 25 Art Classes:

| Art Class (code) | Patents | % this metro | % top 250 |
|---|---------|--------------|-----------|
| Registers... (235) | 598 | 8.6% | 9.6% |
| Synthetic resins or natural rubbers -- part of the... (524) | 221 | 3.2% | 7.3% |
| Resilient tires and wheels... (152) | 218 | 3.1% | 22.8% |
| Synthetic resins or natural rubbers -- part of the... (525) | 209 | 3% | 7.3% |
| Stock material or miscellaneous articles... (428) | 166 | 2.4% | 2% |
| Synthetic resins or natural rubbers -- part of the... (526) | 132 | 1.9% | 6.6% |
| Multiplex communications... (370) | 125 | 1.8% | 0.4% |
| Data processing: financial, business practice, man... (705) | 122 | 1.8% | 0.5% |
| Data processing: generic control systems or specif... (700) | 121 | 1.7% | 1.9% |
| Illumination... (362) | 116 | 1.7% | 2.2% |
| Radiant energy... (250) | 114 | 1.6% | 1.4% |

| | | | |
|---|-----|------|------|
| Adhesive bonding and miscellaneous chemical manufa... (156) | 112 | 1.6% | 3.3% |
| Electricity: measuring and testing... (324) | 102 | 1.5% | 1.3% |
| Communications: electrical... (340) | 101 | 1.5% | 0.8% |
| Plastic and nonmetallic article shaping or treatin... (264) | 88 | 1.3% | 2.7% |
| Dispensing... (222) | 74 | 1.1% | 3.5% |
| Surgery... (606) | 69 | 1% | 0.5% |
| Electric heating... (219) | 67 | 1% | 2.1% |
| Electrical computers and digital processing system... (709) | 62 | 0.9% | 0.2% |
| Telecommunications... (455) | 62 | 0.9% | 0.3% |
| Chemistry: molecular biology and microbiology... (435) | 60 | 0.9% | 0.3% |
| Electric lamp and discharge devices: systems... (315) | 60 | 0.9% | 2.5% |
| Plastic article or earthenware shaping or treating... (425) | 58 | 0.8% | 4.2% |
| Synthetic resins or natural rubbers -- part of the... (528) | 52 | 0.8% | 2.8% |
| Chemical apparatus and process disinfecting, deodo... (422) | 50 | 0.7% | 1.2% |

Patents (by local inventors) assigned to local companies (top 25 or less):
 NOTE: this company count is likely less than the total company account above because the above count includes local companies with non-local inventors.

| Company Name | Patents |
|--|---------|
| The Goodyear Tire & Rubber Company | 893 |
| Diebold, Incorporated | 308 |
| Diebold Self-Service Systems division of Diebold, Incorporat | 296 |
| The University of Akron | 132 |
| Spectrum Diversified Designs, Inc. | 115 |
| GOJO Industries, Inc. | 104 |
| The Hoover Company | 96 |
| Kent State University | 90 |
| Diebold Self-Service Systems, division of Diebold, Incorpora | 66 |
| Diebold Self-Service Systems | 36 |
| GED Integrated Solutions, Inc. | 35 |
| OMNOVA Solutions Inc. | 35 |
| Orthohelix Surgical Designs, Inc. | 35 |
| Automated Packaging Systems, Inc. | 34 |
| Babcock & Wilcox Power Generation Group, Inc. | 31 |
| Theken Spine, LLC | 30 |
| East Manufacturing Corporation | 27 |
| Mac Trailer Manufacturing, Inc. | 23 |
| Promerus, LLC | 21 |
| Delta Systems, Inc. | 20 |
| Promerus LLC | 20 |
| Rambus Delaware LLC | 19 |
| Fasteners For Retail, Inc. | 16 |
| Firestone Polymers, LLC | 15 |
| Lockheed Martin Corporation | 15 |

Top 25 (or less) local inventors:

| Inventor | Company | Patents |
|--------------------------|---|---------|
| Natarajan Ramachandran | Diebold Self-Service Systems division of Diebold, | 111 |
| Mark D. Smith | Diebold, Incorporated | 96 |
| Phaysouk Xayoiiphonh | Spectrum Diversified Designs, Inc. | 90 |
| Richard C. Darr | Plastipak Packaging, Inc. | 90 |
| Paul Bryan Maxwell | The Goodyear Tire & Rubber Company | 86 |
| Kenwood H. Hall | Rockwell Automation Technologies, Inc. | 85 |
| Max Harold Dixon | The Goodyear Tire & Rubber Company | 77 |
| Richard A. Lovelace, Jr. | Plastipak Packaging, Inc. | 65 |
| Paul Harry Sandstrom | The Goodyear Tire & Rubber Company | 64 |
| James J. Miller | Plastipak Packaging, Inc. | 62 |
| Dale Edward Umstot | The Goodyear Tire & Rubber Company | 57 |
| David A. Peters | Diebold, Incorporated | 46 |

| | | |
|-------------------------|---|----|
| Natarajan Ramachandran | Diebold, Incorporated | 45 |
| Terrence E. Hogan | Bridgestone Corporation | 45 |
| Todd Galloway | Diebold, Incorporated | 42 |
| Jeffery M. Enright | Diebold Self-Service Systems division of Diebold, | 41 |
| Xiaorong Wang | Bridgestone Corporation | 41 |
| Tim Crews | Diebold Self-Service Systems division of Diebold, | 40 |
| Adel Farhan Halasa | The Goodyear Tire & Rubber Company | 39 |
| James R. Kay | Diebold, Incorporated | 39 |
| Karl Eric Sundkvist | The Goodyear Tire & Rubber Company | 39 |
| Shannon Joseph Hughes | The Goodyear Tire & Rubber Company | 39 |
| Wen-Liang Hsu | The Goodyear Tire & Rubber Company | 38 |
| Tim Crews | Diebold, Incorporated | 37 |
| William L. Hergenrother | Bridgestone Corporation | 37 |

> ALBANY, GA [10500]

List of 28 included communities:

ALBANY, GA; ARABI, GA; ARLINGTON, GA; ASHBURN, GA; BRONWOOD, GA; COLQUITT, GA; DAMASCUS, GA; DAWSON, GA; DE SOTO, GA; DOERUN, GA; LEARY, GA; LEESBURG, GA; LESLIE, GA; MOULTRIE, GA; NEWTON, GA; NORMAN PARK, GA; OAKFIELD, GA; OMEGA, GA; PARROTT, GA; POULAN, GA; PUTNEY, GA; SASSER, GA; SHELLMAN, GA; SMITHVILLE, GA; SUMNER, GA; SYLVESTER, GA; TY TY, GA; WARWICK, GA

Economics:

| Indiv Tax Returns | Cum Indiv Income | Co Tax Returns | Cum Co Income |
|-------------------|------------------|----------------|---------------|
| 189700 | 8588556000 | 7980 | 192687000 |

Entity Counts:

| Org Type | Count |
|----------|-------|
| Company | 13 |

13 IP-based companies out of 7980 business tax returns = 0.16% in IP company density.

| Year | Est Population | Inventors | Inv / 1000 | Patents | Local Cos | Art Classes |
|------|----------------|-----------|------------|---------|-----------|-------------|
| 2005 | | 8 | | 7 | 3 | 7 |
| 2006 | | 4 | | 3 | 3 | 3 |
| 2007 | | 5 | | 3 | 1 | 3 |
| 2008 | | 4 | | 5 | 1 | 4 |
| 2009 | | 4 | | 6 | 1 | 4 |
| 2010 | 157308 | 12 | 0.08 | 12 | 1 | 10 |
| 2011 | 157791 | 5 | 0.03 | 6 | 2 | 5 |
| 2012 | 157355 | 5 | 0.03 | 7 | 1 | 5 |
| 2013 | 155790 | 14 | 0.09 | 14 | 2 | 12 |
| 2014 | 154925 | 9 | 0.06 | 14 | 1 | 6 |

| | Inventors | Patents |
|------------|-----------|---------|
| Totals: 51 | 77 | |

Top 25 Art Classes:

| Art Class (code) | Patents | % this metro | % top 250 |
|---|---------|--------------|-----------|
| Multicellular living organisms and unmodified part... (800) | 21 | 27.3% | 0.4% |
| Fluent material handling, with receiver or receive... (141) | 7 | 9.1% | 0.6% |
| Flexible or portable closure, partition, or panel... (160) | 3 | 3.9% | 0.4% |
| Drug, bio-affecting and body treating compositions... (514) | 2 | 2.6% | 0% |
| Fishing, trapping, and vermin destroying... (43) | 2 | 2.6% | 0.2% |
| Electricity: measuring and testing... (324) | 2 | 2.6% | 0% |
| Land vehicles: bodies and tops... (296) | 2 | 2.6% | 0% |
| Planting... (111) | 2 | 2.6% | 0.7% |
| Paper making and fiber liberation... (162) | 2 | 2.6% | 0.2% |
| Electrical computers and digital processing system... (709) | 2 | 2.6% | 0% |
| Severing by tearing or breaking... (225) | 2 | 2.6% | 2.2% |
| Plastic and nonmetallic article shaping or treatin... (264) | 1 | 1.3% | 0% |
| Earth working... (172) | 1 | 1.3% | 0.3% |
| Organic compounds -- part of the class 532-570 ser... (544) | 1 | 1.3% | 0.1% |
| Organic compounds -- part of the class 532-570 ser... (534) | 1 | 1.3% | 0.1% |
| Games using tangible projectile... (473) | 1 | 1.3% | 0% |

| | | | |
|---|---|------|------|
| Freight accommodation on freight carrier... (410) | 1 | 1.3% | 0.2% |
| Electricity: circuit makers and breakers... (200) | 1 | 1.3% | 0.1% |
| Electrical generator or motor structure... (310) | 1 | 1.3% | 0% |
| Drug, bio-affecting and body treating compositions... (424) | 1 | 1.3% | 0% |
| Data processing: financial, business practice, man... (705) | 1 | 1.3% | 0% |
| Compositions: coating or plastic... (106) | 1 | 1.3% | 0.1% |
| Communications: electrical... (340) | 1 | 1.3% | 0% |
| Classifying, separating, and assorting solids... (209) | 1 | 1.3% | 0.1% |
| Chemical apparatus and process disinfecting, deodo... (422) | 1 | 1.3% | 0% |

Patents (by local inventors) assigned to local companies (top 25 or less):
 NOTE: this company count is likely less than the total company account above because the above count includes local companies with non-local inventors.

| Company Name | Patents |
|--------------------------------------|---------|
| MacGregor Golf Company | 4 |
| Agri Dynamics, Inc. | 2 |
| Paper Making Controls Service, Inc. | 1 |
| Automated Irrigation Controls, LLC | 1 |
| American Bio Energy Converting Corp. | 1 |
| Advanced Cooling Technologies, LLC | 1 |

Top 25 (or less) local inventors:

| Inventor | Company | Patents |
|-------------------------|--|---------|
| Sandeep Bhatnagar | Monsanto Technology LLC | 20 |
| David E. Baltenberger | Monsanto Technology LLC | 9 |
| Donald J. Dalton | Ice House America LLC | 4 |
| James A. Bode | MacGregor Golf Company | 4 |
| Roy Lavon Stripling | Ice House America LLC | 4 |
| LaTisha Evette Salaam | The Procter & Gamble Company | 3 |
| Ronald W. Bennett | Rite-Hite Holding Corporation | 3 |
| Danny Leroy Dunn | Ice House America LLC | 2 |
| Gillian Scott Cooper | The Procter & Gamble Company | 2 |
| James Allen Cain | The Procter & Gamble Company | 2 |
| Mark J. Brinkman | Monsanto Technology LLC | 2 |
| Michele Ann Promo | Pfizer Inc. | 2 |
| Stephen Rainey Addison | The Procter & Gamble Company | 2 |
| Yongliang Zhao | Monsanto Technology LLC | 2 |
| Allen Tison | One Pass Farm Equipment, LLC | 1 |
| Andr#xe9; Mellin | The Procter & Gamble Company | 1 |
| Bob Wood | Advanced Cooling Technologies, LLC | 1 |
| Brad Scott Lockhart | The Procter & Gamble Company | 1 |
| Bruce W. Horn | The United States of America, as represented by th | 1 |
| Bryan G. Kriel | Merck & Co., Inc. | 1 |
| Bryan Pike | Automated Irrigation Controls, LLC | 1 |
| David Baltenberger | Monsanto Technology LLC | 1 |
| David E. Baltenberger | Monsanto Technology, L.L.C. | 1 |
| Donald Sternitzke | The United States of America as represented by the | 1 |
| Frederick Scott Britton | The Procter & Gamble Company | 1 |

> ALBANY-SCHENECTADY-TROY, NY [10580]

List of 117 included communities:

ALBANY, NY; ALCOVE, NY; ALPLAUS, NY; ALTAMONT, NY; AMSTERDAM, NY; AVERILL PARK, NY; BALLSTON LAKE, NY; BALLSTON SPA, NY; BERLIN, NY; BERNE, NY; BRAINARD, NY; BROADALBIN, NY; BURNT HILLS, NY; BUSKIRK, NY; CAMBRIDGE, NY; CARLISLE, NY; CASTLETON ON HUDSON, NY; CENTRAL BRIDGE, NY; CHARLOTTEVILLE, NY; CHERRY PLAIN, NY; CLARKSVILLE, NY; CLIFTON PARK, NY; COBLESKILL, NY; COEYMANS HOLLOW, NY; COEYMANS, NY; COHOES, NY; CORINTH, NY; CROPSYVILLE, NY; DELANSON, NY; DELMAR, NY; DORMANVILLE, NY; DUANESBURG, NY; EAGLE BRIDGE, NY; EAST BERNE, NY; EAST GREENBUSH, NY; EAST NASSAU, NY; EAST SCHODACK, NY; EAST WORCESTER, NY; ESPERANCE, NY; FEURA BUSH, NY; FORT EDWARD, NY; FULTONHAM, NY; GALLUPVILLE, NY; GALWAY, NY; GANSEVOORT, NY; GILBOA, NY; GLENMONT, NY; GRAFTON, NY; GRAND GORGE, NY; GREENFIELD CENTER, NY; GREENVILLE, NY; GUILDERLAND CENTER, NY; GUILDERLAND, NY; HADLEY, NY; HAGAMAN, NY; HANNACROIX, NY; HOOSICK FALLS, NY; HOOSICK, NY; HOWES CAVE, NY; JEFFERSON, NY; JOHNSONVILLE, NY; KNOX, NY; LATHAM, NY; MECHANICVILLE, NY; MEDUSA, NY; MELROSE, NY; MIDDLE GROVE, NY; MIDDLEBURGH, NY; NASSAU, NY; NEWTONVILLE, NY; NORTH BLENHEIM, NY; NORTH HOOSICK, NY; NORTHVILLE, NY; OAK HILL, NY; PATTERSONVILLE, NY; PETERSBURG, NY; POESTENKILL, NY; PORTER CORNERS, NY; PRESTON HOLLOW, NY; QUAKER STREET, NY; RAVENA, NY; RENSSELAER, NY; RENSSELAERVILLE, NY; REXFORD, NY; RICHMONDVILLE, NY; ROCK CITY FALLS, NY; ROTTERDAM JUNCTION, NY; ROUND LAKE, NY; SAND LAKE, NY; SARATOGA SPRINGS, NY; SCHAGHTICOKE, NY; SCHENECTADY, NY; SCHODACK LANDING, NY; SCHOHARIE, NY; SCHUYLERVILLE, NY; SELKIRK, NY; SHARON SPRINGS, NY; SLINGERLANDS, NY; SLOANVILLE, NY; SOUTH BETHLEHEM, NY; SOUTH GLENS FALLS, NY; STAMFORD, NY; STEPHENTOWN, NY; STILLWATER, NY; SUMMIT, NY; TROY, NY; VALATIE, NY; VALLEY FALLS, NY; VICTORY MILLS, NY; VOORHEESVILLE, NY; WARNERVILLE, NY; WATERFORD, NY; WATERVLIET, NY; WEST FULTON, NY; WEST SAND LAKE, NY; WESTERLO, NY; WYNANTS KILL, NY

Economics:

| Indiv Tax Returns | Cum Indiv Income | Co Tax Returns | Cum Co Income |
|-------------------|------------------|----------------|---------------|
| 592000 | 38783375000 | 24270 | 1086952000 |

Entity Counts:

| Org Type | Count |
|------------|-------|
| Company | 233 |
| Foundation | 8 |
| HigherEd | 22 |

233 IP-based companies out of 24270 business tax returns = 0.96% in IP company density.

| Year | Est Population | Inventors | Inv / 1000 | Patents | Local Cos | Art Classes |
|------|----------------|-----------|------------|---------|-----------|-------------|
| 2005 | | 635 | | 487 | 43 | 141 |
| 2006 | | 798 | | 626 | 50 | 157 |
| 2007 | | 777 | | 579 | 38 | 163 |
| 2008 | | 743 | | 621 | 38 | 169 |
| 2009 | | 751 | | 664 | 49 | 150 |
| 2010 | 870716 | 1023 | 1.17 | 924 | 48 | 193 |
| 2011 | 872966 | 975 | 1.12 | 894 | 51 | 176 |
| 2012 | 875270 | 1014 | 1.16 | 933 | 49 | 176 |
| 2013 | 878479 | 1130 | 1.29 | 1027 | 46 | 174 |
| 2014 | 880167 | 1372 | 1.56 | 1354 | 69 | 192 |

| Inventors | Patents |
|--------------|---------|
| Totals: 4596 | 8109 |

Top 25 Art Classes:

| Art Class (code) | Patents | % this metro | % top 250 |
|------------------|---------|--------------|-----------|
|------------------|---------|--------------|-----------|

| | | | |
|---|-----|-------|-------|
| Semiconductor device manufacturing: process... (438) | 886 | 10.9% | 4.5% |
| Active solid-state devices (e.g., transistors, sol... (257) | 541 | 6.7% | 3% |
| X-ray or gamma ray systems or devices... (378) | 281 | 3.5% | 11.4% |
| Stock material or miscellaneous articles... (428) | 215 | 2.7% | 2.6% |
| Rotary kinetic fluid motors or pumps... (415) | 213 | 2.6% | 10% |
| Drug, bio-affecting and body treating compositions... (514) | 207 | 2.6% | 0.9% |
| Image analysis... (382) | 199 | 2.5% | 1.4% |
| Radiant energy... (250) | 185 | 2.3% | 2.2% |
| Electricity: measuring and testing... (324) | 181 | 2.2% | 2.3% |
| Electrical generator or motor structure... (310) | 167 | 2.1% | 6.1% |
| Data processing: measuring, calibrating, or testin... (702) | 141 | 1.7% | 1.6% |
| Chemistry: electrical current producing apparatus,... (429) | 137 | 1.7% | 3.5% |
| Synthetic resins or natural rubbers -- part of the... (528) | 124 | 1.5% | 6.6% |
| Coating processes... (427) | 123 | 1.5% | 3.1% |
| Optics: measuring and testing... (356) | 98 | 1.2% | 1.5% |
| Surgery... (600) | 98 | 1.2% | 0.9% |
| Surgery: light, thermal, and electrical applicatio... (607) | 95 | 1.2% | 1.3% |
| Synthetic resins or natural rubbers -- part of the... (524) | 92 | 1.1% | 3% |
| Electricity: electrical systems and devices... (361) | 91 | 1.1% | 1.1% |
| Fluid reaction surfaces (i.e., impellers)... (416) | 90 | 1.1% | 4.8% |
| Radiation imagery chemistry: process, composition,... (430) | 87 | 1.1% | 2.7% |
| Chemistry: molecular biology and microbiology... (435) | 82 | 1% | 0.5% |
| Data processing: financial, business practice, man... (705) | 82 | 1% | 0.4% |
| Electric lamp and discharge devices... (313) | 82 | 1% | 6% |
| Data processing: generic control systems or specif... (700) | 77 | 0.9% | 1.2% |

Patents (by local inventors) assigned to local companies (top 25 or less):
 NOTE: this company count is likely less than the total company account above
 because the above count includes local companies with non-local inventors.

| Company Name | Patents |
|--|---------|
| General Electric Company | 1652 |
| Rensselaer Polytechnic Institute | 155 |
| Albany Molecular Research, Inc. | 60 |
| Momentive Performance Materials Inc. | 57 |
| Superpower, Inc. | 42 |
| Albany International Corp. | 39 |
| Plug Power Inc. | 36 |
| X-Ray Optical Systems, Inc. | 31 |
| Albany Medical College | 24 |
| The Research Foundation of State University of New York | 24 |
| Cyclics Corporation | 16 |
| MTI Microfuel Cells, Inc. | 16 |
| International Electronic Machines Corp. | 15 |
| MTI MicroFuel Cells Inc. | 14 |
| Evident Technologies | 12 |
| Evident Technologies, Inc. | 12 |
| First Principles, Inc. | 12 |
| International Electronic Machines Corporation | 11 |
| The Research Foundation for the State University of New York | 10 |
| Auterra, Inc. | 9 |
| Momentive Performance Materials | 9 |
| Comfortex Corporation | 8 |
| Sematech, Inc. | 8 |
| Tough Traveler Ltd. | 6 |
| ADC Acquisition Company | 5 |

Top 25 (or less) local inventors:

| Inventor | Company | Patents |
|----------|---------|---------|
|----------|---------|---------|

| | | |
|-------------------------------|---|-----|
| Kangguo Cheng | International Business Machines Corporation | 380 |
| Chih-Chao Yang | International Business Machines Corporation | 165 |
| Steven J. Holmes | International Business Machines Corporation | 106 |
| Charles W. Koburger, III | International Business Machines Corporation | 100 |
| Ali Khakifirooz | International Business Machines Corporation | 98 |
| Shom Ponoth | International Business Machines Corporation | 90 |
| Pranita Kulkarni | International Business Machines Corporation | 73 |
| Tenko Yamashita | International Business Machines Corporation | 73 |
| Bruce B. Doris | International Business Machines Corporation | 72 |
| Robert Dean King | General Electric Company | 72 |
| Michael Shur | Sensor Electronic Technology, Inc. | 70 |
| Chun-Chen Yeh | International Business Machines Corporation | 67 |
| John Erik Hershey | General Electric Company | 66 |
| Charles William Koburger, III | International Business Machines Corporation | 63 |
| Veeraraghavan S. Basker | International Business Machines Corporation | 62 |
| Alexander Reznicek | International Business Machines Corporation | 60 |
| Emad Andarawis Andarawis | General Electric Company | 55 |
| Balasubramanian S. Haran | International Business Machines Corporation | 54 |
| Xiaoye Wu | General Electric Company | 49 |
| Thomas N. Adam | International Business Machines Corporation | 48 |
| Peter Michael Edic | General Electric Company | 46 |
| James Anthony Ruud | General Electric Company | 44 |
| Ertugrul Berkcan | General Electric Company | 43 |
| Kanakasabapathi Subramanian | General Electric Company | 42 |
| Hua Xia | General Electric Company | 38 |

> ALBUQUERQUE, NM [10740]

List of 44 included communities:

ALBUQUERQUE, NM; ALGODONES, NM; BELEN, NM; BERNALILLO, NM; BOSQUE FARMS, NM; BOSQUE, NM; CARRIZOZO, NM; CEDAR CREST, NM; CEDARVALE, NM; CLINES CORNERS, NM; COCHITI LAKE, NM; COCHITI PUEBLO, NM; CORRALES, NM; COUNSELOR, NM; CUBA, NM; EDGEWOOD, NM; ENCINO, NM; ESTANCIA, NM; ISLETA, NM; JARALES, NM; JEMEZ PUEBLO, NM; JEMEZ SPRINGS, NM; KIRTLAND AFB, NM; LA JARA, NM; LAGUNA, NM; LOS LUNAS, NM; MCINTOSH, NM; MORIARTY, NM; MOUNTAINAIR, NM; PENA BLANCA, NM; PERALTA, NM; PLACITAS, NM; PONDEROSA, NM; PUEBLO OF ACOMA, NM; REGINA, NM; RIO RANCHO, NM; SAN YSIDRO, NM; SANDIA PARK, NM; SANTO DOMINGO PUEBLO, NM; TIJERAS, NM; TOME, NM; TORREON, NM; VEGUITA, NM; WILLARD, NM

Economics:

| Indiv Tax Returns | Cum Indiv Income | Co Tax Returns | Cum Co Income |
|-------------------|------------------|----------------|---------------|
| 467270 | 25549026000 | 22540 | 720859000 |

Entity Counts:

| Org Type | Count |
|----------|-------|
| Company | 230 |
| HigherEd | 7 |

230 IP-based companies out of 22540 business tax returns = 1.02% in IP company density.

| Year | Est Population | Inventors | Inv / 1000 | Patents | Local Cos | Art Classes |
|------|----------------|-----------|------------|---------|-----------|-------------|
| 2005 | | 312 | | 214 | 41 | 106 |
| 2006 | | 400 | | 278 | 40 | 124 |
| 2007 | | 335 | | 239 | 32 | 113 |
| 2008 | | 359 | | 243 | 37 | 115 |
| 2009 | | 387 | | 269 | 39 | 114 |
| 2010 | 887077 | 490 | 0.55 | 338 | 39 | 137 |
| 2011 | 897091 | 489 | 0.55 | 330 | 44 | 138 |
| 2012 | 901016 | 554 | 0.61 | 379 | 49 | 140 |
| 2013 | 903345 | 597 | 0.66 | 412 | 41 | 145 |
| 2014 | 904587 | 563 | 0.62 | 390 | 58 | 137 |

| Inventors | Patents |
|--------------|---------|
| Totals: 2746 | 3092 |

Top 25 Art Classes:

| Art Class (code) | Patents | % this metro | % top 250 |
|---|---------|--------------|-----------|
| Semiconductor device manufacturing: process... (438) | 111 | 3.6% | 0.6% |
| Optics: measuring and testing... (356) | 96 | 3.1% | 1.4% |
| Image analysis... (382) | 86 | 2.8% | 0.6% |
| Radiant energy... (250) | 83 | 2.7% | 1% |
| Active solid-state devices (e.g., transistors, sol... (257) | 82 | 2.7% | 0.5% |
| Optical: systems and elements... (359) | 82 | 2.7% | 1.3% |
| Communications: electrical... (340) | 67 | 2.2% | 0.6% |
| Optical waveguides... (385) | 57 | 1.8% | 0.9% |
| Coating processes... (427) | 53 | 1.7% | 1.4% |
| Data processing: measuring, calibrating, or testin... (702) | 51 | 1.6% | 0.6% |
| Coherent light generators... (372) | 50 | 1.6% | 2.3% |
| Surgery... (600) | 46 | 1.5% | 0.4% |

| | | | |
|---|----|------|------|
| Data processing: vehicles, navigation, and relativ... (701) | 45 | 1.5% | 0.5% |
| Multiplex communications... (370) | 41 | 1.3% | 0.1% |
| Chemistry: molecular biology and microbiology... (435) | 40 | 1.3% | 0.2% |
| Computer graphics processing and selective visual ... (345) | 40 | 1.3% | 0.3% |
| Electronic digital logic circuitry... (326) | 39 | 1.3% | 1.4% |
| Electricity: measuring and testing... (324) | 38 | 1.2% | 0.5% |
| Chemistry: analytical and immunological testing... (436) | 36 | 1.2% | 1.2% |
| Aeronautics and astronautics... (244) | 33 | 1.1% | 1.2% |
| Communications: directive radio wave systems and d... (342) | 33 | 1.1% | 1.1% |
| Static information storage and retrieval... (365) | 33 | 1.1% | 0.4% |
| Catalyst, solid sorbent, or support therefor: prod... (502) | 32 | 1% | 1.9% |
| Compositions... (252) | 32 | 1% | 1.5% |
| Stock material or miscellaneous articles... (428) | 32 | 1% | 0.4% |

Patents (by local inventors) assigned to local companies (top 25 or less):
 NOTE: this company count is likely less than the total company account above
 because the above count includes local companies with non-local inventors.

| Company Name | Patents |
|--|---------|
| Sandia Corporation | 665 |
| STC.UNM | 212 |
| Lumidigm, Inc. | 43 |
| Emcore Solar Power, Inc. | 32 |
| Emcore Corporation | 20 |
| Skorpios Technologies, Inc. | 20 |
| Amtech Systems, LLC | 19 |
| InLight Solutions, Inc. | 15 |
| Front Row Technologies, LLC | 13 |
| Kestrel Corporation | 12 |
| MEMX, Inc. | 12 |
| Symphony Acoustics, Inc. | 12 |
| UniRac, Inc. | 11 |
| Exagen Diagnostics, Inc. | 10 |
| MIOX Corporation | 10 |
| Science & Technology Corporation @ UNM | 10 |
| STC. unm | 10 |
| MesoSystems Technology, Inc. | 9 |
| SolAero Technologies Corp. | 9 |
| TruTouch Technologies, Inc. | 9 |
| SDG, LLC | 8 |
| VeraLight, Inc. | 7 |
| Aspen Avionics, Inc. | 6 |
| HT MicroAnalytical, Inc. | 6 |
| Riccobene Designs LLC | 6 |

Top 25 (or less) local inventors:

| Inventor | Company | Patents |
|-----------------------|----------------------|---------|
| Mark J. Hampden-Smith | Cabot Corporation | 77 |
| Toivo T. Kudas | Cabot Corporation | 61 |
| James Caruso | Cabot Corporation | 43 |
| Robert K. Rowe | Lumidigm, Inc. | 42 |
| Paolina Atanassova | Cabot Corporation | 34 |
| Quint H. Powell | Cabot Corporation | 34 |
| Murat Okandan | Sandia Corporation | 30 |
| Gregory N. Nielson | Sandia Corporation | 28 |
| Steven R. J. Brueck | STC.UNM | 28 |
| Klaus Kunze | Cabot Corporation | 24 |
| Nicolas G. Droux | Oracle America, Inc. | 24 |
| Daniel J. Skamser | Cabot Corporation | 22 |
| Paul Napolitano | Cabot Corporation | 22 |

| | | |
|----------------------|-------------------------------------|----|
| Schuyler E. Shimanek | Xilinx, Inc. | 21 |
| Wayne E. Wennekamp | Xilinx, Inc. | 21 |
| David R. Wheeler | Sandia Corporation | 19 |
| Thomas S. Riccobene | Keystone Retaining Wall Systems LLC | 18 |
| Eric E. Edwards | Xilinx, Inc. | 15 |
| Rimple Bhatia | Cabot Corporation | 14 |
| Ronald P. Manginell | Sandia Corporation | 14 |
| William C. Sweatt | Sandia Corporation | 14 |
| Dustin Wade Carr | Symphony Acoustics, Inc. | 13 |
| John A. Shelnut | Sandia Corporation | 13 |
| Randolph C. Brost | Eastman Kodak Company | 13 |
| Stephen B. Krasulick | Skorpios Technologies, Inc. | 13 |

> ALLENTOWN-BETHLEHEM-EASTON, PA-NJ [10900]

List of 97 included communities:

ACKERVILLE, PA; ALBRIGHTSVILLE, PA; ALBURTIS, PA; ALLAMUCHY, NJ; ALLENTOWN, PA; ANDOVER, NJ; ANDREAS, PA; AQUASHICOLA, PA; ASBURY, NJ; ASHFIELD, PA; BANGOR, PA; BATH, PA; BEAVER MEADOWS, PA; BELVIDERE, NJ; BETHLEHEM, PA; BLAIRSTOWN, NJ; BLOOMSBURY, NJ; BOWMANSTOWN, PA; BREINIGSVILLE, PA; BROADWAY, NJ; BUTZVILLE, NJ; CATASAUQUA, PA; CENTER VALLEY, PA; CHANGEWATER, NJ; CHERRYVILLE, PA; COLUMBIA, NJ; COOPERSBURG, PA; COPLAY, PA; DANIELSVILLE, PA; DELAWARE, NJ; EAST GREENVILLE, PA; EAST TEXAS, PA; EASTON, PA; EMMAUS, PA; FLICKSVILLE, PA; FOGELSVILLE, PA; GERMANSVILLE, PA; GREAT MEADOWS, NJ; HACKETTSTOWN, NJ; HAMPTON, NJ; HAZLETON, PA; HELLERTOWN, PA; HOPE, NJ; JIM THORPE, PA; JOHNSONBURG, NJ; JUNEDALE, PA; KEMPTON, PA; KUNKLETOWN, PA; KUTZTOWN, PA; LAKE HARMONY, PA; LANSFORD, PA; LAURYS STATION, PA; LEHIGH VALLEY, PA; LEHIGHTON, PA; LIMEPORT, PA; MACUNGIE, PA; MARTINS CREEK, PA; MCADOO, PA; MERTZTOWN, PA; MILFORD, NJ; MOUNT BETHEL, PA; NAZARETH, PA; NEFFS, PA; NESQUEHONING, PA; NEW TRIPOLI, PA; NEWTON, NJ; NORTHAMPTON, PA; OLD ZIONSVILLE, PA; OREFIELD, PA; OXFORD, NJ; PALMERTON, PA; PARRYVILLE, PA; PEN ARGYL, PA; PHILLIPSBURG, NJ; PORT MURRAY, NJ; PORTLAND, PA; QUAKERTOWN, PA; RIEGELSVILLE, PA; SCHNECKSVILLE, PA; SLATEDALE, PA; SLATINGTON, PA; STANHOPE, NJ; STEWARTSVILLE, NJ; STOCKERTOWN, PA; SUMMIT HILL, PA; TATAMY, PA; TREICHLERS, PA; TRESCKOW, PA; TREXLERTOWN, PA; VIENNA, NJ; WALNUTPORT, PA; WASHINGTON, NJ; WEATHERLY, PA; WHITE HAVEN, PA; WHITEHALL, PA; WIND GAP, PA; ZIONSVILLE, PA

Economics:

| Indiv Tax Returns | Cum Indiv Income | Co Tax Returns | Cum Co Income |
|-------------------|------------------|----------------|---------------|
| 580960 | 34279587000 | 25640 | 1091007000 |

Entity Counts:

| Org Type | Count |
|----------|-------|
| Company | 228 |
| HigherEd | 2 |

228 IP-based companies out of 25640 business tax returns = 0.89% in IP company density.

| Year | Est Population | Inventors | Inv / 1000 | Patents | Local Cos | Art Classes |
|------|----------------|-----------|------------|---------|-----------|-------------|
| 2005 | | 507 | | 442 | 41 | 171 |
| 2006 | | 621 | | 524 | 43 | 175 |
| 2007 | | 579 | | 487 | 43 | 166 |
| 2008 | | 602 | | 518 | 61 | 168 |
| 2009 | | 672 | | 573 | 41 | 186 |
| 2010 | 821173 | 747 | 0.91 | 703 | 56 | 181 |
| 2011 | 825229 | 713 | 0.86 | 646 | 51 | 174 |
| 2012 | 827109 | 805 | 0.97 | 775 | 49 | 199 |
| 2013 | 827044 | 849 | 1.03 | 826 | 49 | 202 |
| 2014 | 829835 | 898 | 1.08 | 890 | 52 | 190 |

| Inventors | Patents |
|--------------|---------|
| Totals: 3758 | 6384 |

Top 25 Art Classes:

| Art Class (code) | Patents | % this metro | % top 250 |
|---|---------|--------------|-----------|
| Drug, bio-affecting and body treating compositions... (514) | 284 | 4.4% | 1.3% |
| Multiplex communications... (370) | 193 | 3% | 0.6% |
| Pulse or digital communications... (375) | 183 | 2.9% | 1.4% |
| Telecommunications... (455) | 167 | 2.6% | 0.7% |

| | | | |
|---|-----|------|------|
| Active solid-state devices (e.g., transistors, sol... (257) | 163 | 2.6% | 0.9% |
| Chemistry of inorganic compounds... (423) | 117 | 1.8% | 4.7% |
| Semiconductor device manufacturing: process... (438) | 115 | 1.8% | 0.6% |
| Electric lamp and discharge devices: systems... (315) | 109 | 1.7% | 4.5% |
| Surgery... (606) | 109 | 1.7% | 0.8% |
| Error detection/correction and fault detection/rec... (714) | 100 | 1.6% | 0.9% |
| Telephonic communications... (379) | 97 | 1.5% | 1.3% |
| Optical waveguides... (385) | 95 | 1.5% | 1.4% |
| Drug, bio-affecting and body treating compositions... (424) | 91 | 1.4% | 0.6% |
| Miscellaneous active electrical nonlinear devices,... (327) | 81 | 1.3% | 1.7% |
| Prosthesis (i.e., artificial body members), parts ... (623) | 81 | 1.3% | 1.3% |
| Communications: electrical... (340) | 80 | 1.3% | 0.7% |
| Data processing: financial, business practice, man... (705) | 78 | 1.2% | 0.3% |
| Mineral oils: processes and products... (208) | 75 | 1.2% | 6.4% |
| Catalyst, solid sorbent, or support therefor: prod... (502) | 73 | 1.1% | 4.3% |
| Computer-aided design and analysis of circuits and... (716) | 73 | 1.1% | 1.2% |
| Data processing: database and file management or d... (707) | 70 | 1.1% | 0.3% |
| Electronic digital logic circuitry... (326) | 69 | 1.1% | 2.4% |
| Surgery... (600) | 69 | 1.1% | 0.6% |
| Chemistry of hydrocarbon compounds... (585) | 68 | 1.1% | 4% |
| Chemistry: molecular biology and microbiology... (435) | 61 | 1% | 0.3% |

Patents (by local inventors) assigned to local companies (top 25 or less):
 NOTE: this company count is likely less than the total company account above
 because the above count includes local companies with non-local inventors.

| Company Name | Patents |
|----------------------------------|---------|
| Agere Systems Inc. | 598 |
| Air Products and Chemicals, Inc. | 560 |
| Lutron Electronics Co., Inc. | 546 |
| Victaulic Company | 166 |
| Innovative Office Products, Inc. | 61 |
| Agere Systems, Inc. | 48 |
| Agere Systems LLC | 43 |
| Lehigh University | 38 |
| SiOptical, Inc. | 33 |
| Wavefront Research, Inc. | 27 |
| Knoll, Inc. | 26 |
| Crayola LLC | 23 |
| Grape Technology Group, Inc. | 23 |
| Aesculap Implant Systems, LLC | 19 |
| B. Braun Medical Inc. | 19 |
| Saladax Biomedical Inc. | 19 |
| Lutron Electronics Co., Ltd. | 16 |
| Woodlark Circle, Inc. | 15 |
| Air Products Polymers, L.P. | 13 |
| Follett Corporation | 13 |
| Mack Trucks, Inc. | 13 |
| SHI-APD Cryogenics, Inc. | 13 |
| Asgco Manufacturing, Inc. | 12 |
| Enpirion, Inc. | 12 |
| Lightwire, Inc. | 11 |

Top 25 (or less) local inventors:

| Inventor | Company | Patents |
|---------------------|------------------------------|---------|
| Thomas E. McClaskie | Columbia Insurance Company | 272 |
| Joel S. Spira | Lutron Electronics Co., Inc. | 178 |
| Gregory Altonen | Lutron Electronics Co., Inc. | 136 |
| Scott D. Madara | Victaulic Company | 83 |
| Lane A. Smith | Agere Systems Inc. | 53 |

| | | |
|-----------------------------|----------------------------------|----|
| Edward M. Felegy, Jr. | Lutron Electronics Co., Inc. | 49 |
| Gregory M. Snyder | Lutron Electronics Co., Inc. | 48 |
| Odd N. Oddsen, Jr. | Innovative Office Products, Inc. | 46 |
| Robert C. Newman, Jr. | Lutron Electronics Co., Inc. | 42 |
| Michael V. Porter | Victaulic Company | 40 |
| Bradley A. Derry | Innovative Office Products, Inc. | 36 |
| Jason C. Killo | Lutron Electronics Co., Inc. | 35 |
| Erica L. Clymer | Lutron Electronics Co., Inc. | 34 |
| Frank A. Lane | QUALCOMM Incorporated | 34 |
| John W. Pierce | Victaulic Company | 31 |
| Gregory W. Sheets | Agere Systems Inc. | 30 |
| Dragan Veskovc | Lutron Electronics Co., Inc. | 28 |
| Eugene Joseph Karwacki, Jr. | Air Products and Chemicals, Inc. | 28 |
| Gamini Ananda Vedage | Air Products and Chemicals, Inc. | 28 |
| Mohammad S. Mobin | Agere Systems Inc. | 26 |
| Raymond Nicholas Vrtis | Air Products and Chemicals, Inc. | 26 |
| Erich F. Haratsch | LSI Corporation | 23 |
| Mark Leonard O'Neill | Air Products and Chemicals, Inc. | 23 |
| Paul A. Larson | Lutron Electronics Co., Inc. | 23 |
| Terry E. Helton | ExxonMobil Chemical Patents Inc. | 23 |

> AMARILLO, TX [11100]

List of 17 included communities:

AMARILLO, TX; BOYS RANCH, TX; BUSHLAND, TX; CANYON, TX; CLARENDON, TX; CLAUDE, TX; FRITCH, TX; GROOM, TX; HAPPY, TX; MASTERSON, TX; PAMPA, TX; PANHANDLE, TX; SKELLYTOWN, TX; UMBARGER, TX; WAYSIDE, TX; WHITE DEER, TX; WILDORADO, TX

Economics:

| Indiv Tax Returns | Cum Indiv Income | Co Tax Returns | Cum Co Income |
|-------------------|------------------|----------------|---------------|
| 203740 | 11534399000 | 10090 | 446441000 |

Entity Counts:

| Org Type | Count |
|----------|-------|
| Company | 19 |

19 IP-based companies out of 10090 business tax returns = 0.19% in IP company density.

| Year Est Population | Inventors | Inv / 1000 | Patents | Local Cos | Art Classes |
|---------------------|-----------|------------|---------|-----------|-------------|
| 2005 | 12 | | 11 | 2 | 9 |
| 2006 | 23 | | 17 | 3 | 16 |
| 2007 | 26 | | 16 | 3 | 14 |
| 2008 | 15 | | 14 | 1 | 12 |
| 2009 | 25 | | 14 | 2 | 14 |
| 2010 251933 | 24 | 0.1 | 28 | 4 | 20 |
| 2011 255988 | 20 | 0.08 | 15 | 2 | 14 |
| 2012 257755 | 13 | 0.05 | 15 | 2 | 12 |
| 2013 258833 | 27 | 0.1 | 28 | 5 | 24 |
| 2014 259885 | 27 | 0.1 | 20 | 7 | 17 |

| Inventors | Patents |
|-------------|---------|
| Totals: 158 | 178 |

Top 25 Art Classes:

| Art Class (code) | Patents | % this metro | % top 250 |
|---|---------|--------------|-----------|
| Animal husbandry... (119) | 18 | 10.1% | 1% |
| Drug, bio-affecting and body treating compositions... (424) | 11 | 6.2% | 0.1% |
| Data processing: financial, business practice, man... (705) | 8 | 4.5% | 0% |
| Wells... (166) | 7 | 3.9% | 0.1% |
| Static structures (e.g., buildings)... (52) | 5 | 2.8% | 0.5% |
| Surgery... (600) | 5 | 2.8% | 0% |
| Chemistry: molecular biology and microbiology... (435) | 4 | 2.2% | 0% |
| Implements or apparatus for applying pushing or pu... (254) | 4 | 2.2% | 0.6% |
| Butchering... (452) | 3 | 1.7% | 0.8% |
| Amusement devices... (472) | 3 | 1.7% | 1% |
| Electrical computers and digital processing system... (713) | 3 | 1.7% | 0% |
| Land vehicles... (280) | 3 | 1.7% | 0.1% |
| Pumps... (417) | 3 | 1.7% | 0.2% |
| Stock material or miscellaneous articles... (428) | 3 | 1.7% | 0% |
| Synthetic resins or natural rubbers -- part of the... (528) | 3 | 1.7% | 0.2% |
| Agitating... (366) | 2 | 1.1% | 0.2% |
| Amusement devices: games... (463) | 2 | 1.1% | 0% |

| | | | |
|---|---|------|------|
| Data processing: generic control systems or specif... (700) | 2 | 1.1% | 0% |
| Acoustics... (181) | 2 | 1.1% | 0.3% |
| Closure fasteners... (292) | 2 | 1.1% | 0.2% |
| Chemistry: natural resins or derivatives; peptides... (530) | 2 | 1.1% | 0% |
| Earth working... (172) | 2 | 1.1% | 0.6% |
| Education and demonstration... (434) | 2 | 1.1% | 0.1% |
| Electric lamp and discharge devices: systems... (315) | 2 | 1.1% | 0.1% |
| Explosive and thermic compositions or charges... (149) | 2 | 1.1% | 0.8% |

Patents (by local inventors) assigned to local companies (top 25 or less):
 NOTE: this company count is likely less than the total company account above because the above count includes local companies with non-local inventors.

| Company Name | Patents |
|-----------------------------------|---------|
| Micro Beef Technologies, Ltd. | 14 |
| Ganado Technologies Corp. | 5 |
| Steen Enterprises, LLC | 3 |
| COLORlight, LLC | 2 |
| BWXT Pantex, LLC | 2 |
| Plains Dairy, LLC | 2 |
| Nutrition Physiology Corporation | 2 |
| Red Dog Mobile Shelters, LLC | 1 |
| Merrick Pet Care, Ltd. | 1 |
| Ganado Research, L.L.C. | 1 |
| Dichonics Corporation | 1 |
| Consolidated Beef Producers, Inc. | 1 |
| BWXT Pantex, L.L.C. | 1 |
| BWXT Pantex LLC | 1 |
| Biotronics | 1 |
| Backyard Playsets of West Texas | 1 |

Top 25 (or less) local inventors:

| Inventor | Company | Patents |
|--------------------------|-----------------------------------|---------|
| William C. Pratt | Micro Beef Technologies, Ltd. | 13 |
| William C. Pratt | MWI Veterinary Supply Co. | 6 |
| Stephen E. Bachman | Ganado Technologies Corp. | 5 |
| Charles Clifton Sammann | Backyard Leisure Holdings, Inc. | 3 |
| Donald W. Johnson | National-Oilwell, L.P. | 3 |
| Erich J. Grebel | Daktronics, Inc. | 3 |
| James R. Cirone | National-Oilwell, L.P. | 3 |
| Jay D. Furnish | National-Oilwell, L.P. | 3 |
| Joel M. Ferland | National-Oilwell, L.P. | 3 |
| Kenneth L. Cambern | National-Oilwell, L.P. | 3 |
| Matthew Ryan Garner | MicroBios, Inc. | 3 |
| Michael E. Hubbert | Ganado Technologies Corp. | 3 |
| Michael R. Zemanek | National-Oilwell, L.P. | 3 |
| Qixiang Sun | Microsoft Corporation | 3 |
| Richard W. Steen | Steen Enterprises, LLC | 3 |
| Bryan E. Garner | Nutrition Physiology Company, LLC | 2 |
| Bryan E. Garner | Nutrition Physiology Corporation | 2 |
| Charles C. Sammann | Backyard Leisure Holdings, Inc. | 2 |
| Christopher Jay Garrison | Halliburton Energy Services, Inc. | 2 |
| Colby Shane Butcher | Plains Dairy, LLC | 2 |
| Daniel Deane McCabe | COLORlight, LLC | 2 |
| Ernie D. Sheets | Backyard Leisure Holdings, Inc. | 2 |
| Gregory Allen Hudspeth | Haven Technology | 2 |
| John T. Haynes | Micro Beef Technologies, Ltd. | 2 |
| John T. Haynes | MWI Veterinary Supply Co. | 2 |

> ANCHORAGE, AK [11260]

List of 15 included communities:

ANCHORAGE, AK; BIG LAKE, AK; CHUGIAK, AK; EAGLE RIVER, AK; GIRDWOOD, AK; HOUSTON, AK; INDIAN, AK; JBER, AK; PALMER, AK; SKWENTNA, AK; SUTTON, AK; TALKEETNA, AK; TRAPPER CREEK, AK; WASILLA, AK; WILLOW, AK

Economics:

| Indiv Tax Returns | Cum Indiv Income | Co Tax Returns | Cum Co Income |
|-------------------|------------------|----------------|---------------|
| 171340 | 12241737000 | 8350 | 456115000 |

Entity Counts:

| Org Type | Count |
|----------|-------|
| Company | 29 |
| HigherEd | 1 |

29 IP-based companies out of 8350 business tax returns = 0.35% in IP company density.

| Year | Est Population | Inventors | Inv / 1000 | Patents | Local Cos | Art Classes |
|------|----------------|-----------|------------|---------|-----------|-------------|
| 2005 | | 32 | | 29 | 1 | 28 |
| 2006 | | 31 | | 29 | 3 | 19 |
| 2008 | | 21 | | 18 | 4 | 15 |
| 2009 | | 31 | | 32 | 4 | 24 |
| 2010 | 380821 | 30 | 0.08 | 25 | 4 | 17 |
| 2011 | 388140 | 26 | 0.07 | 26 | 2 | 21 |
| 2012 | 392431 | 29 | 0.07 | 29 | 4 | 20 |
| 2013 | 397521 | 67 | 0.17 | 55 | 11 | 38 |
| 2014 | 398892 | 46 | 0.12 | 47 | 8 | 31 |

| Inventors | Patents |
|-------------|---------|
| Totals: 262 | 305 |

Top 25 Art Classes:

| Art Class (code) | Patents | % this metro | % top 250 |
|---|---------|--------------|-----------|
| Wells... (166) | 39 | 12.8% | 0.6% |
| Hydraulic and earth engineering... (405) | 11 | 3.6% | 0.6% |
| Land vehicles... (280) | 11 | 3.6% | 0.2% |
| Surgery... (600) | 11 | 3.6% | 0.1% |
| Boring or penetrating the earth... (175) | 9 | 3% | 0.5% |
| Surgery... (606) | 9 | 3% | 0.1% |
| Data processing: measuring, calibrating, or testin... (702) | 8 | 2.6% | 0.1% |
| Marine propulsion... (440) | 8 | 2.6% | 1.6% |
| Liquid purification or separation... (210) | 7 | 2.3% | 0.1% |
| Exercise devices... (482) | 6 | 2% | 0.2% |
| Ships... (114) | 6 | 2% | 0.4% |
| Data processing: artificial intelligence... (706) | 5 | 1.6% | 0.1% |
| Data processing: financial, business practice, man... (705) | 5 | 1.6% | 0% |
| Animal husbandry... (119) | 5 | 1.6% | 0.3% |
| Electricity: conductors and insulators... (174) | 5 | 1.6% | 0.2% |
| Multiplex communications... (370) | 5 | 1.6% | 0% |
| Compositions... (252) | 4 | 1.3% | 0.2% |
| Closure fasteners... (292) | 3 | 1% | 0.3% |

| | | | |
|---|---|----|------|
| Amusement devices: toys... (446) | 3 | 1% | 0.4% |
| Ammunition and explosive-charge making... (86) | 3 | 1% | 2.7% |
| Data processing: structural design, modeling, simu... (703) | 3 | 1% | 0.1% |
| Dispensing... (222) | 3 | 1% | 0.1% |
| Illumination... (362) | 3 | 1% | 0.1% |
| Static structures (e.g., buildings)... (52) | 3 | 1% | 0.3% |
| Supports... (248) | 3 | 1% | 0.1% |

Patents (by local inventors) assigned to local companies (top 25 or less):
 NOTE: this company count is likely less than the total company account above
 because the above count includes local companies with non-local inventors.

| Company Name | Patents |
|--|---------|
| Gunderboom, Inc. | 8 |
| Alaska Native Technologies, LLC | 4 |
| LB Enterprises, LLC | 3 |
| Biopar, LLC | 3 |
| ALASKAN ENERGY RESOURCES, INC. | 2 |
| ADS-B Technologies, LLC | 2 |
| Nabors Alaska Drilling, Inc. | 2 |
| PND Engineers, Inc. | 2 |
| Speedy Circle Manufacturing LLC | 1 |
| Safe T Start, LLC | 1 |
| Peratrovich, Nottingham & Drage, Inc. | 1 |
| Pacific Petroleum Recovery Alaska, LLC | 1 |
| Lower Extremity Innovations, LLC | 1 |
| Lasher Sport, LLC. | 1 |
| Lasher Sport, LLC | 1 |
| HPS Intellectual Property, LLC | 1 |
| Efficient Tax LLC | 1 |
| Dynamic TaxOptimizer LLC | 1 |
| Doyon Drilling, Inc. | 1 |
| ChronoRx, LLC | 1 |
| ChronoRX LLC | 1 |
| BeadedStream, LLC | 1 |
| Arctic Innovations | 1 |
| Alaska Hand Research, LLC | 1 |
| Alaska Hand Research LLC | 1 |

Top 25 (or less) local inventors:

| Inventor | Company | Patents |
|-------------------------|--|---------|
| Ioana Fleming | Medtronic, Inc. | 15 |
| Harold B. Dreyer | Gunderboom, Inc. | 8 |
| Michael Dennis Scott | Applied Engineering Solutions, Inc. | 5 |
| Alexander H. Hills | Airespace, Inc. | 4 |
| C. David Brangan | Midwest Industrial Supply, Inc. | 4 |
| Ioana Fleming | Regents of the University of Minnesota | 4 |
| Joseph Imlach | Alaska Native Technologies, LLC | 4 |
| Jeffrey A. Hoffman | Pioneer Surgical Technology, Inc. | 3 |
| Joe E. Hess | Halliburton Energy Services, Inc. | 3 |
| John Weldon Kelley, III | Applied Engineering Solutions, Inc. | 3 |
| Lee Morgan Smith | LB Enterprises, LLC | 3 |
| Patrick Lee McGuire | BP Corporation North America Inc. | 3 |
| Paul Anthony Skvorc, II | Biopar, LLC | 3 |
| Robert Burcham | Liquid Robotics Inc. | 3 |
| Alexander H. Hills | Cisco Systems, Inc. | 2 |
| Betty A. Eastup-Smith | LB Enterprises, LLC | 2 |
| Bradley A. Neugebauer | ConocoPhillips Company | 2 |
| Donovan Korach | Nabors Alaska Drilling, Inc. | 2 |
| Drew Byers | Nabors Alaska Drilling, Inc. | 2 |

| | | |
|----------------------------|-----------------------------------|---|
| Edward Everett de St. Remy | Tyco Thermal Controls LLC | 2 |
| Euthimios Vittoratos | BP Corporation North America Inc. | 2 |
| James R. Albrecht | Comcast IP Holdings I, LLC | 2 |
| John C. Braden | ConocoPhillips Company | 2 |
| Kip P. Sprague | BP Corporation North America Inc. | 2 |
| Lee Morgan Smith | ALASKAN ENERGY RESOURCES, INC. | 2 |

> ANN ARBOR, MI [11460]

List of 23 included communities:

ANN ARBOR, MI; BELLEVILLE, MI; BRIDGEWATER, MI; BRITTON, MI; CHELSEA, MI; CLINTON, MI; DEXTER, MI; GRASS LAKE, MI; GREGORY, MI; MANCHESTER, MI; MILAN, MI; NORTHVILLE, MI; PINCKNEY, MI; PLYMOUTH, MI; SALEM, MI; SALINE, MI; SOUTH LYON, MI; STOCKBRIDGE, MI; TIPTON, MI; WHITMORE LAKE, MI; WHITTAKER, MI; WILLIS, MI; YPSILANTI, MI

Economics:

| Indiv Tax Returns | Cum Indiv Income | Co Tax Returns | Cum Co Income |
|-------------------|------------------|----------------|---------------|
| 262810 | 20555920000 | 17370 | 650529000 |

Entity Counts:

| Org Type | Count |
|----------|-------|
| Company | 386 |
| HigherEd | 18 |

386 IP-based companies out of 17370 business tax returns = 2.22% in IP company density.

| Year | Est Population | Inventors | Inv / 1000 | Patents | Local Cos | Art Classes |
|------|----------------|-----------|------------|---------|-----------|-------------|
| 2005 | | 947 | | 867 | 50 | 192 |
| 2006 | | 1008 | | 974 | 77 | 197 |
| 2007 | | 945 | | 868 | 76 | 184 |
| 2008 | | 977 | | 869 | 75 | 193 |
| 2009 | | 953 | | 872 | 66 | 200 |
| 2010 | 344791 | 1201 | 3.48 | 1216 | 90 | 214 |
| 2011 | 349150 | 1183 | 3.39 | 1325 | 87 | 217 |
| 2012 | 351301 | 1425 | 4.06 | 1647 | 102 | 228 |
| 2013 | 354418 | 1644 | 4.64 | 1784 | 108 | 219 |
| 2014 | 356874 | 1781 | 4.99 | 1904 | 96 | 237 |

| | Inventors | Patents |
|---------|-----------|---------|
| Totals: | 6921 | 12326 |

Top 25 Art Classes:

| Art Class (code) | Patents | % this metro | % top 250 |
|---|---------|--------------|-----------|
| Data processing: vehicles, navigation, and relativ... (701) | 1168 | 9.5% | 13.2% |
| Internal-combustion engines... (123) | 744 | 6% | 16.1% |
| Planetary gear transmission systems or components... (475) | 611 | 5% | 36.2% |
| Land vehicles: bodies and tops... (296) | 505 | 4.1% | 11.9% |
| Surgery: splint, brace, or bandage... (602) | 346 | 2.8% | 12.4% |
| Drug, bio-affecting and body treating compositions... (514) | 332 | 2.7% | 1.5% |
| Communications: electrical... (340) | 278 | 2.3% | 2.3% |
| Interrelated power delivery controls, including en... (477) | 245 | 2% | 38.5% |
| Land vehicles... (280) | 237 | 1.9% | 4.4% |
| Chemistry: molecular biology and microbiology... (435) | 235 | 1.9% | 1.3% |
| Motor vehicles... (180) | 208 | 1.7% | 9.5% |
| Chairs and seats... (297) | 197 | 1.6% | 6.7% |
| Stock material or miscellaneous articles... (428) | 187 | 1.5% | 2.3% |
| Surgery... (606) | 158 | 1.3% | 1.2% |
| Drug, bio-affecting and body treating compositions... (424) | 156 | 1.3% | 1% |

| | | | |
|---|-----|------|-------|
| Chemistry: electrical current producing apparatus,... (429) | 133 | 1.1% | 3.4% |
| Telecommunications... (455) | 130 | 1.1% | 0.6% |
| 192 clutches and power-stop control... (192) | 123 | 1% | 18.4% |
| Illumination... (362) | 112 | 0.9% | 2.2% |
| Optical: systems and elements... (359) | 111 | 0.9% | 1.8% |
| Surgery... (600) | 111 | 0.9% | 1% |
| Data processing: financial, business practice, man... (705) | 104 | 0.8% | 0.5% |
| Coating processes... (427) | 102 | 0.8% | 2.6% |
| Image analysis... (382) | 101 | 0.8% | 0.7% |
| Data processing: measuring, calibrating, or testin... (702) | 99 | 0.8% | 1.1% |

Patents (by local inventors) assigned to local companies (top 25 or less):
 NOTE: this company count is likely less than the total company account above
 because the above count includes local companies with non-local inventors.

| Company Name | Patents |
|---|---------|
| The Regents of the University of Michigan | 845 |
| IMRA America, Inc. | 136 |
| Regents of the University of Michigan | 63 |
| Freudenberg-NOK General Partnership | 49 |
| Plastipak Packaging, Inc. | 48 |
| Integrated Sensing Systems, Inc. | 36 |
| Belanger, Inc. | 35 |
| Handylab, Inc. | 34 |
| Perceptron, Inc. | 31 |
| University of Michigan | 31 |
| Accuri Cytometers, Inc. | 26 |
| Cybernet Systems Corporation | 25 |
| Thetford Corporation | 23 |
| General Scientific Corporation | 21 |
| Michigan Aerospace Corporation | 20 |
| Toyota Technical Center USA, Inc. | 18 |
| AGC Automotive Americas R&D, Inc. | 17 |
| Hayes Lemmerz International, Inc. | 16 |
| NeuroNexus Technologies, Inc. | 16 |
| Xoran Technologies, Inc. | 16 |
| Sakti3, Inc. | 15 |
| Adaptive Materials, Inc. | 14 |
| AVL North America Inc. | 14 |
| Kaiser Optical Systems | 13 |
| Elm Technology Corporation | 12 |

Top 25 (or less) local inventors:

| Inventor | Company | Patents |
|---------------------------|---|---------|
| Scott H. Wittkopp | GM Global Technology Operations LLC | 268 |
| James M. Hart | GM Global Technology Operations LLC | 264 |
| Anthony H. Heap | GM Global Technology Operations LLC | 137 |
| Nancy L. Johnson | GM Global Technology Operations LLC | 134 |
| Scott H. Wittkopp | GM Global Technology Operations, Inc. | 115 |
| James M. Hart | GM Global Technology Operations, Inc. | 109 |
| Thomas G. Leone | Ford Global Technologies, LLC | 97 |
| Andrew W. Phillips | GM Global Technology Operations, Inc. | 84 |
| Michiel J. van Nieuwstadt | Ford Global Technologies, LLC | 82 |
| Alex O'Connor Gibson | Ford Global Technologies, LLC | 81 |
| Paul W. Alexander | GM Global Technology Operations LLC | 81 |
| Vijayen S. Veerasamy | Guardian Industries Corp. | 81 |
| Anthony H. Heap | Daimler AG | 79 |
| Anthony H. Heap | Bayerische Motoren Werke Aktiengesellschaft | 78 |
| Andrew W. Phillips | GM Global Technology Operations LLC | 75 |
| Ralph Wayne Cunningham | Ford Global Technologies, LLC | 67 |

| | | |
|-------------------|---------------------------------------|----|
| Nilesh D. Mankame | GM Global Technology Operations LLC | 62 |
| Nancy L. Johnson | GM Global Technology Operations, Inc. | 52 |
| Shane Elwart | Ford Global Technologies, LLC | 51 |
| Martin E. Fermann | IMRA America, Inc. | 49 |
| Moray S. Callum | Ford Motor Company | 46 |
| Yuji Fujii | Ford Global Technologies, LLC | 46 |
| Donald J. Harter | IMRA America, Inc. | 44 |
| Edward Golden | Ford Global Technologies, LLC | 44 |
| Anthony H. Heap | Chrysler Group LLC | 43 |

> APPLETON, WI [11540]

List of 37 included communities:

APPLETON, WI; BEAR CREEK, WI; BLACK CREEK, WI; BONDUEL, WI; BRILLION, WI; CHILTON, WI; CLINTONVILLE, WI; COMBINED LOCKS, WI; DALE, WI; DE PERE, WI; ELKHART LAKE, WI; FOREST JUNCTION, WI; FREEDOM, WI; FREMONT, WI; GREEN BAY, WI; GREENVILLE, WI; HILBERT, WI; HORTONVILLE, WI; KAUKAUNA, WI; KIEL, WI; KIMBERLY, WI; LARSEN, WI; LITTLE CHUTE, WI; MALONE, WI; MENASHA, WI; NEENAH, WI; NEW HOLSTEIN, WI; NEW LONDON, WI; NICHOLS, WI; ONEIDA, WI; POTTER, WI; SAINT CLOUD, WI; SEYMOUR, WI; SHERWOOD, WI; SHIOCTON, WI; STOCKBRIDGE, WI; WRIGHTSTOWN, WI

Economics:

| Indiv Tax Returns | Cum Indiv Income | Co Tax Returns | Cum Co Income |
|-------------------|------------------|----------------|---------------|
| 256470 | 16649560000 | 14410 | 370582000 |

Entity Counts:

| Org Type | Count |
|----------|-------|
| Company | 197 |
| HigherEd | 1 |

197 IP-based companies out of 14410 business tax returns = 1.37% in IP company density.

| Year Est Population | Inventors | Inv / 1000 | Patents | Local Cos | Art Classes |
|---------------------|-----------|------------|---------|-----------|-------------|
| 2005 | 529 | | 333 | 36 | 90 |
| 2006 | 538 | | 322 | 54 | 106 |
| 2007 | 490 | | 267 | 29 | 94 |
| 2008 | 460 | | 254 | 36 | 88 |
| 2009 | 433 | | 222 | 33 | 84 |
| 2010 225666 | 563 | 2.49 | 352 | 39 | 102 |
| 2011 227411 | 585 | 2.57 | 322 | 35 | 95 |
| 2012 228581 | 500 | 2.19 | 300 | 35 | 93 |
| 2013 229869 | 514 | 2.24 | 331 | 34 | 93 |
| 2014 231497 | 536 | 2.32 | 348 | 38 | 97 |

| Inventors | Patents |
|--------------|---------|
| Totals: 2580 | 3051 |

Top 25 Art Classes:

| Art Class (code) | Patents | % this metro | % top 250 |
|---|---------|--------------|-----------|
| Surgery... (604) | 384 | 12.6% | 4.2% |
| Paper making and fiber liberation... (162) | 332 | 10.9% | 27.1% |
| Electric heating... (219) | 238 | 7.8% | 7.4% |
| Stock material or miscellaneous articles... (428) | 189 | 6.2% | 2.3% |
| Adhesive bonding and miscellaneous chemical manufa... (156) | 110 | 3.6% | 3.2% |
| Article dispensing... (221) | 72 | 2.4% | 12.7% |
| Winding, tensioning, or guiding... (242) | 66 | 2.2% | 6.9% |
| Special receptacle or package... (206) | 63 | 2.1% | 2.1% |
| Fabric (woven, knitted, or nonwoven textile or clo... (442) | 56 | 1.8% | 6.7% |
| Communications: electrical... (340) | 52 | 1.7% | 0.4% |
| Manufacturing container or tube from paper; or oth... (493) | 49 | 1.6% | 8% |
| Drug, bio-affecting and body treating compositions... (424) | 47 | 1.5% | 0.3% |
| Data processing: financial, business practice, man... (705) | 44 | 1.4% | 0.2% |

| | | | |
|---|----|------|------|
| Plastic and nonmetallic article shaping or treatin... (264) | 40 | 1.3% | 1.2% |
| Data processing: vehicles, navigation, and relativ... (701) | 36 | 1.2% | 0.4% |
| Internal-combustion engines... (123) | 34 | 1.1% | 0.7% |
| Prosthesis (i.e., artificial body members), parts ... (623) | 29 | 1% | 0.5% |
| Flexible bags... (383) | 28 | 0.9% | 6.9% |
| Organic compounds -- part of the class 532-570 ser... (534) | 27 | 0.9% | 3.2% |
| Cleaning compositions for solid surfaces, auxiliar... (510) | 26 | 0.9% | 1.5% |
| Data processing: generic control systems or specif... (700) | 26 | 0.9% | 0.4% |
| Land vehicles... (280) | 23 | 0.8% | 0.4% |
| Illumination... (362) | 22 | 0.7% | 0.4% |
| Chemistry: molecular biology and microbiology... (435) | 21 | 0.7% | 0.1% |
| Coating processes... (427) | 21 | 0.7% | 0.5% |

Patents (by local inventors) assigned to local companies (top 25 or less):
 NOTE: this company count is likely less than the total company account above
 because the above count includes local companies with non-local inventors.

| Company Name | Patents |
|---------------------------------------|---------|
| Kimberly-Clark Worldwide, Inc. | 1339 |
| Krueger International, Inc. | 56 |
| Appleton Papers Inc. | 32 |
| Armament Systems and Procedures, Inc. | 27 |
| Armament Systems & Procedures, Inc. | 19 |
| CMD Corporation | 19 |
| Ariens Company | 17 |
| Coating Excellence International LLC | 14 |
| SCA Tissue North America LLC | 14 |
| Kimberly Clark Worldwide, Inc. | 13 |
| Neenah Foundry Company | 13 |
| T&M Inventions, LLC | 13 |
| CP Packaging, Inc. | 12 |
| Pierce Manufacturing Company | 11 |
| Trinova Design, LLC | 11 |
| American Prosthetic Components, Inc. | 9 |
| College Kids, LLP | 9 |
| Kimberly-Clark Worldwide, Inc | 9 |
| Appvion, Inc. | 8 |
| Kimberly-Clark Worldwide Inc. | 8 |
| Alwin Manufacturing Co., Inc. | 6 |
| Appleton Papers, Inc. | 6 |
| BestRake, LLC | 6 |
| FPNA Acquisition Corporation | 6 |
| Paper Converting Machine Company | 6 |

Top 25 (or less) local inventors:

| Inventor | Company | Patents |
|-------------------------|---------------------------------------|---------|
| Robert Lee Popp | Kimberly-Clark Worldwide, Inc. | 41 |
| Michael Alan Hermans | Kimberly-Clark Worldwide, Inc. | 40 |
| Thomas David Ehlert | Kimberly-Clark Worldwide, Inc. | 35 |
| Guy H. Super | Georgia-Pacific Consumer Products LP | 34 |
| Steven L. Edwards | Georgia-Pacific Consumer Products LP | 33 |
| Antonio M. Cittadino | Georgia-Pacific Consumer Products LP | 31 |
| Peiguang Zhou | Kimberly-Clark Worldwide, Inc. | 31 |
| Scott W. Wenzel | Kimberly-Clark Worldwide, Inc. | 29 |
| Patrick Sean McNichols | Kimberly-Clark Worldwide, Inc. | 28 |
| Patrick H. Wnek | Graphic Packaging International, Inc. | 27 |
| Thomas Gerard Shannon | Kimberly-Clark Worldwide, Inc. | 27 |
| Jeffrey Dean Lindsay | Kimberly-Clark Worldwide, Inc. | 26 |
| Christopher Peter Olson | Kimberly-Clark Worldwide, Inc. | 25 |
| Dave Allen Soerens | Kimberly-Clark Worldwide, Inc. | 25 |

| | | |
|---------------------|---------------------------------------|----|
| James H. Wang | Kimberly-Clark Worldwide, Inc. | 25 |
| Paul T. Van Gompel | Kimberly-Clark Worldwide, Inc. | 25 |
| Robert L. Popp | Kimberly-Clark Worldwide, Inc. | 25 |
| Vasily A. Topolkaev | Kimberly-Clark Worldwide, Inc. | 25 |
| Fung-jou Chen | Kimberly-Clark Worldwide, Inc. | 24 |
| Lorin R. Cole | Graphic Packaging International, Inc. | 24 |
| Maurizio Tirimacco | Kimberly-Clark Worldwide, Inc. | 23 |
| Jian Qin | Kimberly-Clark Worldwide, Inc. | 22 |
| Kang Chang Yeh | Georgia-Pacific Consumer Products LP | 22 |
| Jason C. Cohen | Kimberly-Clark Worldwide, Inc. | 21 |
| Jeffrey D. Lindsay | Kimberly-Clark Worldwide, Inc. | 21 |

> ASHEVILLE, NC [11700]

List of 44 included communities:

ALEXANDER, NC; ARDEN, NC; ASHEVILLE, NC; BARNARDSVILLE, NC; BAT CAVE, NC; BLACK MOUNTAIN, NC; BURNSVILLE, NC; CANDLER, NC; CANTON, NC; CLYDE, NC; DANA, NC; EAST FLAT ROCK, NC; EDNEYVILLE, NC; ENKA, NC; ETOWAH, NC; FAIRVIEW, NC; FLAT ROCK, NC; FLETCHER, NC; GERTON, NC; GLENVILLE, NC; HAZELWOOD, NC; HENDERSONVILLE, NC; HORSE SHOE, NC; HOT SPRINGS, NC; LAKE JUNALUSKA, NC; LEICESTER, NC; MAGGIE VALLEY, NC; MARION, NC; MARS HILL, NC; MARSHALL, NC; MILLS RIVER, NC; MONTREAT, NC; MOUNTAIN HOME, NC; NAPLES, NC; NEWPORT, TN; PENROSE, NC; RIDGECREST, NC; SALUDA, NC; SKYLAND, NC; SWANNANOVA, NC; TUXEDO, NC; WAYNESVILLE, NC; WEAVERVILLE, NC; ZIRCONIA, NC

Economics:

| Indiv Tax Returns | Cum Indiv Income | Co Tax Returns | Cum Co Income |
|-------------------|------------------|----------------|---------------|
| 290410 | 14737099000 | 18360 | 555258000 |

Entity Counts:

| Org Type | Count |
|----------|-------|
| Company | 64 |

64 IP-based companies out of 18360 business tax returns = 0.35% in IP company density.

| Year Est Population | Inventors | Inv / 1000 | Patents | Local Cos | Art Classes |
|---------------------|-----------|------------|---------|-----------|-------------|
| 2005 | 100 | | 79 | 15 | 57 |
| 2006 | 96 | | 71 | 10 | 56 |
| 2007 | 70 | | 63 | 10 | 44 |
| 2008 | 62 | | 72 | 6 | 37 |
| 2009 | 73 | | 100 | 10 | 52 |
| 2010 424858 | 80 | 0.19 | 116 | 6 | 57 |
| 2011 428436 | 90 | 0.21 | 83 | 9 | 52 |
| 2012 432142 | 91 | 0.21 | 91 | 3 | 62 |
| 2013 437661 | 111 | 0.25 | 109 | 11 | 63 |
| 2014 442316 | 99 | 0.22 | 103 | 8 | 62 |

| Inventors | Patents |
|-------------|---------|
| Totals: 579 | 887 |

Top 25 Art Classes:

| Art Class (code) | Patents | % this metro | % top 250 |
|---|---------|--------------|-----------|
| Semiconductor device manufacturing: process... (438) | 73 | 8.2% | 0.4% |
| Active solid-state devices (e.g., transistors, sol... (257) | 67 | 7.6% | 0.4% |
| Electricity: electrical systems and devices... (361) | 31 | 3.5% | 0.4% |
| Drug, bio-affecting and body treating compositions... (514) | 30 | 3.4% | 0.1% |
| Stock material or miscellaneous articles... (428) | 22 | 2.5% | 0.3% |
| Surgery: light, thermal, and electrical applicatio... (607) | 22 | 2.5% | 0.3% |
| Rotary kinetic fluid motors or pumps... (415) | 18 | 2% | 0.8% |
| Data processing: financial, business practice, man... (705) | 16 | 1.8% | 0.1% |
| Surgery... (600) | 15 | 1.7% | 0.1% |
| Supports... (248) | 13 | 1.5% | 0.5% |
| Electrical connectors... (439) | 12 | 1.4% | 0.2% |
| Illumination... (362) | 11 | 1.2% | 0.2% |
| Printing... (101) | 11 | 1.2% | 1.8% |

| | | | |
|---|----|------|------|
| Communications: electrical... (340) | 10 | 1.1% | 0.1% |
| Fabric (woven, knitted, or nonwoven textile or clo... (442) | 10 | 1.1% | 1.2% |
| Surgery... (606) | 10 | 1.1% | 0.1% |
| Electricity: circuit makers and breakers... (200) | 9 | 1% | 0.9% |
| Telecommunications... (455) | 9 | 1% | 0% |
| Data processing: generic control systems or specif... (700) | 8 | 0.9% | 0.1% |
| Data processing: measuring, calibrating, or testin... (702) | 8 | 0.9% | 0.1% |
| Land vehicles: bodies and tops... (296) | 8 | 0.9% | 0.2% |
| Chemical apparatus and process disinfecting, deodo... (422) | 7 | 0.8% | 0.2% |
| Compositions: coating or plastic... (106) | 7 | 0.8% | 0.5% |
| Electricity: measuring and testing... (324) | 7 | 0.8% | 0.1% |
| Fluid reaction surfaces (i.e., impellers)... (416) | 7 | 0.8% | 0.4% |

Patents (by local inventors) assigned to local companies (top 25 or less):
 NOTE: this company count is likely less than the total company account above
 because the above count includes local companies with non-local inventors.

| Company Name | Patents |
|--|---------|
| Kendro Laboratory Products, Inc. | 5 |
| Smart Bottle Inc. | 5 |
| Vertique, Inc. | 5 |
| BRPP, LLC | 4 |
| Thermo Fisher Scientific (Asheville) LLC | 4 |
| X-Spooler, Inc. | 4 |
| Day International, Inc. | 3 |
| Colbond, Inc. | 3 |
| Crow-Erickson, Inc. | 2 |
| Davis Intellectual Properties LLC | 2 |
| Eagles Nest Outfitters, Inc. | 2 |
| Cane Creek Cycling Components, Inc. | 2 |
| Freer Logic, LLC | 2 |
| Ocean's Flavor Foods, LLC | 2 |
| River Solutions, Inc. | 2 |
| Smart Bottle, Inc. | 2 |
| Superior Modular Products Incorporated | 2 |
| Vortant Technologies, LLC | 2 |
| Eaglesnest Outfitters, Inc. | 1 |
| Ideal Medical Technologies Inc. | 1 |
| Heartfire Designs LLC | 1 |
| Genova Diagnostics, Inc. | 1 |
| Digitech International, Inc. | 1 |
| Dampp-Chaser Electronics Corporation | 1 |
| Crane Resistoflex | 1 |

Top 25 (or less) local inventors:

| Inventor | Company | Patents |
|---------------------------|---|---------|
| Jack A. Mandelman | International Business Machines Corporation | 83 |
| Jack Allan Mandelman | International Business Machines Corporation | 75 |
| Patrick Benedict Melton | General Electric Company | 38 |
| David W. Bristol | Pisgah Laboratories, Inc. | 20 |
| Stephen G. D'Ambrosio | Pisgah Laboratories, Inc. | 20 |
| Clifford Riley King | Pisgah Laboratories, Inc. | 19 |
| Brian Woods | OpenPeak Inc. | 16 |
| John Herman Blakely | Rockwell Automation Technologies, Inc. | 11 |
| Clifford R. King | Xerox Corporation | 10 |
| Robert Yanniello | Eaton Corporation | 10 |
| Tyson B. Whitaker | Welch Allyn, Inc. | 10 |
| Geoffrey Michael Bergmark | Zike, LLC | 9 |
| Michael E. McLean | Day International, Inc. | 8 |
| Thomas G. Ranney | North Carolina State University | 8 |

| | | |
|-----------------------|--|---|
| Chris Capobianco | Unimin Corporation | 7 |
| Holly S. Tucker | Edison Nation, LLC | 7 |
| Allan Kelly | BorgWarner Inc. | 6 |
| Colin Richmond | Oneida, Ltd. | 6 |
| David Alan Weston | Compagnie Generale des Etablissements Michelin | 6 |
| Kenneth R. Wilkes | Smart Bottle Inc. | 6 |
| Mark Stewart Schroder | General Electric Company | 6 |
| Roger Alan Plemmons | Rockwell Automation Technologies, Inc. | 6 |
| Stephen Manuel | Michelin Recherche et Technique S.A. | 6 |
| Thomas A. Gallo | Unimin Corporation | 6 |
| Augustine Cavagnaro | BorgWarner Inc. | 5 |

> ATHENS-CLARKE COUNTY, GA [12020]

List of 27 included communities:

ARNOLDSVILLE, GA; ATHENS, GA; BISHOP, GA; BOGART, GA; BOWMAN, GA; CARLTON, GA; COLBERT, GA; COMER, GA; COMMERCE, GA; CRAWFORD, GA; DANIELSVILLE, GA; FARMINGTON, GA; HARTWELL, GA; HIGH SHOALS, GA; HULL, GA; ILA, GA; LEXINGTON, GA; MAXEYS, GA; NICHOLSON, GA; RAYLE, GA; ROYSTON, GA; STATHAM, GA; STEPHENS, GA; UNION POINT, GA; WATKINSVILLE, GA; WINDER, GA; WINTERVILLE, GA

Economics:

| Indiv Tax Returns | Cum Indiv Income | Co Tax Returns | Cum Co Income |
|-------------------|------------------|----------------|---------------|
| 168840 | 8648484000 | 9650 | 241872000 |

Entity Counts:

| Org Type | Count |
|------------|-------|
| Company | 41 |
| Foundation | 3 |
| HigherEd | 11 |

41 IP-based companies out of 9650 business tax returns = 0.42% in IP company density.

| Year | Est Population | Inventors | Inv / 1000 | Patents | Local Cos | Art Classes |
|------|----------------|-----------|------------|---------|-----------|-------------|
| 2005 | | 57 | | 48 | 4 | 32 |
| 2006 | | 55 | | 47 | 7 | 25 |
| 2007 | | 57 | | 50 | 5 | 33 |
| 2008 | | 46 | | 50 | 5 | 22 |
| 2009 | | 64 | | 47 | 3 | 25 |
| 2010 | 192541 | 93 | 0.48 | 73 | 5 | 38 |
| 2011 | 194658 | 94 | 0.48 | 70 | 5 | 43 |
| 2012 | 196405 | 87 | 0.44 | 62 | 4 | 36 |
| 2013 | 197884 | 83 | 0.42 | 69 | 6 | 36 |
| 2014 | 199016 | 111 | 0.56 | 98 | 6 | 55 |

| Inventors | Patents |
|-------------|---------|
| Totals: 495 | 614 |

Top 25 Art Classes:

| Art Class (code) | Patents | % this metro | % top 250 |
|---|---------|--------------|-----------|
| Chemistry: molecular biology and microbiology... (435) | 68 | 11.1% | 0.4% |
| Drug, bio-affecting and body treating compositions... (424) | 55 | 9% | 0.4% |
| Drug, bio-affecting and body treating compositions... (514) | 46 | 7.5% | 0.2% |
| Multicellular living organisms and unmodified part... (800) | 37 | 6% | 0.6% |
| Data processing: vehicles, navigation, and relativ... (701) | 21 | 3.4% | 0.2% |
| Organic compounds -- part of the class 532-570 ser... (536) | 20 | 3.3% | 0.6% |
| Chemistry: natural resins or derivatives; peptides... (530) | 18 | 2.9% | 0.4% |
| Electrical computers and digital processing system... (709) | 13 | 2.1% | 0.1% |
| Multiplex communications... (370) | 13 | 2.1% | 0% |
| Data processing: financial, business practice, man... (705) | 11 | 1.8% | 0% |
| Surgery... (600) | 11 | 1.8% | 0.1% |
| Optics: measuring and testing... (356) | 10 | 1.6% | 0.1% |
| Surgery... (604) | 9 | 1.5% | 0.1% |
| Compositions... (252) | 8 | 1.3% | 0.4% |

| | | | |
|---|---|------|------|
| Communications, electrical: acoustic wave systems ... (367) | 8 | 1.3% | 0.6% |
| Stock material or miscellaneous articles... (428) | 8 | 1.3% | 0.1% |
| Surgery... (606) | 7 | 1.1% | 0.1% |
| Data processing: database and file management or d... (707) | 6 | 1% | 0% |
| Electricity: measuring and testing... (324) | 6 | 1% | 0.1% |
| Synthetic resins or natural rubbers -- part of the... (521) | 6 | 1% | 0.5% |
| Butchering... (452) | 5 | 0.8% | 1.3% |
| Animal husbandry... (119) | 5 | 0.8% | 0.3% |
| Coating apparatus... (118) | 5 | 0.8% | 0.4% |
| Radiant energy... (250) | 5 | 0.8% | 0.1% |
| Chemistry: analytical and immunological testing... (436) | 4 | 0.7% | 0.1% |

Patents (by local inventors) assigned to local companies (top 25 or less):
 NOTE: this company count is likely less than the total company account above
 because the above count includes local companies with non-local inventors.

| Company Name | Patents |
|---|---------|
| University of Georgia Research Foundation, Inc. | 163 |
| Plant Introductions, Inc. | 28 |
| The University of Georgia Research Foundation, Inc. | 19 |
| AviGenics, Inc. | 14 |
| University of Georgia Research Foundation | 11 |
| Tree Introductions, Inc. | 6 |
| The University of Georgia Research Foundation, Inc | 5 |
| Tifosi Optics Inc. | 5 |
| Zoom Bait Company, Inc. | 4 |
| Hydrocoal Technologies, LLC | 3 |
| Roper Pump Company | 3 |
| AviGenics, Inc | 2 |
| ASP Corporation | 2 |
| Bresagen, Inc. | 2 |
| J&M Shuler Medical, Inc. | 2 |
| Industrial Idea Partners, Inc. | 2 |
| Meta-C Corporation | 2 |
| Noramco, Inc. | 2 |
| SoftCard Systems, Inc. | 2 |
| The University of Georgia Research Foundation | 2 |
| Tifosi Optics, Inc. | 2 |
| Triad Resource Technologies, LLC | 2 |
| Plant Introductions Inc. | 1 |
| OP-marks, Inc. | 1 |
| MuniRem Environmental, LLC | 1 |

Top 25 (or less) local inventors:

| Inventor | Company | Patents |
|--------------------|---|---------|
| Michael A. Dirr | University of Georgia Research Foundation, Inc. | 21 |
| Alex J. Harvey | Synageva BioPharma Corp. | 16 |
| Michael A. Dirr | Plant Introductions, Inc. | 12 |
| Joshua H. Kardos | Plant Introductions, Inc. | 11 |
| Jeffrey C. Rapp | Synageva BioPharma Corp. | 10 |
| Alex J. Harvey | AviGenics, Inc. | 9 |
| Chung K. Chu | University of Georgia Research Foundation, Inc. | 9 |
| Yiping Zhao | University of Georgia Research Foundation, Inc. | 9 |
| Bruce F. Wong | Cisco Technology, Inc. | 8 |
| John L. Bennett | Huber Engineered Woods LLC | 8 |
| Julie A. Morris | Synageva BioPharma Corp. | 8 |
| William M. LeBlanc | Cisco Technology, Inc. | 8 |
| Brantley W. Coile | Cisco Technology, Inc. | 7 |
| Chris Phillips | Ericsson Television Inc. | 7 |
| Chung K. Chu | Emory University | 7 |

| | | |
|-------------------|---|---|
| Elliot Altman | University of Georgia Research Foundation, Inc. | 7 |
| Robert D. Ivarie | Synageva BioPharma Corp. | 7 |
| Geert-Jan Boons | University of Georgia Research Foundation, Inc. | 6 |
| Jeffrey C. Rapp | AviGenics, Inc. | 6 |
| Marvin R. Hamrick | AT&T Intellectual Property I, L.P. | 6 |
| Marvin R. Hamrick | Bellsouth Intellectual Property Corporation | 6 |
| Michael M. Glenn | Tree Introductions, Inc. | 6 |
| Rick L. Tarleton | University of Georgia Research Foundation, Inc. | 6 |
| Robert D. Ivarie | University of Georgia Research Foundation, Inc. | 6 |
| Shaheed Bacchus | Cisco Technology, Inc. | 6 |

> ATLANTA-SANDY SPRINGS-MARIETTA, GA [12060]

List of 159 included communities:

ACWORTH, GA; ADAIRSVILLE, GA; ALPHARETTA, GA; ARAGON, GA; ATLANTA, GA; AUBURN, GA; AUSTELL, GA; AVONDALE ESTATES, GA; BALL GROUND, GA; BARNESVILLE, GA; BETHLEHEM, GA; BOGART, GA; BOWDON JUNCTION, GA; BOWDON, GA; BRASELTON, GA; BREMEN, GA; BROOKS, GA; BUCHANAN, GA; BUFORD, GA; CANTON, GA; CARROLLTON, GA; CARTERSVILLE, GA; CASSVILLE, GA; CEDARTOWN, GA; CLARKDALE, GA; CLARKSTON, GA; CONCORD, GA; CONLEY, GA; CONYERS, GA; COVINGTON, GA; CULLODEN, GA; CUMMING, GA; DACULA, GA; DAHLONEGA, GA; DALLAS, GA; DAWSONVILLE, GA; DECATUR, GA; DOUGLASVILLE, GA; DULUTH, GA; EATONTON, GA; ELLENWOOD, GA; ELLIJAY, GA; EMERSON, GA; EXPERIMENT, GA; FAIRBURN, GA; FAIRMOUNT, GA; FAYETTEVILLE, GA; FELTON, GA; FLOVILLA, GA; FOREST PARK, GA; FORSYTH, GA; FRANKLIN, GA; GAINESVILLE, GA; GAY, GA; GLENN, GA; GOOD HOPE, GA; GRANTVILLE, GA; GRAYSON, GA; GREENVILLE, GA; GRIFFIN, GA; HAMPTON, GA; HARALSON, GA; HILLSBORO, GA; HIRAM, GA; HOGANSVILLE, GA; HOLLY SPRINGS, GA; HOSCHTON, GA; JACKSON, GA; JASPER, GA; JENKINSBURG, GA; JERSEY, GA; JONESBORO, GA; KENNESAW, GA; KINGSTON, GA; LAGRANGE, GA; LAWRENCEVILLE, GA; LEBANON, GA; LILBURN, GA; LITHIA SPRINGS, GA; LITHONIA, GA; LOCUST GROVE, GA; LOGANVILLE, GA; LOVEJOY, GA; LUTHERSVILLE, GA; MABLETON, GA; MADISON, GA; MANCHESTER, GA; MANSFIELD, GA; MARBLE HILL, GA; MARIETTA, GA; MCDONOUGH, GA; MEANSVILLE, GA; MILNER, GA; MOLENA, GA; MONROE, GA; MONTICELLO, GA; MORELAND, GA; MORROW, GA; MOUNT ZION, GA; NELSON, GA; NEWBORN, GA; NEWNAN, GA; NORCROSS, GA; NORTH METRO, GA; ORCHARD HILL, GA; OXFORD, GA; PALMETTO, GA; PEACHTREE CITY, GA; PINE LAKE, GA; PINE MOUNTAIN, GA; PORTERDALE, GA; POWDER SPRINGS, GA; RANGER, GA; RED OAK, GA; REDAN, GA; REX, GA; RIVERDALE, GA; ROCKMART, GA; ROME, GA; ROOPVILLE, GA; ROSWELL, GA; RUTLEDGE, GA; RYDAL, GA; SARGENT, GA; SCOTTDALE, GA; SENOIA, GA; SHADY DALE, GA; SHARPSBURG, GA; SMYRNA, GA; SNELLVILLE, GA; SOCIAL CIRCLE, GA; STATHAM, GA; STOCKBRIDGE, GA; STONE MOUNTAIN, GA; SUNNY SIDE, GA; SUWANEE, GA; TALKING ROCK, GA; TALLAPOOSA, GA; TATE, GA; TAYLORSVILLE, GA; TEMPLE, GA; THE ROCK, GA; TUCKER, GA; TURIN, GA; TYRONE, GA; UNION CITY, GA; VILLA RICA, GA; WACO, GA; WALESKA, GA; WARM SPRINGS, GA; WHITE, GA; WHITESBURG, GA; WILLIAMSON, GA; WINDER, GA; WINSTON, GA; WOODBURY, GA; WOODSTOCK, GA; YATESVILLE, GA; ZEBULON, GA

Economics:

| Indiv Tax Returns | Cum Indiv Income | Co Tax Returns | Cum Co Income |
|-------------------|------------------|----------------|---------------|
| 4514220 | 288286735000 | 281470 | 7486267000 |

Entity Counts:

| Org Type | Count |
|------------|-------|
| Company | 1614 |
| Foundation | 3 |
| Government | 2 |
| HigherEd | 12 |

1614 IP-based companies out of 281470 business tax returns = 0.57% in IP company density.

| Year | Est Population | Inventors | Inv / 1000 | Patents | Local Cos | Art Classes |
|------|----------------|-----------|------------|---------|-----------|-------------|
| 2005 | | 1670 | | 1209 | 231 | 250 |
| 2006 | | 2034 | | 1548 | 255 | 267 |
| 2007 | | 1881 | | 1337 | 257 | 243 |
| 2008 | | 1853 | | 1385 | 246 | 234 |
| 2009 | | 1960 | | 1494 | 243 | 240 |
| 2010 | 5286728 | 2621 | 0.5 | 2094 | 308 | 277 |
| 2011 | 5374825 | 2736 | 0.51 | 2138 | 333 | 276 |
| 2012 | 5456472 | 2798 | 0.51 | 2322 | 316 | 285 |
| 2013 | 5525432 | 3401 | 0.62 | 2861 | 354 | 303 |
| 2014 | 5614323 | 3642 | 0.65 | 3069 | 386 | 302 |

| Inventors | Patents |
|---------------|---------|
| Totals: 14061 | 19457 |

Top 25 Art Classes:

| Art Class (code) | Patents | % this metro | % top 250 |
|---|---------|--------------|-----------|
| Telecommunications... (455) | 1176 | 6% | 5.2% |
| Multiplex communications... (370) | 1009 | 5.2% | 3.1% |
| Data processing: financial, business practice, man... (705) | 982 | 5% | 4.3% |
| Electrical computers and digital processing system... (709) | 810 | 4.2% | 3.1% |
| Telephonic communications... (379) | 765 | 3.9% | 10.3% |
| Communications: electrical... (340) | 521 | 2.7% | 4.4% |
| Interactive video distribution systems... (725) | 429 | 2.2% | 9.4% |
| Data processing: database and file management or d... (707) | 427 | 2.2% | 1.8% |
| Drug, bio-affecting and body treating compositions... (424) | 362 | 1.9% | 2.4% |
| Drug, bio-affecting and body treating compositions... (514) | 337 | 1.7% | 1.5% |
| Information security... (726) | 302 | 1.6% | 3.3% |
| Registers... (235) | 287 | 1.5% | 4.6% |
| Chemistry: molecular biology and microbiology... (435) | 281 | 1.4% | 1.6% |
| Surgery... (604) | 260 | 1.3% | 2.9% |
| Stock material or miscellaneous articles... (428) | 217 | 1.1% | 2.7% |
| Pulse or digital communications... (375) | 214 | 1.1% | 1.7% |
| Electrical computers and digital processing system... (713) | 207 | 1.1% | 1.7% |
| Illumination... (362) | 207 | 1.1% | 4% |
| Surgery... (606) | 203 | 1% | 1.5% |
| Surgery... (600) | 202 | 1% | 1.8% |
| Special receptacle or package... (206) | 194 | 1% | 6.5% |
| Data processing: presentation processing of docume... (715) | 191 | 1% | 1.9% |
| Optical waveguides... (385) | 186 | 1% | 2.8% |
| Data processing: generic control systems or specif... (700) | 185 | 1% | 3% |
| Data processing: measuring, calibrating, or testin... (702) | 181 | 0.9% | 2.1% |

Patents (by local inventors) assigned to local companies (top 25 or less):

NOTE: this company count is likely less than the total company account above because the above count includes local companies with non-local inventors.

| Company Name | Patents |
|---|---------|
| AT&T Intellectual Property I, L.P. | 987 |
| AT&T Mobility II LLC | 649 |
| Georgia Tech Research Corporation | 649 |
| The Coca-Cola Company | 274 |
| American Megatrends, Inc. | 242 |
| Graphic Packaging International, Inc. | 218 |
| Emory University | 201 |
| AT&T Intellectual Property I, LP | 198 |
| NCR Corporation | 133 |
| Scientific-Atlanta, Inc. | 129 |
| Cox Communications, Inc. | 125 |
| United Parcel Service of America, Inc. | 113 |
| Siemens Industry, Inc. | 112 |
| ABL IP Holding LLC | 105 |
| Georgia-Pacific Chemicals LLC | 75 |
| Siemens Energy & Automation, Inc. | 65 |
| Omega Patents, L.L.C. | 61 |
| Southwire Company | 60 |
| Manufacturing Resources International, Inc. | 53 |
| SurfaTech Corporation | 50 |
| Facet Technologies, LLC | 49 |
| Georgia-Pacific Consumer Products LP | 49 |
| Terahop Networks, Inc. | 48 |
| Cardiomems, Inc. | 47 |
| Noble Systems Corporation | 47 |

Top 25 (or less) local inventors:

| Inventor | Company | Patents |
|--------------------------|---|---------|
| Matthew B. Trevathan | International Business Machines Corporation | 99 |
| William P. Apps | Rehrig Pacific Company | 92 |
| John Gavin MacDonald | Kimberly-Clark Worldwide, Inc. | 63 |
| Jeffrey A. Aaron | AT&T Intellectual Property I, L.P. | 62 |
| Kenneth E. Flick | Omega Patents, L.L.C. | 60 |
| Robert W. Twitchell, Jr. | Terahop Networks, Inc. | 53 |
| Justin McNamara | AT&T Mobility II LLC | 49 |
| Jeffrey Mikan | AT&T Mobility II LLC | 46 |
| Timothy M. Waters | International Business Machines Corporation | 45 |
| Xuedong Song | Kimberly-Clark Worldwide, Inc. | 43 |
| Clas Gerhard Sivertsen | American Megatrends, Inc. | 41 |
| Robert L. Sutherland | Graphic Packaging International, Inc. | 41 |
| Jean-Manuel Gomes | Graphic Packaging International, Inc. | 39 |
| Robert A. Koch | AT&T Intellectual Property I, L.P. | 39 |
| Dolors Sala | Broadcom Corporation | 38 |
| John Lewis | AT&T Mobility II LLC | 38 |
| Edward Michael Silver | AT&T Intellectual Property I, L.P. | 36 |
| W. Todd Daniell | AT&T Intellectual Property I, L.P. | 36 |
| Arthur Richard Brisebois | AT&T Mobility II LLC | 35 |
| Farrokh Ayazi | Georgia Tech Research Corporation | 35 |
| Fulvio Cenciarelli | AT&T Mobility II LLC | 35 |
| Joy Laskar | Georgia Tech Research Corporation | 35 |
| Steven Tischer | AT&T Intellectual Property I, L.P. | 35 |
| Arturo A. Rodriguez | Cisco Technology, Inc. | 34 |
| David Massengill | AT&T Intellectual Property I, L.P. | 34 |

> ATLANTIC CITY, NJ [12100]

List of 33 included communities:

ABSECON, NJ; ATLANTIC CITY, NJ; BRIGANTINE, NJ; BUENA, NJ; COLOGNE, NJ; DOROTHY, NJ; EGG HARBOR CITY, NJ; EGG HARBOR TOWNSHIP, NJ; ELWOOD, NJ; ESTELL MANOR, NJ; HAMMONTON, NJ; LANDISVILLE, NJ; LEEDS POINT, NJ; LINWOOD, NJ; LONGPORT, NJ; MARGATE CITY, NJ; MAYS LANDING, NJ; MILMAY, NJ; MINOTOLA, NJ; MIZPAH, NJ; NEWFIELD, NJ; NEWTONVILLE, NJ; NORTHFIELD, NJ; OCEANVILLE, NJ; PLEASANTVILLE, NJ; POMONA, NJ; PORT REPUBLIC, NJ; RICHLAND, NJ; SOMERS POINT, NJ; VENTNOR CITY, NJ; VINELAND, NJ; WILLIAMSTOWN, NJ; WOODBINE, NJ

Economics:

| Indiv Tax Returns | Cum Indiv Income | Co Tax Returns | Cum Co Income |
|-------------------|------------------|----------------|---------------|
| 179150 | 9281237000 | 6970 | 299626000 |

Entity Counts:

| Org Type | Count |
|----------|-------|
| Company | 18 |
| HigherEd | 1 |

18 IP-based companies out of 6970 business tax returns = 0.26% in IP company density.

| Year Est Population | Inventors | Inv / 1000 | Patents | Local Cos | Art Classes |
|---------------------|-----------|------------|---------|-----------|-------------|
| 2005 | 17 | | 25 | 2 | 12 |
| 2006 | 25 | | 35 | 3 | 15 |
| 2007 | 22 | | 48 | 2 | 15 |
| 2008 | 28 | | 39 | 4 | 19 |
| 2009 | 21 | | 47 | 2 | 19 |
| 2010 274549 | 31 | 0.11 | 54 | 4 | 25 |
| 2011 274923 | 17 | 0.06 | 22 | 4 | 14 |
| 2012 275566 | 29 | 0.11 | 32 | 3 | 18 |
| 2013 276167 | 24 | 0.09 | 25 | 2 | 17 |
| 2014 275209 | 22 | 0.08 | 27 | 3 | 18 |

| Inventors | Patents |
|-------------|---------|
| Totals: 160 | 354 |

Top 25 Art Classes:

| Art Class (code) | Patents | % this metro | % top 250 |
|---|---------|--------------|-----------|
| Registers... (235) | 107 | 30.2% | 1.7% |
| Amusement devices: games... (463) | 49 | 13.8% | 0.9% |
| Amusement devices: games... (273) | 22 | 6.2% | 1.6% |
| Communications: electrical... (340) | 18 | 5.1% | 0.2% |
| Data processing: financial, business practice, man... (705) | 11 | 3.1% | 0% |
| Electricity: measuring and testing... (324) | 7 | 2% | 0.1% |
| Data processing: database and file management or d... (707) | 5 | 1.4% | 0% |
| Dispensing... (222) | 5 | 1.4% | 0.2% |
| Article dispensing... (221) | 4 | 1.1% | 0.7% |
| Chairs and seats... (297) | 4 | 1.1% | 0.1% |
| Fences... (256) | 4 | 1.1% | 1.4% |
| Supports... (248) | 4 | 1.1% | 0.1% |
| Adhesive bonding and miscellaneous chemical manufa... (156) | 3 | 0.8% | 0.1% |

| | | | |
|---|---|------|------|
| Chemistry: molecular biology and microbiology... (435) | 3 | 0.8% | 0% |
| Conveyors: power-driven... (198) | 3 | 0.8% | 0.2% |
| Drug, bio-affecting and body treating compositions... (514) | 3 | 0.8% | 0% |
| Fire escape, ladder, or scaffold... (182) | 3 | 0.8% | 0.5% |
| Land vehicles... (280) | 3 | 0.8% | 0.1% |
| Special receptacle or package... (206) | 3 | 0.8% | 0.1% |
| Stock material or miscellaneous articles... (428) | 3 | 0.8% | 0% |
| Surgery... (606) | 3 | 0.8% | 0% |
| Drug, bio-affecting and body treating compositions... (424) | 2 | 0.6% | 0% |
| Electrical generator or motor structure... (310) | 2 | 0.6% | 0.1% |
| Electricity: electrical systems and devices... (361) | 2 | 0.6% | 0% |
| Games using tangible projectile... (473) | 2 | 0.6% | 0% |

Patents (by local inventors) assigned to local companies (top 25 or less):
 NOTE: this company count is likely less than the total company account above
 because the above count includes local companies with non-local inventors.

| Company Name | Patents |
|--|---------|
| Atlantic City Coin & Slot Service Company, Inc. | 40 |
| Comar, Inc. | 4 |
| Norell, Inc. | 3 |
| Collins Limited, LLC | 2 |
| Railing Dynamics, Inc. | 2 |
| The Richard Stockton College of New Jersey | 1 |
| Suicide Fantasy Sports, LLC | 1 |
| South Montgomery Solutions, LLC | 1 |
| Preliief Inc. | 1 |
| J. G. Finneran Associates, Inc. | 1 |
| Atlantic City Coin & Slot Company, Inc. | 1 |
| AkPharma, Inc. | 1 |
| Collins Limited | 1 |
| Atlantic City Coin and Slot Service Company, Inc | 1 |

Top 25 (or less) local inventors:

| Inventor | Company | Patents |
|-----------------------|--|---------|
| Mark Schmidt | Metrologic Instruments, Inc. | 76 |
| Lawrence M. Henshaw | Atlantic City Coin & Slot Service Company, Inc. | 35 |
| Jerald C. Seelig | Atlantic City Coin & Slot Service Company, Inc. | 34 |
| Andre Cote | Checkpoint Systems, Inc. | 22 |
| Mark C. Schmidt | Metrologic Instruments, Inc. | 16 |
| Lawrence M. Henshaw | IGT | 6 |
| Mark S. Schmidt | Metrologic Instruments, Inc. | 6 |
| Amir Makki | Consolidated Edison Company of New York, Inc. | 5 |
| Amir Makki | Softstuf, Inc. | 5 |
| Jerald C. Seelig | IGT | 5 |
| Donald D. Dalessandro | The United States of America as represented by the | 4 |
| Patricia A. McMahan | Bally Gaming, Inc. | 4 |
| Eric R. Choban | E I du Pont de Nemours and Company | 3 |
| Gregory B. Norell | Norell, Inc. | 3 |
| Kathleen A. Battista | Janssen Pharmaceutica N.V. | 3 |
| Nicholas Jon LaVigna | Howmedica Osteonics Corp. | 3 |
| Paul C. McLaughlin | Bally Gaming, Inc. | 3 |
| Alexandra Taylor | Bally Gaming, Inc. | 2 |
| Andre Cote | Omni-ID Cayman Limited | 2 |
| Craig Platania | Wheaton Industries, Inc. | 2 |
| David E. Rosenau | World Sports Challenge, Ltd. | 2 |
| Earle S. Collins, IV | Collins Limited, LLC | 2 |
| James Nilsen | Cold Chain Technologies, Inc. | 2 |
| Jeffrey B. Barber | Battelle Memorial Institute | 2 |
| Justin Bianco | Wyeth LLC | 2 |

> AUGUSTA-RICHMOND COUNTY, GA-SC [12260]

List of 53 included communities:

AIKEN, SC; APPLING, GA; AUGUSTA, GA; BATESBURG, SC; BATH, SC; BEECH ISLAND, SC; BLYTHE, GA; BONEVILLE, GA; CLARKS HILL, SC; CLEARWATER, SC; DEARING, GA; EDGEFIELD, SC; EVANS, GA; GIRARD, GA; GLOVERVILLE, SC; GOUGH, GA; GRACEWOOD, GA; GRANITEVILLE, SC; GROVETOWN, GA; HARLEM, GA; HEPHZIBAH, GA; JACKSON, SC; JOHNSTON, SC; KEYSVILLE, GA; LANGLEY, SC; LINCOLNTON, GA; LOUISVILLE, GA; MC CORMICK, SC; MIDVILLE, GA; MILLEN, GA; MODOC, SC; MONETTA, SC; MONTMORENCI, SC; NEW ELLENTON, SC; NORTH AUGUSTA, SC; NORWOOD, GA; PERKINS, GA; PLUM BRANCH, SC; RIDGE SPRING, SC; SALLEY, SC; SALUDA, SC; SARDIS, GA; SPRINGFIELD, SC; STAPLETON, GA; THOMSON, GA; TRENTON, SC; TROY, SC; VAUCLUSE, SC; WAGENER, SC; WARRENVILLE, SC; WAYNESBORO, GA; WILLISTON, SC; WINDSOR, SC

Economics:

| Indiv Tax Returns | Cum Indiv Income | Co Tax Returns | Cum Co Income |
|-------------------|------------------|----------------|---------------|
| 378750 | 19004711000 | 12970 | 456743000 |

Entity Counts:

| Org Type | Count |
|------------|-------|
| Company | 48 |
| Government | 1 |
| HigherEd | 5 |

48 IP-based companies out of 12970 business tax returns = 0.37% in IP company density.

| Year | Est Population | Inventors | Inv / 1000 | Patents | Local Cos | Art Classes |
|------|----------------|-----------|------------|---------|-----------|-------------|
| 2005 | | 42 | | 35 | 5 | 27 |
| 2006 | | 49 | | 41 | 9 | 32 |
| 2007 | | 66 | | 51 | 11 | 36 |
| 2008 | | 76 | | 57 | 13 | 40 |
| 2009 | | 56 | | 43 | 8 | 34 |
| 2010 | 564873 | 100 | 0.18 | 73 | 15 | 45 |
| 2011 | 571047 | 60 | 0.11 | 60 | 7 | 47 |
| 2012 | 576755 | 81 | 0.14 | 73 | 10 | 40 |
| 2013 | 580230 | 78 | 0.13 | 72 | 8 | 42 |
| 2014 | 583632 | 76 | 0.13 | 70 | 9 | 47 |

| | Inventors | Patents |
|---------|-----------|---------|
| Totals: | 460 | 575 |

Top 25 Art Classes:

| Art Class (code) | Patents | % this metro | % top 250 |
|---|---------|--------------|-----------|
| Chemistry: molecular biology and microbiology... (435) | 35 | 6.1% | 0.2% |
| Drug, bio-affecting and body treating compositions... (514) | 23 | 4% | 0.1% |
| Land vehicles: bodies and tops... (296) | 22 | 3.8% | 0.5% |
| Drug, bio-affecting and body treating compositions... (424) | 18 | 3.1% | 0.1% |
| Motor vehicles... (180) | 18 | 3.1% | 0.8% |
| Article dispensing... (221) | 17 | 3% | 3% |
| Firearms... (42) | 14 | 2.4% | 1.1% |
| Organic compounds -- part of the class 532-570 ser... (536) | 14 | 2.4% | 0.4% |
| Surgery... (600) | 13 | 2.3% | 0.1% |
| Surgery... (606) | 13 | 2.3% | 0.1% |

| | | | |
|---|----|------|------|
| Chemistry: fertilizers... (71) | 11 | 1.9% | 3.7% |
| Hydraulic and earth engineering... (405) | 11 | 1.9% | 0.6% |
| Surgery... (604) | 11 | 1.9% | 0.1% |
| Land vehicles... (280) | 10 | 1.7% | 0.2% |
| Cutting by use of rotating axially moving tool... (408) | 9 | 1.6% | 2.3% |
| Organic compounds -- part of the class 532-570 ser... (568) | 9 | 1.6% | 0.9% |
| Chemistry of inorganic compounds... (423) | 8 | 1.4% | 0.3% |
| Liquid purification or separation... (210) | 8 | 1.4% | 0.2% |
| Stock material or miscellaneous articles... (428) | 8 | 1.4% | 0.1% |
| Internal-combustion engines... (123) | 6 | 1% | 0.1% |
| Modulators... (332) | 6 | 1% | 1.4% |
| Radiant energy... (250) | 6 | 1% | 0.1% |
| Ammunition and explosives... (102) | 5 | 0.9% | 0.5% |
| Brakes... (188) | 5 | 0.9% | 0.6% |
| Chemical apparatus and process disinfecting, deodo... (422) | 5 | 0.9% | 0.1% |

Patents (by local inventors) assigned to local companies (top 25 or less):
 NOTE: this company count is likely less than the total company account above because the above count includes local companies with non-local inventors.

| Company Name | Patents |
|---|---------|
| Savannah River Nuclear Solutions, LLC | 62 |
| Club Car, Inc. | 18 |
| Medical College of Georgia Research Institute, Inc. | 12 |
| Vitag Corporation | 10 |
| Dixie-Narco, Inc. | 7 |
| Club Car, LLC | 5 |
| SubAir Systems, LLC | 5 |
| Georgia Health Sciences University Research Institute, Inc. | 4 |
| Westinghouse Savannah River Company | 4 |
| Georgia Regents Research Institute, Inc. | 3 |
| Medical College of Georgia Research Institute | 3 |
| Newtec Services Group, Inc. | 3 |
| Westinghouse Savannah River Company LLC | 3 |
| Asian Ventures, Inc. | 2 |
| AGY Holding Corp. | 2 |
| Augusta Medical Systems, Inc. | 2 |
| Georgia Health Sciences University | 2 |
| Halocarbon Products Corporation | 2 |
| Newtec Services Group | 2 |
| Southern Felt Company, Inc. | 2 |
| Vitag Corp. | 2 |
| Hagler Systems, Inc. | 1 |
| GIW Industries, Inc. | 1 |
| Georgia Regents University | 1 |
| Georgia Regents Research Institute | 1 |

Top 25 (or less) local inventors:

| Inventor | Company | Patents |
|-----------------------|-----------------------------------|---------|
| James Ryan | Ryogen LLC | 16 |
| Bradley J. Hanson | Textron Inc. | 13 |
| Richard Krall | Textron Inc. | 12 |
| Donald S. Hanson | Textron Inc. | 10 |
| Jeffrey C. Burnham | Vitag Corporation | 10 |
| Glen Leon Brizius | Empire Technology Development LLC | 9 |
| Willard E. Henderer | Kennametal Inc. | 9 |
| Richard Schwartz | AI Medical Devices, Inc. | 8 |
| Donald S. Hanson, Jr. | Textron Inc. | 7 |
| James W Ryan | Ryogen LLC | 7 |
| Joel Swinson | Halocarbon Products Corporation | 7 |

| | | |
|--------------------------|---|---|
| Joseph D. Gaddini | Grip Pod Systems, L.L.C. | 7 |
| Paul Michael Elhardt | Deere & Company | 7 |
| David R. Hardy | Club Car, Inc. | 6 |
| John Thomas Bobbitt, III | Club Car, Inc. | 6 |
| Robert Neil Fox | Deere & Company | 6 |
| Robin L. Brigmon | Savannah River Nuclear Solutions, LLC | 6 |
| Charles Wayne Percy | Crane Merchandising Systems, Inc. | 5 |
| Christopher J. Berry | Savannah River Nuclear Solutions, LLC | 5 |
| Duane E. Newman | Club Car, Inc. | 5 |
| Gary L. Lewis | Club Car, Inc. | 5 |
| Kent H. Bruntz | Textron Inc. | 5 |
| Stephen G. Perun | International Business Machines Corporation | 5 |
| Troy F. Walters | Kennametal Inc. | 5 |
| Warren Clark | Textron Inc. | 5 |

> AUSTIN-ROUND ROCK, TX [12420]

List of 52 included communities:

AUSTIN, TX; BARTLETT, TX; BASTROP, TX; BUDA, TX; CEDAR CREEK, TX; CEDAR PARK, TX; COUPLAND, TX; DALE, TX; DEL VALLE, TX; DRIFTWOOD, TX; DRIPPING SPRINGS, TX; ELGIN, TX; FENTRESS, TX; FISCHER, TX; FLATONIA, TX; FLORENCE, TX; GEORGETOWN, TX; GIDDINGS, TX; GRANGER, TX; HARWOOD, TX; HUTTO, TX; JARRELL, TX; KYLE, TX; LEANDER, TX; LIBERTY HILL, TX; LOCKHART, TX; LULING, TX; MANCHACA, TX; MANOR, TX; MARBLE FALLS, TX; MARTINDALE, TX; MAXWELL, TX; MC DADE, TX; MC NEIL, TX; PAIGE, TX; PFLUGERVILLE, TX; PRAIRIE LEA, TX; RED ROCK, TX; ROSANKY, TX; ROUND MOUNTAIN, TX; ROUND ROCK, TX; SAN MARCOS, TX; SCHWERTNER, TX; SMITHVILLE, TX; SPICEWOOD, TX; TAYLOR, TX; THORNDALE, TX; THRALL, TX; WAELDER, TX; WALBURG, TX; WEIR, TX; WIMBERLEY, TX

Economics:

| Indiv Tax Returns | Cum Indiv Income | Co Tax Returns | Cum Co Income |
|-------------------|------------------|----------------|---------------|
| 1179420 | 85470882000 | 70650 | 3729825000 |

Entity Counts:

| Org Type | Count |
|------------|-------|
| Company | 903 |
| Foundation | 4 |
| HigherEd | 42 |

903 IP-based companies out of 70650 business tax returns = 1.28% in IP company density.

| Year | Est Population | Inventors | Inv / 1000 | Patents | Local Cos | Art Classes |
|------|----------------|-----------|------------|---------|-----------|-------------|
| 2005 | | 2456 | | 1864 | 129 | 171 |
| 2006 | | 2763 | | 2220 | 167 | 185 |
| 2007 | | 2750 | | 2155 | 140 | 184 |
| 2008 | | 2917 | | 2363 | 129 | 179 |
| 2009 | | 3292 | | 2602 | 159 | 177 |
| 2010 | 1716289 | 3914 | 2.28 | 3131 | 172 | 199 |
| 2011 | 1782089 | 3931 | 2.21 | 3151 | 181 | 212 |
| 2012 | 1836149 | 3981 | 2.17 | 3367 | 209 | 211 |
| 2013 | 1885803 | 4459 | 2.36 | 3743 | 230 | 199 |
| 2014 | 1943299 | 4645 | 2.39 | 3951 | 257 | 234 |

| Inventors | Patents |
|---------------|---------|
| Totals: 17054 | 28547 |

Top 25 Art Classes:

| Art Class (code) | Patents | % this metro | % top 250 |
|---|---------|--------------|-----------|
| Electrical computers and digital processing system... (709) | 1687 | 5.9% | 6.6% |
| Electrical computers and digital processing system... (711) | 1485 | 5.2% | 13.1% |
| Electrical computers and digital processing system... (713) | 1356 | 4.8% | 11.1% |
| Multiplex communications... (370) | 1127 | 3.9% | 3.4% |
| Error detection/correction and fault detection/rec... (714) | 1108 | 3.9% | 9.5% |
| Data processing: database and file management or d... (707) | 1085 | 3.8% | 4.6% |
| Semiconductor device manufacturing: process... (438) | 1081 | 3.8% | 5.5% |
| Electrical computers and digital data processing s... (710) | 869 | 3% | 13.8% |
| Telecommunications... (455) | 807 | 2.8% | 3.6% |
| Computer-aided design and analysis of circuits and... (716) | 755 | 2.6% | 12.1% |
| Data processing: software development, installatio... (717) | 750 | 2.6% | 9.9% |

| | | | |
|---|-----|------|-------|
| Electrical computers and digital processing system... (712) | 712 | 2.5% | 27.6% |
| Data processing: presentation processing of docume... (715) | 646 | 2.3% | 6.5% |
| Telephonic communications... (379) | 641 | 2.2% | 8.6% |
| Data processing: financial, business practice, man... (705) | 637 | 2.2% | 2.8% |
| Active solid-state devices (e.g., transistors, sol... (257) | 633 | 2.2% | 3.6% |
| Information security... (726) | 565 | 2% | 6.1% |
| Data processing: generic control systems or specif... (700) | 538 | 1.9% | 8.6% |
| Pulse or digital communications... (375) | 525 | 1.8% | 4.1% |
| Static information storage and retrieval... (365) | 517 | 1.8% | 5.8% |
| Electrical computers and digital processing system... (718) | 462 | 1.6% | 14.2% |
| Electricity: electrical systems and devices... (361) | 458 | 1.6% | 5.4% |
| Computer graphics processing and selective visual ... (345) | 423 | 1.5% | 3.5% |
| Miscellaneous active electrical nonlinear devices,... (327) | 411 | 1.4% | 8.8% |
| Data processing: measuring, calibrating, or testin... (702) | 407 | 1.4% | 4.6% |

Patents (by local inventors) assigned to local companies (top 25 or less):
 NOTE: this company count is likely less than the total company account above because the above count includes local companies with non-local inventors.

| Company Name | Patents |
|--|---------|
| Freescale Semiconductor, Inc. | 1962 |
| Dell Products L.P. | 1629 |
| National Instruments Corporation | 560 |
| Silicon Laboratories Inc. | 508 |
| Cirrus Logic, Inc. | 377 |
| Dell Products, LP | 263 |
| Board of Regents, The University of Texas System | 259 |
| Advanced Micro Devices, Inc. | 258 |
| Fisher-Rosemount Systems, Inc. | 229 |
| Molecular Imprints, Inc. | 179 |
| Sigmatel, Inc. | 146 |
| Silicon Laboratories, Inc. | 113 |
| Multimedia Games, Inc. | 111 |
| SBC Technology Resources, Inc. | 68 |
| Versata Development Group, Inc. | 66 |
| LifeSize Communications, Inc. | 64 |
| Crossroads Systems, Inc. | 61 |
| Luminex Corporation | 54 |
| AT&T Labs, Inc. | 49 |
| Applied Nanotech Holdings, Inc. | 46 |
| ArthroCare Corporation | 43 |
| Dell Products, L.P. | 42 |
| The Board of Regents of The University of Texas System | 40 |
| Entorian Technologies, LP | 39 |
| Silicon Labs CP, Inc. | 36 |

Top 25 (or less) local inventors:

| Inventor | Company | Patents |
|--------------------------|---|---------|
| John L. Melanson | Cirrus Logic, Inc. | 173 |
| William C. Moyer | Freescale Semiconductor, Inc. | 161 |
| Michael A. Paolini | International Business Machines Corporation | 150 |
| Keith R. Walker | International Business Machines Corporation | 129 |
| Michael Wayne Brown | International Business Machines Corporation | 122 |
| Ravi K. Arimilli | International Business Machines Corporation | 116 |
| William J. Starke | International Business Machines Corporation | 110 |
| Yen-Fu Chen | International Business Machines Corporation | 106 |
| Gerald Francis McBrearty | International Business Machines Corporation | 98 |
| Rabindranath Dutta | International Business Machines Corporation | 96 |
| Derek Edward Williams | International Business Machines Corporation | 95 |
| Frank Eliot Levine | International Business Machines Corporation | 95 |

| | | |
|-----------------------|---|----|
| Johnny Meng-Han Shieh | International Business Machines Corporation | 95 |
| Guy L. Guthrie | International Business Machines Corporation | 94 |
| Shawn Patrick Mullen | International Business Machines Corporation | 94 |
| William Kress Bodin | International Business Machines Corporation | 94 |
| Viresh Paruthi | International Business Machines Corporation | 91 |
| Travis M. Grigsby | International Business Machines Corporation | 89 |
| Vinit Jain | International Business Machines Corporation | 85 |
| Viktors Berstis | International Business Machines Corporation | 83 |
| David Bruce Kumhyr | International Business Machines Corporation | 81 |
| G. Glenn Henry | Via Technologies, Inc. | 81 |
| Hari Mony | International Business Machines Corporation | 81 |
| Keith Raymond Walker | International Business Machines Corporation | 81 |
| Renato J. Recio | International Business Machines Corporation | 80 |

> BAKERSFIELD, CA [12540]

List of 41 included communities:

ARVIN, CA; BAKERSFIELD, CA; BODFISH, CA; BORON, CA; BUTTONWILLOW, CA; CALIENTE, CA; CALIFORNIA CITY, CA; CANTIL, CA; DELANO, CA; EDISON, CA; EDWARDS, CA; FELLOWS, CA; FRAZIER PARK, CA; GLENNVILLE, CA; INYOKERN, CA; JOHANNESBURG, CA; KEENE, CA; KERNVILLE, CA; LAKE ISABELLA, CA; LAMONT, CA; LANCASTER, CA; LEBEC, CA; LOST HILLS, CA; MARICOPA, CA; MC FARLAND, CA; MC KITTRICK, CA; MOJAVE, CA; ONYX, CA; PINE MOUNTAIN CLUB, CA; RANDSBURG, CA; RED MOUNTAIN, CA; RIDGECREST, CA; ROSAMOND, CA; SHAFTER, CA; TAFT, CA; TEHACHAPI, CA; TUPMAN, CA; WASCO, CA; WELDON, CA; WOFFORD HEIGHTS, CA; WOODY, CA

Economics:

| Indiv Tax Returns | Cum Indiv Income | Co Tax Returns | Cum Co Income |
|-------------------|------------------|----------------|---------------|
| 345830 | 18201483000 | 9750 | 637509000 |

Entity Counts:

| Org Type | Count |
|----------|-------|
| Company | 71 |

71 IP-based companies out of 9750 business tax returns = 0.73% in IP company density.

| Year | Est Population | Inventors | Inv / 1000 | Patents | Local Cos | Art Classes |
|------|----------------|-----------|------------|---------|-----------|-------------|
| 2005 | | 101 | | 74 | 6 | 40 |
| 2006 | | 78 | | 69 | 8 | 48 |
| 2007 | | 89 | | 84 | 10 | 58 |
| 2008 | | 107 | | 91 | 8 | 55 |
| 2009 | | 104 | | 87 | 7 | 56 |
| 2010 | 839631 | 102 | 0.12 | 83 | 11 | 57 |
| 2011 | 849872 | 130 | 0.15 | 109 | 16 | 66 |
| 2012 | 856502 | 137 | 0.16 | 114 | 9 | 72 |
| 2013 | 865923 | 134 | 0.15 | 120 | 12 | 73 |
| 2014 | 874589 | 150 | 0.17 | 112 | 9 | 68 |

| Inventors | Patents |
|-------------|---------|
| Totals: 736 | 943 |

Top 25 Art Classes:

| Art Class (code) | Patents | % this metro | % top 250 |
|---|---------|--------------|-----------|
| Aeronautics and astronautics... (244) | 49 | 5.2% | 1.8% |
| Wells... (166) | 36 | 3.8% | 0.6% |
| Surgery: light, thermal, and electrical applicatio... (607) | 34 | 3.6% | 0.5% |
| Surgery... (600) | 30 | 3.2% | 0.3% |
| Explosive and thermic compositions or charges... (149) | 25 | 2.7% | 9.4% |
| Ammunition and explosives... (102) | 23 | 2.4% | 2.4% |
| Liquid purification or separation... (210) | 19 | 2% | 0.4% |
| Image analysis... (382) | 18 | 1.9% | 0.1% |
| Surgery: splint, brace, or bandage... (602) | 18 | 1.9% | 0.6% |
| Data processing: vehicles, navigation, and relativ... (701) | 17 | 1.8% | 0.2% |
| Organic compounds -- part of the class 532-570 ser... (548) | 17 | 1.8% | 1.4% |
| Prosthesis (i.e., artificial body members), parts ... (623) | 17 | 1.8% | 0.3% |
| Optical waveguides... (385) | 16 | 1.7% | 0.2% |
| Chemical apparatus and process disinfecting, deodo... (422) | 14 | 1.5% | 0.3% |

| | | | |
|---|----|------|------|
| Surgery... (604) | 14 | 1.5% | 0.2% |
| Land vehicles... (280) | 12 | 1.3% | 0.2% |
| Surgery... (128) | 12 | 1.3% | 0.4% |
| Prime-mover dynamo plants... (290) | 11 | 1.2% | 0.9% |
| Illumination... (362) | 10 | 1.1% | 0.2% |
| Stock material or miscellaneous articles... (428) | 10 | 1.1% | 0.1% |
| Synthetic resins or natural rubbers -- part of the... (528) | 10 | 1.1% | 0.5% |
| Chemistry of hydrocarbon compounds... (585) | 9 | 1% | 0.5% |
| Communications: directive radio wave systems and d... (342) | 9 | 1% | 0.3% |
| Communications: electrical... (340) | 9 | 1% | 0.1% |
| Data processing: measuring, calibrating, or testin... (702) | 9 | 1% | 0.1% |

Patents (by local inventors) assigned to local companies (top 25 or less):
 NOTE: this company count is likely less than the total company account above
 because the above count includes local companies with non-local inventors.

| Company Name | Patents |
|--|---------|
| Sun World International, LLC | 26 |
| Salter Labs | 13 |
| Agricultural Research and Development Limited Liability Comp | 8 |
| Bioquest Prosthetics, LLC | 8 |
| International Fruit Genetics, LLC | 8 |
| Sun World International, Inc. | 8 |
| Bioquest Prosthetics LLC | 7 |
| Duhn Oil Tool, Inc. | 6 |
| International Fruit Genetics LLC | 5 |
| Western Oilfields Supply Co. | 5 |
| XCOR Aerospace | 5 |
| Bennett Optical Research, Inc. | 4 |
| Sierra Process Systems, Inc. | 4 |
| Vertical Tank, Inc. | 4 |
| Chem Spectra, Inc. | 3 |
| Consolidated Fiberglass Products Company | 3 |
| Anton Caratan & Son | 3 |
| Firestar Engineering, LLC | 3 |
| Pacific Seismic Products, Inc. | 3 |
| Sunview Marketing International | 3 |
| Western Oilfields Supply Company | 3 |
| Bethesda Pharmaceuticals, Inc. | 2 |
| Clear Creek Systems, Inc. | 2 |
| Chemspectra, Inc. | 2 |
| Kaonetics Technologies, Inc. | 2 |

Top 25 (or less) local inventors:

| Inventor | Company | Patents |
|-----------------------|--|---------|
| Wenbo Hou | Pacesetter, Inc. | 21 |
| David J. Irvin | The United States of America as represented by the | 17 |
| Benjamin G. Harvey | The United States of America as represented by the | 15 |
| Marcia L. Stockton | International Business Machines Corporation | 15 |
| John D. Stenger-Smith | The United States of America as represented by the | 14 |
| Matthew C. Davis | The United States of America as represented by the | 14 |
| Terry A. Bacon | Sun World International, LLC | 13 |
| David W. Cain | Sun World International, LLC | 12 |
| Michael E. Wright | The United States of America as represented by the | 12 |
| James N. Curti | Salter Labs | 10 |
| Mark H. Mason | The United States of America as represented by the | 10 |
| Stephen Fallis | The United States of America as represented by the | 10 |
| William Lai | The United States of America as Represented by the | 10 |
| Jennifer A. Irvin | The United States of America as represented by the | 9 |
| Barry W. Townsend | Bioquest Prosthetics, LLC | 8 |

| | | |
|---------------------|--|---|
| David W. Cain | Sun World International, Inc. | 8 |
| John M. Morgenstern | Supersonic Aerospace International, LLC | 8 |
| Jon Karkow | Icon Aircraft, Inc. | 8 |
| Peter W. Salter | Salter Labs | 8 |
| Robert D. Chapman | The United States of America as represented by the | 8 |
| Roxanne L. Quintana | The United States of America as represented by the | 8 |
| Sal Giumarra | Agricultural Research and Development Limited Liab | 8 |
| Shachar Karniel | Agricultural Research and Development Limited Liab | 8 |
| William W. Lai | The United States of America as represented by the | 8 |
| Andrew J. Guenther | The United States of America as represented by the | 7 |

> BALTIMORE-TOWSON, MD [12580]

List of 147 included communities:

ABERDEEN PROVING GROUND, MD; ABERDEEN, MD; ABINGDON, MD; ANNAPOLIS JUNCTION, MD; ANNAPOLIS, MD; ARNOLD, MD; BALDWIN, MD; BALTIMORE, MD; BARCLAY, MD; BEL AIR, MD; BELCAMP, MD; BENSON, MD; BORING, MD; BROOKEVILLE, MD; BROOKLANDVILLE, MD; BROOKLYN, MD; BUTLER, MD; CATONSVILLE, MD; CENTREVILLE, MD; CHASE, MD; CHESTER, MD; CHESTERTOWN, MD; CHURCH HILL, MD; CHURCHTON, MD; CHURCHVILLE, MD; CLARKSVILLE, MD; COCKEYSVILLE, MD; COLUMBIA, MD; COOKSVILLE, MD; CROFTON, MD; CROWNSVILLE, MD; CRUMPTON, MD; CURTIS BAY, MD; DARLINGTON, MD; DAVIDSONVILLE, MD; DAYTON, MD; DEALE, MD; DUNDALK, MD; DUNKIRK, MD; EDGEWATER, MD; EDGEWOOD, MD; ELKRIDGE, MD; ELLICOTT CITY, MD; ESSEX, MD; FALLSTON, MD; FINKSBURG, MD; FOREST HILL, MD; FORK, MD; FORT GEORGE G MEADE, MD; FORT HOWARD, MD; FREELAND, MD; FRIENDSHIP, MD; FULTON, MD; GALESVILLE, MD; GAMBRILLS, MD; GIBSON ISLAND, MD; GLEN ARM, MD; GLEN BURNIE, MD; GLENELG, MD; GLENWOOD, MD; GLYNDON, MD; GRASONVILLE, MD; GUNPOWDER, MD; GWYNN OAK, MD; HALETHORPE, MD; HAMPSTEAD, MD; HANOVER, MD; HARMANS, MD; HARWOOD, MD; HAVRE DE GRACE, MD; HENDERSON, MD; HIGHLAND, MD; HUNT VALLEY, MD; HYDES, MD; INGLESIDE, MD; JARRETTSVILLE, MD; JESSUP, MD; JOPPA, MD; KEYMAR, MD; KINGSVILLE, MD; LAUREL, MD; LINEBORO, MD; LINTHICUM HEIGHTS, MD; LISBON, MD; LONG GREEN, MD; LOTHIAN, MD; LUTHERVILLE TIMONIUM, MD; MANCHESTER, MD; MARRIOTTSVILLE, MD; MARYDEL, MD; MARYLAND LINE, MD; MAYO, MD; MIDDLE RIVER, MD; MILLERSVILLE, MD; MILLINGTON, MD; MONKTON, MD; MOUNT AIRY, MD; NEW WINDSOR, MD; NORTH BEACH, MD; NOTTINGHAM, MD; ODENTON, MD; OWINGS MILLS, MD; OWINGS, MD; PARKTON, MD; PARKVILLE, MD; PASADENA, MD; PERRY HALL, MD; PERRYMAN, MD; PHOENIX, MD; PIKESVILLE, MD; PRICE, MD; PYLESVILLE, MD; QUEEN ANNE, MD; QUEENSTOWN, MD; RANDALLSTOWN, MD; REISTERSTOWN, MD; RIDERWOOD, MD; RIVA, MD; ROSEDALE, MD; SAVAGE, MD; SEVERN, MD; SEVERNA PARK, MD; SHADY SIDE, MD; SIMPSONVILLE, MD; SPARKS GLENCOE, MD; SPARROWS POINT, MD; STEVENSON, MD; STEVENSVILLE, MD; STREET, MD; SUDLERSVILLE, MD; SYKESVILLE, MD; TANEYTOWN, MD; TOWSON, MD; TRACYS LANDING, MD; UNION BRIDGE, MD; UPPER FALLS, MD; UPPERCO, MD; WEST FRIENDSHIP, MD; WEST RIVER, MD; WESTMINSTER, MD; WHITE HALL, MD; WHITE MARSH, MD; WHITEFORD, MD; WINDSOR MILL, MD; WOODBINE, MD; WOODSTOCK, MD; WYE MILLS, MD

Economics:

| Indiv Tax Returns | Cum Indiv Income | Co Tax Returns | Cum Co Income |
|-------------------|------------------|----------------|---------------|
| 1828460 | 127065471000 | 91570 | 3527890000 |

Entity Counts:

| Org Type | Count |
|------------|-------|
| Company | 637 |
| Foundation | 4 |
| HigherEd | 26 |

637 IP-based companies out of 91570 business tax returns = 0.7% in IP company density.

| Year | Est Population | Inventors | Inv / 1000 | Patents | Local Cos | Art Classes |
|------|----------------|-----------|------------|---------|-----------|-------------|
| 2005 | | 1016 | | 768 | 101 | 200 |
| 2006 | | 1174 | | 892 | 93 | 209 |
| 2007 | | 1029 | | 793 | 94 | 203 |
| 2008 | | 1002 | | 765 | 78 | 198 |
| 2009 | | 1047 | | 833 | 99 | 200 |
| 2010 | 2710489 | 1353 | 0.5 | 1075 | 118 | 223 |
| 2011 | 2735205 | 1297 | 0.47 | 1037 | 97 | 207 |
| 2012 | 2756231 | 1398 | 0.51 | 1091 | 123 | 223 |
| 2013 | 2774050 | 1479 | 0.53 | 1167 | 140 | 234 |
| 2014 | 2785874 | 1659 | 0.6 | 1312 | 158 | 232 |

| Inventors | Patents |
|--------------|---------|
| Totals: 7490 | 9733 |

Top 25 Art Classes:

| Art Class (code) | Patents | % this metro | % top 250 |
|---|---------|--------------|-----------|
| Chemistry: molecular biology and microbiology... (435) | 671 | 6.9% | 3.7% |
| Drug, bio-affecting and body treating compositions... (424) | 441 | 4.5% | 2.9% |
| Drug, bio-affecting and body treating compositions... (514) | 439 | 4.5% | 1.9% |
| Data processing: financial, business practice, man... (705) | 284 | 2.9% | 1.3% |
| Surgery... (600) | 255 | 2.6% | 2.3% |
| Telecommunications... (455) | 228 | 2.3% | 1% |
| Optical communications... (398) | 203 | 2.1% | 6.4% |
| Communications: electrical... (340) | 184 | 1.9% | 1.5% |
| Electrical computers and digital processing system... (709) | 173 | 1.8% | 0.7% |
| Multiplex communications... (370) | 152 | 1.6% | 0.5% |
| Optical waveguides... (385) | 139 | 1.4% | 2.1% |
| Radiant energy... (250) | 138 | 1.4% | 1.6% |
| Image analysis... (382) | 136 | 1.4% | 1% |
| Surgery: light, thermal, and electrical applicatio... (607) | 134 | 1.4% | 1.9% |
| Optics: measuring and testing... (356) | 126 | 1.3% | 1.9% |
| Chemistry: natural resins or derivatives; peptides... (530) | 116 | 1.2% | 2.6% |
| Information security... (726) | 103 | 1.1% | 1.1% |
| Pulse or digital communications... (375) | 102 | 1% | 0.8% |
| Surgery... (606) | 100 | 1% | 0.8% |
| Optical: systems and elements... (359) | 96 | 1% | 1.6% |
| Data processing: measuring, calibrating, or testin... (702) | 94 | 1% | 1.1% |
| Chemical apparatus and process disinfecting, deodo... (422) | 92 | 0.9% | 2.1% |
| Data processing: database and file management or d... (707) | 91 | 0.9% | 0.4% |
| Electrical computers and digital processing system... (713) | 90 | 0.9% | 0.7% |
| Semiconductor device manufacturing: process... (438) | 87 | 0.9% | 0.4% |

Patents (by local inventors) assigned to local companies (top 25 or less):

NOTE: this company count is likely less than the total company account above because the above count includes local companies with non-local inventors.

| Company Name | Patents |
|---|---------|
| The Johns Hopkins University | 666 |
| University of Maryland, Baltimore | 161 |
| TeleCommunication Systems, Inc. | 96 |
| Johns Hopkins University | 84 |
| Under Armour, Inc. | 60 |
| iBiquity Digital Corporation | 50 |
| The Johns Hopkins University School of Medicine | 50 |
| The John Hopkins University | 46 |
| Ciena Corporation | 43 |
| W. R. Grace & Co.-Conn. | 39 |
| University of Maryland, Baltimore County | 38 |
| Paratek Microwave, Inc. | 33 |
| Adcor Industries, Inc. | 29 |
| AAI Corporation | 29 |
| Bowles Fluidics Corporation | 28 |
| Applied Nanostructured Solutions, LLC | 25 |
| Corvis Corporation | 24 |
| University of Maryland Biotechnology Institute | 23 |
| 180s, Inc. | 22 |
| Meridian Medical Technologies, Inc. | 21 |
| Millennium Inorganic Chemicals, Inc. | 21 |
| Sourcefire, Inc. | 20 |
| STX, LLC | 20 |
| University of Maryland | 19 |
| Arinc Incorporated | 18 |

Top 25 (or less) local inventors:

| Inventor | Company | Patents |
|-----------------------|------------------------------|---------|
| Steven M. Ruben | Human Genome Sciences, Inc. | 84 |
| Daniel Puzio | Black & Decker Inc. | 71 |
| John E. Buck | Black & Decker Inc. | 63 |
| Robert P. Welsh | Black & Decker Inc. | 55 |
| Michael Hart Ricereto | Newell Operating Company | 46 |
| Daniele C. Brotto | Black & Decker Inc. | 43 |
| Matthew L. Fourney | Laitram, L.L.C. | 42 |
| Bert Vogelstein | The Johns Hopkins University | 41 |
| Daniel N. Lopano | Black & Decker Inc. | 40 |
| James B. Watson | Black & Decker Inc. | 39 |
| Michael Y. Frankel | Ciena Corporation | 39 |
| Christopher J. Murray | Black & Decker Inc. | 36 |
| David C. Campbell | Black & Decker Inc. | 34 |
| Craig A. Schell | Black & Decker Inc. | 33 |
| Weston J. Van Wambeke | Black & Decker Inc. | 33 |
| Kenneth W. Kinzler | The Johns Hopkins University | 32 |
| Andrew E. Seman, Jr. | Black & Decker Inc. | 31 |
| Robert S. Gehret | Black & Decker Inc. | 30 |
| Warren A. Ceroll | Black & Decker Inc. | 30 |
| David A. Carrier | Black & Decker Inc. | 28 |
| Daniel J. White | Black & Decker Inc. | 27 |
| Earl M. Ortt | Black & Decker Inc. | 27 |
| Hung T. Du | Black & Decker Inc. | 27 |
| Kathy E. DiPasquale | Black & Decker Inc. | 27 |
| Henry R. Halperin | Greatbatch Ltd. | 26 |

> BARNSTABLE TOWN, MA [12700]

List of 53 included communities:

BARNSTABLE, MA; BREWSTER, MA; BUZZARDS BAY, MA; CATAUMET, MA; CENTERVILLE, MA; CHATHAM, MA; COTUIT, MA; CUMMAQUID, MA; DENNIS PORT, MA; DENNIS, MA; EAST DENNIS, MA; EAST FALMOUTH, MA; EAST ORLEANS, MA; EAST SANDWICH, MA; EASTHAM, MA; FALMOUTH, MA; FORESTDALE, MA; HARWICH PORT, MA; HARWICH, MA; HYANNIS PORT, MA; HYANNIS, MA; MARSTONS MILLS, MA; MASHPEE, MA; MONUMENT BEACH, MA; NORTH CHATHAM, MA; NORTH EASTHAM, MA; NORTH FALMOUTH, MA; NORTH TRURO, MA; ORLEANS, MA; OSTERVILLE, MA; POCASSET, MA; PROVINCETOWN, MA; SAGAMORE BEACH, MA; SAGAMORE, MA; SANDWICH, MA; SILVER BEACH, MA; SOUTH CHATHAM, MA; SOUTH DENNIS, MA; SOUTH HARWICH, MA; SOUTH ORLEANS, MA; SOUTH WELLFLEET, MA; SOUTH YARMOUTH, MA; TRURO, MA; WELLFLEET, MA; WEST BARNSTABLE, MA; WEST CHATHAM, MA; WEST DENNIS, MA; WEST FALMOUTH, MA; WEST HARWICH, MA; WEST HYANNISPORT, MA; WEST YARMOUTH, MA; WOODS HOLE, MA; YARMOUTH PORT, MA

Economics:

| Indiv Tax Returns | Cum Indiv Income | Co Tax Returns | Cum Co Income |
|-------------------|------------------|----------------|---------------|
| 114890 | 7737808000 | 8430 | 422239000 |

Entity Counts:

| Org Type | Count |
|----------|-------|
| Company | 42 |

42 IP-based companies out of 8430 business tax returns = 0.5% in IP company density.

| Year | Est Population | Inventors | Inv / 1000 | Patents | Local Cos | Art Classes |
|------|----------------|-----------|------------|---------|-----------|-------------|
| 2005 | | 48 | | 42 | 8 | 31 |
| 2006 | | 64 | | 68 | 8 | 44 |
| 2007 | | 59 | | 72 | 7 | 45 |
| 2008 | | 54 | | 58 | 7 | 40 |
| 2009 | | 48 | | 53 | 5 | 37 |
| 2010 | 215888 | 55 | 0.25 | 63 | 5 | 40 |
| 2011 | 215335 | 75 | 0.35 | 67 | 5 | 42 |
| 2012 | 214845 | 72 | 0.34 | 73 | 5 | 44 |
| 2013 | 214836 | 64 | 0.3 | 61 | 8 | 38 |
| 2014 | 214914 | 108 | 0.5 | 104 | 13 | 49 |

| Inventors | Patents |
|-------------|---------|
| Totals: 365 | 661 |

Top 25 Art Classes:

| Art Class (code) | Patents | % this metro | % top 250 |
|---|---------|--------------|-----------|
| Multiplex communications... (370) | 48 | 7.3% | 0.1% |
| Surgery... (606) | 47 | 7.1% | 0.4% |
| Telecommunications... (455) | 34 | 5.1% | 0.2% |
| Communications, electrical: acoustic wave systems ... (367) | 24 | 3.6% | 1.9% |
| Prosthesis (i.e., artificial body members), parts ... (623) | 24 | 3.6% | 0.4% |
| Stock material or miscellaneous articles... (428) | 16 | 2.4% | 0.2% |
| Liquid purification or separation... (210) | 14 | 2.1% | 0.3% |
| Boots, shoes, and leggings... (36) | 12 | 1.8% | 1.2% |
| Electrical computers and digital processing system... (713) | 12 | 1.8% | 0.1% |
| Communications: electrical... (340) | 11 | 1.7% | 0.1% |
| Data processing: financial, business practice, man... (705) | 11 | 1.7% | 0% |

| | | | |
|---|----|------|------|
| Pulse or digital communications... (375) | 11 | 1.7% | 0.1% |
| Drug, bio-affecting and body treating compositions... (424) | 10 | 1.5% | 0.1% |
| Surgery... (600) | 10 | 1.5% | 0.1% |
| Television... (348) | 10 | 1.5% | 0.1% |
| Exercise devices... (482) | 9 | 1.4% | 0.4% |
| Image analysis... (382) | 9 | 1.4% | 0.1% |
| Optics: measuring and testing... (356) | 9 | 1.4% | 0.1% |
| Surgery... (604) | 9 | 1.4% | 0.1% |
| Adhesive bonding and miscellaneous chemical manufa... (156) | 7 | 1.1% | 0.2% |
| Computer graphics processing and selective visual ... (345) | 7 | 1.1% | 0.1% |
| Data processing: generic control systems or specif... (700) | 7 | 1.1% | 0.1% |
| Data processing: measuring, calibrating, or testin... (702) | 7 | 1.1% | 0.1% |
| Electricity: measuring and testing... (324) | 7 | 1.1% | 0.1% |
| Information security... (726) | 7 | 1.1% | 0.1% |

Patents (by local inventors) assigned to local companies (top 25 or less):
 NOTE: this company count is likely less than the total company account above
 because the above count includes local companies with non-local inventors.

| Company Name | Patents |
|---------------------------------------|---------|
| Savant Systems, LLC | 36 |
| Woods Hole Oceanographic Institution | 18 |
| Savant Systems LLC | 12 |
| Marine Biological Laboratory | 7 |
| ECD Systems, Inc. | 4 |
| Excel Switching Corporation | 4 |
| Savvystuff Property Trust | 4 |
| Teledyne Benthos, Inc. | 4 |
| Sapphire Engineering, Inc. | 3 |
| Savvy Stuff Property Trust | 3 |
| DBI Corporation | 2 |
| Joint Protection Products LLC | 2 |
| Sealite Engineering, Inc. | 2 |
| Kerfoot Technologies, Inc. | 1 |
| Sam Stuff Property Trust | 1 |
| PhotoGlow, Inc. | 1 |
| Perry Le Pews Wildlife Management LLC | 1 |
| Opflex Technologies, LLC | 1 |
| Offshore Innovations, Inc. | 1 |
| Meder Electronic, Inc. | 1 |
| McLane Research Laboratories, Inc. | 1 |
| JCCS Inc. | 1 |
| Intelligent Meetings Corp. | 1 |
| Infinium Software, Inc. | 1 |
| Hydros, Inc. | 1 |

Top 25 (or less) local inventors:

| Inventor | Company | Patents |
|----------------------|--|---------|
| Robert P. Madonna | Savant Systems, LLC | 22 |
| Jerry G. Hodsdon | Avery Dennison Corporation | 19 |
| Michael C. Silva | Savant Systems, LLC | 17 |
| Gary Vacon | Autocell Laboratories, Inc. | 14 |
| Brian Christensen | Reebok International Limited | 12 |
| Peter H. Corsini | Savant Systems, LLC | 12 |
| Norman E. Farr | CardioFocus, Inc. | 11 |
| Rajat Ghai | Cisco Technology, Inc. | 11 |
| Robert A. Wilson | Acushnet Company | 11 |
| Sean Kavanaugh | Intrinsic Therapeutics, Inc. | 11 |
| Fletcher A. Blackmon | The United States of America as represented by the | 10 |
| Michael E. Noonan | Savant Systems, LLC | 10 |

| | | |
|--------------------|--|----|
| Peter H. Corsini | Savant Systems LLC | 10 |
| Edward L. Sinofsky | CardioFocus, Inc. | 9 |
| Arthur A. Jacobson | Savant Systems, LLC | 8 |
| Daniel B. Kilfoyle | Science Applications International Corporation | 8 |
| Lincoln S. Baxter | CardioFocus, Inc. | 8 |
| Michael J. O'Neil | DePuy Spine, Inc. | 8 |
| Douglas C. Webb | Teledyne Instruments, Inc. | 7 |
| James Fowler | Nova Biomedical Corporation | 7 |
| Brian Christensen | Reebok International Ltd. | 6 |
| Daniel G. Howard | ECD Systems, Inc. | 6 |
| John V. Burroughs | EMC Corporation | 6 |
| Mykhailo Shribak | Marine Biological Laboratory | 6 |
| Richard B. LeVine | ECD Systems, Inc. | 6 |

> BATON ROUGE, LA [12940]

List of 69 included communities:

ADDIS, LA; ALBANY, LA; AMITE, LA; ANGOLA, LA; BAKER, LA; BATCHELOR, LA; BATON ROUGE, LA; BRITTANY, LA; BRUSLY, LA; CARVILLE, LA; CLINTON, LA; DARROW, LA; DENHAM SPRINGS, LA; DONALDSONVILLE, LA; DUPLESSIS, LA; ERWINVILLE, LA; ETHEL, LA; FLUKER, LA; FORDOCHE, LA; FRENCH SETTLEMENT, LA; GEISMAR, LA; GLYNN, LA; GONZALES, LA; GREENSBURG, LA; GREENWELL SPRINGS, LA; GROSSE TETE, LA; HAMMOND, LA; HOLDEN, LA; INDEPENDENCE, LA; INNIS, LA; JACKSON, LA; JARREAU, LA; KENTWOOD, LA; LAKELAND, LA; LETTSWORTH, LA; LIVINGSTON, LA; LIVONIA, LA; LOTTIE, LA; MARINGOUIN, LA; MAUREPAS, LA; MORGANZA, LA; NEW ROADS, LA; NORWOOD, LA; OSCAR, LA; PINE GROVE, LA; PLAQUEMINE, LA; PORT ALLEN, LA; PRAIRIEVILLE, LA; PRIDE, LA; ROSEDALE, LA; ROSELAND, LA; ROUGON, LA; SAINT AMANT, LA; SAINT FRANCISVILLE, LA; SAINT GABRIEL, LA; SLAUGHTER, LA; SORRENTO, LA; SPRINGFIELD, LA; SUNSHINE, LA; TICKFAW, LA; TUNICA, LA; VENTRESS, LA; WAKEFIELD, LA; WALKER, LA; WATSON, LA; WEYANOKE, LA; WHITE CASTLE, LA; WILSON, LA; ZACHARY, LA

Economics:

| Indiv Tax Returns | Cum Indiv Income | Co Tax Returns | Cum Co Income |
|-------------------|------------------|----------------|---------------|
| 471870 | 27653806000 | 23230 | 814374000 |

Entity Counts:

| Org Type | Count |
|----------|-------|
| Company | 92 |
| HigherEd | 25 |

92 IP-based companies out of 23230 business tax returns = 0.4% in IP company density.

| Year | Est Population | Inventors | Inv / 1000 | Patents | Local Cos | Art Classes |
|------|----------------|-----------|------------|---------|-----------|-------------|
| 2005 | | 132 | | 98 | 8 | 63 |
| 2006 | | 137 | | 97 | 11 | 57 |
| 2007 | | 141 | | 104 | 12 | 55 |
| 2008 | | 141 | | 98 | 12 | 50 |
| 2009 | | 118 | | 92 | 11 | 50 |
| 2010 | 802484 | 116 | 0.14 | 94 | 10 | 49 |
| 2011 | 808657 | 140 | 0.17 | 115 | 12 | 59 |
| 2012 | 814993 | 157 | 0.19 | 121 | 13 | 63 |
| 2013 | 820409 | 162 | 0.2 | 127 | 23 | 72 |
| 2014 | 825478 | 180 | 0.22 | 151 | 24 | 75 |

| Inventors | Patents |
|-------------|---------|
| Totals: 860 | 1097 |

Top 25 Art Classes:

| Art Class (code) | Patents | % this metro | % top 250 |
|---|---------|--------------|-----------|
| Mineral oils: processes and products... (208) | 87 | 7.9% | 7.4% |
| Chemistry of hydrocarbon compounds... (585) | 51 | 4.6% | 3% |
| Chemistry: molecular biology and microbiology... (435) | 42 | 3.8% | 0.2% |
| Synthetic resins or natural rubbers -- part of the... (525) | 41 | 3.7% | 1.4% |
| Synthetic resins or natural rubbers -- part of the... (526) | 37 | 3.4% | 1.9% |
| Liquid purification or separation... (210) | 34 | 3.1% | 0.7% |
| Organic compounds -- part of the class 532-570 ser... (568) | 33 | 3% | 3.1% |
| Catalyst, solid sorbent, or support therefor: prod... (502) | 27 | 2.5% | 1.6% |
| Drug, bio-affecting and body treating compositions... (424) | 27 | 2.5% | 0.2% |

| | | | |
|---|----|------|------|
| Organic compounds -- part of the class 532-570 ser... (570) | 24 | 2.2% | 7.7% |
| Chemical apparatus and process disinfecting, deodo... (422) | 22 | 2% | 0.5% |
| Drug, bio-affecting and body treating compositions... (514) | 22 | 2% | 0.1% |
| Synthetic resins or natural rubbers -- part of the... (524) | 22 | 2% | 0.7% |
| Data processing: financial, business practice, man... (705) | 19 | 1.7% | 0.1% |
| Organic compounds -- part of the class 532-570 ser... (560) | 18 | 1.6% | 3.6% |
| Chemistry of inorganic compounds... (423) | 16 | 1.5% | 0.6% |
| Organic compounds -- part of the class 532-570 ser... (564) | 16 | 1.5% | 2.2% |
| Communications: electrical... (340) | 15 | 1.4% | 0.1% |
| Wells... (166) | 13 | 1.2% | 0.2% |
| Electricity: measuring and testing... (324) | 11 | 1% | 0.1% |
| Solid anti-friction devices, materials therefor, l... (508) | 11 | 1% | 1.5% |
| Chemistry: natural resins or derivatives; peptides... (530) | 9 | 0.8% | 0.2% |
| Data processing: measuring, calibrating, or testin... (702) | 9 | 0.8% | 0.1% |
| Food or edible material: processes, compositions, ... (426) | 9 | 0.8% | 0.5% |
| Conveyors: power-driven... (198) | 8 | 0.7% | 0.6% |

Patents (by local inventors) assigned to local companies (top 25 or less):
 NOTE: this company count is likely less than the total company account above
 because the above count includes local companies with non-local inventors.

| Company Name | Patents |
|--|---------|
| Board of Supervisors of Louisiana State University and Agric | 95 |
| Albemarle Corporation | 49 |
| Lion Copolymer Geismar, LLC | 13 |
| PacTec, Inc. | 9 |
| The Board of Supervisors of Louisiana State University and A | 7 |
| Board of Supervisors of Louisiana State University and A&M C | 4 |
| Southern Audio Services, Inc. | 4 |
| TransGenRx, Inc. | 4 |
| Walker-Dawson Interests, Inc. | 4 |
| Albermarle Corporation | 3 |
| Deltak Manufacturing, Inc. | 3 |
| K-Tek Corporation | 3 |
| Lion Copolymer, LLC | 3 |
| NuPotential, Inc. | 3 |
| PROTEOVEC HOLDING, L.L.C. | 3 |
| Advanced Computer and Communications, L.L.C. | 2 |
| A+ Manufacturing, LLC | 2 |
| Appone Services, Inc. | 2 |
| Board of Supervisors of Lousiana State University And Agricu | 2 |
| Crown Down Cleaners, LLC | 2 |
| Dupont Nursery, Inc. | 2 |
| Fairburn Medical Products, LLC | 2 |
| Future System Advisors, LLC | 2 |
| K-Tek Corp. | 2 |
| Lion Copolymer Holdings, LLC | 2 |

Top 25 (or less) local inventors:

| Inventor | Company | Patents |
|-----------------------|--|---------|
| Arthur G. Mack | Albemarle Corporation | 23 |
| Robert P. Hammer | Cornell Research Foundation, Inc. | 21 |
| Charles H. Kolich | Albemarle Corporation | 15 |
| Robert P. Hammer | Board of Supervisors of Louisiana State University | 14 |
| Christopher J. Nalepa | Albemarle Corporation | 13 |
| Leo D. Brown | ExxonMobil Research and Engineering Company | 13 |
| Garland B. Brignac | ExxonMobil Research and Engineering Company | 12 |
| Stephen A. Cottrell | Honeywell International Inc. | 12 |
| Thomas R. Halbert | ExxonMobil Research and Engineering Company | 12 |
| Douglas W. Luther | Albemarle Corporation | 11 |

| | | |
|------------------------|---|----|
| William E. Lewis | ExxonMobil Research and Engineering Company | 11 |
| Robert P. Hammer | Regents of the University of Minnesota | 10 |
| Saadat Hussain | Albemarle Corporation | 10 |
| Steven P. Diefenbach | Albemarle Corporation | 10 |
| William J. Layman, Jr. | Albemarle Corporation | 10 |
| William J. Murphy | ExxonMobil Research and Engineering Company | 10 |
| Ian A. Cody | ExxonMobil Research and Engineering Company | 9 |
| Lubin Luo | Albemarle Corporation | 9 |
| Stanley J. Katzen | ExxonMobil Chemical Patents Inc. | 9 |
| John Y. Lee | Albemarle Corporation | 8 |
| Paul L. Wiggins | Albemarle Corporation | 8 |
| Ramzi Y. Saleh | ExxonMobil Chemical Patents Inc. | 8 |
| Troy Town | PacTec, Inc. | 8 |
| Adeana Richelle Bishop | ExxonMobil Research and Engineering Company | 7 |
| Charles M. Yarbrough | ExxonMobil Chemical Patents Inc. | 7 |

> BEAUMONT-PORT ARTHUR, TX [13140]

List of 27 included communities:

BATSON, TX; BEAUMONT, TX; BRIDGE CITY, TX; CHINA, TX; GROVES, TX; HAMSHIRE, TX; HULL, TX; KOUNTZE, TX; LUMBERTON, TX; MAURICEVILLE, TX; NEDERLAND, TX; NOME, TX; ORANGE, TX; ORANGEFIELD, TX; PORT ARTHUR, TX; PORT NECHES, TX; SABINE PASS, TX; SARATOGA, TX; SILSBEE, TX; SOUR LAKE, TX; SPURGER, TX; THICKET, TX; VIDOR, TX; VILLAGE MILLS, TX; VOTAW, TX; WARREN, TX; WINNIE, TX

Economics:

| Indiv Tax Returns | Cum Indiv Income | Co Tax Returns | Cum Co Income |
|-------------------|------------------|----------------|---------------|
| 165770 | 9200311000 | 5260 | 258816000 |

Entity Counts:

| Org Type | Count |
|----------|-------|
| Company | 15 |
| HigherEd | 1 |

15 IP-based companies out of 5260 business tax returns = 0.29% in IP company density.

| Year | Est Population | Inventors | Inv / 1000 | Patents | Local Cos | Art Classes |
|------|----------------|-----------|------------|---------|-----------|-------------|
| 2005 | | 21 | | 18 | 4 | 17 |
| 2006 | | 32 | | 25 | 4 | 22 |
| 2007 | | 25 | | 25 | 4 | 18 |
| 2008 | | 27 | | 28 | 3 | 22 |
| 2009 | | 21 | | 22 | 2 | 16 |
| 2010 | 403190 | 39 | 0.1 | 34 | 1 | 25 |
| 2011 | 405275 | 33 | 0.08 | 34 | 3 | 21 |
| 2012 | 403832 | 32 | 0.08 | 37 | 2 | 22 |
| 2013 | 405424 | 28 | 0.07 | 39 | 1 | 22 |

| Inventors | Patents |
|-------------|---------|
| Totals: 207 | 307 |

Top 25 Art Classes:

| Art Class (code) | Patents | % this metro | % top 250 |
|---|---------|--------------|-----------|
| Stock material or miscellaneous articles... (428) | 36 | 11.7% | 0.4% |
| Synthetic resins or natural rubbers -- part of the... (525) | 18 | 5.9% | 0.6% |
| Liquid purification or separation... (210) | 14 | 4.6% | 0.3% |
| Synthetic resins or natural rubbers -- part of the... (524) | 13 | 4.2% | 0.4% |
| Catalyst, solid sorbent, or support therefor: prod... (502) | 11 | 3.6% | 0.6% |
| Batteries: thermoelectric and photoelectric... (136) | 10 | 3.3% | 1% |
| Chemistry of hydrocarbon compounds... (585) | 10 | 3.3% | 0.6% |
| Fire extinguishers... (169) | 8 | 2.6% | 2.1% |
| Synthetic resins or natural rubbers -- part of the... (526) | 8 | 2.6% | 0.4% |
| Compositions... (252) | 7 | 2.3% | 0.3% |
| Mineral oils: processes and products... (208) | 7 | 2.3% | 0.6% |
| Chemistry of inorganic compounds... (423) | 6 | 2% | 0.2% |
| Synthetic resins or natural rubbers -- part of the... (528) | 6 | 2% | 0.3% |
| Adhesive bonding and miscellaneous chemical manufa... (156) | 5 | 1.6% | 0.1% |
| Data processing: database and file management or d... (707) | 5 | 1.6% | 0% |
| Drug, bio-affecting and body treating compositions... (424) | 5 | 1.6% | 0% |

| | | | |
|---|---|------|------|
| Land vehicles... (280) | 5 | 1.6% | 0.1% |
| Organic compounds -- part of the class 532-570 ser... (568) | 5 | 1.6% | 0.5% |
| Surgery... (606) | 5 | 1.6% | 0% |
| Data processing: financial, business practice, man... (705) | 4 | 1.3% | 0% |
| Chemical apparatus and process disinfecting, deodo... (422) | 4 | 1.3% | 0.1% |
| Fluid sprinkling, spraying, and diffusing... (239) | 4 | 1.3% | 0.2% |
| Chemistry: molecular biology and microbiology... (435) | 3 | 1% | 0% |
| Chemistry: analytical and immunological testing... (436) | 3 | 1% | 0.1% |
| Fluid handling... (137) | 3 | 1% | 0.1% |

Patents (by local inventors) assigned to local companies (top 25 or less):
 NOTE: this company count is likely less than the total company account above
 because the above count includes local companies with non-local inventors.

| Company Name | Patents |
|---|---------|
| Jerry L. McKinney 2002 Trust | 6 |
| Helena Laboratories | 4 |
| Cloeren Incorporated | 4 |
| Williams Fire & Hazard Control, Inc. | 4 |
| Helena Laboratories Corporation | 3 |
| Athletes for Christ, LP | 3 |
| Sage Automation, Inc. | 3 |
| Lamar University, A Component of the Texas State University | 2 |
| The Modern Group, Ltd. | 2 |
| Williams Fire and Hazard Control, Inc | 1 |
| Williams Fire & Hazard Control, Inc | 1 |
| The Modern Group Limited | 1 |
| Streamline Production Company, Inc. | 1 |
| Lamar University | 1 |
| Helena Laboratories, Corporation | 1 |
| Gulf Copper | 1 |
| Del Papa Distributing Co., L.P. | 1 |

Top 25 (or less) local inventors:

| Inventor | Company | Patents |
|----------------------|---|---------|
| Richard Allen Hayes | E I du Pont de Nemours and Company | 18 |
| Richard Allen Hayes | E. I. du Pont de Nemours and Company | 13 |
| Robert A. Crane | ExxonMobil Chemical Patents Inc. | 8 |
| Steven C. Pesek | E I du Pont de Nemours and Company | 8 |
| George Wyatt Prejean | E I du Pont de Nemours and Company | 7 |
| Larry E. Moerbe | INVISTA North America S.a.r.l. | 7 |
| Tseng H. Chao | INVISTA North America S.a.r.l. | 7 |
| W Alexander Shaffer | E I du Pont de Nemours and Company | 7 |
| Jerry L. McKinney | Jerry L. McKinney 2002 Trust | 6 |
| John J. Ostermaier | Invista North America S.A.R.L. | 6 |
| Richard Allen Hayes | E.I. du Pont de Nemours and Company | 5 |
| Wei-Hwa Her | Meadwestvaco Corporation | 5 |
| April D. Ross | ExxonMobil Chemical Patents Inc. | 4 |
| Christopher Ong | LANXESS Deutschland GmbH | 4 |
| Darden Sinclair | ExxonMobil Research and Engineering Company | 4 |
| Dennis W. Crabtree | Williams Fire & Hazard Control, Inc. | 4 |
| Edward L. Galloway | Helena Laboratories | 4 |
| Eric Petersen | Helena Laboratories | 4 |
| James Donald Simpson | Grupo Petrotemex, S.A. de C.V. | 4 |
| Peter F. Cloeren | Cloeren Incorporated | 4 |
| Steven C. Pesek | E.I. du Pont de Nemours and Company | 4 |
| Tipton Golias | Helena Laboratories | 4 |
| William J. Tenn, III | INVISTA North America S.a.r.l. | 4 |
| Donna Sue Davis | ExxonMobil Chemical Patents Inc. | 3 |
| Dwight P. Williams | Willfire HC, LLC | 3 |

> BELLINGHAM, WA [13380]

List of 15 included communities:

ACME, WA; BELLINGHAM, WA; BLAINE, WA; CUSTER, WA; DEMING, WA; EVERSON, WA; FERNDAL, WA; LUMMI ISLAND, WA; LYNDEN, WA; MAPLE FALLS, WA; NOOKSACK, WA; POINT ROBERTS, WA; ROCKPORT, WA; SEDRO WOOLLEY, WA; SUMAS, WA

Economics:

| Indiv Tax Returns | Cum Indiv Income | Co Tax Returns | Cum Co Income |
|-------------------|------------------|----------------|---------------|
| 101310 | 5950809000 | 7220 | 216800000 |

Entity Counts:

| Org Type | Count |
|----------|-------|
| Company | 75 |
| HigherEd | 1 |

75 IP-based companies out of 7220 business tax returns = 1.04% in IP company density.

| Year Est Population | Inventors | Inv / 1000 | Patents | Local Cos | Art Classes |
|---------------------|-----------|------------|---------|-----------|-------------|
| 2005 | 42 | | 39 | 9 | 30 |
| 2006 | 58 | | 53 | 16 | 37 |
| 2007 | 60 | | 49 | 12 | 34 |
| 2008 | 54 | | 52 | 12 | 42 |
| 2009 | 43 | | 40 | 14 | 31 |
| 2010 201140 | 52 | 0.26 | 54 | 12 | 42 |
| 2011 203329 | 54 | 0.27 | 60 | 12 | 44 |
| 2012 204827 | 59 | 0.29 | 55 | 16 | 48 |
| 2013 206248 | 71 | 0.34 | 62 | 19 | 51 |
| 2014 208351 | 79 | 0.38 | 72 | 19 | 53 |

| Inventors | Patents |
|-------------|---------|
| Totals: 379 | 536 |

Top 25 Art Classes:

| Art Class (code) | Patents | % this metro | % top 250 |
|---|---------|--------------|-----------|
| Drug, bio-affecting and body treating compositions... (514) | 35 | 6.5% | 0.2% |
| Electrical generator or motor structure... (310) | 16 | 3% | 0.6% |
| Ships... (114) | 15 | 2.8% | 1.1% |
| Surgery... (600) | 14 | 2.6% | 0.1% |
| Data processing: presentation processing of docume... (715) | 13 | 2.4% | 0.1% |
| Illumination... (362) | 9 | 1.7% | 0.2% |
| Data processing: database and file management or d... (707) | 8 | 1.5% | 0% |
| Dispensing... (222) | 8 | 1.5% | 0.4% |
| Modulators... (332) | 8 | 1.5% | 1.8% |
| Multiplex communications... (370) | 8 | 1.5% | 0% |
| Coating implements with material supply... (401) | 7 | 1.3% | 0.8% |
| Hydraulic and earth engineering... (405) | 7 | 1.3% | 0.4% |
| Image analysis... (382) | 7 | 1.3% | 0.1% |
| Static information storage and retrieval... (365) | 7 | 1.3% | 0.1% |
| Aeronautics and astronautics... (244) | 6 | 1.1% | 0.2% |
| Data processing: financial, business practice, man... (705) | 6 | 1.1% | 0% |
| Electrical computers and digital processing system... (711) | 6 | 1.1% | 0.1% |

| | | | |
|---|---|------|------|
| Electricity: measuring and testing... (324) | 6 | 1.1% | 0.1% |
| Liquid purification or separation... (210) | 6 | 1.1% | 0.1% |
| Solid material comminution or disintegration... (241) | 6 | 1.1% | 0.6% |
| Communications: electrical... (340) | 5 | 0.9% | 0% |
| Data processing: vehicles, navigation, and relativ... (701) | 5 | 0.9% | 0.1% |
| Electrical computers and digital processing system... (713) | 5 | 0.9% | 0% |
| Fluid handling... (137) | 5 | 0.9% | 0.2% |
| Fluid sprinkling, spraying, and diffusing... (239) | 5 | 0.9% | 0.3% |

Patents (by local inventors) assigned to local companies (top 25 or less):
 NOTE: this company count is likely less than the total company account above
 because the above count includes local companies with non-local inventors.

| Company Name | Patents |
|--------------------------------------|---------|
| Homax Products, Inc. | 31 |
| Samson Rope Technologies | 20 |
| Magellan Group Ltd. | 14 |
| Magellan Group, Ltd. | 14 |
| Cascade DAFO, Inc. | 10 |
| Octoblocs LLC | 9 |
| Clingo.com LLC | 8 |
| Allsop, Inc. | 8 |
| Daritech, Inc. | 8 |
| Superfeet Worldwide, Inc. | 8 |
| Wood Stone Corporation | 7 |
| SoftView LLC | 6 |
| Fastcap, LLC | 5 |
| Conterra, Inc. | 5 |
| Dressel Designs, LLC | 4 |
| Alpha Technologies Inc. | 4 |
| Heath Tecna Inc. | 4 |
| Northwest Podiatric Laboratory, Inc. | 4 |
| Blue Sea Systems, Inc. | 3 |
| Alpha Technologies, Inc. | 3 |
| LumenIQ, Inc. | 3 |
| M&M Technologies, Inc. | 3 |
| Magellan Group Ltd | 3 |
| Softride, Inc. | 3 |
| Wanne, Inc. | 3 |

Top 25 (or less) local inventors:

| Inventor | Company | Patents |
|-------------------------|---------------------------------------|---------|
| Chia-Te Chou | Samson Rope Technologies | 18 |
| David A. Jackson | Snap-On Incorporated | 16 |
| Randal W. Hanson | Homax Products, Inc. | 15 |
| Robert S. Cutsforth | Cutsforth Products, Inc. | 13 |
| Debra Lynne Sasken-Duff | Magellan Group, Ltd. | 12 |
| Ronald J. Sloan | Bestline International Research, Inc. | 12 |
| Andre Dean Cloutier | Magellan Group Ltd. | 11 |
| Gary J. Bridger | Genzyme Corporation | 11 |
| Andre Dean Cloutier | Magellan Group, Ltd. | 10 |
| Donald R. Buethorn | Cascade DAFO, Inc. | 10 |
| Danielle D. Stenvers | Samson Rope Technologies | 9 |
| Debra Lynne Sasken-Duff | Magellan Group Ltd. | 9 |
| Lester R. Greer, Jr. | Homax Products, Inc. | 9 |
| Adriana Collins | Magellan Group, Ltd. | 8 |
| Brian Wheeler | Octoblocs LLC | 8 |
| James D. Allsop | Allsop, Inc. | 7 |
| Brett Bartholmey | Dri-Eaz Products, Inc. | 6 |
| Brian Wheeler | Clingo.com LLC | 6 |

| | | |
|------------------------|--------------------------|---|
| David A. Young | The Boeing Company | 6 |
| Richard A. Black | Dri-Eaz Products, Inc. | 6 |
| Richard D. Hembree | Wanner Engineering, Inc. | 6 |
| Thomas Vincent | Umbra LLC | 6 |
| Craig Palmer | PACCAR Inc | 5 |
| Danielle Dawn Stenvers | Samson Rope Technologies | 5 |
| Eivind Clausen | Allsop, Inc. | 5 |

> BEND, OR [13460]

List of 6 included communities:

BEND, OR; BROTHERS, OR; LA PINE, OR; REDMOND, OR; SISTERS, OR; TERREBONNE, OR

Economics:

| Indiv Tax Returns | Cum Indiv Income | Co Tax Returns | Cum Co Income |
|-------------------|------------------|----------------|---------------|
| 78240 | 4859423000 | 7250 | 217462000 |

Entity Counts:

| Org Type | Count |
|----------|-------|
| Company | 54 |

54 IP-based companies out of 7250 business tax returns = 0.74% in IP company density.

| Year | Est Population | Inventors | Inv / 1000 | Patents | Local Cos | Art Classes |
|------|----------------|-----------|------------|---------|-----------|-------------|
| 2005 | | 50 | | 51 | 8 | 33 |
| 2006 | | 59 | | 61 | 9 | 40 |
| 2007 | | 45 | | 55 | 11 | 34 |
| 2008 | | 48 | | 54 | 8 | 41 |
| 2009 | | 64 | | 67 | 12 | 40 |
| 2010 | 157733 | 70 | 0.44 | 64 | 14 | 38 |
| 2011 | 159786 | 92 | 0.58 | 83 | 12 | 51 |
| 2012 | 161746 | 75 | 0.46 | 61 | 14 | 38 |
| 2013 | 165955 | 112 | 0.67 | 88 | 14 | 52 |
| 2014 | 170388 | 120 | 0.7 | 98 | 8 | 57 |

| Inventors | Patents |
|-------------|---------|
| Totals: 397 | 682 |

Top 25 Art Classes:

| Art Class (code) | Patents | % this metro | % top 250 |
|---|---------|--------------|-----------|
| Chemistry: electrical current producing apparatus,... (429) | 49 | 7.2% | 1.3% |
| Exercise devices... (482) | 46 | 6.7% | 1.8% |
| Drug, bio-affecting and body treating compositions... (424) | 44 | 6.5% | 0.3% |
| Active solid-state devices (e.g., transistors, sol... (257) | 25 | 3.7% | 0.1% |
| Computer graphics processing and selective visual ... (345) | 18 | 2.6% | 0.2% |
| Data processing: database and file management or d... (707) | 16 | 2.3% | 0.1% |
| Electrical computers and digital processing system... (713) | 12 | 1.8% | 0.1% |
| Gas separation: processes... (95) | 12 | 1.8% | 1.5% |
| Incremental printing of symbolic information... (347) | 12 | 1.8% | 0.3% |
| Semiconductor device manufacturing: process... (438) | 12 | 1.8% | 0.1% |
| Surgery... (600) | 12 | 1.8% | 0.1% |
| Optics: measuring and testing... (356) | 11 | 1.6% | 0.2% |
| Adhesive bonding and miscellaneous chemical manufa... (156) | 9 | 1.3% | 0.3% |
| Amusement devices: toys... (446) | 9 | 1.3% | 1.1% |
| Gas separation: apparatus... (96) | 9 | 1.3% | 3.6% |
| Multiplex communications... (370) | 9 | 1.3% | 0% |
| Optical: systems and elements... (359) | 9 | 1.3% | 0.1% |
| Interactive video distribution systems... (725) | 8 | 1.2% | 0.2% |
| Telecommunications... (455) | 8 | 1.2% | 0% |

| | | | |
|---|---|----|------|
| Chemistry: molecular biology and microbiology... (435) | 7 | 1% | 0% |
| Communications: electrical... (340) | 7 | 1% | 0.1% |
| Drug, bio-affecting and body treating compositions... (514) | 7 | 1% | 0% |
| Electrical computers and digital processing system... (709) | 7 | 1% | 0% |
| Electrical connectors... (439) | 7 | 1% | 0.1% |
| Games using tangible projectile... (473) | 7 | 1% | 0.2% |

Patents (by local inventors) assigned to local companies (top 25 or less):
 NOTE: this company count is likely less than the total company account above
 because the above count includes local companies with non-local inventors.

| Company Name | Patents |
|------------------------------------|---------|
| IdaTech, LLC | 72 |
| Bend Research, Inc. | 48 |
| Proxense, LLC | 13 |
| Microsemi Corporation | 12 |
| PV Powered, Inc. | 8 |
| Laserline Mfg., Inc. | 5 |
| Clear Catheter Systems, Inc. | 4 |
| Precise Flight, Inc. | 4 |
| Glas-Weld Systems, Inc. | 3 |
| Steel Technology, LLC | 3 |
| TSI Manufacturing LLC | 3 |
| TSI Manufacturing, LLC | 3 |
| YT Products, LLC | 3 |
| Advanced Power Technology, Inc. | 2 |
| High Bar, LLC | 2 |
| Grace Bio-Labs, Inc. | 2 |
| Kruger Optical, Inc. | 2 |
| IPG, LLC | 2 |
| M Works Corporation | 2 |
| MacDougall & Sons Bat Company, LLC | 2 |
| MacSema, Inc. | 2 |
| Mini-Mitter Co., Inc. | 2 |
| Pressure Drop Inc. | 2 |
| London Reil | 1 |
| Laserline Mfg. Inc. | 1 |

Top 25 (or less) local inventors:

| Inventor | Company | Patents |
|-------------------------|---|---------|
| David J. Edlund | IdaTech, LLC | 36 |
| Dwayne T. Friesen | Bend Research, Inc. | 25 |
| William A. Pledger | IdaTech, LLC | 24 |
| Stephen Junkins | Intel Corporation | 17 |
| James A. S. Nightingale | Bend Research, Inc. | 16 |
| Paul J. McClellan | Hewlett-Packard Development Company, L.P. | 12 |
| Walter C. Babcock | Bend Research, Inc. | 12 |
| Thomas G. Herron | IdaTech, LLC | 11 |
| Joseph J. Florio | Pacesetter, Inc. | 10 |
| Robert C. Glenn | Intel Corporation | 10 |
| Scot A. Kellar | Intel Corporation | 10 |
| Arne Laven | Idatech, LLC | 9 |
| Ole D. Poulsen | Seisint, Inc. | 9 |
| R. Todd Studebaker | IdaTech, LLC | 9 |
| John J. Giobbi | Proxense, LLC | 8 |
| Vernon Wade Popham | Idatech, LLC | 8 |
| Daniel Tod Smithey | Bend Research, Inc. | 7 |
| Dumitru Sdrulla | Microsemi Corporation | 7 |
| Michael S. W. Tovino | ShoreTel, Inc. | 7 |
| Warren Kenyon Miller | Bend Research, Inc. | 7 |

| | | |
|-------------------|---|---|
| Curtiss Renn | IdaTech, LLC | 6 |
| Daniel T. Smithey | Bend Research, Inc. | 6 |
| Douglas A. Lorenz | Bend Research, Inc. | 6 |
| Martin S. Denham | Raytheon Company | 6 |
| Paul J McClellan | Hewlett-Packard Development Company, L.P. | 6 |

> BILLINGS, MT [13740]

List of 23 included communities:

ABSAROCKE, MT; ACTON, MT; BALLANTINE, MT; BEARCREEK, MT; BELFRY, MT; BILLINGS, MT; BOYD, MT; BRIDGER, MT; BROADVIEW, MT; COLUMBUS, MT; CUSTER, MT; EDGAR, MT; FROMBERG, MT; HUNTLEY, MT; JOLIET, MT; LAUREL, MT; MOLT, MT; POMPEYS PILLAR, MT; RED LODGE, MT; ROBERTS, MT; ROSCOE, MT; SHEPHERD, MT; WORDEN, MT

Economics:

| Indiv Tax Returns | Cum Indiv Income | Co Tax Returns | Cum Co Income |
|-------------------|------------------|----------------|---------------|
| 85860 | 5147372000 | 7010 | 146660000 |

Entity Counts:

| Org Type | Count |
|----------|-------|
| Company | 24 |
| HigherEd | 2 |

24 IP-based companies out of 7010 business tax returns = 0.34% in IP company density.

| Year | Est Population | Inventors | Inv / 1000 | Patents | Local Cos | Art Classes |
|------|----------------|-----------|------------|---------|-----------|-------------|
| 2005 | | 3 | | 3 | 1 | 3 |
| 2006 | | 19 | | 14 | 6 | 13 |
| 2007 | | 6 | | 6 | 3 | 6 |
| 2008 | | 17 | | 11 | 2 | 11 |
| 2009 | | 6 | | 6 | 3 | 6 |
| 2010 | 158934 | 19 | 0.12 | 16 | 5 | 12 |
| 2011 | 160761 | 7 | 0.04 | 7 | 2 | 7 |
| 2012 | 162839 | 13 | 0.08 | 19 | 4 | 12 |
| 2013 | 165222 | 16 | 0.1 | 14 | 3 | 13 |
| 2014 | 166885 | 16 | 0.1 | 12 | 6 | 9 |

| Inventors | Patents |
|------------|---------|
| Totals: 90 | 108 |

Top 25 Art Classes:

| Art Class (code) | Patents | % this metro | % top 250 |
|---|---------|--------------|-----------|
| Games using tangible projectile... (473) | 13 | 12% | 0.3% |
| Data processing: financial, business practice, man... (705) | 9 | 8.3% | 0% |
| Plant husbandry... (47) | 7 | 6.5% | 1% |
| Amusement devices: games... (273) | 4 | 3.7% | 0.3% |
| Fluid sprinkling, spraying, and diffusing... (239) | 3 | 2.8% | 0.2% |
| Interactive video distribution systems... (725) | 3 | 2.8% | 0.1% |
| Package and article carriers... (224) | 3 | 2.8% | 0.3% |
| Surgery: light, thermal, and electrical applicatio... (607) | 3 | 2.8% | 0% |
| Chemistry of hydrocarbon compounds... (585) | 2 | 1.9% | 0.1% |
| Communications: electrical... (340) | 2 | 1.9% | 0% |
| Drug, bio-affecting and body treating compositions... (514) | 2 | 1.9% | 0% |
| Animal husbandry... (119) | 2 | 1.9% | 0.1% |
| Electrical computers and digital processing system... (709) | 2 | 1.9% | 0% |
| Liquid purification or separation... (210) | 2 | 1.9% | 0% |
| Material or article handling... (414) | 2 | 1.9% | 0.2% |
| Railway wheels and axles... (295) | 2 | 1.9% | 0.2% |

| | | | |
|---|---|------|------|
| Special receptacle or package... (206) | 2 | 1.9% | 0.1% |
| Static structures (e.g., buildings)... (52) | 2 | 1.9% | 0.2% |
| Exercise devices... (482) | 1 | 0.9% | 0% |
| Earth working... (172) | 1 | 0.9% | 0.3% |
| Amusement devices: games... (463) | 1 | 0.9% | 0% |
| Drug, bio-affecting and body treating compositions... (424) | 1 | 0.9% | 0% |
| Data processing: presentation processing of docume... (715) | 1 | 0.9% | 0% |
| Data processing: generic control systems or specif... (700) | 1 | 0.9% | 0% |
| Conveyors: power-driven... (198) | 1 | 0.9% | 0.1% |

Patents (by local inventors) assigned to local companies (top 25 or less):
 NOTE: this company count is likely less than the total company account above
 because the above count includes local companies with non-local inventors.

| Company Name | Patents |
|--|---------|
| Fountainhead, LLC | 5 |
| Fountainhead LLC | 4 |
| Crazy Creek Products, Inc. | 3 |
| Trebro Holding, Inc. | 3 |
| Eco-Built Homes, LLC | 2 |
| A&E Manufacturing, Inc. | 2 |
| Watts and Associates, Inc. | 2 |
| Fountainhead, L.L.C. | 1 |
| Fountainhead L.L.C. | 1 |
| 4×4 Tech Incorporated | 1 |
| Rig Mats of America, Inc. | 1 |
| RCL Enterprises, LLC | 1 |
| Pro-Fab, Inc. | 1 |
| Paradox Holding Company, LLC | 1 |
| OsteoWare, Inc. | 1 |
| Montana State University—Billings | 1 |
| Montana State University - Billings | 1 |
| Montana Silversmiths, Inc. | 1 |
| MedID Technologies, Inc. | 1 |
| Mazz Enterprises, LLC | 1 |
| Kampgrounds of America, Inc. | 1 |
| J & R Enterprises, Inc. | 1 |
| Eco-Built Homes LLC | 1 |
| Desin, LP | 1 |
| Davis and Sons Const. LLC | 1 |

Top 25 (or less) local inventors:

| Inventor | Company | Patents |
|------------------------|------------------------------|---------|
| Bruce G. Kania | Fountainhead, LLC | 7 |
| Christopher H. Pearson | Nike, Inc. | 6 |
| Bruce G. Kania | Fountainhead LLC | 4 |
| Chris G. Sanford | Bear Archery, Inc. | 3 |
| Gregg Tvetene | Trebro Holding, Inc. | 3 |
| Adam J. Trout | Eco-Built Homes, LLC | 2 |
| Andy Breke | Eco-Built Homes, LLC | 2 |
| Bart A. Erickson | A&E Manufacturing, Inc. | 2 |
| Bruce G. Kania | Fountainhead L.L.C. | 2 |
| Clifford B. Dodge | Gametech International, Inc. | 2 |
| Donald Tvetene | Trebro Holding, Inc. | 2 |
| Edward J. Trout | Eco-Built Homes, LLC | 2 |
| John W. Ladd | Micron Technology, Inc. | 2 |
| Leslie L. Auer | A&E Manufacturing, Inc. | 2 |
| Mitchell R. Auer | A&E Manufacturing, Inc. | 2 |
| Ray W. Sheldon | Syncoal Solutions Inc. | 2 |
| Robert D. Hart | Crazy Creek Products, Inc. | 2 |

| | | |
|-------------------------------|-----------------------------------|---|
| Scott Patrick Simon | Pacesetter, Inc. | 2 |
| Adam J. Trout | Eco-Built Homes LLC | 1 |
| Alex Offerdahl | Watts and Associates, Inc. | 1 |
| Alexander Christopher Edwards | Aviation Applications Corporation | 1 |
| Andrew Desin | Desin, LP | 1 |
| Andy Breke | Eco-Built Homes LLC | 1 |
| Brent Lyda | The University of Montana | 1 |
| Brian Stasiewicz | Rig Mats of America, Inc. | 1 |

> BINGHAMTON, NY [13780]

List of 45 included communities:

AFTON, NY; APALACHIN, NY; BARTON, NY; BERKSHIRE, NY; BIBLE SCHOOL PARK, NY; BINGHAMTON, NY; BROOKTONDALE, NY; CANDOR, NY; CASTLE CREEK, NY; CHENANGO BRIDGE, NY; CHENANGO FORKS, NY; CONKLIN, NY; CORBETTSVILLE, NY; DEPOSIT, NY; ENDICOTT, NY; ENDWELL, NY; GLEN AUBREY, NY; GREENE, NY; HARPURSVILLE, NY; JOHNSON CITY, NY; KILLAWOG, NY; KIRKWOOD, NY; LISLE, NY; LOCKWOOD, NY; MAINE, NY; MARATHON, NY; NEWARK VALLEY, NY; NICHOLS, NY; NINEVEH, NY; OUAQUAGA, NY; OWEGO, NY; PORT CRANE, NY; RICHFORD, NY; SMITHBORO, NY; SMITHVILLE FLATS, NY; SPENCER, NY; TIOGA CENTER, NY; TUNNEL, NY; VAN ETEN, NY; VESTAL, NY; WAVERLY, NY; WHITNEY POINT, NY; WILLET, NY; WILLSEYVILLE, NY; WINDSOR, NY

Economics:

| Indiv Tax Returns | Cum Indiv Income | Co Tax Returns | Cum Co Income |
|-------------------|------------------|----------------|---------------|
| 146390 | 7389168000 | 4800 | 200741000 |

Entity Counts:

| Org Type | Count |
|------------|-------|
| Company | 46 |
| Foundation | 3 |
| HigherEd | 6 |

46 IP-based companies out of 4800 business tax returns = 0.96% in IP company density.

| Year | Est Population | Inventors | Inv / 1000 | Patents | Local Cos | Art Classes |
|------|----------------|-----------|------------|---------|-----------|-------------|
| 2005 | | 286 | | 184 | 12 | 72 |
| 2006 | | 344 | | 247 | 8 | 84 |
| 2007 | | 290 | | 195 | 12 | 74 |
| 2008 | | 247 | | 180 | 6 | 71 |
| 2009 | | 198 | | 144 | 7 | 64 |
| 2010 | 251725 | 264 | 1.05 | 201 | 7 | 71 |
| 2011 | 250251 | 233 | 0.93 | 196 | 9 | 66 |
| 2012 | 249005 | 270 | 1.08 | 210 | 16 | 84 |
| 2013 | 248362 | 237 | 0.95 | 191 | 9 | 80 |
| 2014 | 247219 | 206 | 0.83 | 187 | 9 | 77 |

| Inventors | Patents |
|--------------|---------|
| Totals: 1369 | 1935 |

Top 25 Art Classes:

| Art Class (code) | Patents | % this metro | % top 250 |
|---|---------|--------------|-----------|
| Data processing: financial, business practice, man... (705) | 87 | 4.5% | 0.4% |
| Data processing: database and file management or d... (707) | 84 | 4.3% | 0.4% |
| Active solid-state devices (e.g., transistors, sol... (257) | 79 | 4.1% | 0.4% |
| Electrical computers and digital processing system... (709) | 79 | 4.1% | 0.3% |
| Image analysis... (382) | 65 | 3.4% | 0.5% |
| Semiconductor device manufacturing: process... (438) | 64 | 3.3% | 0.3% |
| Electricity: conductors and insulators... (174) | 61 | 3.2% | 2% |
| Land vehicles: dumping... (298) | 60 | 3.1% | 2.7% |
| Electrical computers and digital processing system... (718) | 51 | 2.6% | 1.6% |
| Electrical connectors... (439) | 50 | 2.6% | 0.7% |
| Error detection/correction and fault detection/rec... (714) | 49 | 2.5% | 0.4% |

| | | | |
|---|----|------|------|
| Data processing: vehicles, navigation, and relativ... (701) | 47 | 2.4% | 0.5% |
| Electrical computers and digital processing system... (711) | 47 | 2.4% | 0.4% |
| Drug, bio-affecting and body treating compositions... (424) | 35 | 1.8% | 0.2% |
| Data processing: software development, installatio... (717) | 34 | 1.8% | 0.4% |
| Electricity: electrical systems and devices... (361) | 34 | 1.8% | 0.4% |
| Electrical computers and digital processing system... (713) | 33 | 1.7% | 0.3% |
| Electrical computers and digital data processing s... (710) | 32 | 1.7% | 0.5% |
| Data processing: generic control systems or specif... (700) | 31 | 1.6% | 0.5% |
| Communications: directive radio wave systems and d... (342) | 29 | 1.5% | 1% |
| Data processing: presentation processing of docume... (715) | 29 | 1.5% | 0.3% |
| Information security... (726) | 27 | 1.4% | 0.3% |
| Classifying, separating, and assorting solids... (209) | 26 | 1.3% | 3.6% |
| Computer-aided design and analysis of circuits and... (716) | 26 | 1.3% | 0.4% |
| Pulse or digital communications... (375) | 25 | 1.3% | 0.2% |

Patents (by local inventors) assigned to local companies (top 25 or less):
 NOTE: this company count is likely less than the total company account above because the above count includes local companies with non-local inventors.

| Company Name | Patents |
|--|---------|
| Endicott Interconnect Technologies, Inc. | 134 |
| The Raymond Corporation | 52 |
| The Research Foundation of State University of New York | 38 |
| The Research Foundation for the State University of New York | 31 |
| Bae Systems Controls Inc. | 14 |
| Universal Instruments Corporation | 12 |
| BAE Systems Controls, Inc. | 9 |
| The Research Foundation of the State University of New York | 9 |
| Innovation Associates, Inc. | 8 |
| Research Foundation of State University of New York | 7 |
| Stakmore Co., Inc. | 7 |
| Buckingham Manufacturing Company, Inc. | 5 |
| SoftSight, Inc. | 3 |
| SureScan Corporation | 3 |
| Walter R. Tucker Enterprises, Ltd. | 3 |
| 311 Industries, Inc. | 2 |
| E & M Power, Inc. | 2 |
| Distinct Intuitive Designs, LLC | 2 |
| CPSI Holdings LLC | 2 |
| Endicott Interconect Technologies, Inc. | 2 |
| Landfill Service Corporation | 2 |
| Endicott International Technologies, Inc. | 2 |
| Lockheed Martin Corporation | 2 |
| LSC Environmental Products, LLC | 2 |
| Photonix Technologies, Inc. | 2 |

Top 25 (or less) local inventors:

| Inventor | Company | Patents |
|----------------------|---|---------|
| Voya R. Markovich | Endicott Interconnect Technologies, Inc. | 64 |
| Damian L. Osisek | International Business Machines Corporation | 58 |
| James A. Martin, Jr. | International Business Machines Corporation | 57 |
| John M. Lauffer | Endicott Interconnect Technologies, Inc. | 50 |
| Douglas G. Murray | International Business Machines Corporation | 30 |
| William L. Brodsky | International Business Machines Corporation | 30 |
| Michael A. Gaynes | International Business Machines Corporation | 29 |
| Glenn C. Godoy | International Business Machines Corporation | 26 |
| John G. Babish | Metaproteomics, LLC | 25 |
| Frank D. Egitto | Endicott Interconnect Technologies, Inc. | 24 |
| Bruce H. Hanson | Lockheed Martin Corporation | 23 |
| Anthony J. Gounalis | Lockheed Martin Corporation | 20 |

| | | |
|------------------------|---|----|
| Voya R. Markovich | International Business Machines Corporation | 20 |
| William Louis Brodsky | International Business Machines Corporation | 19 |
| Donald S. Farquhar | International Business Machines Corporation | 18 |
| Rabindra N. Das | Endicott Interconnect Technologies, Inc. | 18 |
| Carl R. Herman | Lockheed Martin Corporation | 17 |
| Gordan G. Greenlee | International Business Machines Corporation | 17 |
| Gregory W. Smiley | The Raymond Corporation | 17 |
| Douglas O. Powell | International Business Machines Corporation | 16 |
| How T. Lin | Endicott Interconnect Technologies, Inc. | 16 |
| Eric M. Foster | International Business Machines Corporation | 15 |
| Patrick J. Fitzgibbons | Lockheed Martin Corporation | 15 |
| Robert J. Szczerba | Lockheed Martin Corporation | 15 |
| Benson Chan | Endicott Interconnect Technologies, Inc. | 14 |

> BIRMINGHAM-HOOVER, AL [13820]

List of 113 included communities:

ADAMSVILLE, AL; ADGER, AL; ALABASTER, AL; ALLGOOD, AL; ALTON, AL; ALTOONA, AL; ARAB, AL; ASHVILLE, AL; BERRY, AL; BESSEMER, AL; BILLINGSLEY, AL; BIRMINGHAM, AL; BLOUNTSVILLE, AL; BOAZ, AL; BREMEN, AL; BRENT, AL; BRIERFIELD, AL; BROOKSIDE, AL; BROOKWOOD, AL; BURNWELL, AL; CALERA, AL; CARBON HILL, AL; CARDIFF, AL; CENTREVILLE, AL; CHELSEA, AL; CLANTON, AL; CLAY, AL; CLEVELAND, AL; COLUMBIANA, AL; COOK SPRINGS, AL; CORDOVA, AL; CROPWELL, AL; DOCENA, AL; DOLOMITE, AL; DORA, AL; DOUBLE SPRINGS, AL; DUNCANVILLE, AL; ELDRIDGE, AL; EMPIRE, AL; FAIRFIELD, AL; FAYETTE, AL; FULTONDALE, AL; GALLANT, AL; GARDENDALE, AL; GOODSPRINGS, AL; GRAYSVILLE, AL; GREEN POND, AL; GUNTERSVILLE, AL; HARPERSVILLE, AL; HAYDEN, AL; HELENA, AL; HORTON, AL; JASPER, AL; JEMISON, AL; KANSAS, AL; KIMBERLY, AL; LAWLEY, AL; LEEDS, AL; LOCUST FORK, AL; MAPLESVILLE, AL; MARBURY, AL; MARGARET, AL; MAYLENE, AL; MC CALLA, AL; MONTEVALLO, AL; MOODY, AL; MORRIS, AL; MOUNT OLIVE, AL; MULGA, AL; NAUVOO, AL; NEW CASTLE, AL; OAKMAN, AL; ODENVILLE, AL; ONEONTA, AL; PALMERDALE, AL; PARRISH, AL; PELHAM, AL; PELL CITY, AL; PINSON, AL; PLANTERSVILLE, AL; PLEASANT GROVE, AL; QUINTON, AL; RAGLAND, AL; RANDOLPH, AL; REMLAP, AL; RIVERSIDE, AL; SAGINAW, AL; SAYRE, AL; SELMA, AL; SHANNON, AL; SHELBY, AL; SILURIA, AL; SIPSEY, AL; SPRINGVILLE, AL; STANTON, AL; STEELE, AL; STERRETT, AL; SUMITON, AL; THORSBY, AL; TOWNLEY, AL; TRAFFORD, AL; TRUSSVILLE, AL; VANDIVER, AL; VERBENA, AL; VINCENT, AL; WARRIOR, AL; WATSON, AL; WATTSVILLE, AL; WEST BLOCTON, AL; WESTOVER, AL; WILSONVILLE, AL; WILTON, AL; WOODSTOCK, AL

Economics:

| Indiv Tax Returns | Cum Indiv Income | Co Tax Returns | Cum Co Income |
|-------------------|------------------|----------------|---------------|
| 722430 | 45353156000 | 38820 | 1398566000 |

Entity Counts:

| Org Type | Count |
|------------|-------|
| Company | 119 |
| Foundation | 3 |
| HigherEd | 6 |

119 IP-based companies out of 38820 business tax returns = 0.31% in IP company density.

| Year | Est Population | Inventors | Inv / 1000 | Patents | Local Cos | Art Classes |
|------|----------------|-----------|------------|---------|-----------|-------------|
| 2005 | | 132 | | 98 | 20 | 55 |
| 2006 | | 127 | | 129 | 17 | 63 |
| 2007 | | 113 | | 97 | 15 | 58 |
| 2008 | | 99 | | 74 | 19 | 51 |
| 2009 | | 128 | | 99 | 18 | 63 |
| 2010 | 1128047 | 151 | 0.13 | 121 | 20 | 66 |
| 2011 | 1131010 | 144 | 0.13 | 127 | 21 | 66 |
| 2012 | 1134297 | 158 | 0.14 | 136 | 25 | 78 |
| 2013 | 1139556 | 172 | 0.15 | 148 | 24 | 72 |
| 2014 | 1143772 | 187 | 0.16 | 150 | 25 | 77 |

| Inventors | Patents |
|-------------|---------|
| Totals: 905 | 1179 |

Top 25 Art Classes:

| Art Class (code) | Patents | % this metro | % top 250 |
|---|---------|--------------|-----------|
| Drug, bio-affecting and body treating compositions... (424) | 87 | 7.4% | 0.6% |
| Drug, bio-affecting and body treating compositions... (514) | 87 | 7.4% | 0.4% |

| | | | |
|---|----|------|------|
| Telephonic communications... (379) | 50 | 4.2% | 0.7% |
| Data processing: financial, business practice, man... (705) | 43 | 3.6% | 0.2% |
| Chemistry: molecular biology and microbiology... (435) | 41 | 3.5% | 0.2% |
| Surgery... (606) | 28 | 2.4% | 0.2% |
| Land vehicles... (280) | 25 | 2.1% | 0.5% |
| Electrical computers and digital processing system... (709) | 22 | 1.9% | 0.1% |
| Supports... (248) | 21 | 1.8% | 0.7% |
| Surgery: light, thermal, and electrical applicatio... (607) | 20 | 1.7% | 0.3% |
| Data processing: database and file management or d... (707) | 19 | 1.6% | 0.1% |
| Telecommunications... (455) | 17 | 1.4% | 0.1% |
| Organic compounds -- part of the class 532-570 ser... (536) | 16 | 1.4% | 0.5% |
| Prosthesis (i.e., artificial body members), parts ... (623) | 16 | 1.4% | 0.3% |
| Fire escape, ladder, or scaffold... (182) | 15 | 1.3% | 2.3% |
| Multiplex communications... (370) | 14 | 1.2% | 0% |
| Games using tangible projectile... (473) | 13 | 1.1% | 0.3% |
| Surgery... (128) | 13 | 1.1% | 0.5% |
| Chemical apparatus and process disinfecting, deodo... (422) | 12 | 1% | 0.3% |
| Chemistry: natural resins or derivatives; peptides... (530) | 12 | 1% | 0.3% |
| Handling: hand and hoist-line implements... (294) | 12 | 1% | 0.6% |
| Stock material or miscellaneous articles... (428) | 12 | 1% | 0.1% |
| Data processing: generic control systems or specif... (700) | 10 | 0.8% | 0.2% |
| Surgery... (600) | 10 | 0.8% | 0.1% |
| Chemistry: analytical and immunological testing... (436) | 9 | 0.8% | 0.3% |

Patents (by local inventors) assigned to local companies (top 25 or less):
 NOTE: this company count is likely less than the total company account above
 because the above count includes local companies with non-local inventors.

| Company Name | Patents |
|---|---------|
| The UAB Research Foundation | 109 |
| UAB Research Foundation | 37 |
| Southern Research Institute | 36 |
| Meadowcraft, Inc. | 19 |
| Atrion Medical Products, Inc. | 16 |
| Homeland Vinyl Products, Inc. | 12 |
| BioCryst Pharmaceuticals, Inc. | 11 |
| Fontaine Fifth Wheel Co. | 8 |
| Southern Company | 8 |
| Kappler, Inc. | 7 |
| Southern Company Services, Inc. | 7 |
| Summer Classics, Inc. | 7 |
| McWane Global | 6 |
| U.I.T., L.L.C. | 6 |
| United States Pipe and Foundry Company | 6 |
| GEM Pharmaceuticals, LLC | 5 |
| United States Pipe and Foundry Company, LLC | 5 |
| Coca-Cola Bottling Co. United, Inc. | 4 |
| RayPress Corporation | 4 |
| The University of Alabama at Birmingham Research Foundation | 4 |
| BioDtech, Inc. | 3 |
| EBSCO Industries, Inc. | 3 |
| Aerotec, LLC | 3 |
| Altec Industries, Inc. | 3 |
| NuTech Spine, Inc. | 3 |

Top 25 (or less) local inventors:

| Inventor | Company | Patents |
|-----------------------------|---|---------|
| Frederick James Diggle, III | BellSouth Intellectual Property Corporation | 18 |
| Timothy M. LeRoy | Meadowcraft, Inc. | 17 |
| Jerry C. Camp, Jr. | Meadowcraft, Inc. | 16 |

| | | |
|--------------------------------|--|----|
| Rowland W. Kanner | Atrion Medical Products, Inc. | 16 |
| Fred J. Molz, IV | Warsaw Orthopedic, Inc. | 15 |
| John A. Secrist, III | Southern Research Institute | 15 |
| Rory Rehmert | Meadowcraft, Inc. | 15 |
| Samuel P. McManus | Nektar Therapeutics | 15 |
| John W. Gibson | Durect Corporation | 13 |
| Pooran Chand | BioCryst Pharmaceuticals, Inc. | 13 |
| Robert P. Kimberly | The UAB Research Foundation | 13 |
| Tong Zhou | The UAB Research Foundation | 13 |
| Arthur J. Tipton | Durect Corporation | 11 |
| Jack Lockhart | J. Baxter Brinkmann International Corporation | 11 |
| Subramaniam Ananthan | Southern Research Institute | 11 |
| Carl R. Tamm | Hubbell Incorporated | 10 |
| John Dwight England | The United States of America as represented by the | 10 |
| Yarlagadda S. Babu | BioCryst Pharmaceuticals, Inc. | 10 |
| Gattadahalli M. Anantharamaiah | The Regents of the University of California | 9 |
| Gregory P. Walcott | UAB Research Foundation | 9 |
| Jean-Pierre Sommadossi | Idenix Pharmaceuticals, Inc. | 9 |
| Jean-Pierre Sommadossi | Universita Degli Studi Di Cagliari | 9 |
| John A. Montgomery | Southern Research Institute | 9 |
| Raymond E. Ideker | UAB Research Foundation | 9 |
| Steven Ryals | BellSouth Intellectual Property Corporation | 9 |

> BLACKSBURG-CHRISTIANSBURG-RADFORD, VA [13980]

List of 31 included communities:

BARREN SPRINGS, VA; BELSPRING, VA; BENT MOUNTAIN, VA; BLACKSBURG, VA; BLAND, VA; CATAWBA, VA; CHRISTIANSBURG, VA; COPPER HILL, VA; DRAPER, VA; DUBLIN, VA; EGGLESTON, VA; ELLISTON, VA; GLEN LYN, VA; HIWASSEE, VA; MC COY, VA; NARROWS, VA; NEW RIVER, VA; NEWBERN, VA; NEWPORT, VA; PARROTT, VA; PEARISBURG, VA; PEMBROKE, VA; PILOT, VA; PULASKI, VA; RADFORD, VA; RICH CREEK, VA; RINER, VA; RIPPLEMEAD, VA; ROANOKE, VA; SHAWSVILLE, VA; STAFFORDSVILLE, VA

Economics:

| Indiv Tax Returns | Cum Indiv Income | Co Tax Returns | Cum Co Income |
|-------------------|------------------|----------------|---------------|
| 80380 | 4152212000 | 3470 | 103459000 |

Entity Counts:

| Org Type | Count |
|------------|-------|
| Company | 96 |
| Foundation | 2 |
| HigherEd | 3 |

96 IP-based companies out of 3470 business tax returns = 2.77% in IP company density.

| Year Est Population | Inventors | Inv / 1000 | Patents | Local Cos | Art Classes |
|---------------------|-----------|------------|---------|-----------|-------------|
| 2005 | 160 | | 119 | 25 | 55 |
| 2006 | 185 | | 124 | 19 | 69 |
| 2007 | 140 | | 117 | 15 | 54 |
| 2008 | 148 | | 115 | 14 | 57 |
| 2009 | 133 | | 99 | 17 | 52 |
| 2010 178237 | 176 | 0.99 | 163 | 27 | 72 |
| 2011 178911 | 184 | 1.03 | 173 | 25 | 90 |
| 2012 179558 | 179 | 1 | 148 | 20 | 80 |
| 2013 180952 | 224 | 1.24 | 177 | 23 | 88 |
| 2014 181605 | 256 | 1.41 | 232 | 28 | 94 |

| Inventors | Patents |
|--------------|---------|
| Totals: 1056 | 1467 |

Top 25 Art Classes:

| Art Class (code) | Patents | % this metro | % top 250 |
|---|---------|--------------|-----------|
| Optics: eye examining, vision testing and correcti... (351) | 87 | 5.9% | 5% |
| Optical waveguides... (385) | 76 | 5.2% | 1.2% |
| Drug, bio-affecting and body treating compositions... (514) | 67 | 4.6% | 0.3% |
| Electric power conversion systems... (363) | 50 | 3.4% | 3.6% |
| Optics: measuring and testing... (356) | 43 | 2.9% | 0.6% |
| Chemistry: molecular biology and microbiology... (435) | 40 | 2.7% | 0.2% |
| Radiant energy... (250) | 36 | 2.5% | 0.4% |
| Drug, bio-affecting and body treating compositions... (424) | 34 | 2.3% | 0.2% |
| Electrical generator or motor structure... (310) | 33 | 2.2% | 1.2% |
| Electricity: motive power systems... (318) | 26 | 1.8% | 1.4% |
| Wave transmission lines and networks... (333) | 25 | 1.7% | 1.5% |
| Communications: electrical... (340) | 24 | 1.6% | 0.2% |
| Liquid purification or separation... (210) | 23 | 1.6% | 0.5% |

| | | | |
|---|----|------|------|
| Data processing: generic control systems or specif... (700) | 21 | 1.4% | 0.3% |
| Data processing: measuring, calibrating, or testin... (702) | 21 | 1.4% | 0.2% |
| Optical: systems and elements... (359) | 21 | 1.4% | 0.3% |
| Active solid-state devices (e.g., transistors, sol... (257) | 20 | 1.4% | 0.1% |
| Electricity: power supply or regulation systems... (323) | 20 | 1.4% | 1% |
| Electricity: electrical systems and devices... (361) | 19 | 1.3% | 0.2% |
| Plastic and nonmetallic article shaping or treatin... (264) | 18 | 1.2% | 0.6% |
| Prime-mover dynamo plants... (290) | 18 | 1.2% | 1.4% |
| Data processing: database and file management or d... (707) | 17 | 1.2% | 0.1% |
| Electrical audio signal processing systems and dev... (381) | 17 | 1.2% | 0.5% |
| Electrical computers and digital processing system... (709) | 17 | 1.2% | 0.1% |
| Image analysis... (382) | 17 | 1.2% | 0.1% |

Patents (by local inventors) assigned to local companies (top 25 or less):
 NOTE: this company count is likely less than the total company account above
 because the above count includes local companies with non-local inventors.

| Company Name | Patents |
|---|---------|
| Virginia Tech Intellectual Properties, Inc. | 205 |
| Intrexon Corporation | 23 |
| Luna Innovations Incorporated | 22 |
| PixelOptics, Inc. | 22 |
| Nuvotronics, LLC | 20 |
| E-Vision, LLC | 17 |
| Tetra Holding (US), Inc. | 14 |
| Identification International, Inc. | 12 |
| Adaptive Technologies, Inc. | 11 |
| Techlab, Inc. | 10 |
| Kollmorgen Corporation | 9 |
| Encore Health, LLC | 7 |
| New River Pharmaceuticals Inc. | 7 |
| High Performance Optics, Inc. | 6 |
| Virginia Optoelectronics, Inc. | 6 |
| E-Vision LLC | 5 |
| Intellimats, LLC | 5 |
| Prime Photonics, LC | 5 |
| Synthonics, Inc. | 5 |
| Emisshield, Inc. | 4 |
| Aeroprobe Corporation | 4 |
| Mineral and Coal Technologies, Inc. | 4 |
| Nutrition Therapeutics, Inc. | 4 |
| PixelOptics Inc. | 4 |
| Wessex Incorporated | 4 |

Top 25 (or less) local inventors:

| Inventor | Company | Patents |
|------------------------|---|---------|
| Fred C. Lee | Virginia Tech Intellectual Properties, Inc. | 38 |
| Robert Gregory Wagoner | General Electric Company | 32 |
| Ming Xu | Virginia Tech Intellectual Properties, Inc. | 24 |
| Allen Michael Ritter | General Electric Company | 22 |
| Christopher Lauderback | Shire LLC | 22 |
| Dan A. Steinberg | Shiple Company, L.L.C. | 22 |
| James Scott Moncrief | Shire LLC | 22 |
| Thomas Piccariello | Shire LLC | 21 |
| Ronald D. Blum | PixelOptics, Inc. | 19 |
| Joshua N. Haddock | PixelOptics, Inc. | 18 |
| David W. Sherrer | Shiple Company, L.L.C. | 17 |
| Ronald D. Blum | E-Vision, LLC | 17 |
| Mindaugas F. Dautartas | Shiple Company, L.L.C. | 16 |
| Robert Oberlender | Shire LLC | 15 |

| | | |
|------------------------|---|----|
| Brooks A. Childers | Baker Hughes Incorporated | 14 |
| Amitava Gupta | Adlens Beacon, Inc. | 13 |
| David W. Sherrer | Nuvotronics, LLC | 13 |
| David W. Sherrer | Rohm and Haas Electronic Materials LLC | 13 |
| Brooks Childers | Baker Hughes Incorporated | 11 |
| Krishnan Ramu | Virginia Tech Intellectual Properties, Inc. | 11 |
| William E. Pauley, Jr. | ABB Technology AG | 11 |
| Michael A. Vaudrey | Adaptive Technologies, Inc. | 10 |
| Anbo Wang | Virginia Tech Intellectual Properties, Inc. | 9 |
| Charles D. Willey | ITT Manufacturing Enterprises, Inc. | 9 |
| Raymond M. Robertson | Celanese Acetate LLC | 9 |

> BLOOMINGTON, IN [14020]

List of 41 included communities:

BLOOMFIELD, IN; BLOOMINGTON, IN; BOWLING GREEN, IN; CARLISLE, IN; CLAY CITY, IN; CLEAR CREEK, IN; CLOVERDALE, IN; COAL CITY, IN; DUGGER, IN; ELLETTSVILLE, IN; ELNORA, IN; FREEDOM, IN; GOSPORT, IN; HARRODSBURG, IN; HELTONVILLE, IN; JASONVILLE, IN; KOLEEN, IN; LINTON, IN; LYONS, IN; MARTINSVILLE, IN; MIDLAND, IN; NASHVILLE, IN; NEWBERRY, IN; NORMAN, IN; ODON, IN; OWENSBURG, IN; PARAGON, IN; PATRICKSBURG, IN; POLAND, IN; QUINCY, IN; SANDBORN, IN; SCOTLAND, IN; SMITHVILLE, IN; SOLSBERRY, IN; SPENCER, IN; SPRINGVILLE, IN; STANFORD, IN; STINESVILLE, IN; SWITZ CITY, IN; UNIONVILLE, IN; WORTHINGTON, IN

Economics:

| Indiv Tax Returns | Cum Indiv Income | Co Tax Returns | Cum Co Income |
|-------------------|------------------|----------------|---------------|
| 151800 | 7457635000 | 6940 | 214931000 |

Entity Counts:

| Org Type | Count |
|----------|-------|
| Company | 40 |
| HigherEd | 4 |

40 IP-based companies out of 6940 business tax returns = 0.58% in IP company density.

| Year Est Population | Inventors | Inv / 1000 | Patents | Local Cos | Art Classes |
|---------------------|-----------|------------|---------|-----------|-------------|
| 2005 | 70 | | 58 | 3 | 37 |
| 2006 | 82 | | 63 | 4 | 39 |
| 2007 | 63 | | 53 | 6 | 34 |
| 2008 | 56 | | 47 | 5 | 28 |
| 2009 | 89 | | 73 | 6 | 32 |
| 2010 159549 | 159 | 1 | 150 | 10 | 49 |
| 2011 161855 | 131 | 0.81 | 154 | 6 | 48 |
| 2012 162652 | 185 | 1.14 | 206 | 7 | 59 |
| 2013 163190 | 225 | 1.38 | 201 | 8 | 72 |
| 2014 164308 | 212 | 1.29 | 212 | 6 | 73 |

| Inventors | Patents |
|-------------|---------|
| Totals: 701 | 1217 |

Top 25 Art Classes:

| Art Class (code) | Patents | % this metro | % top 250 |
|---|---------|--------------|-----------|
| Prosthesis (i.e., artificial body members), parts ... (623) | 186 | 15.3% | 3% |
| Surgery... (606) | 178 | 14.6% | 1.3% |
| Surgery... (604) | 117 | 9.6% | 1.3% |
| Surgery... (600) | 57 | 4.7% | 0.5% |
| Surgery: splint, brace, or bandage... (602) | 39 | 3.2% | 1.4% |
| Drug, bio-affecting and body treating compositions... (514) | 37 | 3% | 0.2% |
| Data processing: vehicles, navigation, and relativ... (701) | 29 | 2.4% | 0.3% |
| Electrical audio signal processing systems and dev... (381) | 23 | 1.9% | 0.7% |
| Radiant energy... (250) | 22 | 1.8% | 0.3% |
| Ammunition and explosives... (102) | 17 | 1.4% | 1.8% |
| Drug, bio-affecting and body treating compositions... (424) | 16 | 1.3% | 0.1% |
| Ordnance... (89) | 15 | 1.2% | 1.6% |
| Optics: measuring and testing... (356) | 13 | 1.1% | 0.2% |

| | | | |
|---|----|------|------|
| Railway wheels and axles... (295) | 13 | 1.1% | 1.5% |
| Coating processes... (427) | 11 | 0.9% | 0.3% |
| Explosive and thermic compositions or charges... (149) | 11 | 0.9% | 4.2% |
| Plastic and nonmetallic article shaping or treatin... (264) | 11 | 0.9% | 0.3% |
| Surgery... (128) | 11 | 0.9% | 0.4% |
| Data processing: measuring, calibrating, or testin... (702) | 10 | 0.8% | 0.1% |
| Optics: eye examining, vision testing and correcti... (351) | 10 | 0.8% | 0.6% |
| Television... (348) | 10 | 0.8% | 0.1% |
| Data processing: financial, business practice, man... (705) | 9 | 0.7% | 0% |
| Internal-combustion engines... (123) | 9 | 0.7% | 0.2% |
| Communications: directive radio wave systems and d... (342) | 8 | 0.7% | 0.3% |
| Supports... (248) | 8 | 0.7% | 0.3% |

Patents (by local inventors) assigned to local companies (top 25 or less):
 NOTE: this company count is likely less than the total company account above
 because the above count includes local companies with non-local inventors.

| Company Name | Patents |
|--|---------|
| Cook Medical Technologies LLC | 399 |
| Cook Incorporated | 143 |
| Sabin Corporation | 7 |
| Cook Medical Technologies, LLC | 6 |
| Cook Critical Care Incorporated | 5 |
| Vance Products Incorporated | 5 |
| Jimni Development LLC | 4 |
| Bloomfield Manufacturing Co., Inc. | 3 |
| Morris Innovative, Inc. | 3 |
| ChalkLabs, LLC | 2 |
| Bluefish Orthopedics, LLC | 2 |
| Bloomfield Manufacturing Company, Inc. | 2 |
| Bloomfield Manufacturing Company | 2 |
| Innovative Surgical Designs, Inc. | 2 |
| Indiana University Research and Technology Corporation | 2 |
| Cook Medical Technologies LLC | 2 |
| Cook Medical Technologies | 2 |
| Cook Urological Incorporated | 2 |
| Mectra Labs, Inc. | 2 |
| PartTec, Ltd. | 2 |
| Vance Products Inc. | 2 |
| Cook Medical Technology LLC | 1 |
| Cook Medical Technolgies, LLC | 1 |
| Cook Incorporated and Sabin Corporation | 1 |
| Indiana University Research and Technology Corp | 1 |

Top 25 (or less) local inventors:

| Inventor | Company | Patents |
|----------------------|--------------------------------|---------|
| Jeffry S. Melsheimer | Cook Medical Technologies LLC | 52 |
| Thomas A. Osborne | Cook Medical Technologies LLC | 35 |
| Thomas A. Osborne | Cook Incorporated | 34 |
| Brian C. Case | Cook Incorporated | 28 |
| James A. Teague | Boston Scientific Scimed, Inc. | 28 |
| Ram H. Paul, Jr. | Cook Medical Technologies LLC | 25 |
| Brian L. Bates | Cook Incorporated | 20 |
| Darin G. Schaeffer | Cook Medical Technologies LLC | 20 |
| Michael W. Hardert | Cook Medical Technologies LLC | 19 |
| Sean D. Chambers | Cook Medical Technologies LLC | 19 |
| Arman H. Valaie | Cook Medical Technologies LLC | 18 |
| Fred T. Parker | Cook Medical Technologies LLC | 18 |
| Brian L. Bates | Cook Medical Technologies LLC | 14 |
| Darin G. Schaeffer | Cook Incorporated | 14 |

| | | |
|------------------|--|----|
| Kurt J. Tekulve | Cook Medical Technologies LLC | 14 |
| Andrew K. Hoffa | Cook Medical Technologies LLC | 13 |
| Brian C. Case | Cook Medical Technologies LLC | 13 |
| Mark A. Magnuson | Cook Medical Technologies LLC | 13 |
| Andrew Lumsdaine | Adobe Systems Incorporated | 12 |
| Grant T. Hoffman | Cook Medical Technologies LLC | 12 |
| Andrew K. Hoffa | Cook Incorporated | 11 |
| David G. Burton | Cook Incorporated | 11 |
| Fred T. Parker | Cook Incorporated | 11 |
| Jacob A. Flagle | Cook Incorporated | 11 |
| Jeffrey M. Snow | The United States of America as represented by the | 11 |

> BOISE CITY-NAMPA, ID [14260]

List of 32 included communities:

BANKS, ID; BOISE, ID; BRUNEAU, ID; CALDWELL, ID; EAGLE, ID; EMMETT, ID; GARDEN CITY, ID; GARDEN VALLEY, ID; GRAND VIEW, ID; GREENLEAF, ID; HAMMETT, ID; HOMEDALE, ID; HORSESHOE BEND, ID; HUSTON, ID; IDAHO CITY, ID; KUNA, ID; LETHA, ID; LOWMAN, ID; MARSING, ID; MELBA, ID; MERIDIAN, ID; MIDDLETON, ID; MOUNTAIN HOME, ID; MURPHY, ID; NAMPA, ID; NOTUS, ID; OLA, ID; PARMA, ID; PLACERVILLE, ID; STAR, ID; SWEET, ID; WILDER, ID

Economics:

| Indiv Tax Returns | Cum Indiv Income | Co Tax Returns | Cum Co Income |
|-------------------|------------------|----------------|---------------|
| 360380 | 22033024000 | 27680 | 721894000 |

Entity Counts:

| Org Type | Count |
|------------|-------|
| Company | 193 |
| Foundation | 1 |
| HigherEd | 1 |

193 IP-based companies out of 27680 business tax returns = 0.7% in IP company density.

| Year | Est Population | Inventors | Inv / 1000 | Patents | Local Cos | Art Classes |
|------|----------------|-----------|------------|---------|-----------|-------------|
| 2005 | | 1025 | | 1436 | 33 | 141 |
| 2006 | | 1129 | | 1572 | 42 | 149 |
| 2007 | | 977 | | 1280 | 28 | 121 |
| 2008 | | 870 | | 1123 | 30 | 120 |
| 2009 | | 798 | | 870 | 37 | 118 |
| 2010 | 616561 | 867 | 1.41 | 1022 | 37 | 135 |
| 2011 | 627627 | 844 | 1.34 | 982 | 35 | 123 |
| 2012 | 637651 | 790 | 1.24 | 892 | 33 | 134 |
| 2013 | 650457 | 877 | 1.35 | 931 | 38 | 121 |
| 2014 | 664422 | 948 | 1.43 | 997 | 32 | 116 |

| | Inventors | Patents |
|---------|-----------|---------|
| Totals: | 3874 | 11105 |

Top 25 Art Classes:

| Art Class (code) | Patents | % this metro | % top 250 |
|---|---------|--------------|-----------|
| Semiconductor device manufacturing: process... (438) | 2467 | 22.2% | 12.6% |
| Active solid-state devices (e.g., transistors, sol... (257) | 1953 | 17.6% | 11% |
| Static information storage and retrieval... (365) | 1366 | 12.3% | 15.3% |
| Facsimile and static presentation processing... (358) | 436 | 3.9% | 10.1% |
| Miscellaneous active electrical nonlinear devices,... (327) | 301 | 2.7% | 6.4% |
| Electrical computers and digital processing system... (711) | 224 | 2% | 2% |
| Error detection/correction and fault detection/rec... (714) | 208 | 1.9% | 1.8% |
| Electricity: measuring and testing... (324) | 199 | 1.8% | 2.6% |
| Abrading... (451) | 166 | 1.5% | 8.7% |
| Radiation imagery chemistry: process, composition,... (430) | 155 | 1.4% | 4.8% |
| Electrical computers and digital processing system... (713) | 120 | 1.1% | 1% |
| Electrical computers and digital processing system... (709) | 118 | 1.1% | 0.5% |
| Radiant energy... (250) | 117 | 1.1% | 1.4% |
| Electrical computers and digital data processing s... (710) | 112 | 1% | 1.8% |

| | | | |
|--|-----|------|------|
| Communications: electrical... (340) | 108 | 1% | 0.9% |
| Electrophotography... (399) | 108 | 1% | 5.8% |
| Coating processes... (427) | 94 | 0.8% | 2.4% |
| Etching a substrate: processes... (216) | 92 | 0.8% | 7.5% |
| Television... (348) | 91 | 0.8% | 1.4% |
| Electronic digital logic circuitry... (326) | 85 | 0.8% | 3% |
| Incremental printing of symbolic information... (347) | 74 | 0.7% | 2.1% |
| Electricity: electrical systems and devices... (361) | 70 | 0.6% | 0.8% |
| Image analysis... (382) | 69 | 0.6% | 0.5% |
| Dynamic magnetic information storage or retrieval... (360) | 65 | 0.6% | 1.1% |
| Land vehicles: dumping... (298) | 64 | 0.6% | 2.9% |

Patents (by local inventors) assigned to local companies (top 25 or less):
 NOTE: this company count is likely less than the total company account above
 because the above count includes local companies with non-local inventors.

| Company Name | Patents |
|------------------------------------|---------|
| Micron Technology, Inc. | 7880 |
| Micron Technology Inc. | 44 |
| J.R. Simplot Company | 37 |
| Micron Technology, INC | 35 |
| Boise State University | 32 |
| Micron Technologies, Inc. | 18 |
| Kount Inc. | 17 |
| Scentsy, Inc. | 16 |
| American Semiconductor, Inc. | 14 |
| Keystone Technology Solutions, LLC | 14 |
| Cradlepoint, Inc. | 12 |
| Micron Technology | 12 |
| Micro Technology, Inc. | 11 |
| Electronic Controls Company | 10 |
| Paksense, Inc. | 10 |
| Krow Innovation, LLC | 9 |
| Omnipure Filter Company, Inc. | 8 |
| Preco Electronics, Inc. | 8 |
| J. R. Simplot Company | 7 |
| Mircon Technology, Inc. | 7 |
| Cold Chain, LLC | 6 |
| Nutra-Life, Inc. | 5 |
| Boise White Paper, L.L.C. | 4 |
| Extended Systems, Inc. | 4 |
| Rhino Metals, Inc. | 4 |

Top 25 (or less) local inventors:

| Inventor | Company | Patents |
|---------------------|-------------------------|---------|
| Gurtej S. Sandhu | Micron Technology, Inc. | 456 |
| Warren M. Farnworth | Micron Technology, Inc. | 243 |
| Salman Akram | Micron Technology, Inc. | 206 |
| Chandra Mouli | Micron Technology, Inc. | 154 |
| Jun Liu | Micron Technology, Inc. | 154 |
| Alan G. Wood | Micron Technology, Inc. | 150 |
| Gurtej Sandhu | Micron Technology, Inc. | 127 |
| Tongbi Jiang | Micron Technology, Inc. | 125 |
| David J. Corisis | Micron Technology, Inc. | 120 |
| Howard E. Rhodes | Micron Technology, Inc. | 114 |
| Sanh D. Tang | Micron Technology, Inc. | 110 |
| Kyle K. Kirby | Micron Technology, Inc. | 107 |
| Cem Basceri | Micron Technology, Inc. | 104 |
| Eugene P. Marsh | Micron Technology, Inc. | 101 |
| David R. Hembree | Micron Technology, Inc. | 99 |

| | | |
|--------------------|-------------------------|----|
| Kristy A. Campbell | Micron Technology, Inc. | 96 |
| Seiichi Aritome | Micron Technology, Inc. | 89 |
| Brent Keeth | Micron Technology, Inc. | 86 |
| John T. Moore | Micron Technology, Inc. | 86 |
| Garo J. Derderian | Micron Technology, Inc. | 85 |
| Terry L. Gilton | Micron Technology, Inc. | 84 |
| Feng Lin | Micron Technology, Inc. | 83 |
| Werner Juengling | Micron Technology, Inc. | 81 |
| Nishant Sinha | Micron Technology, Inc. | 80 |
| William M. Hiatt | Micron Technology, Inc. | 79 |

> BOSTON-CAMBRIDGE-QUINCY, MA-NH [14460]

List of 282 included communities:

ABINGTON, MA; ACCORD, MA; ACTON, MA; ALLSTON, MA; AMESBURY, MA; ANDOVER, MA; ARLINGTON HEIGHTS, MA; ARLINGTON, MA; ASHBY, MA; ASHLAND, MA; ATKINSON, NH; AUBURN, NH; AUBURNDALE, MA; AVON, MA; AYER, MA; BABSON PARK, MA; BARRINGTON, NH; BEDFORD, MA; BELLINGHAM, MA; BELMONT, MA; BEVERLY, MA; BILLERICA, MA; BOSTON, MA; BOXBOROUGH, MA; BOXFORD, MA; BRAINTREE, MA; BRANT ROCK, MA; BRIDGEWATER, MA; BRIGHTON, MA; BROCKTON, MA; BROOKLINE VILLAGE, MA; BROOKLINE, MA; BRYANTVILLE, MA; BURLINGTON, MA; BUZZARDS BAY, MA; BYFIELD, MA; CAMBRIDGE, MA; CANDIA, NH; CANTON, MA; CARLISLE, MA; CARVER, MA; CENTER STRAFFORD, NH; CHARLESTOWN, MA; CHELMSFORD, MA; CHELSEA, MA; CHESTER, NH; CHESTNUT HILL, MA; COHASSET, MA; CONCORD, MA; DANVERS, MA; DANVILLE, NH; DEDHAM, MA; DEERFIELD, NH; DERRY, NH; DEVENS, MA; DORCHESTER CENTER, MA; DORCHESTER, MA; DOVER, MA; DOVER, NH; DRACUT, MA; DUNSTABLE, MA; DURHAM, NH; DUXBURY, MA; EAST BOSTON, MA; EAST BRIDGEWATER, MA; EAST CANDIA, NH; EAST DERRY, NH; EAST HAMPSTEAD, NH; EAST KINGSTON, NH; EAST WALPOLE, MA; EAST WAREHAM, MA; EAST WEYMOUTH, MA; ELMWOOD, MA; EPPING, NH; ESSEX, MA; EVERETT, MA; EXETER, NH; FARMINGTON, NH; FOXBORO, MA; FRAMINGHAM, MA; FRANKLIN, MA; FREMONT, NH; GEORGETOWN, MA; GLOUCESTER, MA; GREEN HARBOR, MA; GREENBUSH, MA; GREENLAND, NH; GROTON, MA; GROVELAND, MA; HALIFAX, MA; HAMILTON, MA; HAMPSTEAD, NH; HAMPTON FALLS, NH; HAMPTON, NH; HANOVER, MA; HANSCOM AFB, MA; HANSON, MA; HATHORNE, MA; HAVERHILL, MA; HINGHAM, MA; HOLBROOK, MA; HOLLISTON, MA; HOPKINTON, MA; HUDSON, MA; HULL, MA; HUMAROCK, MA; HYDE PARK, MA; IPSWICH, MA; JAMAICA PLAIN, MA; KINGSTON, MA; KINGSTON, NH; LAKEVILLE, MA; LAWRENCE, MA; LEXINGTON, MA; LINCOLN, MA; LITTLETON, MA; LONDONDERRY, NH; LOWELL, MA; LYNN, MA; LYNNFIELD, MA; MADBURY, NH; MALDEN, MA; MANCHESTER, MA; MANCHESTER, NH; MANOMET, MA; MARBLEHEAD, MA; MARION, MA; MARLBOROUGH, MA; MARSHFIELD HILLS, MA; MARSHFIELD, MA; MATTAPAN, MA; MATTAPOISETT, MA; MAYNARD, MA; MEDFIELD, MA; MEDFORD, MA; MEDWAY, MA; MELROSE, MA; MERRIMAC, MA; METHUEN, MA; MIDDLEBORO, MA; MIDDLETON, MA; MILLIS, MA; MILTON MILLS, NH; MILTON VILLAGE, MA; MILTON, MA; MILTON, NH; MINOT, MA; MONPONSETT, MA; NAHANT, MA; NANTUCKET, MA; NATICK, MA; NEEDHAM HEIGHTS, MA; NEEDHAM, MA; NEW CASTLE, NH; NEW DURHAM, NH; NEW TOWN, MA; NEWBURY, MA; NEWBURYPORT, MA; NEWFIELDS, NH; NEWMARKET, NH; NEWTON CENTER, MA; NEWTON HIGHLANDS, MA; NEWTON JUNCTION, NH; NEWTON LOWER FALLS, MA; NEWTON UPPER FALLS, MA; NEWTON, MA; NEWTON, NH; NEWTONVILLE, MA; NONANTUM, MA; NORFOLK, MA; NORTH ANDOVER, MA; NORTH ATTLEBORO, MA; NORTH BILLERICA, MA; NORTH CARVER, MA; NORTH CHELMSFORD, MA; NORTH HAMPTON, NH; NORTH MARSHFIELD, MA; NORTH PEMBROKE, MA; NORTH READING, MA; NORTH SALEM, NH; NORTH SCITUATE, MA; NORTH WALTHAM, MA; NORTH WEYMOUTH, MA; NORTHWOOD, NH; NORWELL, MA; NORWOOD, MA; NOTTINGHAM, NH; NUTTING LAKE, MA; OCEAN BLUFF, MA; ONSET, MA; PEABODY, MA; PEMBROKE, MA; PEPPERELL, MA; PINEHURST, MA; PLAINVILLE, MA; PLAISTOW, NH; PLYMOUTH, MA; PLYMPTON, MA; PORTSMOUTH, NH; PRIDES CROSSING, MA; QUINCY, MA; RANDOLPH, MA; RAYMOND, NH; READING, MA; READVILLE, MA; REVERE, MA; ROCHESTER, MA; ROCHESTER, NH; ROCKLAND, MA; ROCKPORT, MA; ROLLINSFORD, NH; ROSLINDALE, MA; ROWLEY, MA; ROXBURY CROSSING, MA; ROXBURY, MA; RYE BEACH, NH; RYE, NH; SAGAMORE BEACH, MA; SALEM, MA; SALEM, NH; SALISBURY, MA; SANDOWN, NH; SAUGUS, MA; SCITUATE, MA; SEABROOK, NH; SHARON, MA; SHELDONVILLE, MA; SHERBORN, MA; SHIRLEY, MA; SOMERSWORTH, NH; SOMERVILLE, MA; SOUTH CARVER, MA; SOUTH HAMILTON, MA; SOUTH WALPOLE, MA; SOUTH WEYMOUTH, MA; STONEHAM, MA; STOUGHTON, MA; STOW, MA; STRAFFORD, NH; STRATHAM, NH; SUDBURY, MA; SWAMPSCOTT, MA; TEWKSBURY, MA; TOPSFIELD, MA; TOWNSEND, MA; TYNGSBORO, MA; UNION, NH; VILLAGE OF NAGOG WOODS, MA; WABAN, MA; WAKEFIELD, MA; WALPOLE, MA; WALTHAM, MA; WAREHAM, MA; WATERTOWN, MA; WAVERLEY, MA; WAYLAND, MA; WELLESLEY HILLS, MA; WELLESLEY, MA; WENHAM, MA; WEST BOXFORD, MA; WEST BRIDGEWATER, MA; WEST GROTON, MA; WEST MEDFORD, MA; WEST NEWBURY, MA; WEST NEWTON, MA; WEST NOTTINGHAM, NH; WEST ROXBURY, MA; WEST TOWNSEND, MA; WEST WAREHAM, MA; WESTFORD, MA; WESTON, MA; WESTWOOD, MA; WEYMOUTH, MA; WHITE HORSE BEACH, MA; WHITMAN, MA; WILMINGTON, MA; WINCHESTER, MA; WINDHAM, NH; WINTHROP, MA; WOBURN, MA; WOODVILLE, MA; WRENTHAM, MA

Economics:

| Indiv Tax Returns | Cum Indiv Income | Co Tax Returns | Cum Co Income |
|-------------------|------------------|----------------|---------------|
| 2432030 | 227487025000 | 140140 | 8372935000 |

Entity Counts:

| Org Type | Count |
|------------|-------|
| Company | 3864 |
| Foundation | 9 |
| Government | 1 |
| HigherEd | 44 |

3864 IP-based companies out of 140140 business tax returns = 2.76% in IP company density.

| Year | Est Population | Inventors | Inv / 1000 | Patents | Local Cos | Art Classes |
|------|----------------|-----------|------------|---------|-----------|-------------|
| 2005 | | 5110 | | 3442 | 673 | 308 |
| 2006 | | 6175 | | 4503 | 782 | 325 |
| 2007 | | 5624 | | 3964 | 735 | 313 |
| 2008 | | 5896 | | 4085 | 749 | 314 |
| 2009 | | 6075 | | 4318 | 728 | 310 |
| 2010 | 4552402 | 8076 | 1.77 | 6099 | 889 | 324 |
| 2011 | 4608848 | 8304 | 1.8 | 6346 | 891 | 322 |
| 2012 | 4650668 | 9093 | 1.96 | 7065 | 937 | 341 |
| 2013 | 4698049 | 10535 | 2.24 | 8091 | 1049 | 358 |
| 2014 | 4732161 | 11452 | 2.42 | 8826 | 1046 | 347 |

| Inventors | Patents |
|---------------|---------|
| Totals: 39956 | 56739 |

Top 25 Art Classes:

| Art Class (code) | Patents | % this metro | % top 250 |
|---|---------|--------------|-----------|
| Drug, bio-affecting and body treating compositions... (514) | 3475 | 6.1% | 15.4% |
| Chemistry: molecular biology and microbiology... (435) | 2268 | 4% | 12.6% |
| Multiplex communications... (370) | 2206 | 3.9% | 6.7% |
| Electrical computers and digital processing system... (709) | 2020 | 3.6% | 7.8% |
| Drug, bio-affecting and body treating compositions... (424) | 1795 | 3.2% | 11.9% |
| Data processing: database and file management or d... (707) | 1781 | 3.1% | 7.6% |
| Surgery... (606) | 1407 | 2.5% | 10.7% |
| Radiant energy... (250) | 1316 | 2.3% | 15.7% |
| Data processing: financial, business practice, man... (705) | 1272 | 2.2% | 5.6% |
| Surgery... (600) | 1186 | 2.1% | 10.6% |
| Telecommunications... (455) | 1023 | 1.8% | 4.5% |
| Image analysis... (382) | 978 | 1.7% | 7% |
| Surgery... (604) | 972 | 1.7% | 10.7% |
| Electrical computers and digital processing system... (711) | 894 | 1.6% | 7.9% |
| Computer graphics processing and selective visual ... (345) | 720 | 1.3% | 6% |
| Data processing: presentation processing of docume... (715) | 706 | 1.2% | 7.1% |
| Semiconductor device manufacturing: process... (438) | 705 | 1.2% | 3.6% |
| Active solid-state devices (e.g., transistors, sol... (257) | 677 | 1.2% | 3.8% |
| Data processing: software development, installatio... (717) | 676 | 1.2% | 8.9% |
| Information security... (726) | 657 | 1.2% | 7.1% |
| Chemistry: natural resins or derivatives; peptides... (530) | 643 | 1.1% | 14.4% |
| Electrical computers and digital processing system... (713) | 637 | 1.1% | 5.2% |
| Pulse or digital communications... (375) | 630 | 1.1% | 4.9% |
| Data processing: measuring, calibrating, or testin... (702) | 626 | 1.1% | 7.1% |
| Error detection/correction and fault detection/rec... (714) | 620 | 1.1% | 5.3% |

Patents (by local inventors) assigned to local companies (top 25 or less):
 NOTE: this company count is likely less than the total company account above
 because the above count includes local companies with non-local inventors.

| Company Name | Patents |
|---|---------|
| Massachusetts Institute of Technology | 2048 |
| EMC Corporation | 1712 |
| The General Hospital Corporation | 702 |
| Analog Devices, Inc. | 662 |
| Mitsubishi Electric Research Laboratories, Inc. | 631 |
| President and Fellows of Harvard College | 589 |
| The MathWorks, Inc. | 582 |

| | |
|---|-----|
| The Gillette Company | 441 |
| Bose Corporation | 418 |
| Varian Semiconductor Equipment Associates, Inc. | 412 |
| Osrham Sylvania Inc. | 393 |
| Vertex Pharmaceuticals Incorporated | 363 |
| Raytheon Company | 342 |
| Millennium Pharmaceuticals, Inc. | 296 |
| IRobot Corporation | 240 |
| The Brigham and Women's Hospital, Inc. | 240 |
| DEKA Products Limited Partnership | 211 |
| E Ink Corporation | 195 |
| Children's Medical Center Corporation | 173 |
| Biogen Idec Ma Inc. | 172 |
| Genzyme Corporation | 170 |
| Axcelis Technologies, Inc. | 163 |
| Dana-Farber Cancer Institute, Inc. | 162 |
| The Charles Stark Draper Laboratory, Inc. | 162 |
| Rohm and Haas Electronic Materials LLC | 161 |

Top 25 (or less) local inventors:

| Inventor | Company | Patents |
|--------------------------|---|---------|
| Royce A. Levien | The Invention Science Fund I, LLC | 308 |
| David A. Bulpett | Acushnet Company | 118 |
| Yat Sun Or | Enanta Pharmaceuticals, Inc. | 114 |
| David C. Issler | Columbia Insurance Company | 97 |
| Thomas Rueckes | Nantero, Inc. | 96 |
| Marshall Medoff | Xyleco, Inc. | 91 |
| Brent M. Segal | Nantero, Inc. | 86 |
| Michael S. H. Chu | Boston Scientific SciMed, Inc. | 86 |
| Jinyun Zhang | Mitsubishi Electric Research Laboratories, Inc. | 84 |
| Robert Langer | The Invention Science Fund I, LLC | 84 |
| Edward S. Boyden | The Invention Science Fund I, LLC | 79 |
| Jean-Philippe Vasseur | Cisco Technology, Inc. | 79 |
| Steffen Koury | Masco Corporation of Indiana | 74 |
| John Schaffeld | Masco Corporation of Indiana | 73 |
| Guillermo J. Tearney | The General Hospital Corporation | 71 |
| Robert S. Langer | Massachusetts Institute of Technology | 69 |
| Edward G. Tiedemann, Jr. | Qualcomm Incorporated | 68 |
| Mark S. Wallace | QUALCOMM Incorporated | 68 |
| Philipp Lang | ConforMIS, Inc. | 68 |
| Pieter J. Mosterman | The Mathworks, Inc. | 67 |
| Steven J. Howard | QUALCOMM Incorporated | 67 |
| Jason A. Demers | DEKA Products Limited Partnership | 66 |
| Edmund A. Hebert | Acushnet Company | 63 |
| David Meiri | EMC Corporation | 62 |
| Farshid Alizadeh-Shabdiz | Skyhook Wireless, Inc. | 62 |

> BOULDER, CO [14500]

List of 18 included communities:

ALLENSPARK, CO; BERTHOUD, CO; BOULDER, CO; BROOMFIELD, CO; ELDORADO SPRINGS, CO; ERIE, CO; FORT COLLINS, CO; GOLDEN, CO; HYGIENE, CO; JAMESTOWN, CO; LAFAYETTE, CO; LONGMONT, CO; LOUISVILLE, CO; LYONS, CO; NEDERLAND, CO; NIWOT, CO; PINECLIFFE, CO; WARD, CO

Economics:

| Indiv Tax Returns | Cum Indiv Income | Co Tax Returns | Cum Co Income |
|-------------------|------------------|----------------|---------------|
| 211090 | 18007878000 | 23470 | 670163000 |

Entity Counts:

| Org Type | Count |
|------------|-------|
| Company | 852 |
| Foundation | 1 |
| HigherEd | 18 |

852 IP-based companies out of 23470 business tax returns = 3.63% in IP company density.

| Year | Est Population | Inventors | Inv / 1000 | Patents | Local Cos | Art Classes |
|------|----------------|-----------|------------|---------|-----------|-------------|
| 2005 | | 1359 | | 1158 | 129 | 203 |
| 2006 | | 1627 | | 1431 | 138 | 197 |
| 2007 | | 1431 | | 1189 | 115 | 187 |
| 2008 | | 1377 | | 1110 | 135 | 186 |
| 2009 | | 1428 | | 1233 | 135 | 183 |
| 2010 | 294567 | 1711 | 5.81 | 1496 | 174 | 214 |
| 2011 | 300650 | 1680 | 5.59 | 1470 | 164 | 219 |
| 2012 | 305483 | 1766 | 5.78 | 1633 | 183 | 214 |
| 2013 | 310396 | 2150 | 6.93 | 1914 | 195 | 228 |
| 2014 | 313333 | 2391 | 7.63 | 2255 | 226 | 229 |

| | Inventors | Patents |
|---------|-----------|---------|
| Totals: | 9445 | 14889 |

Top 25 Art Classes:

| Art Class (code) | Patents | % this metro | % top 250 |
|---|---------|--------------|-----------|
| Surgery... (606) | 643 | 4.3% | 4.9% |
| Dynamic magnetic information storage or retrieval... (360) | 620 | 4.2% | 10.7% |
| Error detection/correction and fault detection/rec... (714) | 527 | 3.5% | 4.5% |
| Electrical computers and digital processing system... (711) | 430 | 2.9% | 3.8% |
| Electrical computers and digital processing system... (709) | 405 | 2.7% | 1.6% |
| Multiplex communications... (370) | 373 | 2.5% | 1.1% |
| Drug, bio-affecting and body treating compositions... (514) | 316 | 2.1% | 1.4% |
| Computer-aided design and analysis of circuits and... (716) | 313 | 2.1% | 5% |
| Facsimile and static presentation processing... (358) | 301 | 2% | 7% |
| Data processing: database and file management or d... (707) | 300 | 2% | 1.3% |
| Electrical computers and digital processing system... (713) | 297 | 2% | 2.4% |
| Chemistry: molecular biology and microbiology... (435) | 271 | 1.8% | 1.5% |
| Data processing: measuring, calibrating, or testin... (702) | 263 | 1.8% | 3% |
| Telecommunications... (455) | 261 | 1.8% | 1.2% |
| Surgery... (600) | 256 | 1.7% | 2.3% |

| | | | |
|---|-----|------|------|
| Interactive video distribution systems... (725) | 252 | 1.7% | 5.5% |
| Computer graphics processing and selective visual ... (345) | 246 | 1.7% | 2.1% |
| Organic compounds -- part of the class 532-570 ser... (536) | 242 | 1.6% | 7.2% |
| Telephonic communications... (379) | 239 | 1.6% | 3.2% |
| Image analysis... (382) | 228 | 1.5% | 1.6% |
| Electrical computers and digital data processing s... (710) | 213 | 1.4% | 3.4% |
| Data processing: financial, business practice, man... (705) | 212 | 1.4% | 0.9% |
| Television... (348) | 200 | 1.3% | 3% |
| Dynamic information storage or retrieval... (369) | 198 | 1.3% | 17% |
| Communications: electrical... (340) | 187 | 1.3% | 1.6% |

Patents (by local inventors) assigned to local companies (top 25 or less):
 NOTE: this company count is likely less than the total company account above
 because the above count includes local companies with non-local inventors.

| Company Name | Patents |
|---|---------|
| Otter Products, LLC | 278 |
| Storage Technology Corporation | 182 |
| Array Biopharma Inc. | 109 |
| Dharmacon, Inc. | 108 |
| Colorado State University Research Foundation | 104 |
| Magpul Industries Corporation | 96 |
| Micro Motion, Inc. | 84 |
| Advanced Energy Industries, Inc. | 83 |
| Alliance For Sustainable Energy, LLC | 82 |
| Level 3 Communications, LLC | 79 |
| Water Pik, Inc. | 79 |
| Maxtor Corporation | 78 |
| DPHI Acquisitions, Inc. | 77 |
| Inphase Technologies, Inc. | 65 |
| Ricoh Production Print Solutions LLC | 65 |
| Bison Designs, LLC | 64 |
| Cable Television Laboratories, Inc. | 63 |
| Medtronic Navigation, Inc. | 62 |
| Vivant Medical, Inc. | 60 |
| InfoPrint Solutions Company, LLC | 56 |
| Nite Ize, Inc. | 54 |
| Spectra Logic Corporation | 48 |
| InfoPrint Solutions Company LLC | 45 |
| Magpul Industries Corp. | 45 |
| The Regents of the University of Colorado | 45 |

Top 25 (or less) local inventors:

| Inventor | Company | Patents |
|-----------------------|---|---------|
| Steven P. Young | Xilinx, Inc. | 109 |
| William Marshall | Dharmacon, Inc. | 102 |
| Anastasia Khvorova | Dharmacon, Inc. | 101 |
| Michael D. Ellis | United Video Properties, Inc. | 98 |
| Stephen Scaringe | Dharmacon, Inc. | 98 |
| Curtis R. Richardson | Otter Products, LLC | 76 |
| Richard Fitzpatrick | Magpul Industries Corporation | 72 |
| Steven J. Simske | Hewlett-Packard Development Company, L.P. | 66 |
| Joseph D. Brannan | Covidien LP | 65 |
| Ronald E. Pelrine | SRI International | 65 |
| Paul Roller Michaelis | Avaya Inc. | 64 |
| Brian James Kelleghan | Bison Designs, LLC | 62 |
| James G. Metz | Martek Biosciences Corporation | 55 |
| Roger B. Milne | Xilinx, Inc. | 48 |
| Cameron Magness | Otter Products, LLC | 43 |
| Ron J. Kadlec | DPHI Acquisitions, Inc. | 41 |

| | | |
|---------------------|--------------------------------|----|
| Stephen Willes | Otter Products, LLC | 41 |
| William R. Barclay | Martek Biosciences Corporation | 40 |
| Jonathan B. Ballagh | Xilinx, Inc. | 39 |
| Gary J. Banik | Wolverine World Wide, Inc. | 38 |
| Hongwei Song | LSI Corporation | 38 |
| Craig A. Weaver | Martek Biosciences Corporation | 37 |
| Jeffrey D. Stroomer | Xilinx, Inc. | 37 |
| Michael G. Robinson | RealD Inc. | 37 |
| Eli M. Wallace | Array BioPharma Inc. | 36 |

> BOWLING GREEN, KY [14540]

List of 18 included communities:

ALVATON, KY; AUBURN, KY; BEE SPRING, KY; BOWLING GREEN, KY; BROWNSVILLE, KY; CANEYVILLE, KY; CUB RUN, KY; DRAKE, KY; LEITCHFIELD, KY; MAMMOTH CAVE, KY; OAKLAND, KY; PARK CITY, KY; ROCKFIELD, KY; ROCKY HILL, KY; ROUNDHILL, KY; SMITHS GROVE, KY; SWEEDEN, KY; WOODBURN, KY

Economics:

| Indiv Tax Returns | Cum Indiv Income | Co Tax Returns | Cum Co Income |
|-------------------|------------------|----------------|---------------|
| 90750 | 4085889000 | 3560 | 158854000 |

Entity Counts:

| Org Type | Count |
|----------|-------|
| Company | 15 |
| HigherEd | 2 |

15 IP-based companies out of 3560 business tax returns = 0.42% in IP company density.

| Year | Est Population | Inventors | Inv / 1000 | Patents | Local Cos | Art Classes |
|------|----------------|-----------|------------|---------|-----------|-------------|
| 2005 | | 19 | | 14 | 4 | 10 |
| 2006 | | 18 | | 16 | 1 | 15 |
| 2007 | | 19 | | 15 | 4 | 13 |
| 2008 | | 13 | | 12 | 1 | 12 |
| 2009 | | 20 | | 14 | 2 | 12 |
| 2010 | 158599 | 25 | 0.16 | 17 | 2 | 15 |
| 2011 | 160504 | 31 | 0.19 | 29 | 1 | 20 |
| 2012 | 162352 | 23 | 0.14 | 23 | 3 | 20 |
| 2013 | 163841 | 19 | 0.12 | 17 | 3 | 15 |
| 2014 | 165732 | 16 | 0.1 | 17 | 3 | 14 |

| Inventors | Patents |
|-------------|---------|
| Totals: 119 | 174 |

Top 25 Art Classes:

| Art Class (code) | Patents | % this metro | % top 250 |
|---|---------|--------------|-----------|
| Communications: electrical... (340) | 10 | 5.7% | 0.1% |
| Conveyors: power-driven... (198) | 10 | 5.7% | 0.8% |
| Electricity: motive power systems... (318) | 6 | 3.4% | 0.3% |
| Stock material or miscellaneous articles... (428) | 6 | 3.4% | 0.1% |
| Stoves and furnaces... (126) | 6 | 3.4% | 0.9% |
| Internal-combustion engines... (123) | 5 | 2.9% | 0.1% |
| Land vehicles: wheels and axles... (301) | 5 | 2.9% | 0.8% |
| Boring or penetrating the earth... (175) | 4 | 2.3% | 0.2% |
| Chemical apparatus and process disinfecting, deodo... (422) | 4 | 2.3% | 0.1% |
| Illumination... (362) | 4 | 2.3% | 0.1% |
| Surgery... (604) | 4 | 2.3% | 0% |
| Telephonic communications... (379) | 4 | 2.3% | 0.1% |
| Ventilation... (454) | 4 | 2.3% | 0.9% |
| Electric lamp and discharge devices: systems... (315) | 3 | 1.7% | 0.1% |
| Data processing: measuring, calibrating, or testin... (702) | 3 | 1.7% | 0% |
| Combustion... (431) | 3 | 1.7% | 0.4% |

| | | | |
|---|---|------|------|
| Chemistry of inorganic compounds... (423) | 3 | 1.7% | 0.1% |
| Electricity: circuit makers and breakers... (200) | 3 | 1.7% | 0.3% |
| Measuring and testing... (73) | 3 | 1.7% | 0.2% |
| Telecommunications... (455) | 3 | 1.7% | 0% |
| Wells... (166) | 3 | 1.7% | 0% |
| Alloys or metallic compositions... (420) | 2 | 1.1% | 2% |
| Automatic temperature and humidity regulation... (236) | 2 | 1.1% | 0.6% |
| Adhesive bonding and miscellaneous chemical manufa... (156) | 2 | 1.1% | 0.1% |
| Coating implements with material supply... (401) | 2 | 1.1% | 0.2% |

Patents (by local inventors) assigned to local companies (top 25 or less):
 NOTE: this company count is likely less than the total company account above
 because the above count includes local companies with non-local inventors.

| Company Name | Patents |
|---|---------|
| Holley Performance Products, Inc. | 14 |
| HeathCo LLC | 8 |
| Microsensor Systems, Inc. | 5 |
| Desa IP, LLC | 5 |
| HeathCo, LLC | 4 |
| Quick Fuel Technology | 4 |
| Stoody Company | 3 |
| Holley Performance Products | 3 |
| Buckman Jet Drilling | 3 |
| HBF, Inc. | 2 |
| Fruit of the Loom, Inc. | 2 |
| Lee Masonry Products, LLC | 2 |
| TD Tools, Inc. | 2 |
| Western Kentucky University Research Foundation | 2 |
| Western Kentucky University | 2 |
| Union Underwear Company | 1 |
| Russell Brands, LLC | 1 |
| HealthCo LLC | 1 |
| Cellcorp USA, LLC | 1 |
| Buckman Jet Drilling, Inc. | 1 |

Top 25 (or less) local inventors:

| Inventor | Company | Patents |
|---------------------------|---|---------|
| Derek W. Schrock | Oy Halton Group Ltd. | 10 |
| James L. Layne | Span Tech LLC | 10 |
| Eric Pitchford | Desa IP, LLC | 9 |
| Griffin Bland | Desa IP, LLC | 8 |
| Shane Weckerly | Holley Performance Products, Inc. | 8 |
| Andrey Livchak | Oy Halton Group Ltd. | 7 |
| Andrey V. Livchak | Oy Halton Group Ltd. | 6 |
| Craig Higginbotham | Desa IP, LLC | 6 |
| Darrin W. Beardslee | Oy Halton Group Ltd. | 6 |
| Delbert E. Lucas | MTD Products Inc | 6 |
| Ross Everhard | Hennessy Industries, Inc. | 6 |
| Henry Haley | Desa IP, LLC | 5 |
| Henry Wohltjen | Microsensor Systems, Inc. | 5 |
| Joseph B. Lee, Jr. | Procom Heating, Inc. | 5 |
| Ronald Edward Anglikowski | HeathCo LLC | 5 |
| Amy Gieske | Holley Performance Products, Inc. | 4 |
| David Scott Bullard | HeathCo LLC | 4 |
| Fabian F. Morgan | International Business Machines Corporation | 4 |
| Frank Kelley St. Charles | R.J. Reynolds Tobacco Company | 4 |
| J. Michael Cude | Coeur, Inc. | 4 |
| Laura Shehan | Holley Performance Products, Inc. | 4 |
| Marvin Benoit | Quick Fuel Technology | 4 |

| | | |
|-------------------|-----------------------------------|---|
| Oswald Baasch | Holley Performance Products, Inc. | 4 |
| Blake Fowler | Desa IP, LLC | 3 |
| Charles A. Peters | Emerson Electric Co. | 3 |

> BREMERTON-SILVERDALE, WA [14740]

List of 21 included communities:

BAINBRIDGE ISLAND, WA; BREMERTON, WA; BURLEY, WA; GIG HARBOR, WA; HANSVILLE, WA; INDIANOLA, WA; KEYPORT, WA; KINGSTON, WA; MANCHESTER, WA; OLALLA, WA; PORT GAMBLE, WA; PORT ORCHARD, WA; POULSBO, WA; RETSIL, WA; ROLLINGBAY, WA; SEABECK, WA; SILVERDALE, WA; SOUTH COLBY, WA; SOUTHWORTH, WA; SUQUAMISH, WA; TRACYTON, WA

Economics:

| Indiv Tax Returns | Cum Indiv Income | Co Tax Returns | Cum Co Income |
|-------------------|------------------|----------------|---------------|
| 116950 | 7778082000 | 6750 | 240323000 |

Entity Counts:

| Org Type | Count |
|------------|-------|
| Company | 67 |
| Foundation | 1 |

67 IP-based companies out of 6750 business tax returns = 0.99% in IP company density.

| Year | Est Population | Inventors | Inv / 1000 | Patents | Local Cos | Art Classes |
|------|----------------|-----------|------------|---------|-----------|-------------|
| 2005 | | 76 | | 95 | 8 | 51 |
| 2006 | | 101 | | 132 | 8 | 67 |
| 2007 | | 109 | | 134 | 7 | 62 |
| 2008 | | 89 | | 98 | 2 | 60 |
| 2009 | | 118 | | 148 | 14 | 63 |
| 2010 | 251133 | 134 | 0.53 | 163 | 11 | 73 |
| 2011 | 254372 | 144 | 0.57 | 178 | 10 | 61 |
| 2012 | 254659 | 157 | 0.62 | 196 | 14 | 75 |
| 2013 | 253205 | 180 | 0.71 | 226 | 8 | 73 |
| 2014 | 254183 | 218 | 0.86 | 269 | 15 | 89 |

| Inventors | Patents |
|-------------|---------|
| Totals: 767 | 1639 |

Top 25 Art Classes:

| Art Class (code) | Patents | % this metro | % top 250 |
|---|---------|--------------|-----------|
| Electrical computers and digital processing system... (709) | 114 | 7% | 0.4% |
| Data processing: database and file management or d... (707) | 113 | 6.9% | 0.5% |
| Drug, bio-affecting and body treating compositions... (424) | 84 | 5.1% | 0.6% |
| Data processing: financial, business practice, man... (705) | 52 | 3.2% | 0.2% |
| Chemistry: natural resins or derivatives; peptides... (530) | 50 | 3.1% | 1.1% |
| Electrical computers and digital processing system... (713) | 50 | 3.1% | 0.4% |
| Optics: eye examining, vision testing and correcti... (351) | 48 | 2.9% | 2.7% |
| Chemistry: molecular biology and microbiology... (435) | 47 | 2.9% | 0.3% |
| Data processing: presentation processing of docume... (715) | 45 | 2.7% | 0.5% |
| Computer graphics processing and selective visual ... (345) | 35 | 2.1% | 0.3% |
| Image analysis... (382) | 35 | 2.1% | 0.3% |
| Telecommunications... (455) | 35 | 2.1% | 0.2% |
| Surgery... (606) | 33 | 2% | 0.3% |
| Data processing: artificial intelligence... (706) | 31 | 1.9% | 0.8% |
| Electrical computers and digital data processing s... (710) | 31 | 1.9% | 0.5% |
| Multiplex communications... (370) | 30 | 1.8% | 0.1% |

| | | | |
|---|----|------|------|
| Electrical computers and digital processing system... (711) | 28 | 1.7% | 0.2% |
| Information security... (726) | 27 | 1.6% | 0.3% |
| Surgery... (604) | 25 | 1.5% | 0.3% |
| Surgery: light, thermal, and electrical applicatio... (607) | 25 | 1.5% | 0.3% |
| Drug, bio-affecting and body treating compositions... (514) | 23 | 1.4% | 0.1% |
| Data processing: vehicles, navigation, and relativ... (701) | 20 | 1.2% | 0.2% |
| Electricity: electrical systems and devices... (361) | 20 | 1.2% | 0.2% |
| Electricity: measuring and testing... (324) | 19 | 1.2% | 0.2% |
| Surgery... (600) | 18 | 1.1% | 0.2% |

Patents (by local inventors) assigned to local companies (top 25 or less):
 NOTE: this company count is likely less than the total company account above
 because the above count includes local companies with non-local inventors.

| Company Name | Patents |
|-----------------------------------|---------|
| Eagle Harbor Holdings, LLC | 14 |
| VisionGate, Inc. | 8 |
| Leader Manufacturing, Inc. | 7 |
| Shear Tech, Inc. | 7 |
| Innovega, Inc. | 5 |
| Ozone International LLC | 4 |
| eAcceleration Corporation | 3 |
| Cutler Anderson Architects, PLLC | 3 |
| in the works | 3 |
| Medius, Inc. | 3 |
| Music Express, LLC | 3 |
| AGS Stainless, Inc. | 2 |
| Biosara Corporation | 2 |
| Differential Energy Products, LLC | 2 |
| eAcceleration Corp. | 2 |
| Eagle Harbor Holdings LLC | 2 |
| Emerald BioStructures, Inc. | 2 |
| Gabriel Patent Technologies, LLC | 2 |
| Haven of Rest | 2 |
| Innovega Inc. | 2 |
| Mariner Supply, Inc. | 2 |
| PacTool International Ltd | 2 |
| Safe Boats International L.L.C. | 2 |
| Stecher Proprietary Interests | 2 |
| SuperCritical Technologies, Inc. | 2 |

Top 25 (or less) local inventors:

| Inventor | Company | Patents |
|--------------------------|---|---------|
| Bradley E. Marshall | Amazon Technologies, Inc. | 65 |
| Michael A. Rothman | Intel Corporation | 48 |
| Julia E. Novak | ZymoGenetics, Inc. | 33 |
| William E. Ortyn | Amnis Corporation | 27 |
| Kenneth C. Creta | Intel Corporation | 24 |
| George H. Forman | Hewlett-Packard Development Company, L.P. | 23 |
| Matthew L. Tripp | Metaproteomics, LLC | 22 |
| Alistair K. Chan | Elwha LLC | 21 |
| John E. Mercer | Merlin Technology, Inc. | 17 |
| William Kokonaski | E-Vision, LLC | 16 |
| Clifford A. Oostman, Jr. | Restoration Robotics, Inc. | 15 |
| Antonio Campos-Neto | Corixa Corporation | 14 |
| Daniel O. Lukaczer | Metaproteomics, LLC | 14 |
| Gary K. Darland | Metaproteomics, LLC | 14 |
| George Forman | Hewlett-Packard Development Company, L.P. | 14 |
| William Kokonaski | PixelOptics, Inc. | 14 |
| Daniel N. Miller | Lockheed Martin Corporation | 13 |

| | | |
|---------------------|---|----|
| Robert Lerman | Metaproteomics, LLC | 13 |
| Alan D. Gatzke | Cisco Technology, Inc. | 12 |
| Brad E. Marshall | Amazon Technologies, Inc. | 12 |
| Daniel P. Carter | Intel Corporation | 12 |
| George Henry Forman | Hewlett-Packard Development Company, L.P. | 11 |
| Alan C. Nelson | VisionGate, Inc. | 10 |
| Dan Alan Preston | Eagle Harbor Holdings, LLC | 10 |
| Douglas R. Hansmann | Ekos Corporation | 10 |

> BRIDGEPORT-STAMFORD-NORWALK, CT [14860]

List of 35 included communities:

BETHEL, CT; BOTSFORD, CT; BRIDGEPORT, CT; BROOKFIELD, CT; COS COB, CT; DANBURY, CT; DARIEN, CT; EASTON, CT; FAIRFIELD, CT; GEORGETOWN, CT; GREENS FARMS, CT; GREENWICH, CT; HAWLEYVILLE, CT; MONROE, CT; NEW CANAAN, CT; NEW FAIRFIELD, CT; NEWTOWN, CT; NORWALK, CT; OLD GREENWICH, CT; REDDING CENTER, CT; REDDING RIDGE, CT; REDDING, CT; RIDGEFIELD, CT; RIVERSIDE, CT; SANDY HOOK, CT; SHELTON, CT; SHERMAN, CT; SOUTHPORT, CT; STAMFORD, CT; STEVENSON, CT; STRATFORD, CT; TRUMBULL, CT; WESTON, CT; WESTPORT, CT; WILTON, CT

Economics:

| Indiv Tax Returns | Cum Indiv Income | Co Tax Returns | Cum Co Income |
|-------------------|------------------|----------------|---------------|
| 445940 | 68599734000 | 42220 | 2652338000 |

Entity Counts:

| Org Type | Count |
|----------|-------|
| Company | 703 |
| HigherEd | 2 |

703 IP-based companies out of 42220 business tax returns = 1.67% in IP company density.

| Year | Est Population | Inventors | Inv / 1000 | Patents | Local Cos | Art Classes |
|------|----------------|-----------|------------|---------|-----------|-------------|
| 2005 | | 795 | | 778 | 141 | 200 |
| 2006 | | 851 | | 948 | 146 | 206 |
| 2007 | | 788 | | 812 | 131 | 187 |
| 2008 | | 778 | | 864 | 107 | 190 |
| 2009 | | 831 | | 900 | 129 | 186 |
| 2010 | 916829 | 1020 | 1.11 | 1233 | 130 | 206 |
| 2011 | 928722 | 998 | 1.07 | 1227 | 137 | 197 |
| 2012 | 935290 | 1016 | 1.09 | 1249 | 140 | 202 |
| 2013 | 942119 | 1088 | 1.15 | 1340 | 136 | 202 |
| 2014 | 945438 | 1111 | 1.18 | 1294 | 154 | 197 |

| Inventors | Patents |
|--------------|---------|
| Totals: 4728 | 10645 |

Top 25 Art Classes:

| Art Class (code) | Patents | % this metro | % top 250 |
|---|---------|--------------|-----------|
| Data processing: financial, business practice, man... (705) | 907 | 8.5% | 4% |
| Semiconductor device manufacturing: process... (438) | 613 | 5.8% | 3.1% |
| Active solid-state devices (e.g., transistors, sol... (257) | 438 | 4.1% | 2.5% |
| Amusement devices: games... (463) | 383 | 3.6% | 7.1% |
| Surgery... (606) | 374 | 3.5% | 2.8% |
| Elongated-member-driving apparatus... (227) | 363 | 3.4% | 29.4% |
| Drug, bio-affecting and body treating compositions... (514) | 354 | 3.3% | 1.6% |
| Electrical computers and digital processing system... (709) | 259 | 2.4% | 1% |
| Drug, bio-affecting and body treating compositions... (424) | 238 | 2.2% | 1.6% |
| Data processing: database and file management or d... (707) | 236 | 2.2% | 1% |
| Photocopying... (355) | 167 | 1.6% | 26.1% |
| Chemistry: electrical current producing apparatus,... (429) | 158 | 1.5% | 4.1% |
| Registers... (235) | 153 | 1.4% | 2.4% |

| | | | |
|---|-----|------|------|
| Image analysis... (382) | 131 | 1.2% | 0.9% |
| Communications: electrical... (340) | 129 | 1.2% | 1.1% |
| Radiant energy... (250) | 125 | 1.2% | 1.5% |
| Optical: systems and elements... (359) | 124 | 1.2% | 2% |
| Multiplex communications... (370) | 122 | 1.1% | 0.4% |
| Information security... (726) | 103 | 1% | 1.1% |
| Chemistry: molecular biology and microbiology... (435) | 102 | 1% | 0.6% |
| Data processing: measuring, calibrating, or testin... (702) | 101 | 0.9% | 1.1% |
| Surgery... (600) | 98 | 0.9% | 0.9% |
| Electrical computers and digital processing system... (713) | 97 | 0.9% | 0.8% |
| Data processing: speech signal processing, linguis... (704) | 93 | 0.9% | 1.8% |
| Data processing: generic control systems or specif... (700) | 85 | 0.8% | 1.4% |

Patents (by local inventors) assigned to local companies (top 25 or less):
 NOTE: this company count is likely less than the total company account above
 because the above count includes local companies with non-local inventors.

| Company Name | Patents |
|--|---------|
| Pitney Bowes Inc. | 556 |
| Walker Digital, LLC | 279 |
| Advanced Technology Materials, Inc. | 187 |
| Schlumberger Technology Corporation | 95 |
| Sikorsky Aircraft Corporation | 90 |
| Boehringer Ingelheim Pharmaceuticals, Inc. | 84 |
| Acme United Corporation | 76 |
| Conair Corporation | 73 |
| Tyco Healthcare Group LP | 68 |
| Bridgeport Fittings, Inc. | 63 |
| FuelCell Energy, Inc. | 63 |
| Purdue Pharma L.P. | 52 |
| Spine Wave, Inc. | 45 |
| Playtex Products, Inc. | 40 |
| Unger Marketing International, LLC | 35 |
| Unilever Home & Personal Care USA, division of Conopco, Inc. | 34 |
| The Sun Products Corporation | 33 |
| Centrix, Inc. | 30 |
| Inventor Holdings, LLC | 29 |
| Hubbell Incorporated | 24 |
| R.T. Vanderbilt Company, Inc. | 22 |
| Playtex Products, LLC | 20 |
| General Electric Capital Corporation | 19 |
| Medical Instill Technologies, Inc. | 19 |
| priceline.com Incorporated | 18 |

Top 25 (or less) local inventors:

| Inventor | Company | Patents |
|----------------------|---|---------|
| Jay S. Walker | Walker Digital, LLC | 255 |
| Jay S. Walker | IGT | 208 |
| Dureseti Chidambarao | International Business Machines Corporation | 175 |
| James A. Jorasch | Walker Digital, LLC | 135 |
| Jeffrey W. Sleight | International Business Machines Corporation | 131 |
| Frank J. Viola | Tyco Healthcare Group LP | 109 |
| James A. Jorasch | IGT | 106 |
| Thomas H. Baum | Advanced Technology Materials, Inc. | 100 |
| Timothy J. Dalton | International Business Machines Corporation | 95 |
| Daniel Py | Medical Instill Technologies, Inc. | 91 |
| Stephen C. Tulley | IGT | 86 |
| Arun Hampapur | International Business Machines Corporation | 76 |
| Robert A. Cordery | Pitney Bowes Inc. | 74 |
| Robert C. Tedesco | IGT | 66 |

| | | |
|-----------------------------|---|----|
| Stephen C. Tulley | Walker Digital, LLC | 66 |
| Michael P. Chudzik | International Business Machines Corporation | 62 |
| Geoffrey M. Gelman | IGT | 58 |
| Oliver C. Mullins | Schlumberger Technology Corporation | 56 |
| Chengwen Pei | International Business Machines Corporation | 55 |
| Frank J. Viola | Covidien LP | 54 |
| Magdalena M. Fincham | Walker Digital, LLC | 53 |
| Daniel E. Tedesco | Walker Digital, LLC | 49 |
| Chandrasekhar Narayanaswami | International Business Machines Corporation | 47 |
| Geoffrey M. Gelman | Walker Digital, LLC | 47 |
| Jeffrey F. Roeder | Advanced Technology Materials, Inc. | 47 |

> BROWNSVILLE-HARLINGEN, TX [15180]

List of 15 included communities:

BROWNSVILLE, TX; COMBES, TX; HARLINGEN, TX; LA FERIA, TX; LOS FRESNOS, TX; LOS INDIOS, TX; LOZANO, TX; LYFORD, TX; OLMITO, TX; PORT ISABEL, TX; RIO HONDO, TX; SAN BENITO, TX; SANTA MARIA, TX; SANTA ROSA, TX; SOUTH PADRE ISLAND, TX

Economics:

| Indiv Tax Returns | Cum Indiv Income | Co Tax Returns | Cum Co Income |
|-------------------|------------------|----------------|---------------|
| 155130 | 5643255000 | 3240 | 317880000 |

Entity Counts:

| Org Type | Count |
|----------|-------|
| Company | 6 |

6 IP-based companies out of 3240 business tax returns = 0.19% in IP company density.

| Year Est Population | Inventors | Inv / 1000 | Patents | Local Cos | Art Classes |
|---------------------|-----------|------------|---------|-----------|-------------|
| 2005 | 7 | | 3 | 1 | 3 |
| 2006 | 3 | | 5 | 1 | 4 |
| 2008 | 7 | | 8 | 2 | 8 |
| 2012 416048 | 6 | 0.01 | 6 | 1 | 6 |
| 2013 418217 | 10 | 0.02 | 11 | 2 | 10 |
| 2014 420392 | 12 | 0.03 | 16 | 2 | 14 |

| Inventors | Patents |
|------------|---------|
| Totals: 46 | 71 |

Top 25 Art Classes:

| Art Class (code) | Patents | % this metro | % top 250 |
|---|---------|--------------|-----------|
| Organic compounds -- part of the class 532-570 ser... (536) | 5 | 7% | 0.1% |
| Chemistry: molecular biology and microbiology... (435) | 4 | 5.6% | 0% |
| Multicellular living organisms and unmodified part... (800) | 4 | 5.6% | 0.1% |
| Prosthesis (i.e., artificial body members), parts ... (623) | 4 | 5.6% | 0.1% |
| Gas and liquid contact apparatus... (261) | 3 | 4.2% | 0.6% |
| Motor vehicles... (180) | 3 | 4.2% | 0.1% |
| Surgery... (606) | 3 | 4.2% | 0% |
| Concentrating evaporators... (159) | 2 | 2.8% | 5.1% |
| Data processing: financial, business practice, man... (705) | 2 | 2.8% | 0% |
| Electricity: battery or capacitor charging or disc... (320) | 2 | 2.8% | 0.1% |
| Land vehicles... (280) | 2 | 2.8% | 0% |
| Optical: systems and elements... (359) | 2 | 2.8% | 0% |
| Traversing hoists... (212) | 2 | 2.8% | 2.1% |
| Liquid purification or separation... (210) | 1 | 1.4% | 0% |
| Land vehicles: bodies and tops... (296) | 1 | 1.4% | 0% |
| Inductor devices... (336) | 1 | 1.4% | 0.1% |
| Hydraulic and earth engineering... (405) | 1 | 1.4% | 0.1% |
| Harvesters... (56) | 1 | 1.4% | 0.1% |
| Games using tangible projectile... (473) | 1 | 1.4% | 0% |
| Fluid sprinkling, spraying, and diffusing... (239) | 1 | 1.4% | 0.1% |
| Fluent material handling, with receiver or receive... (141) | 1 | 1.4% | 0.1% |

| | | | |
|---|---|------|------|
| Electricity: magnetically operated switches, magne... (335) | 1 | 1.4% | 0.1% |
| Electricity: electrical systems and devices... (361) | 1 | 1.4% | 0% |
| Electrical connectors... (439) | 1 | 1.4% | 0% |
| Drug, bio-affecting and body treating compositions... (424) | 1 | 1.4% | 0% |

Patents (by local inventors) assigned to local companies (top 25 or less):
 NOTE: this company count is likely less than the total company account above because the above count includes local companies with non-local inventors.

| Company Name | Patents |
|------------------------------------|---------|
| Perumala Corporation | 15 |
| Shallow Sport Boats of Texas, Inc. | 1 |
| New Core, Inc. | 1 |
| Multiple Electric Systems, L.L.C. | 1 |
| Logic Lures, Inc. | 1 |
| Impac Manufacturing, Inc. | 1 |
| Entrepure Industries, Inc. | 1 |

Top 25 (or less) local inventors:

| Inventor | Company | Patents |
|------------------------|---|---------|
| Madhavan Pisharodi | Perumala Corporation | 15 |
| T. Erik Mirkov | The Texas A&M University System | 10 |
| Daniel E. Davis | Volvo Construction Equipment AB | 3 |
| Francisco Loya, III | Hospitalists Now, Inc. | 2 |
| Lonnie Langston | International Dunnage, LLC | 2 |
| Mark Bauer | Universal Lighting Technologies, Inc. | 2 |
| Roger P. Boulter | Inproheat Industries Ltd. | 2 |
| T. Erik Mirkov | The Texas A & M University System | 2 |
| Volker M. Quetschke | University of Florida Research Foundation, Inc. | 2 |
| Branden A. Roberts | Logic Lures, Inc. | 1 |
| Branden Roberts | Logic Lures, Inc. | 1 |
| David Francis Courtney | Semtech Corporation | 1 |
| David Kretz | IP CARTONES Y CORRUGADOS, S. DE R.L. DE C.V. | 1 |
| David Kretz | INTERNATIONAL PAPER COMPANY | 1 |
| Diana Teixeira | Stanley Security Solutions, Inc. | 1 |
| Eleno Salinas | Logic Lures, Inc. | 1 |
| Eleno Salinas, Jr. | Logic Lures, Inc. | 1 |
| Freddy Arthur Barnabas | The Procter & Gamble Company | 1 |
| Guadalupe Acevedo | Duro Bag Manufacturing Company | 1 |
| Hui-An Ko | AmTRAN Technology Co., Ltd. | 1 |
| J. C. Kelley | Universal Lighting Technologies, Inc. | 1 |
| James C. Bates, Jr. | Kemet Electronics Corporation | 1 |
| James J. Walker | Modular Services Company | 1 |
| Jong Won Park | The Texas A&M University Systems | 1 |
| Juan Antonio Caballero | Simeken, Inc. | 1 |

> BUFFALO-NIAGARA FALLS, NY [15380]

List of 69 included communities:

AKRON, NY; ALDEN, NY; ANGOLA, NY; APPLETON, NY; ATHOL SPRINGS, NY; BARKER, NY; BASOM, NY; BOSTON, NY; BOWMANVILLE, NY; BRANT, NY; BUFFALO, NY; BURT, NY; CHAFFEE, NY; CLARENCE CENTER, NY; CLARENCE, NY; COLDEN, NY; COLLINS CENTER, NY; COLLINS, NY; CORFU, NY; COWLESVILLE, NY; CRITTENDEN, NY; DEPEW, NY; DERBY, NY; EAST AMHERST, NY; EAST AURORA, NY; EAST CONCORD, NY; EDEN, NY; ELMA, NY; FARNHAM, NY; GASPORT, NY; GETZVILLE, NY; GLENWOOD, NY; GOWANDA, NY; GRAND ISLAND, NY; HAMBURG, NY; HOLLAND, NY; IRVING, NY; LAKE VIEW, NY; LANCASTER, NY; LAWTONS, NY; LEWISTON, NY; LOCKPORT, NY; LYNDONVILLE, NY; MARILLA, NY; MEDINA, NY; MIDDLEPORT, NY; MODEL CITY, NY; NEWFANE, NY; NIAGARA FALLS, NY; NIAGARA UNIVERSITY, NY; NORTH BOSTON, NY; NORTH COLLINS, NY; NORTH EVANS, NY; NORTH TONAWANDA, NY; OLCOTT, NY; ORCHARD PARK, NY; RANSOMVILLE, NY; SANBORN, NY; SARDINIA, NY; SOUTH WALES, NY; SPRING BROOK, NY; SPRINGVILLE, NY; STELLA NIAGARA, NY; STRYKERSVILLE, NY; TONAWANDA, NY; WALES CENTER, NY; WEST FALLS, NY; WILSON, NY; YOUNGSTOWN, NY

Economics:

| Indiv Tax Returns | Cum Indiv Income | Co Tax Returns | Cum Co Income |
|-------------------|------------------|----------------|---------------|
| 565060 | 31884403000 | 22910 | 926778000 |

Entity Counts:

| Org Type | Count |
|----------|-------|
| Company | 215 |
| HigherEd | 1 |

215 IP-based companies out of 22910 business tax returns = 0.94% in IP company density.

| Year | Est Population | Inventors | Inv / 1000 | Patents | Local Cos | Art Classes |
|------|----------------|-----------|------------|---------|-----------|-------------|
| 2005 | | 270 | | 221 | 41 | 123 |
| 2006 | | 312 | | 257 | 49 | 119 |
| 2007 | | 251 | | 205 | 31 | 103 |
| 2008 | | 214 | | 174 | 29 | 101 |
| 2009 | | 266 | | 211 | 33 | 113 |
| 2010 | 1135509 | 314 | 0.28 | 250 | 40 | 113 |
| 2011 | 1135411 | 326 | 0.29 | 262 | 39 | 112 |
| 2012 | 1135067 | 366 | 0.32 | 296 | 43 | 129 |
| 2013 | 1136153 | 363 | 0.32 | 311 | 41 | 134 |
| 2014 | 1136360 | 367 | 0.32 | 322 | 47 | 133 |

| Inventors | Patents |
|--------------|---------|
| Totals: 1804 | 2509 |

Top 25 Art Classes:

| Art Class (code) | Patents | % this metro | % top 250 |
|---|---------|--------------|-----------|
| Organic compounds -- part of the class 532-570 ser... (570) | 131 | 5.2% | 41.9% |
| Surgery: light, thermal, and electrical applicatio... (607) | 95 | 3.8% | 1.3% |
| Chemistry: electrical current producing apparatus,... (429) | 81 | 3.2% | 2.1% |
| Drug, bio-affecting and body treating compositions... (514) | 57 | 2.3% | 0.3% |
| Compositions... (252) | 52 | 2.1% | 2.4% |
| Heat exchange... (165) | 50 | 2% | 4.5% |
| Electricity: electrical systems and devices... (361) | 43 | 1.7% | 0.5% |
| Gas separation: processes... (95) | 43 | 1.7% | 5.4% |
| Drug, bio-affecting and body treating compositions... (424) | 41 | 1.6% | 0.3% |

| | | | |
|---|----|------|------|
| Chemistry: molecular biology and microbiology... (435) | 40 | 1.6% | 0.2% |
| Image analysis... (382) | 39 | 1.6% | 0.3% |
| Amusement devices: toys... (446) | 38 | 1.5% | 4.6% |
| Cleaning compositions for solid surfaces, auxiliar... (510) | 37 | 1.5% | 2.1% |
| Stock material or miscellaneous articles... (428) | 37 | 1.5% | 0.5% |
| Chemical apparatus and process disinfecting, deodo... (422) | 32 | 1.3% | 0.7% |
| Chemistry of inorganic compounds... (423) | 32 | 1.3% | 1.3% |
| Refrigeration... (62) | 31 | 1.2% | 4.1% |
| Communications: electrical... (340) | 28 | 1.1% | 0.2% |
| Data processing: financial, business practice, man... (705) | 28 | 1.1% | 0.1% |
| Fluid handling... (137) | 28 | 1.1% | 1% |
| Incremental printing of symbolic information... (347) | 28 | 1.1% | 0.8% |
| Chairs and seats... (297) | 27 | 1.1% | 0.9% |
| Land vehicles: bodies and tops... (296) | 25 | 1% | 0.6% |
| Amusement devices... (472) | 24 | 1% | 7.8% |
| Surgery... (600) | 24 | 1% | 0.2% |

Patents (by local inventors) assigned to local companies (top 25 or less):
 NOTE: this company count is likely less than the total company account above
 because the above count includes local companies with non-local inventors.

| Company Name | Patents |
|--------------------------------------|---------|
| Greatbatch Ltd. | 152 |
| Health Research, Inc. | 46 |
| Wilson Greatbatch Technologies, Inc. | 32 |
| Multisorb Technologies, Inc. | 26 |
| Unifrax I LLC | 25 |
| Rich Products Corporation | 24 |
| Gaymar Industries, Inc. | 23 |
| Kinex Pharmaceuticals, LLC | 15 |
| Osmose, Inc. | 14 |
| AirSep Corporation | 13 |
| McGard LLC | 11 |
| Moog Inc. | 11 |
| Reichert, Inc. | 11 |
| Derrick Corporation | 9 |
| Carleton Technologies, Inc. | 8 |
| Confer Plastics, Inc. | 8 |
| Dynabrade, Inc. | 8 |
| McGard, LLC | 8 |
| Diversified Control, Inc. | 6 |
| Piramal Critical Care, Inc. | 6 |
| Cleveland Biolabs, Inc. | 5 |
| AVOX Systems Inc. | 5 |
| Fireline 520, LLC | 5 |
| Health Research Inc. | 5 |
| Leica Microsystems Inc. | 5 |

Top 25 (or less) local inventors:

| Inventor | Company | Patents |
|--------------------------|------------------------------|---------|
| Rajiv R. Singh | Honeywell International Inc. | 93 |
| Hsueh Sung Tung | Honeywell International Inc. | 77 |
| Christine A. Frysz | Greatbatch Ltd. | 48 |
| Warren S. Dabney | Greatbatch Ltd. | 43 |
| Hsueh S. Tung | Honeywell International Inc. | 37 |
| Konstantin A. Pokrovski | Honeywell International Inc. | 33 |
| Raymond Francis Drnevich | Praxair Technology, Inc. | 33 |
| Robert Shawn Johnson | Greatbatch Ltd. | 31 |
| Henry Edward Howard | Praxair Technology, Inc. | 27 |
| Daniel C. Merkel | Honeywell International Inc. | 26 |

| | | |
|------------------------|--------------------------------------|----|
| Holly Noelle Moschiano | Greatbatch Ltd. | 25 |
| Rajiv Ratna Singh | Honeywell International Inc. | 25 |
| Robert C. Johnson | Honeywell International Inc. | 22 |
| Ryan Hulse | Honeywell International Inc. | 20 |
| Paul G. Roetling | Xerox Corporation | 19 |
| David P. Wilson | Honeywell International Inc. | 18 |
| Esther S. Takeuchi | Wilson Greatbatch Technologies, Inc. | 18 |
| Jack C. Kitchens | Ultra-Scan Corporation | 17 |
| Michael Jackson | The Goodyear Tire & Rubber Company | 16 |
| Ronald M. Asbach | Mattel, Inc. | 16 |
| David G. Hangauer, Jr. | Kinex Pharmaceuticals, LLC | 14 |
| Edward P. Furlani | Eastman Kodak Company | 14 |
| John Henri Royal | Praxair Technology, Inc. | 14 |
| Mark William Ackley | Praxair Technology, Inc. | 14 |
| Roland E. Flick | Gaymar Industries, Inc. | 14 |

> BURLINGTON, NC [15500]

List of 16 included communities:

ALAMANCE, NC; ALTAMAHAW, NC; BURLINGTON, NC; ELON, NC; GIBSONVILLE, NC; GRAHAM, NC; HAW RIVER, NC; LIBERTY, NC; MEBANE, NC; PINNACLE, NC; PITTSBORO, NC; SANFORD, NC; SAXAPAHAW, NC; SILER CITY, NC; SNOW CAMP, NC; SWEPSONVILLE, NC

Economics:

| Indiv Tax Returns | Cum Indiv Income | Co Tax Returns | Cum Co Income |
|-------------------|------------------|----------------|---------------|
| 111250 | 5507316000 | 4650 | 163086000 |

Entity Counts:

| Org Type | Count |
|----------|-------|
| Company | 51 |

51 IP-based companies out of 4650 business tax returns = 1.1% in IP company density.

| Year Est Population | Inventors | Inv / 1000 | Patents | Local Cos | Art Classes |
|---------------------|-----------|------------|---------|-----------|-------------|
| 2005 | 55 | | 68 | 7 | 44 |
| 2006 | 63 | | 84 | 9 | 51 |
| 2007 | 42 | | 55 | 11 | 34 |
| 2008 | 52 | | 71 | 8 | 39 |
| 2009 | 60 | | 72 | 8 | 45 |
| 2010 151131 | 84 | 0.56 | 106 | 8 | 56 |
| 2011 152866 | 106 | 0.69 | 135 | 11 | 66 |
| 2012 153672 | 91 | 0.59 | 121 | 13 | 74 |
| 2013 154685 | 87 | 0.56 | 104 | 18 | 65 |
| 2014 155792 | 97 | 0.62 | 114 | 11 | 67 |

| Inventors | Patents |
|-------------|---------|
| Totals: 438 | 930 |

Top 25 Art Classes:

| Art Class (code) | Patents | % this metro | % top 250 |
|---|---------|--------------|-----------|
| Electrophotography... (399) | 58 | 6.2% | 3.1% |
| Drug, bio-affecting and body treating compositions... (514) | 42 | 4.5% | 0.2% |
| Multiplex communications... (370) | 35 | 3.8% | 0.1% |
| Telecommunications... (455) | 30 | 3.2% | 0.1% |
| Active solid-state devices (e.g., transistors, sol... (257) | 25 | 2.7% | 0.1% |
| Electrical computers and digital processing system... (709) | 25 | 2.7% | 0.1% |
| Pulse or digital communications... (375) | 22 | 2.4% | 0.2% |
| Optical waveguides... (385) | 21 | 2.3% | 0.3% |
| Optics: measuring and testing... (356) | 21 | 2.3% | 0.3% |
| Organic compounds -- part of the class 532-570 ser... (534) | 20 | 2.2% | 2.4% |
| Internal-combustion engines... (123) | 19 | 2% | 0.4% |
| Chemistry: molecular biology and microbiology... (435) | 16 | 1.7% | 0.1% |
| Data processing: database and file management or d... (707) | 16 | 1.7% | 0.1% |
| Multicellular living organisms and unmodified part... (800) | 15 | 1.6% | 0.3% |
| Electrical computers and digital processing system... (713) | 14 | 1.5% | 0.1% |
| Illumination... (362) | 13 | 1.4% | 0.3% |
| Semiconductor device manufacturing: process... (438) | 13 | 1.4% | 0.1% |

| | | | |
|---|----|------|------|
| Electricity: electrical systems and devices... (361) | 11 | 1.2% | 0.1% |
| Stock material or miscellaneous articles... (428) | 11 | 1.2% | 0.1% |
| Surgery... (604) | 11 | 1.2% | 0.1% |
| Chemistry: natural resins or derivatives; peptides... (530) | 10 | 1.1% | 0.2% |
| Butchering... (452) | 10 | 1.1% | 2.5% |
| Coded data generation or conversion... (341) | 10 | 1.1% | 0.3% |
| Communications: electrical... (340) | 10 | 1.1% | 0.1% |
| Error detection/correction and fault detection/rec... (714) | 10 | 1.1% | 0.1% |

Patents (by local inventors) assigned to local companies (top 25 or less):
 NOTE: this company count is likely less than the total company account above because the above count includes local companies with non-local inventors.

| Company Name | Patents |
|--|---------|
| Static Control Components, Inc. | 90 |
| Pentair Water Pool and Spa, Inc. | 15 |
| TriPath Imaging, Inc. | 7 |
| Immixt, LLC | 6 |
| Kingsdown, Incorporated | 3 |
| Causwave, Inc. | 3 |
| Zurn Industries, LLC | 3 |
| B.B. & S Knitting Consultants | 2 |
| Atlas Lighting Products, Inc. | 2 |
| Fjord, Inc. | 2 |
| Fjord, Inc | 2 |
| Integrated Training Solutions, Inc. | 2 |
| Concept Design Electronics and Manufacturing, Inc. | 2 |
| Jist Unlimited, LLC | 2 |
| Walter Kidde Portable Equipment, Inc. | 2 |
| Umbrella Technologies, Inc. | 1 |
| Statis Control Components, Inc. | 1 |
| Secure Silicon Layer, Inc. | 1 |
| Santronics, Inc. | 1 |
| Kingsdown, Inc. | 1 |
| Magneti Marelli Powertrain USA, LLC | 1 |
| Magneti Marelli Powertrain USA | 1 |
| Laboratory Corporation of America Holdings | 1 |
| Jet Hot, LLC | 1 |
| DPH Arms, Inc | 1 |

Top 25 (or less) local inventors:

| Inventor | Company | Patents |
|-----------------------|--|---------|
| Dennis J. May | Tipper Tie, Inc. | 56 |
| Robert P. Freese | Halliburton Energy Services, Inc. | 25 |
| Lynton R. Burchette | Static Control Components, Inc. | 23 |
| Paul W. Dent | Ericsson Inc. | 19 |
| Richard R. Tidwell | The University of North Carolina at Chapel Hill | 17 |
| Paul Wilkinson Dent | Telefonaktiebolaget LM Ericsson (publ) | 16 |
| Richard R. Tidwell | Georgia State University Research Foundation, Inc. | 16 |
| Lawrence Dale Lewis | Static Control Components, Inc. | 14 |
| Donald R. Huck | Static Control Components, Inc. | 12 |
| Thomas G. Coleman | Cree, Inc. | 12 |
| Donald D. Huck | Static Control Components, Inc. | 11 |
| James L. Ng | Cisco Technology, Inc. | 11 |
| Matthew P. Daniels | Parata Systems, LLC | 11 |
| Hudson M. Hobgood | Cree, Inc. | 10 |
| Ronald B. Robol | Pentair Water Pool and Spa, Inc. | 10 |
| Dennis J. May | Delaware Capital Formation, Inc. | 9 |
| Laura Cooper Schouten | Athenix Corp. | 9 |
| Robert Freese | Halliburton Energy Services, Inc. | 9 |

| | | |
|-------------------------|---|---|
| Warren D. Bailey | International Business Machines Corporation | 9 |
| Gary P. Fugitt | Meadwestvaco Corporation | 8 |
| Hudson McDonald Hobgood | Cree, Inc. | 8 |
| Paul E. Sims | Cree, Inc. | 8 |
| Paul Wilkinson Dent | Telefonaktiebolaget L M Ericsson (Publ) | 8 |
| Barry Wayne Allen | Tyco Electronics Corporation | 7 |
| Dean E. Hartley | Honda Motor Co., Ltd. | 7 |

> BURLINGTON-SOUTH BURLINGTON, VT [15540]

List of 44 included communities:

ALBURGH, VT; BAKERSFIELD, VT; BURLINGTON, VT; CAMBRIDGE, VT; CHARLOTTE, VT; COLCHESTER, VT; EAST BERKSHIRE, VT; EAST FAIRFIELD, VT; ENOSBURG FALLS, VT; ESSEX JUNCTION, VT; ESSEX, VT; FAIRFAX, VT; FAIRFIELD, VT; FRANKLIN, VT; GRAND ISLE, VT; HIGHGATE CENTER, VT; HIGHGATE SPRINGS, VT; HINESBURG, VT; HUNTINGTON, VT; ISLE LA MOTTE, VT; JEFFERSONVILLE, VT; JERICHO, VT; JONESVILLE, VT; MILTON, VT; MONTGOMERY CENTER, VT; MONTGOMERY, VT; NORTH HERO, VT; RICHFORD, VT; RICHMOND, VT; SAINT ALBANS BAY, VT; SAINT ALBANS, VT; SHELBURNE, VT; SHELDON SPRINGS, VT; SHELDON, VT; SOUTH BURLINGTON, VT; SOUTH HERO, VT; STARKSBORO, VT; SWANTON, VT; UNDERHILL CENTER, VT; UNDERHILL, VT; WATERBURY, VT; WESTFORD, VT; WILLISTON, VT; WINOOSKI, VT

Economics:

| Indiv Tax Returns | Cum Indiv Income | Co Tax Returns | Cum Co Income |
|-------------------|------------------|----------------|---------------|
| 122660 | 7907230000 | 7430 | 278240000 |

Entity Counts:

| Org Type | Count |
|----------|-------|
| Company | 88 |
| HigherEd | 7 |

88 IP-based companies out of 7430 business tax returns = 1.18% in IP company density.

| Year | Est Population | Inventors | Inv / 1000 | Patents | Local Cos | Art Classes |
|------|----------------|-----------|------------|---------|-----------|-------------|
| 2005 | | 475 | | 374 | 9 | 70 |
| 2006 | | 582 | | 473 | 13 | 76 |
| 2007 | | 608 | | 509 | 15 | 81 |
| 2008 | | 544 | | 494 | 9 | 81 |
| 2009 | | 593 | | 500 | 16 | 79 |
| 2010 | 211261 | 695 | 3.29 | 748 | 17 | 96 |
| 2011 | 212837 | 594 | 2.79 | 605 | 15 | 95 |
| 2012 | 213874 | 579 | 2.71 | 538 | 17 | 94 |
| 2013 | 215072 | 614 | 2.85 | 618 | 10 | 99 |
| 2014 | 216167 | 622 | 2.88 | 678 | 17 | 99 |

| Inventors | Patents |
|--------------|---------|
| Totals: 2572 | 5537 |

Top 25 Art Classes:

| Art Class (code) | Patents | % this metro | % top 250 |
|---|---------|--------------|-----------|
| Active solid-state devices (e.g., transistors, sol... (257) | 1191 | 21.5% | 6.7% |
| Semiconductor device manufacturing: process... (438) | 1113 | 20.1% | 5.7% |
| Computer-aided design and analysis of circuits and... (716) | 553 | 10% | 8.8% |
| Static information storage and retrieval... (365) | 384 | 6.9% | 4.3% |
| Error detection/correction and fault detection/rec... (714) | 225 | 4.1% | 1.9% |
| Miscellaneous active electrical nonlinear devices,... (327) | 147 | 2.7% | 3.1% |
| Electricity: measuring and testing... (324) | 127 | 2.3% | 1.6% |
| Data processing: measuring, calibrating, or testin... (702) | 100 | 1.8% | 1.1% |
| Electronic digital logic circuitry... (326) | 84 | 1.5% | 3% |
| Data processing: financial, business practice, man... (705) | 61 | 1.1% | 0.3% |
| Data processing: generic control systems or specif... (700) | 55 | 1% | 0.9% |

| | | | |
|---|----|------|------|
| Electricity: electrical systems and devices... (361) | 54 | 1% | 0.6% |
| Data processing: structural design, modeling, simu... (703) | 53 | 1% | 1.3% |
| Radiation imagery chemistry: process, composition,... (430) | 53 | 1% | 1.6% |
| Electrical computers and digital processing system... (713) | 51 | 0.9% | 0.4% |
| Plastic article or earthenware shaping or treating... (425) | 45 | 0.8% | 3.2% |
| Land vehicles... (280) | 42 | 0.8% | 0.8% |
| Data processing: database and file management or d... (707) | 36 | 0.7% | 0.2% |
| Electrical computers and digital data processing s... (710) | 33 | 0.6% | 0.5% |
| Electrical computers and digital processing system... (711) | 32 | 0.6% | 0.3% |
| Electrical computers and digital processing system... (712) | 31 | 0.6% | 1.2% |
| Image analysis... (382) | 30 | 0.5% | 0.2% |
| Pulse or digital communications... (375) | 30 | 0.5% | 0.2% |
| Oscillators... (331) | 28 | 0.5% | 1.9% |
| Communications: electrical... (340) | 27 | 0.5% | 0.2% |

Patents (by local inventors) assigned to local companies (top 25 or less):
 NOTE: this company count is likely less than the total company account above because the above count includes local companies with non-local inventors.

| Company Name | Patents |
|--|---------|
| The Burton Corporation | 41 |
| Microstrain, Inc. | 40 |
| The University of Vermont and State Agricultural College | 23 |
| Lab Partners Associates, Inc. | 20 |
| HIP Innovations, LLC | 19 |
| University of Vermont and State Agricultural College | 18 |
| The University of Vermont and State Agriculture College | 9 |
| University of Vermont | 7 |
| General Dynamics Armament and Technical Products | 6 |
| Franklin Foods, Inc. | 6 |
| Ascension Technology Corporation | 5 |
| Alken Inc. | 3 |
| BTI Holdings, Inc. | 3 |
| Keurig Green Mountain, Inc. | 3 |
| Lightning2 LLC | 3 |
| Micro Strain, Inc. | 3 |
| Nestech Machine Systems, Inc. | 3 |
| Vermont Safety Developments | 3 |
| Being Advanced Memory Corporation | 2 |
| Alken, Inc. | 2 |
| G.S. Blodgett Corporation | 2 |
| Greenwood Golf, Inc. | 2 |
| Hazelett Strip Casting Corporation | 2 |
| HIP Innovations LLC | 2 |
| Interphase Technologies, Inc. | 2 |

Top 25 (or less) local inventors:

| Inventor | Company | Patents |
|-------------------------|---|---------|
| Edward J. Nowak | International Business Machines Corporation | 379 |
| Jeffrey P. Gambino | International Business Machines Corporation | 252 |
| Brent A. Anderson | International Business Machines Corporation | 250 |
| Anthony K. Stamper | International Business Machines Corporation | 232 |
| Toshiharu Furukawa | International Business Machines Corporation | 182 |
| David V. Horak | International Business Machines Corporation | 155 |
| Arup Bhattacharyya | Micron Technology, Inc. | 150 |
| Clark A. Matis | Wolverine World Wide, Inc. | 130 |
| Andres Bryant | International Business Machines Corporation | 129 |
| Jed H. Rankin | International Business Machines Corporation | 124 |
| Grant A. Urie | Wolverine World Wide, Inc. | 120 |
| Robert J. Gauthier, Jr. | International Business Machines Corporation | 120 |

| | | |
|------------------------|---|-----|
| Wolfgang Sauter | International Business Machines Corporation | 113 |
| Zhong-Xiang He | International Business Machines Corporation | 112 |
| William R. Tonti | International Business Machines Corporation | 104 |
| Sebastian T. Ventrone | International Business Machines Corporation | 102 |
| Steven H. Voldman | International Business Machines Corporation | 100 |
| John J. Ellis-Monaghan | International Business Machines Corporation | 97 |
| Kerry Bernstein | International Business Machines Corporation | 93 |
| Robert M. Rassel | International Business Machines Corporation | 92 |
| James W. Adkisson | International Business Machines Corporation | 86 |
| Timothy H. Daubenspeck | International Business Machines Corporation | 86 |
| Junjun Li | International Business Machines Corporation | 84 |
| Mark C. Hakey | International Business Machines Corporation | 79 |
| Mark D. Jaffe | International Business Machines Corporation | 75 |

> CANTON-MASSILLON, OH [15940]

List of 51 included communities:

ALLIANCE, OH; AMSTERDAM, OH; ATWATER, OH; AUGUSTA, OH; BEACH CITY, OH; BERGHOLZ, OH; BOLIVAR, OH; BOWERSTON, OH; BREWSTER, OH; CANAL FULTON, OH; CANTON, OH; CARROLLTON, OH; CLINTON, OH; DALTON, OH; DELLROY, OH; DENNISON, OH; DUNDEE, OH; EAST CANTON, OH; EAST ROCHESTER, OH; EAST SPARTA, OH; GREENTOWN, OH; HARLEM SPRINGS, OH; HARTVILLE, OH; HOMEWORTH, OH; JEWETT, OH; KENSINGTON, OH; LEESVILLE, OH; LIMAVILLE, OH; LOUISVILLE, OH; MAGNOLIA, OH; MALVERN, OH; MARSHALLVILLE, OH; MASSILLON, OH; MAXIMO, OH; MECHANICSTOWN, OH; MIDDLEBRANCH, OH; MINERAL CITY, OH; MINERVA, OH; MOGADORE, OH; NAVARRE, OH; NORTH CANTON, OH; NORTH LAWRENCE, OH; PARIS, OH; ROBERTSVILLE, OH; SALINEVILLE, OH; SCIO, OH; SHERRODSVILLE, OH; STRASBURG, OH; UNIONTOWN, OH; WAYNESBURG, OH; WILMOT, OH

Economics:

| Indiv Tax Returns | Cum Indiv Income | Co Tax Returns | Cum Co Income |
|-------------------|------------------|----------------|---------------|
| 250060 | 12750418000 | 10850 | 409351000 |

Entity Counts:

| Org Type | Count |
|----------|-------|
| Company | 122 |

122 IP-based companies out of 10850 business tax returns = 1.12% in IP company density.

| Year | Est Population | Inventors | Inv / 1000 | Patents | Local Cos | Art Classes |
|------|----------------|-----------|------------|---------|-----------|-------------|
| 2005 | | 230 | | 164 | 25 | 85 |
| 2006 | | 304 | | 252 | 25 | 92 |
| 2007 | | 301 | | 227 | 19 | 87 |
| 2008 | | 291 | | 236 | 22 | 88 |
| 2009 | | 296 | | 248 | 18 | 93 |
| 2010 | 404422 | 305 | 0.75 | 286 | 23 | 101 |
| 2011 | 403119 | 316 | 0.78 | 298 | 28 | 95 |
| 2012 | 403404 | 298 | 0.74 | 307 | 24 | 102 |
| 2013 | 403493 | 369 | 0.91 | 302 | 23 | 95 |
| 2014 | 403923 | 302 | 0.75 | 280 | 31 | 102 |

| Inventors | Patents |
|--------------|---------|
| Totals: 1396 | 2600 |

Top 25 Art Classes:

| Art Class (code) | Patents | % this metro | % top 250 |
|---|---------|--------------|-----------|
| Registers... (235) | 598 | 23% | 9.6% |
| Resilient tires and wheels... (152) | 100 | 3.8% | 10.4% |
| Synthetic resins or natural rubbers -- part of the... (525) | 85 | 3.3% | 3% |
| Data processing: financial, business practice, man... (705) | 79 | 3% | 0.3% |
| Synthetic resins or natural rubbers -- part of the... (526) | 64 | 2.5% | 3.2% |
| Synthetic resins or natural rubbers -- part of the... (524) | 62 | 2.4% | 2% |
| Land vehicles... (280) | 60 | 2.3% | 1.1% |
| Communications: electrical... (340) | 54 | 2.1% | 0.5% |
| Adhesive bonding and miscellaneous chemical manufa... (156) | 52 | 2% | 1.5% |
| Dispensing... (222) | 34 | 1.3% | 1.6% |
| Stock material or miscellaneous articles... (428) | 30 | 1.2% | 0.4% |
| Planetary gear transmission systems or components... (475) | 27 | 1% | 1.6% |

| | | | |
|---|----|------|------|
| Multiplex communications... (370) | 26 | 1% | 0.1% |
| Conveyors: fluid current... (406) | 24 | 0.9% | 3.6% |
| Land vehicles: bodies and tops... (296) | 24 | 0.9% | 0.6% |
| Plastic and nonmetallic article shaping or treatin... (264) | 23 | 0.9% | 0.7% |
| Mechanical guns and projectors... (124) | 21 | 0.8% | 3.1% |
| Road structure, process, or apparatus... (404) | 20 | 0.8% | 2% |
| 192 clutches and power-stop control... (192) | 19 | 0.7% | 2.8% |
| Plastic article or earthenware shaping or treating... (425) | 19 | 0.7% | 1.4% |
| Bearings... (384) | 18 | 0.7% | 3.5% |
| Radiant energy... (250) | 18 | 0.7% | 0.2% |
| Surgery... (606) | 18 | 0.7% | 0.1% |
| Synthetic resins or natural rubbers -- part of the... (528) | 18 | 0.7% | 1% |
| Synthetic resins or natural rubbers -- part of the... (521) | 17 | 0.7% | 1.3% |

Patents (by local inventors) assigned to local companies (top 25 or less):
 NOTE: this company count is likely less than the total company account above
 because the above count includes local companies with non-local inventors.

| Company Name | Patents |
|--|---------|
| Diebold, Incorporated | 317 |
| Diebold Self-Service Systems division of Diebold, Incorporat | 301 |
| The Timken Company | 93 |
| The Hoover Company | 80 |
| Diebold Self-Service Systems, division of Diebold, Incorpora | 67 |
| Diebold Self-Service Systems | 36 |
| Mac Trailer Manufacturing, Inc. | 23 |
| Midwest Industrial Supply, Inc. | 22 |
| Miller Weldmaster Corporation | 18 |
| Progressive Foam Technologies, Inc. | 18 |
| Snyder National Corporation | 15 |
| Diebold Self-Service Systems a division of Diebold, Incorpor | 13 |
| Heat Surge, LLC | 13 |
| Diebold Incorporated | 10 |
| H-P Products, Inc. | 10 |
| Nexpak Corporation | 10 |
| Diebold Self-Service Systems division of Diebold Incorporate | 9 |
| Air Suspensions, Inc. | 8 |
| Ohio Gratings, Inc. | 8 |
| U.S. Technology Corporation | 8 |
| Green Industry Innovators, L.L.C. | 6 |
| LG Fuel Cell Systems Inc. | 6 |
| Summit Glove Inc. | 6 |
| Creative Edge Design Group, Ltd. | 5 |
| Rolls-Royce Fuel Cell Systems (US) Inc. | 5 |

Top 25 (or less) local inventors:

| Inventor | Company | Patents |
|------------------------|---|---------|
| Natarajan Ramachandran | Diebold Self-Service Systems division of Diebold, | 111 |
| Jonathan James Shondel | The Goodyear Tire & Rubber Company | 99 |
| Mark D. Smith | Diebold, Incorporated | 97 |
| Jay Paul Drummond | Diebold, Incorporated | 79 |
| H. Thomas Graef | Diebold Self-Service Systems division of Diebold, | 70 |
| Dale Edward Umstot | The Goodyear Tire & Rubber Company | 56 |
| James Block | Diebold Self-Service Systems division of Diebold, | 51 |
| James Meek | Diebold, Incorporated | 48 |
| Natarajan Ramachandran | Diebold, Incorporated | 46 |
| Todd Galloway | Diebold, Incorporated | 45 |
| H. Thomas Graef | Diebold, Incorporated | 44 |
| Martin J. Brown | Diebold, Incorporated | 44 |
| Robert W. Barnett | Diebold, Incorporated | 44 |

| | | |
|----------------------|---|----|
| Bob A. Cichon | Diebold, Incorporated | 43 |
| Mike Ryan | Diebold, Incorporated | 43 |
| Tim Crews | Diebold Self-Service Systems division of Diebold, | 41 |
| James R. Kay | Diebold, Incorporated | 39 |
| Dale Blackson | Diebold, Incorporated | 38 |
| Dale H. Blackson | Diebold Self-Service Systems division of Diebold, | 38 |
| Mark A. Ward | Diebold, Incorporated | 38 |
| Tim Crews | Diebold, Incorporated | 37 |
| Neil Gromley | Diebold, Incorporated | 36 |
| William D. Beskitt | Diebold Self-Service Systems division of Diebold, | 36 |
| Delwyn Lovell Harvey | The Goodyear Tire & Rubber Company | 35 |
| Dale H. Blackson | Diebold, Incorporated | 34 |

> CAPE CORAL-FORT MYERS, FL [15980]

List of 17 included communities:

ALVA, FL; BOCA GRANDE, FL; BOKEELIA, FL; BONITA SPRINGS, FL; CAPE CORAL, FL; CAPTIVA, FL; ESTERO, FL; FORT MYERS BEACH, FL; FORT MYERS, FL; IMMOKALEE, FL; LEHIGH ACRES, FL; NAPLES, FL; NORTH FORT MYERS, FL; PINELAND, FL; PUNTA GORDA, FL; SAINT JAMES CITY, FL; SANIBEL, FL

Economics:

| Indiv Tax Returns | Cum Indiv Income | Co Tax Returns | Cum Co Income |
|-------------------|------------------|----------------|---------------|
| 304890 | 20934743000 | 30220 | 709150000 |

Entity Counts:

| Org Type | Count |
|----------|-------|
| Company | 146 |
| HigherEd | 1 |

146 IP-based companies out of 30220 business tax returns = 0.48% in IP company density.

| Year | Est Population | Inventors | Inv / 1000 | Patents | Local Cos | Art Classes |
|------|----------------|-----------|------------|---------|-----------|-------------|
| 2005 | | 79 | | 81 | 9 | 59 |
| 2006 | | 116 | | 132 | 15 | 80 |
| 2007 | | 89 | | 87 | 14 | 66 |
| 2008 | | 70 | | 74 | 15 | 51 |
| 2009 | | 88 | | 89 | 16 | 55 |
| 2010 | 618754 | 110 | 0.18 | 121 | 18 | 76 |
| 2011 | 631412 | 113 | 0.18 | 126 | 23 | 66 |
| 2012 | 644988 | 148 | 0.23 | 146 | 26 | 88 |
| 2013 | 661336 | 175 | 0.26 | 178 | 27 | 94 |
| 2014 | 679513 | 177 | 0.26 | 171 | 36 | 84 |

| Inventors | Patents |
|-------------|---------|
| Totals: 827 | 1205 |

Top 25 Art Classes:

| Art Class (code) | Patents | % this metro | % top 250 |
|---|---------|--------------|-----------|
| Surgery... (606) | 113 | 9.4% | 0.9% |
| Prosthesis (i.e., artificial body members), parts ... (623) | 38 | 3.2% | 0.6% |
| Data processing: financial, business practice, man... (705) | 35 | 2.9% | 0.2% |
| Surgery... (604) | 26 | 2.2% | 0.3% |
| Communications: electrical... (340) | 25 | 2.1% | 0.2% |
| Chemical apparatus and process disinfecting, deodo... (422) | 22 | 1.8% | 0.5% |
| Electrical computers and digital processing system... (709) | 22 | 1.8% | 0.1% |
| Liquid purification or separation... (210) | 19 | 1.6% | 0.4% |
| Drug, bio-affecting and body treating compositions... (424) | 18 | 1.5% | 0.1% |
| Drug, bio-affecting and body treating compositions... (514) | 18 | 1.5% | 0.1% |
| Games using tangible projectile... (473) | 18 | 1.5% | 0.4% |
| Stock material or miscellaneous articles... (428) | 15 | 1.2% | 0.2% |
| Firearms... (42) | 14 | 1.2% | 1.1% |
| Multicellular living organisms and unmodified part... (800) | 14 | 1.2% | 0.2% |
| Fluid handling... (137) | 13 | 1.1% | 0.4% |
| Prime-mover dynamo plants... (290) | 13 | 1.1% | 1% |

| | | | |
|---|----|------|------|
| Telecommunications... (455) | 13 | 1.1% | 0.1% |
| Illumination... (362) | 12 | 1% | 0.2% |
| Chemistry: molecular biology and microbiology... (435) | 11 | 0.9% | 0.1% |
| Data processing: generic control systems or specif... (700) | 11 | 0.9% | 0.2% |
| Glass manufacturing... (65) | 11 | 0.9% | 9.2% |
| Land vehicles... (280) | 11 | 0.9% | 0.2% |
| Exercise devices... (482) | 10 | 0.8% | 0.4% |
| Ships... (114) | 10 | 0.8% | 0.7% |
| Surgery: splint, brace, or bandage... (602) | 10 | 0.8% | 0.4% |

Patents (by local inventors) assigned to local companies (top 25 or less):
 NOTE: this company count is likely less than the total company account above
 because the above count includes local companies with non-local inventors.

| Company Name | Patents |
|---|---------|
| Arthrex, Inc. | 170 |
| Geofeedia, Inc. | 7 |
| Shaw Aero Devices, Inc. | 7 |
| Geofeedr, Inc. | 6 |
| Algenol Biotech LLC | 5 |
| Haynes Corporation | 5 |
| Inovo, Inc. | 5 |
| Magarl, LLC | 5 |
| Edward J. Ruff Development, Inc. | 4 |
| HF Scientific, Inc. | 4 |
| Immunopath Profile, Inc. | 4 |
| Biomech Golf, LLC | 3 |
| Algenol Biofuels Inc. | 3 |
| Century-Board USA LLC | 3 |
| Collar ID, LLC | 3 |
| Global Biomedical Technologies, LLC | 3 |
| HerbalScience, LLC | 3 |
| S9, LLC | 3 |
| Ultra-Tech Enterprises, Inc. | 3 |
| Vexpro, LLC | 3 |
| Advanced Intellectual Property Group, LLC | 2 |
| Balance Gym LLC | 2 |
| Algenol Biofuels Switzerland GmbH | 2 |
| Cejay Engineering, LLC | 2 |
| Encell Composites, LLC | 2 |

Top 25 (or less) local inventors:

| Inventor | Company | Patents |
|------------------------|-------------------------------|---------|
| Wendy R. Bergman | Yoder Brothers, Inc. | 74 |
| Mark A. Smith | Yoder Brothers, Inc. | 65 |
| Mark A. Smith | Syngenta Crop Protection AG | 45 |
| Reinhold Schmieding | Arthrex, Inc. | 44 |
| Kevin Ellsworth | Vector Products, Inc. | 30 |
| Cornelis P. Vandenberg | Yoder Brothers, Inc. | 29 |
| Peter J. Dreyfuss | Arthrex, Inc. | 29 |
| Ricardo Albertorio | Arthrex, Inc. | 22 |
| Mark A. Smith | Yoder Brothers Inc. | 20 |
| R. Donald Grafton | Arthrex, Inc. | 14 |
| Jacob A. Jolly | Arthrex, Inc. | 13 |
| Wendy R. Bergman | Yoder Brothers Inc. | 13 |
| Charles E. Taylor | Sharper Image Acquisition LLC | 12 |
| Martin Krauss | Adhezion Biomedical, LLC | 12 |
| Richard B. Pitbladdo | Corning Incorporated | 12 |
| Philip S. O'Quinn | Arthrex, Inc. | 11 |
| Randall L. Hacker | Arthrex, Inc. | 10 |

| | | |
|----------------------|---------------------------|---|
| Charles E. Taylor | Sharper Image Corporation | 9 |
| Eric S. Zajac | Arthrex, Inc. | 7 |
| James M. Helms | Ibis Tek, LLC | 7 |
| John L. Aker | Applied Concepts, Inc. | 7 |
| Scott K. Mitchell | Geofeedia, Inc. | 7 |
| Thomas Dooney, Jr. | Arthrex, Inc. | 7 |
| William C. Benavitz | Arthrex, Inc. | 7 |
| David C. Koogle, Jr. | Arthrex, Inc. | 6 |

> CEDAR RAPIDS, IA [16300]

List of 61 included communities:

ALBURNETT, IA; AMANA, IA; ANAMOSA, IA; ATKINS, IA; BELLE PLAINE, IA; BERNARD, IA; BLAIRSTOWN, IA; BRANDON, IA; CASCADE, IA; CEDAR RAPIDS, IA; CENTER JUNCTION, IA; CENTER POINT, IA; CENTRAL CITY, IA; CLARENCE, IA; COGGON, IA; DYSART, IA; ELBERON, IA; ELY, IA; FAIRFAX, IA; FREMONT, IA; GARRISON, IA; HIAWATHA, IA; HOPKINTON, IA; KEYSTONE, IA; LA PORTE CITY, IA; LANGWORTHY, IA; LISBON, IA; LUZERNE, IA; MARENGO, IA; MARION, IA; MARTELLE, IA; MECHANICSVILLE, IA; MONMOUTH, IA; MONTICELLO, IA; MORLEY, IA; MOUNT AUBURN, IA; MOUNT VERNON, IA; MUSCATINE, IA; NEWHALL, IA; NORWAY, IA; OLIN, IA; ONSLOW, IA; OXFORD JUNCTION, IA; PALO, IA; PRAIRIEBURG, IA; ROBINS, IA; SHELLSBURG, IA; SOLON, IA; SPRINGVILLE, IA; SWISHER, IA; TODDVILLE, IA; TROY MILLS, IA; URBANA, IA; VAN HORNE, IA; VINTON, IA; VIOLA, IA; WALFORD, IA; WALKER, IA; WATKINS, IA; WELLMAN, IA; WYOMING, IA

Economics:

| Indiv Tax Returns | Cum Indiv Income | Co Tax Returns | Cum Co Income |
|-------------------|------------------|----------------|---------------|
| 171100 | 10560257000 | 9380 | 241672000 |

Entity Counts:

| Org Type | Count |
|----------|-------|
| Company | 84 |
| HigherEd | 1 |

84 IP-based companies out of 9380 business tax returns = 0.9% in IP company density.

| Year | Est Population | Inventors | Inv / 1000 | Patents | Local Cos | Art Classes |
|------|----------------|-----------|------------|---------|-----------|-------------|
| 2005 | | 169 | | 128 | 16 | 69 |
| 2006 | | 198 | | 136 | 14 | 67 |
| 2007 | | 216 | | 127 | 18 | 55 |
| 2008 | | 201 | | 130 | 14 | 57 |
| 2009 | | 258 | | 194 | 15 | 72 |
| 2010 | 257940 | 262 | 1.02 | 196 | 13 | 64 |
| 2011 | 260862 | 326 | 1.25 | 239 | 17 | 81 |
| 2012 | 261686 | 285 | 1.09 | 228 | 17 | 80 |
| 2013 | 262348 | 358 | 1.36 | 281 | 22 | 94 |
| 2014 | 263885 | 413 | 1.57 | 348 | 21 | 94 |

| Inventors | Patents |
|--------------|---------|
| Totals: 1394 | 2007 |

Top 25 Art Classes:

| Art Class (code) | Patents | % this metro | % top 250 |
|---|---------|--------------|-----------|
| Telecommunications... (455) | 145 | 7.2% | 0.6% |
| Communications: directive radio wave systems and d... (342) | 127 | 6.3% | 4.2% |
| Multicellular living organisms and unmodified part... (800) | 127 | 6.3% | 2.2% |
| Data processing: vehicles, navigation, and relativ... (701) | 108 | 5.4% | 1.2% |
| Multiplex communications... (370) | 104 | 5.2% | 0.3% |
| Pulse or digital communications... (375) | 83 | 4.1% | 0.6% |
| Communications: electrical... (340) | 71 | 3.5% | 0.6% |
| Communications: radio wave antennas... (343) | 59 | 2.9% | 2% |
| Amplifiers... (330) | 57 | 2.8% | 2.6% |
| Electricity: electrical systems and devices... (361) | 47 | 2.3% | 0.6% |

| | | | |
|---|----|------|------|
| Computer graphics processing and selective visual ... (345) | 44 | 2.2% | 0.4% |
| Registers... (235) | 38 | 1.9% | 0.6% |
| Supports: cabinet structure... (312) | 36 | 1.8% | 5.3% |
| Prosthesis (i.e., artificial body members), parts ... (623) | 28 | 1.4% | 0.5% |
| Electrical computers and digital processing system... (709) | 27 | 1.3% | 0.1% |
| Chairs and seats... (297) | 25 | 1.2% | 0.8% |
| Telephonic communications... (379) | 24 | 1.2% | 0.3% |
| Electrical computers and digital processing system... (713) | 22 | 1.1% | 0.2% |
| Interactive video distribution systems... (725) | 19 | 0.9% | 0.4% |
| Electricity: circuit makers and breakers... (200) | 17 | 0.8% | 1.7% |
| Image analysis... (382) | 17 | 0.8% | 0.1% |
| Solid material comminution or disintegration... (241) | 17 | 0.8% | 1.6% |
| Food or edible material: processes, compositions, ... (426) | 16 | 0.8% | 0.8% |
| Data processing: database and file management or d... (707) | 15 | 0.7% | 0.1% |
| Electricity: magnetically operated switches, magne... (335) | 15 | 0.7% | 1.2% |

Patents (by local inventors) assigned to local companies (top 25 or less):
 NOTE: this company count is likely less than the total company account above
 because the above count includes local companies with non-local inventors.

| Company Name | Patents |
|-------------------------------------|---------|
| Rockwell Collins, Inc. | 797 |
| HNI Technologies Inc. | 42 |
| Rockwell Collins | 35 |
| Lightwaves Systems, Inc. | 31 |
| Grain Processing Corporation | 23 |
| HON Technology Inc. | 13 |
| Hunter's Specialties, Inc. | 13 |
| HNI Corporation | 9 |
| Vector Corporation | 8 |
| Tripletail Ventures, Inc. | 7 |
| GYCO, Inc. | 6 |
| Cedarapids, Inc. | 6 |
| Weems Industries, Inc. | 6 |
| Crystal Group Inc. | 5 |
| HNI Technologies, Inc. | 4 |
| Decisionmark Corp. | 4 |
| Bridgestone Bandag, LLC | 4 |
| Mitec Incorporated | 4 |
| Rockwell Collins Inc. | 4 |
| Softronics, Ltd. | 4 |
| ACP, Inc. | 3 |
| Lightwaves Systems Inc. | 3 |
| Marpec, Inc. | 3 |
| Nelson Manufacturing Company | 3 |
| Alphagen Materials Technology, Inc. | 2 |

Top 25 (or less) local inventors:

| Inventor | Company | Patents |
|-------------------|--------------------------|---------|
| Daniel L. Woodell | Rockwell Collins, Inc. | 70 |
| Gary R. Stangland | Monsanto Technology LLC | 61 |
| James B. West | Rockwell Collins, Inc. | 34 |
| David M. Snyder | Lightwaves Systems, Inc. | 31 |
| Ronald L. Mahany | Broadcom Corporation | 30 |
| Sarah Barber | Rockwell Collins, Inc. | 28 |
| James P. Mitchell | Rockwell Collins, Inc. | 27 |
| Leslie D. Baych | Lightwaves Systems, Inc. | 27 |
| Lee M. Paulsen | Rockwell Collins, Inc. | 26 |
| Bruce D. Melick | Lightwaves Systems, Inc. | 25 |
| Chad J. Rotter | Whirlpool Corporation | 25 |

| | | |
|-----------------------|-------------------------------------|----|
| David S. Ripley | Skyworks Solutions, Inc. | 25 |
| Ross K. Wilcoxon | Rockwell Collins, Inc. | 25 |
| David E. Jones | RF Micro Devices, Inc. | 24 |
| Patrick D. McCusker | Rockwell Collins, Inc. | 24 |
| Robert J. Frank | Rockwell Collins, Inc. | 23 |
| James D. Sampica | Rockwell Collins, Inc. | 22 |
| Jeffery A. Finley | Rockwell Collins, Inc. | 22 |
| Paul R. Nemeth | Rockwell Collins, Inc. | 21 |
| Roy E. Robertson | Rockwell Collins, Inc. | 21 |
| David Bernard Fischer | Pioneer Hi-Bred International, Inc. | 20 |
| Dean A. Martin | Whirlpool Corporation | 20 |
| Brian J. Herting | Rockwell Collins, Inc. | 19 |
| Jay R. Machael | HNI Technologies Inc. | 19 |
| Steven E. Koenck | Rockwell Collins, Inc. | 19 |

> CHAMPAIGN-URBANA, IL [16580]

List of 64 included communities:

ALLERTON, IL; ANCHOR, IL; ARTHUR, IL; ATWOOD, IL; BEMENT, IL; BONDVILLE, IL; BROADLANDS, IL; BUCKINGHAM, IL; BUCKLEY, IL; CABERY, IL; CERRO GORDO, IL; CHAMPAIGN, IL; CHATSWORTH, IL; CISCO, IL; CROPSEY, IL; CULLOM, IL; DE LAND, IL; DEWEY, IL; ELLIOTT, IL; FARMER CITY, IL; FISHER, IL; FOOSLAND, IL; GIBSON CITY, IL; GIFFORD, IL; HAMMOND, IL; HERSCHER, IL; HOMER, IL; IVESDALE, IL; KEMPTON, IL; LA PLACE, IL; LODA, IL; LONGVIEW, IL; LOVINGTON, IL; LUDLOW, IL; MAHOMET, IL; MANSFIELD, IL; MELVIN, IL; MILMINE, IL; MONTICELLO, IL; OGDEN, IL; ONARGA, IL; PAXTON, IL; PENFIELD, IL; PESOTUM, IL; PHILO, IL; PIPER CITY, IL; RANKIN, IL; RANTOUL, IL; ROBERTS, IL; ROYAL, IL; SADORUS, IL; SAINT JOSEPH, IL; SAVOY, IL; SEYMOUR, IL; SIBLEY, IL; SIDNEY, IL; STRAWN, IL; THAWVILLE, IL; THOMASBORO, IL; TOLONO, IL; URBANA, IL; VILLA GROVE, IL; WELDON, IL; WHITE HEATH, IL

Economics:

| Indiv Tax Returns | Cum Indiv Income | Co Tax Returns | Cum Co Income |
|-------------------|------------------|----------------|---------------|
| 126010 | 7664865000 | 5890 | 223154000 |

Entity Counts:

| Org Type | Count |
|------------|-------|
| Company | 59 |
| Foundation | 1 |
| HigherEd | 39 |

59 IP-based companies out of 5890 business tax returns = 1% in IP company density.

| Year | Est Population | Inventors | Inv / 1000 | Patents | Local Cos | Art Classes |
|------|----------------|-----------|------------|---------|-----------|-------------|
| 2005 | | 119 | | 91 | 7 | 64 |
| 2006 | | 178 | | 152 | 9 | 81 |
| 2007 | | 175 | | 141 | 10 | 68 |
| 2008 | | 163 | | 129 | 5 | 68 |
| 2009 | | 207 | | 163 | 7 | 83 |
| 2010 | 231891 | 271 | 1.17 | 221 | 9 | 88 |
| 2011 | 233332 | 296 | 1.27 | 229 | 9 | 95 |
| 2012 | 234514 | 280 | 1.19 | 245 | 11 | 89 |
| 2013 | 236015 | 321 | 1.36 | 277 | 16 | 93 |
| 2014 | 237252 | 362 | 1.53 | 311 | 13 | 96 |

| Inventors | Patents |
|--------------|---------|
| Totals: 1443 | 1959 |

Top 25 Art Classes:

| Art Class (code) | Patents | % this metro | % top 250 |
|---|---------|--------------|-----------|
| Multicellular living organisms and unmodified part... (800) | 248 | 12.7% | 4.3% |
| Chemistry: molecular biology and microbiology... (435) | 88 | 4.5% | 0.5% |
| Image analysis... (382) | 77 | 3.9% | 0.6% |
| Data processing: database and file management or d... (707) | 51 | 2.6% | 0.2% |
| Electrical computers and digital processing system... (709) | 49 | 2.5% | 0.2% |
| Optics: measuring and testing... (356) | 42 | 2.1% | 0.6% |
| Multiplex communications... (370) | 40 | 2% | 0.1% |
| Drug, bio-affecting and body treating compositions... (514) | 39 | 2% | 0.2% |
| Semiconductor device manufacturing: process... (438) | 38 | 1.9% | 0.2% |

| | | | |
|---|----|------|------|
| Active solid-state devices (e.g., transistors, sol... (257) | 37 | 1.9% | 0.2% |
| Drug, bio-affecting and body treating compositions... (424) | 32 | 1.6% | 0.2% |
| Electrical computers and digital processing system... (718) | 32 | 1.6% | 1% |
| Chemistry: analytical and immunological testing... (436) | 30 | 1.5% | 1% |
| Pulse or digital communications... (375) | 30 | 1.5% | 0.2% |
| Data processing: software development, installatio... (717) | 28 | 1.4% | 0.4% |
| Electric lamp and discharge devices... (313) | 25 | 1.3% | 1.8% |
| Error detection/correction and fault detection/rec... (714) | 25 | 1.3% | 0.2% |
| Coherent light generators... (372) | 24 | 1.2% | 1.1% |
| Radiant energy... (250) | 24 | 1.2% | 0.3% |
| Surgery... (600) | 24 | 1.2% | 0.2% |
| Telecommunications... (455) | 23 | 1.2% | 0.1% |
| Chemistry: electrical current producing apparatus,... (429) | 22 | 1.1% | 0.6% |
| Data processing: artificial intelligence... (706) | 22 | 1.1% | 0.6% |
| Data processing: speech signal processing, linguis... (704) | 22 | 1.1% | 0.4% |
| Data processing: measuring, calibrating, or testin... (702) | 21 | 1.1% | 0.2% |

Patents (by local inventors) assigned to local companies (top 25 or less):
 NOTE: this company count is likely less than the total company account above
 because the above count includes local companies with non-local inventors.

| Company Name | Patents |
|---|---------|
| The Board of Trustees of the University of Illinois | 504 |
| Board of Trustees of the University of Illinois | 28 |
| Advanced Filtration Systems Inc. | 9 |
| Wolfram Research, Inc. | 7 |
| Board of Trustees of University of Illinois | 6 |
| CU Aerospace, LLC | 6 |
| Hobbico, Inc. | 6 |
| Horizon Hobby, Inc. | 6 |
| NPL Associates, Inc. | 6 |
| Wolfram Alpha LLC | 6 |
| University of Illinois | 5 |
| University of Illinois at Urbana-Champaign | 5 |
| First-Light USA, LLC | 4 |
| Gill Athletics, Inc. | 4 |
| Nanosi Advanced Technologies, Inc. | 4 |
| SETA BioMedicals, LLC | 4 |
| Carle Development Foundation | 3 |
| Acoustic Medsystems, Inc. | 3 |
| Iguana Robotics, Inc. | 3 |
| The Board of Trustees of the Univeristy of Illinois | 3 |
| The Board of Trustees of the University of Illinois, a body | 3 |
| AgriGenomics, Inc. | 2 |
| ANDalyze, Inc. | 2 |
| C.H.I. Overhead Doors, Inc. | 2 |
| Dioxide Materials, Inc. | 2 |

Top 25 (or less) local inventors:

| Inventor | Company | Patents |
|-----------------------|---|---------|
| Thomas C. Corbin | Pioneer Hi-Bred International, Inc. | 62 |
| Thomas Charles Corbin | Pioneer Hi-Bred International, Inc. | 32 |
| Jeffrey L. McElroy | Monsanto Technology LLC | 29 |
| J. Gary Eden | The Board of Trustees of the University of Illinois | 28 |
| John A. Rogers | The Board of Trustees of the University of Illinois | 27 |
| Milton Feng | The Board of Trustees of the University of Illinois | 25 |
| Nick Holonyak, Jr. | The Board of Trustees of the University of Illinois | 25 |
| Sung-Jin Park | The Board of Trustees of the University of Illinois | 22 |
| Chang Liu | The Board of Trustees of the University of Illinois | 20 |
| Robert Lee Segebart | Pioneer Hi-Bred International, Inc. | 18 |

| | | |
|-----------------------|---|----|
| Stephen A. Boppart | The Board of Trustees of the University of Illinois | 18 |
| Yi Lu | The Board of Trustees of the University of Illinois | 18 |
| Jennifer Ann Tarter | Pioneer Hi Bred International Inc | 16 |
| Robert J. Libman | The Libman Company | 16 |
| Thomas C. Corbin | Pioneer Hi Bred International Inc | 16 |
| Ralph G. Nuzzo | The Board of Trustees of the University of Illinois | 14 |
| Brian T. Cunningham | The Board of Trustees of the University of Illinois | 13 |
| Brian T. Cunningham | SRU Biosystems, Inc. | 12 |
| Dennis M. Deedrich | Caterpillar Inc. | 12 |
| Philip T. Krein | SolarBridge Technologies, Inc. | 12 |
| Randall W. Heibenthal | Caterpillar Inc. | 12 |
| Gabriel Walter | The Board of Trustees of the University of Illinois | 11 |
| Robert Lee Segebart | Pioneer Hi Bred International Inc | 11 |
| Hyungsoo Choi | The Board of Trustees of the University of Illinois | 10 |
| Kyekyoon Kim | The Board of Trustees of the University of Illinois | 10 |

> CHARLESTON, WV [16620]

List of 111 included communities:

ALKOL, WV; ALUM CREEK, WV; ASHFORD, WV; BANCROFT, WV; BELLE, WV; BELVA, WV; BICKMORE, WV; BIM, WV; BLOOMINGROSE, WV; BLOUNT, WV; BLUE CREEK, WV; BLUEMONT, VA; BOB WHITE, WV; BOMONT, WV; BRANCLAND, WV; BUFFALO, WV; CABIN CREEK, WV; CEDAR GROVE, WV; CHAPMANVILLE, WV; CHARLESTON, WV; CHLOE, WV; CLAY, WV; CLENDENIN, WV; CLOTHIER, WV; COMFORT, WV; COSTA, WV; CULLODEN, WV; DANVILLE, WV; DAWES, WV; DILLE, WV; DRYBRANCH, WV; DUCK, WV; DUNBAR, WV; EAST BANK, WV; ELEANOR, WV; ELKVIEW, WV; ESKDALE, WV; FALLING ROCK, WV; FOSTER, WV; FRAZIERS BOTTOM, WV; GALLAGHER, WV; GAULEY BRIDGE, WV; GIVEN, WV; GLASGOW, WV; GLEN, WV; GORDON, WV; GRIFFITHSVILLE, WV; HAMLIN, WV; HANDLEY, WV; HANSFORD, WV; HARTS, WV; HERNSHAW, WV; HEWETT, WV; HOMETOWN, WV; HUGHESTON, WV; HURRICANE, WV; INDORE, WV; INSTITUTE, WV; IVYDALE, WV; JEFFREY, WV; JULIAN, WV; LEON, WV; LIBERTY, WV; LIZEMORES, WV; LONDON, WV; MADISON, WV; MAMMOTH, WV; MAYSEL, WV; MIAMI, WV; MIDKIFF, WV; MONTGOMERY, WV; MYRA, WV; NEBO, WV; NELLIS, WV; NITRO, WV; ORGAS, WV; OTTAWA, WV; PEYTONA, WV; PINCH, WV; POCA, WV; POND GAP, WV; PRATT, WV; PROCIIOUS, WV; RACINE, WV; RANGER, WV; RED HOUSE, WV; RIDGEVIEW, WV; SAINT ALBANS, WV; SCOTT DEPOT, WV; SETH, WV; SOD, WV; SPURLOCKVILLE, WV; SUMERCO, WV; SYLVESTER, WV; TAD, WV; TEAYS, WV; TORNADO, WV; TURTLE CREEK, WV; TWILIGHT, WV; UNEEDA, WV; VAN, WV; WALLBACK, WV; WEST HAMLIN, WV; WHARTON, WV; WHITESVILLE, WV; WIDEN, WV; WILSONDALE, WV; WINFIELD, WV; WINIFREDE, WV; WOODVILLE, WV; YAWKEY, WV

Economics:

| Indiv Tax Returns | Cum Indiv Income | Co Tax Returns | Cum Co Income |
|-------------------|------------------|----------------|---------------|
| 169460 | 9137007000 | 5780 | 282144000 |

Entity Counts:

| Org Type | Count |
|----------|-------|
| Company | 15 |

15 IP-based companies out of 5780 business tax returns = 0.26% in IP company density.

| Year Est Population | Inventors | Inv / 1000 | Patents | Local Cos | Art Classes |
|---------------------|-----------|------------|---------|-----------|-------------|
| 2006 | 35 | | 25 | 1 | 17 |
| 2007 | 29 | | 32 | 3 | 18 |
| 2008 | 26 | | 26 | 1 | 14 |
| 2009 | 47 | | 32 | 1 | 22 |
| 2010 227078 | 36 | 0.16 | 33 | 3 | 23 |
| 2011 225879 | 43 | 0.19 | 32 | 4 | 22 |
| 2012 225800 | 63 | 0.28 | 45 | 2 | 19 |
| 2013 224683 | 70 | 0.31 | 64 | 3 | 36 |
| 2014 222878 | 67 | 0.3 | 54 | 4 | 29 |

| Inventors | Patents |
|-------------|---------|
| Totals: 239 | 373 |

Top 25 Art Classes:

| Art Class (code) | Patents | % this metro | % top 250 |
|---|---------|--------------|-----------|
| Synthetic resins or natural rubbers -- part of the... (526) | 71 | 19% | 3.6% |
| Catalyst, solid sorbent, or support therefor: prod... (502) | 25 | 6.7% | 1.5% |
| Organic compounds -- part of the class 532-570 ser... (549) | 20 | 5.4% | 2.4% |
| Organic compounds -- part of the class 532-570 ser... (568) | 20 | 5.4% | 1.9% |
| Synthetic resins or natural rubbers -- part of the... (525) | 20 | 5.4% | 0.7% |
| Synthetic resins or natural rubbers -- part of the... (528) | 12 | 3.2% | 0.6% |

| | | | |
|---|----|------|------|
| Surgery... (606) | 11 | 2.9% | 0.1% |
| Surgery... (604) | 10 | 2.7% | 0.1% |
| Chemical apparatus and process disinfecting, deodo... (422) | 9 | 2.4% | 0.2% |
| Communications: electrical... (340) | 8 | 2.1% | 0.1% |
| Liquid purification or separation... (210) | 8 | 2.1% | 0.2% |
| Synthetic resins or natural rubbers -- part of the... (521) | 8 | 2.1% | 0.6% |
| Boring or penetrating the earth... (175) | 7 | 1.9% | 0.4% |
| Organic compounds -- part of the class 532-570 ser... (562) | 7 | 1.9% | 0.9% |
| Synthetic resins or natural rubbers -- part of the... (524) | 7 | 1.9% | 0.2% |
| Organic compounds -- part of the class 532-570 ser... (554) | 6 | 1.6% | 0.9% |
| Organic compounds -- part of the class 532-570 ser... (564) | 5 | 1.3% | 0.7% |
| Conveyors: power-driven... (198) | 4 | 1.1% | 0.3% |
| Drug, bio-affecting and body treating compositions... (424) | 4 | 1.1% | 0% |
| Gas and liquid contact apparatus... (261) | 4 | 1.1% | 0.8% |
| Hydraulic and earth engineering... (405) | 4 | 1.1% | 0.2% |
| Metal treatment... (148) | 4 | 1.1% | 0.6% |
| Stock material or miscellaneous articles... (428) | 4 | 1.1% | 0% |
| Data processing: generic control systems or specif... (700) | 3 | 0.8% | 0% |
| Compositions... (252) | 3 | 0.8% | 0.1% |

Patents (by local inventors) assigned to local companies (top 25 or less):
 NOTE: this company count is likely less than the total company account above
 because the above count includes local companies with non-local inventors.

| Company Name | Patents |
|--|---------|
| Nexeon MedSystems, Inc. | 7 |
| Deadman Technologies, LLC | 3 |
| MarTek Limited | 3 |
| Nexeon Medical Systems, Inc. | 2 |
| West Virginia Bats, LLC | 1 |
| The Terramite Corporation | 1 |
| Service Wire Company | 1 |
| Paragon Intellectual Properties, LLC | 1 |
| Karen Marie Denale Trust, dated September 16, 2011 | 1 |
| Charleston Area Medical Center, Inc. | 1 |
| Chain Masters, Inc. | 1 |
| Cascades Coal Sales, Inc. | 1 |
| Boone Supply Company | 1 |

Top 25 (or less) local inventors:

| Inventor | Company | Patents |
|-------------------------|--------------------------------|---------|
| Karin Jo Eanes | AOL Advertising Inc. | 23 |
| John F. Szul | Univation Technologies, LLC | 16 |
| Mark G. Goode | Univation Technologies, LLC | 14 |
| Timothy T. Wenzel | Univation Technologies, LLC | 13 |
| Rick L. Adkins | Bayer MaterialScience LLC | 11 |
| Mark C. Bates | Nexeon MedSystems, Inc. | 10 |
| Mark Gregory Goode | Univation Technologies, LLC | 10 |
| Ronald S. Eisinger | Univation Technologies, LLC | 9 |
| Hwaili Soo | Dow Technology Investments LLC | 8 |
| Randall L. Force | Univation Technologies, LLC | 7 |
| Simon Mawson | Univation Technologies, LLC | 7 |
| William A. Kysliger | J.H. Fletcher & Co. | 7 |
| Daniel P. Zilker, Jr. | Univation Technologies, LLC | 6 |
| Daniel Paul Zilker, Jr. | Univation Technologies, LLC | 6 |
| Mark W. Blood | Univation Technologies, LLC | 6 |
| Michael L. Hutchison | Dow Technology Investments LLC | 6 |
| John F. Szul | Dow Technology Investments LLC | 5 |
| Laurence G. Britton | Dow Technology Investments LLC | 5 |
| Zondra Dee Dixon | Univation Technologies, LLC | 5 |

| | | |
|----------------------|--------------------------------|---|
| Albert C. Liu | Dow Technology Investments LLC | 4 |
| Bernard Duane Dombek | Novomer, Inc. | 4 |
| Ian D. Burdett | Univation Technologies, LLC | 4 |
| Jack R. Reese | Bayer MaterialScience LLC | 4 |
| John Francis Szul | Univation Technologies, LLC | 4 |
| Jose F. Pazos | Bayer MaterialScience LLC | 4 |

> CHARLESTON-NORTH CHARLESTON, SC [16700]

List of 38 included communities:

ADAMS RUN, SC; AWENDAW, SC; BONNEAU, SC; BOWMAN, SC; BRANCHVILLE, SC; CHARLESTON AFB, SC; CHARLESTON, SC; CORDESVILLE, SC; CROSS, SC; DORCHESTER, SC; EDISTO ISLAND, SC; FOLLY BEACH, SC; GOOSE CREEK, SC; GROVER, SC; HANAHAN, SC; HARLEYVILLE, SC; HOLLY HILL, SC; HOLLYWOOD, SC; HUGER, SC; ISLE OF PALMS, SC; JAMESTOWN, SC; JOHNS ISLAND, SC; LADSON, SC; MC CLELLANVILLE, SC; MONCKS CORNER, SC; MOUNT PLEASANT, SC; NORTH CHARLESTON, SC; PINEVILLE, SC; PINOPOLIS, SC; RAVENEL, SC; REEVESVILLE, SC; RIDGEVILLE, SC; RUSSELLVILLE, SC; SAINT GEORGE, SC; SAINT STEPHEN, SC; SULLIVANS ISLAND, SC; SUMMERVILLE, SC; WADMALAW ISLAND, SC

Economics:

| Indiv Tax Returns | Cum Indiv Income | Co Tax Returns | Cum Co Income |
|-------------------|------------------|----------------|---------------|
| 566900 | 33415972000 | 29800 | 1133578000 |

Entity Counts:

| Org Type | Count |
|------------|-------|
| Company | 74 |
| Foundation | 4 |
| HigherEd | 3 |

74 IP-based companies out of 29800 business tax returns = 0.25% in IP company density.

| Year | Est Population | Inventors | Inv / 1000 | Patents | Local Cos | Art Classes |
|------|----------------|-----------|------------|---------|-----------|-------------|
| 2005 | | 61 | | 55 | 9 | 44 |
| 2006 | | 74 | | 66 | 6 | 48 |
| 2007 | | 61 | | 51 | 5 | 40 |
| 2008 | | 55 | | 53 | 7 | 37 |
| 2009 | | 74 | | 65 | 7 | 45 |
| 2010 | 664607 | 94 | 0.14 | 75 | 11 | 45 |
| 2011 | 681482 | 98 | 0.14 | 91 | 11 | 53 |
| 2012 | 697435 | 116 | 0.17 | 114 | 16 | 59 |
| 2013 | 712081 | 145 | 0.2 | 126 | 13 | 58 |
| 2014 | 727689 | 145 | 0.2 | 121 | 17 | 64 |

| Inventors | Patents |
|-------------|---------|
| Totals: 590 | 817 |

Top 25 Art Classes:

| Art Class (code) | Patents | % this metro | % top 250 |
|---|---------|--------------|-----------|
| Chemistry: molecular biology and microbiology... (435) | 61 | 7.5% | 0.3% |
| Drug, bio-affecting and body treating compositions... (514) | 41 | 5% | 0.2% |
| Surgery... (604) | 33 | 4% | 0.4% |
| Textiles: spinning, twisting, and twining... (57) | 30 | 3.7% | 9.2% |
| Surgery... (600) | 28 | 3.4% | 0.2% |
| Surgery... (606) | 27 | 3.3% | 0.2% |
| Drug, bio-affecting and body treating compositions... (424) | 26 | 3.2% | 0.2% |
| Harvesters... (56) | 20 | 2.4% | 1.4% |
| Data processing: financial, business practice, man... (705) | 18 | 2.2% | 0.1% |
| Communications: electrical... (340) | 17 | 2.1% | 0.1% |
| Compositions: coating or plastic... (106) | 17 | 2.1% | 1.2% |
| Synthetic resins or natural rubbers -- part of the... (524) | 17 | 2.1% | 0.6% |

| | | | |
|---|----|------|------|
| Multicellular living organisms and unmodified part... (800) | 15 | 1.8% | 0.3% |
| Stock material or miscellaneous articles... (428) | 13 | 1.6% | 0.2% |
| Harness for working animal... (54) | 11 | 1.3% | 2% |
| Optics: measuring and testing... (356) | 10 | 1.2% | 0.1% |
| Data processing: generic control systems or specif... (700) | 9 | 1.1% | 0.1% |
| Surgery... (128) | 9 | 1.1% | 0.3% |
| Ships... (114) | 8 | 1% | 0.6% |
| Fluid sprinkling, spraying, and diffusing... (239) | 7 | 0.9% | 0.4% |
| Internal-combustion engines... (123) | 7 | 0.9% | 0.2% |
| Paper making and fiber liberation... (162) | 7 | 0.9% | 0.6% |
| Prosthesis (i.e., artificial body members), parts ... (623) | 7 | 0.9% | 0.1% |
| Radiant energy... (250) | 7 | 0.9% | 0.1% |
| Synthetic resins or natural rubbers -- part of the... (525) | 7 | 0.9% | 0.2% |

Patents (by local inventors) assigned to local companies (top 25 or less):
 NOTE: this company count is likely less than the total company account above because the above count includes local companies with non-local inventors.

| Company Name | Patents |
|--|---------|
| MUSC Foundation for Research Development | 47 |
| Arborgen Inc. | 11 |
| Quoizel, Inc. | 10 |
| Arborgen, LLC | 9 |
| Polymer Ventures, Inc. | 9 |
| Arborgen LLC | 5 |
| Conquest LLC | 5 |
| Force Protection Industries, Inc. | 4 |
| Medical University of South Carolina | 4 |
| Water Missions International | 4 |
| Force Protection Technologies, Inc. | 3 |
| Netalog, Inc. | 3 |
| Polymer Group, Inc. | 3 |
| Polymer Recycling, LLC | 3 |
| The InterTech Group, Inc. | 3 |
| Boomtown, LLC | 2 |
| Daramic, Inc. | 2 |
| Conquest, LLC | 2 |
| Agratech International, Inc. | 2 |
| GYRO-TRAC Corporation | 2 |
| iDTx Systems, Inc. | 2 |
| Kaliburn, Inc. | 2 |
| MVP Textiles & Apparel, Inc. | 2 |
| Robofusion, Inc. | 2 |
| Stackable Chassis International, LLC | 2 |

Top 25 (or less) local inventors:

| Inventor | Company | Patents |
|---------------------------|---------------------------------------|---------|
| Charles C. Hart | Applied Medical Resources Corporation | 50 |
| Sohrab Soltani | Hill-Rom Services, Inc. | 13 |
| Kelvin G. M. Brockbank | Lifeline Scientific, Inc. | 11 |
| Norman R. Wainwright | Charles River Laboratories, Inc. | 10 |
| Reza Hakamiun | Hill-Rom Services, Inc. | 10 |
| Carlton D. Donald | Phigenix, Inc. | 9 |
| Eric Stimpson | Charles River Laboratories, Inc. | 9 |
| Jon O. Fabri | Polymer Ventures, Inc. | 9 |
| Michael V. Bolden | Hill-Rom Services, Inc. | 9 |
| Everett Crews | MeadWestvaco Corporation | 8 |
| Humbert Thomas Dellicolli | Lignol Innovations Ltd. | 8 |
| John C. Blackburn | Halliburton Energy Services, Inc. | 8 |
| Charles C Hart | Applied Medical Resources Corporation | 7 |

| | | |
|----------------------|--|---|
| Mary Butler | Hill-Rom Services, Inc. | 7 |
| Robert B. Taylor | Infinera Corporation | 7 |
| Brandon Shane Gerber | General Electric Company | 6 |
| Tom Girardeau | MeadWestvaco Corporation | 6 |
| Benjamin Salvatini | Hill-Rom Services, Inc. | 5 |
| Dana M. Nutter | Charles River Laboratories, Inc. | 5 |
| Daniel K. Stevens | Hill-Rom Services, Inc. | 5 |
| Dennis E. Green | Belvac Production Machinery, Inc. | 5 |
| Dennis S. Flessate | Hill-Rom Services, Inc. | 5 |
| Francis G. Spinale | MUSC Foundation for Research Development | 5 |
| J. Michael Saboe | Conquest LLC | 5 |
| Jeffrey R. Welling | Hill-Rom Services, Inc. | 5 |

> CHARLOTTE-GASTONIA-CONCORD, NC-SC [16740]

List of 57 included communities:

ALEXIS, NC; ANSONVILLE, NC; BELMONT, NC; BESSEMER CITY, NC; BLACKSBURG, SC; BOWLING GREEN, SC; CATAWBA, SC; CHARLOTTE, NC; CHERRYVILLE, NC; CHESTER, SC; CLOVER, SC; CONCORD, NC; CORNELIUS, NC; CRAMERTON, NC; CROUSE, NC; DALLAS, NC; DAVIDSON, NC; EDGEMOOR, SC; FORT MILL, SC; GASTONIA, NC; GOLD HILL, NC; HARRISBURG, NC; HICKORY GROVE, SC; HIGH SHOALS, NC; HUNTERSVILLE, NC; INDIAN TRAIL, NC; IRON STATION, NC; KANNAPOLIS, NC; KINGS MOUNTAIN, NC; LILESVILLE, NC; LINCOLNTON, NC; LOWELL, NC; MARSHVILLE, NC; MATTHEWS, NC; MC ADENVILLE, NC; MC CONNELLS, SC; MC FARLAN, NC; MIDLAND, NC; MINERAL SPRINGS, NC; MONROE, NC; MORVEN, NC; MOUNT HOLLY, NC; MOUNT PLEASANT, NC; NEWELL, NC; PAW CREEK, NC; PEACHLAND, NC; PINEVILLE, NC; POLKTON, NC; ROCK HILL, SC; ROCKWELL, NC; SHARON, SC; SMYRNA, SC; STANLEY, NC; WADESBORO, NC; WAXHAW, NC; WINGATE, NC; YORK, SC

Economics:

| Indiv Tax Returns | Cum Indiv Income | Co Tax Returns | Cum Co Income |
|-------------------|------------------|----------------|---------------|
| 1112280 | 70825652000 | 61650 | 1941269000 |

Entity Counts:

| Org Type | Count |
|------------|-------|
| Company | 492 |
| Foundation | 1 |
| HigherEd | 2 |

492 IP-based companies out of 61650 business tax returns = 0.8% in IP company density.

| Year | Est Population | Inventors | Inv / 1000 | Patents | Local Cos | Art Classes |
|------|----------------|-----------|------------|---------|-----------|-------------|
| 2005 | | 283 | | 228 | 70 | 118 |
| 2006 | | 320 | | 284 | 86 | 157 |
| 2007 | | 327 | | 256 | 71 | 140 |
| 2008 | | 322 | | 248 | 71 | 130 |
| 2009 | | 370 | | 300 | 83 | 141 |
| 2010 | 2217012 | 556 | 0.25 | 436 | 94 | 175 |
| 2011 | 2257149 | 571 | 0.25 | 467 | 95 | 178 |
| 2012 | 2295879 | 813 | 0.35 | 565 | 104 | 169 |
| 2013 | 2337339 | 965 | 0.41 | 734 | 128 | 189 |
| 2014 | 2380314 | 907 | 0.38 | 704 | 123 | 200 |

| Inventors | Patents |
|--------------|---------|
| Totals: 3522 | 4222 |

Top 25 Art Classes:

| Art Class (code) | Patents | % this metro | % top 250 |
|---|---------|--------------|-----------|
| Data processing: financial, business practice, man... (705) | 405 | 9.6% | 1.8% |
| Registers... (235) | 127 | 3% | 2% |
| Communications: electrical... (340) | 120 | 2.8% | 1% |
| Image analysis... (382) | 88 | 2.1% | 0.6% |
| Data processing: database and file management or d... (707) | 86 | 2% | 0.4% |
| Stock material or miscellaneous articles... (428) | 80 | 1.9% | 1% |
| Electrical computers and digital processing system... (709) | 75 | 1.8% | 0.3% |
| Optical waveguides... (385) | 72 | 1.7% | 1.1% |
| Synthetic resins or natural rubbers -- part of the... (524) | 62 | 1.5% | 2% |

| | | | |
|---|----|------|------|
| Liquid purification or separation... (210) | 61 | 1.4% | 1.3% |
| Information security... (726) | 52 | 1.2% | 0.6% |
| Harvesters... (56) | 51 | 1.2% | 3.5% |
| Surgery: splint, brace, or bandage... (602) | 51 | 1.2% | 1.8% |
| Surgery... (606) | 44 | 1% | 0.3% |
| Land vehicles... (280) | 39 | 0.9% | 0.7% |
| Surgery... (604) | 39 | 0.9% | 0.4% |
| Telecommunications... (455) | 38 | 0.9% | 0.2% |
| Prosthesis (i.e., artificial body members), parts ... (623) | 37 | 0.9% | 0.6% |
| Surgery... (600) | 37 | 0.9% | 0.3% |
| Data processing: vehicles, navigation, and relativ... (701) | 36 | 0.9% | 0.4% |
| Supports... (248) | 35 | 0.8% | 1.2% |
| Data processing: measuring, calibrating, or testin... (702) | 34 | 0.8% | 0.4% |
| Optical: systems and elements... (359) | 33 | 0.8% | 0.5% |
| Special receptacle or package... (206) | 33 | 0.8% | 1.1% |
| Electrical computers and digital processing system... (713) | 32 | 0.8% | 0.3% |

Patents (by local inventors) assigned to local companies (top 25 or less):
 NOTE: this company count is likely less than the total company account above
 because the above count includes local companies with non-local inventors.

| Company Name | Patents |
|---|---------|
| Bank Of America Corporation | 632 |
| Irwin Industrial Tool Company | 88 |
| Rubbermaid Incorporated | 79 |
| Edison Nation, LLC | 69 |
| InVue Security Products Inc. | 53 |
| CEM Corporation | 47 |
| University of North Carolina at Charlotte | 38 |
| Hand Held Products, Inc. | 29 |
| M & C Innovations, LLC | 26 |
| The University of North Carolina at Charlotte | 24 |
| Dental Equipment, LLC | 22 |
| Wix Filtration Corp LLC | 21 |
| Alpha Security Products, Inc. | 20 |
| Tessera North America, Inc. | 20 |
| Yale Security Inc. | 20 |
| Britax Child Safety, Inc. | 18 |
| Celgard LLC | 18 |
| PBI Performance Products, Inc. | 15 |
| Axland Comec, LLC | 13 |
| Midrex Technologies, Inc. | 13 |
| Digitaloptics Corporation East | 12 |
| Electrolux Home Care Products, Inc. | 12 |
| Innovia Intellectual Properties, LLC | 12 |
| Thatbox Design, LLC | 12 |
| Wix Filtration Corp. | 12 |

Top 25 (or less) local inventors:

| Inventor | Company | Patents |
|--------------------------|---|---------|
| Daniel Lee Bizzell | Edison Nation, LLC | 53 |
| Amy Baker Folk | Bank of America Corporation | 46 |
| Daniel Christopher Bohem | Bank of America Corporation | 45 |
| Matthew A. Calman | Bank of America Corporation | 37 |
| Marc Bickler | Brasstech, Inc. | 33 |
| Jonathan Grey | BSH Home Appliances Corporation | 31 |
| Ravinder Prakash | International Business Machines Corporation | 30 |
| Erik Stephen Ross | Bank of America Corporation | 29 |
| Shane Anthony Johnson | Bank of America Corporation | 29 |
| Debashis Ghosh | Bank of America Corporation | 27 |

| | | |
|------------------------------|-------------------------------|----|
| Christopher J. Fawcett | Checkpoint Systems, Inc. | 26 |
| Matthew Alexander Vanderberg | M & C Innovations, LLC | 26 |
| Robin M. Forbes Jones | ATI Properties, Inc. | 25 |
| Brian Joseph Demers | Lowe's Companies, Inc. | 22 |
| Daniel Lee Bizzell | M & C Innovations, LLC | 21 |
| Richard L. Kennedy | ATI Properties, Inc. | 21 |
| Ian D. Kovacevich | Edison Nation, LLC | 20 |
| Alicia C. Jones | Bank of America Corporation | 19 |
| Christian H. Reinke | Hill-Rom Services, Inc. | 19 |
| Derek J. Nash | Irwin Industrial Tool Company | 19 |
| David M. Grigg | Bank of America Corporation | 18 |
| Christopher J. Fawcett | InVue Security Products Inc. | 17 |
| Hieu V. Tran | Corning Cable Systems LLC | 17 |
| Ian D. Kovacevich | Nordt Development Co., LLC | 17 |
| Kevin J. Dahlquist | Nordt Development Co., LLC | 17 |

> CHARLOTTESVILLE, VA [16820]

List of 45 included communities:

AFTON, VA; AMHERST, VA; ARRINGTON, VA; BARBOURSVILLE, VA; BATESVILLE, VA; BREMO BLUFF, VA; CHARLOTTESVILLE, VA; COLUMBIA, VA; COVESVILLE, VA; CROZET, VA; DYKE, VA; EARLYSVILLE, VA; ESMONT, VA; FABER, VA; FORK UNION, VA; FREE UNION, VA; GLADSTONE, VA; GORDONSVILLE, VA; GREENWOOD, VA; HOWARDSVILLE, VA; IVY, VA; KEENE, VA; KENTS STORE, VA; KESWICK, VA; LOUISA, VA; LOVINGSTON, VA; LYN DHURST, VA; MONTEBELLO, VA; NELLYSFORD, VA; NORTH GARDEN, VA; NORWOOD, VA; PALMYRA, VA; PINEY RIVER, VA; QUINQUE, VA; ROSELAND, VA; RUCKERSVILLE, VA; SCHUYLER, VA; SCOTTSVILLE, VA; SHIPMAN, VA; STANARDSVILLE, VA; TROY, VA; TYRO, VA; VESUVIUS, VA; WHITE HALL, VA; WINGINA, VA

Economics:

| Indiv Tax Returns | Cum Indiv Income | Co Tax Returns | Cum Co Income |
|-------------------|------------------|----------------|---------------|
| 186320 | 1433848000 | 13290 | 545751000 |

Entity Counts:

| Org Type | Count |
|----------|-------|
| Company | 77 |
| HigherEd | 3 |

77 IP-based companies out of 13290 business tax returns = 0.58% in IP company density.

| Year | Est Population | Inventors | Inv / 1000 | Patents | Local Cos | Art Classes |
|------|----------------|-----------|------------|---------|-----------|-------------|
| 2005 | | 79 | | 63 | 9 | 43 |
| 2006 | | 108 | | 93 | 15 | 53 |
| 2007 | | 119 | | 90 | 6 | 46 |
| 2008 | | 122 | | 106 | 10 | 49 |
| 2009 | | 89 | | 100 | 11 | 50 |
| 2010 | 218705 | 161 | 0.74 | 170 | 17 | 59 |
| 2011 | 221339 | 140 | 0.63 | 204 | 17 | 69 |
| 2012 | 223151 | 149 | 0.67 | 249 | 18 | 73 |
| 2013 | 224778 | 183 | 0.81 | 195 | 21 | 71 |
| 2014 | 226968 | 209 | 0.92 | 257 | 20 | 84 |

| Inventors | Patents |
|-------------|---------|
| Totals: 817 | 1527 |

Top 25 Art Classes:

| Art Class (code) | Patents | % this metro | % top 250 |
|---|---------|--------------|-----------|
| Electrical computers and digital processing system... (709) | 104 | 6.8% | 0.4% |
| Drug, bio-affecting and body treating compositions... (514) | 90 | 5.9% | 0.4% |
| Data processing: financial, business practice, man... (705) | 78 | 5.1% | 0.3% |
| Data processing: database and file management or d... (707) | 63 | 4.1% | 0.3% |
| Chemistry: molecular biology and microbiology... (435) | 58 | 3.8% | 0.3% |
| Surgery... (600) | 56 | 3.7% | 0.5% |
| Data processing: presentation processing of docume... (715) | 52 | 3.4% | 0.5% |
| Computer graphics processing and selective visual ... (345) | 44 | 2.9% | 0.4% |
| Electrical computers and digital processing system... (713) | 41 | 2.7% | 0.3% |
| Communications: electrical... (340) | 38 | 2.5% | 0.3% |
| Drug, bio-affecting and body treating compositions... (424) | 36 | 2.4% | 0.2% |
| Radiant energy... (250) | 34 | 2.2% | 0.4% |

| | | | |
|---|----|------|------|
| Data processing: generic control systems or specif... (700) | 32 | 2.1% | 0.5% |
| Information security... (726) | 32 | 2.1% | 0.3% |
| Electrical computers and digital processing system... (718) | 31 | 2% | 1% |
| Multicellular living organisms and unmodified part... (800) | 29 | 1.9% | 0.5% |
| Data processing: vehicles, navigation, and relativ... (701) | 28 | 1.8% | 0.3% |
| Surgery... (606) | 25 | 1.6% | 0.2% |
| Multiplex communications... (370) | 23 | 1.5% | 0.1% |
| Telephonic communications... (379) | 22 | 1.4% | 0.3% |
| Surgery... (604) | 20 | 1.3% | 0.2% |
| Data processing: measuring, calibrating, or testin... (702) | 19 | 1.2% | 0.2% |
| Image analysis... (382) | 19 | 1.2% | 0.1% |
| Optics: measuring and testing... (356) | 17 | 1.1% | 0.3% |
| Data processing: software development, installatio... (717) | 16 | 1% | 0.2% |

Patents (by local inventors) assigned to local companies (top 25 or less):
 NOTE: this company count is likely less than the total company account above because the above count includes local companies with non-local inventors.

| Company Name | Patents |
|--|---------|
| University of Virginia Patent Foundation | 227 |
| Ashbury International Group, Inc. | 25 |
| Mikro Systems, Inc. | 22 |
| National Optronics, Inc. | 18 |
| Privaris, Inc. | 17 |
| GE Fanuc Automation North America, Inc. | 14 |
| GE Intelligent Platforms, Inc. | 11 |
| Gencia Corporation | 6 |
| MicroAire Surgical Instruments, Inc. | 6 |
| Dogwood Pharmaceuticals, Inc. | 5 |
| Adenosine Therapeutics, LLC | 4 |
| Diffusion Pharmaceuticals LLC | 4 |
| Edison2 LLC | 3 |
| Crutchfield Corporation | 3 |
| Aker Wade Power Technologies, LLC | 3 |
| Biotage AB | 3 |
| Hemosonics, LLC | 3 |
| PBM Pharmaceuticals, Inc. | 3 |
| Veridian Systems Division | 3 |
| BIO-Cat, Inc. | 2 |
| Barron Associates, Inc. | 2 |
| Columbia Power Technologies, Inc. | 2 |
| Costa Enterprises, L.L.C. | 2 |
| Empirical Technologies Corporation | 2 |
| Grey Heron Technologies, LLC | 2 |

Top 25 (or less) local inventors:

| Inventor | Company | Patents |
|-------------------------|---|---------|
| Rick A. Hamilton, II | International Business Machines Corporation | 318 |
| Rick Allen Hamilton, II | International Business Machines Corporation | 181 |
| Timothy L. Macdonald | University of Virginia Patent Foundation | 27 |
| Morris Peterson | Ashbury International Group, Inc. | 24 |
| Brian M. O'Connell | International Business Machines Corporation | 23 |
| Matthew Peterson | Ashbury International Group, Inc. | 22 |
| Haydn N. G. Wadley | University of Virginia Patent Foundation | 18 |
| Kevin R. Lynch | University of Virginia Patent Foundation | 17 |
| Barry W. Johnson | Privaris, Inc. | 16 |
| Iain Fraser | Mikro Systems, Inc. | 13 |
| David S. Abdallah | Privaris, Inc. | 12 |
| Rogers C. Ritter | Stereotaxis, Inc. | 12 |
| James P. Landers | University of Virginia Patent Foundation | 11 |

| | | |
|-------------------------|---|----|
| Boris P. Kovatchev | University of Virginia Patent Foundation | 10 |
| George T. Gillies | University of Virginia Patent Foundation | 10 |
| James E. Atkinson | Mikro Systems, Inc. | 10 |
| John E. P. Syka | Thermo Finnigan LLC | 10 |
| Michael P. Appleby | Mikro Systems, Inc. | 10 |
| Rick A. Hamilton | International Business Machines Corporation | 9 |
| David Patrick Luebke | NVIDIA Corporation | 8 |
| David W. Gerding | National Optronics, Inc. | 8 |
| Donald F. Hunt | University of Virginia Patent Foundation | 8 |
| Evan T. Edwards | kaleo, Inc. | 8 |
| Hein Tsoeng (Medard) Ng | Agrigenetics, Inc. | 8 |
| Jennifer Snyder Shanks | National Optronics, Inc. | 8 |

> CHATTANOOGA, TN-GA [16860]

List of 50 included communities:

APISON, TN; BAKEWELL, TN; BIRCHWOOD, TN; CHATSWORTH, GA; CHATTANOOGA, TN; CHICKAMAUGA, GA; CLEVELAND, TN; COHUTTA, GA; COLLEGE DALE, TN; DALTON, GA; DUNLAP, TN; FLINTSTONE, GA; FORT OGLETHORPE, GA; GEORGETOWN, TN; GRAYSVILLE, GA; GRAYSVILLE, TN; GUILD, TN; HARRISON, TN; HIXSON, TN; JASPER, TN; LA FAYETTE, GA; LOOKOUT MOUNTAIN, GA; LOOKOUT MOUNTAIN, TN; LUPTON CITY, TN; MC DONALD, TN; MCMINNVILLE, TN; MENLO, GA; MONTEAGLE, TN; OOLTEWAH, TN; PALMER, TN; RINGGOLD, GA; RISING FAWN, GA; ROCK SPRING, GA; ROCKY FACE, GA; ROSSVILLE, GA; SALE CREEK, TN; SEQUATCHIE, TN; SEWANEE, TN; SIGNAL MOUNTAIN, TN; SODDY DAISY, TN; SOUTH PITTSBURG, TN; SUGAR VALLEY, GA; SUMMERVILLE, GA; TRACY CITY, TN; TRENTON, GA; TRION, GA; TUNNEL HILL, GA; WHITESIDE, TN; WHITWELL, TN; WILDWOOD, GA

Economics:

| Indiv Tax Returns | Cum Indiv Income | Co Tax Returns | Cum Co Income |
|-------------------|------------------|----------------|---------------|
| 412390 | 21777753000 | 16980 | 907834000 |

Entity Counts:

| Org Type | Count |
|----------|-------|
| Company | 111 |
| HigherEd | 1 |

111 IP-based companies out of 16980 business tax returns = 0.65% in IP company density.

| Year | Est Population | Inventors | Inv / 1000 | Patents | Local Cos | Art Classes |
|------|----------------|-----------|------------|---------|-----------|-------------|
| 2005 | | 122 | | 77 | 19 | 49 |
| 2006 | | 85 | | 70 | 16 | 51 |
| 2007 | | 75 | | 61 | 19 | 46 |
| 2008 | | 87 | | 65 | 11 | 48 |
| 2009 | | 76 | | 61 | 16 | 46 |
| 2010 | 528143 | 87 | 0.16 | 78 | 19 | 50 |
| 2011 | 533162 | 87 | 0.16 | 65 | 25 | 46 |
| 2012 | 537997 | 109 | 0.2 | 82 | 20 | 49 |
| 2013 | 542161 | 104 | 0.19 | 75 | 29 | 52 |
| 2014 | 544559 | 127 | 0.23 | 97 | 31 | 65 |

| Inventors | Patents |
|-------------|---------|
| Totals: 669 | 731 |

Top 25 Art Classes:

| Art Class (code) | Patents | % this metro | % top 250 |
|---|---------|--------------|-----------|
| Sewing... (112) | 46 | 6.3% | 20.4% |
| Stock material or miscellaneous articles... (428) | 34 | 4.7% | 0.4% |
| Electric heating... (219) | 32 | 4.4% | 1% |
| Stoves and furnaces... (126) | 18 | 2.5% | 2.6% |
| Prosthesis (i.e., artificial body members), parts ... (623) | 17 | 2.3% | 0.3% |
| Cleaning compositions for solid surfaces, auxiliar... (510) | 16 | 2.2% | 0.9% |
| Synthetic resins or natural rubbers -- part of the... (521) | 12 | 1.6% | 0.9% |
| Synthetic resins or natural rubbers -- part of the... (524) | 12 | 1.6% | 0.4% |
| Drug, bio-affecting and body treating compositions... (424) | 11 | 1.5% | 0.1% |
| Telephonic communications... (379) | 11 | 1.5% | 0.1% |
| Adhesive bonding and miscellaneous chemical manufa... (156) | 10 | 1.4% | 0.3% |

| | | | |
|---|----|------|------|
| Data processing: financial, business practice, man... (705) | 10 | 1.4% | 0% |
| Data processing: generic control systems or specif... (700) | 10 | 1.4% | 0.2% |
| Handling: hand and hoist-line implements... (294) | 10 | 1.4% | 0.5% |
| Plastic and nonmetallic article shaping or treatin... (264) | 10 | 1.4% | 0.3% |
| Plastic article or earthenware shaping or treating... (425) | 10 | 1.4% | 0.7% |
| Coating processes... (427) | 9 | 1.2% | 0.2% |
| Communications: electrical... (340) | 8 | 1.1% | 0.1% |
| Compositions... (252) | 8 | 1.1% | 0.4% |
| Fluid handling... (137) | 8 | 1.1% | 0.3% |
| Liquid purification or separation... (210) | 8 | 1.1% | 0.2% |
| Material or article handling... (414) | 8 | 1.1% | 0.7% |
| Surgery... (606) | 8 | 1.1% | 0.1% |
| Special receptacle or package... (206) | 7 | 1% | 0.2% |
| Synthetic resins or natural rubbers -- part of the... (525) | 7 | 1% | 0.2% |

Patents (by local inventors) assigned to local companies (top 25 or less):
 NOTE: this company count is likely less than the total company account above
 because the above count includes local companies with non-local inventors.

| Company Name | Patents |
|--|---------|
| Card-Monroe Corp. | 20 |
| Lodge Manufacturing Company | 20 |
| Tuftco Corporation | 17 |
| Astec, Inc. | 10 |
| Heatmax, Inc. | 9 |
| Bouldin Corporation | 8 |
| Burner Systems International, Inc. | 7 |
| Textile Management Associates, Inc. | 7 |
| Shaw Industries Group, Inc. | 6 |
| Chattem, Inc. | 5 |
| Modular Therapeutx, LLC | 5 |
| Beaulieu Group, LLC | 4 |
| Miller Industries Towing Equipment Inc | 4 |
| Branded Products for the Future | 3 |
| Beaulieu Group LLC | 3 |
| ArrowStar, LLC | 3 |
| CYP Technologies, LLC | 3 |
| DisplayCraft, Inc. | 3 |
| Propex Operating Company LLC | 3 |
| Sage of America, Inc. | 3 |
| Tandus Flooring, Inc. | 3 |
| The Heil Co. | 3 |
| US Floors, Inc. | 3 |
| Zeco, Inc. | 3 |
| Arrowstar LLC | 2 |

Top 25 (or less) local inventors:

| Inventor | Company | Patents |
|-------------------------|--|---------|
| Inho Andy Shin | Maytag Corporation | 11 |
| Jeanne Mynatt Scholze | Lodge Manufacturing Company | 11 |
| Robert Finch Kellermann | Lodge Manufacturing Company | 11 |
| Wilton Hall | Card-Monroe Corp. | 10 |
| Klin A. Rodrigues | Akzo Nobel N.V. | 9 |
| Daniel H. Yim | Heatmax, Inc. | 8 |
| Bri Malaspino | Lodge Manufacturing Company | 7 |
| Kendall Johnston | Card-Monroe Corp. | 7 |
| Steven M. Swayne | Whirlpool Corporation | 7 |
| Klein A. Rodrigues | National Starch and Chemical Investment Holding Co | 6 |
| Lou Lentine | Telebrands Corp. | 6 |
| Ralph F. Altman | Electric Power Research Institute | 6 |

| | | |
|---------------------------|-----------------------------|---|
| Richard D. Prohaska | Eaton Corporation | 6 |
| William M. Christman, Jr. | Card-Monroe Corp. | 6 |
| D. Keith Hagy | Modular Therapeutx, LLC | 5 |
| Dennis J. Jones, Jr. | Columbia Insurance Company | 5 |
| Donald Kay Riker | Modular Therapeutx, LLC | 5 |
| Floyd E. Bouldin | Bouldin Corporation | 5 |
| Jeffrey Logan Cole | Lodge Manufacturing Company | 5 |
| Malcolm Swanson | Astec, Inc. | 5 |
| Mark A. Boyer | Maytag Corporation | 5 |
| Mark A. Pickering | Whirlpool Corporation | 5 |
| Masayuki Mukaino | Komatsu Ltd. | 5 |
| Scott D. Hodges | Warsaw Orthopedic, Inc. | 5 |
| Steven C. Humphreys | Warsaw Orthopedic, Inc. | 5 |

> CHICAGO-NAPERVILLE-JOLIET, IL-IN-WI [16980]

List of 332 included communities:

ADDISON, IL; ALDEN, IL; ALGONQUIN, IL; ALSIP, IL; ANTIOCH, IL; ARLINGTON HEIGHTS, IL; AURORA, IL; BARRINGTON, IL; BARTLETT, IL; BASSETT, WI; BATAVIA, IL; BEDFORD PARK, IL; BEECHER, IL; BELLWOOD, IL; BENET LAKE, WI; BENSENVILLE, IL; BERKELEY, IL; BERWYN, IL; BEVERLY SHORES, IN; BIG ROCK, IL; BLOOMINGDALE, IL; BLUE ISLAND, IL; BOLINGBROOK, IL; BOONE GROVE, IN; BRACEVILLE, IL; BRAIDWOOD, IL; BRIDGEVIEW, IL; BRISTOL, IL; BRISTOL, WI; BROADVIEW, IL; BROOK, IN; BROOKFIELD, IL; BUFFALO GROVE, IL; BURBANK, IL; BURLINGTON, IL; BURLINGTON, WI; CALUMET CITY, IL; CAMP LAKE, WI; CAPRON, IL; CAROL STREAM, IL; CARPENTERSVILLE, IL; CARY, IL; CEDAR LAKE, IN; CHANNAHON, IL; CHESTERTON, IN; CHICAGO HEIGHTS, IL; CHICAGO RIDGE, IL; CHICAGO, IL; CICERO, IL; CLARE, IL; CLARENDON HILLS, IL; COAL CITY, IL; CORTLAND, IL; COUNTRY CLUB HILLS, IL; CREST HILL, IL; CRETE, IL; CROWN POINT, IN; CRYSTAL LAKE, IL; DARIEN, IL; DEERFIELD, IL; DEKALB, IL; DEMOTTE, IN; DES PLAINES, IL; DOLTON, IL; DOWNERS GROVE, IL; DUNDEE, IL; DWIGHT, IL; DYER, IN; EARL PARK, IN; EARLVILLE, IL; EAST CHICAGO, IN; ELBURN, IL; ELGIN, IL; ELK GROVE VILLAGE, IL; ELMHURST, IL; ELMWOOD PARK, IL; ELWOOD, IL; EOLA, IL; ESMOND, IL; ESSEX, IL; EVANSTON, IL; EVERGREEN PARK, IL; FAIR OAKS, IN; FLOSSMOOR, IL; FOREST PARK, IL; FORT SHERIDAN, IL; FOX LAKE, IL; FOX RIVER GROVE, IL; FOX VALLEY, IL; FRANCESVILLE, IN; FRANKFORT, IL; FRANKLIN PARK, IL; GARDEN PRAIRIE, IL; GARDNER, IL; GARY, IN; GENEVA, IL; GENOA CITY, WI; GENOA, IL; GILBERTS, IL; GLEN ELLYN, IL; GLENCOE, IL; GLENDALE HEIGHTS, IL; GLENVIEW, IL; GLENWOOD, IL; GOLF, IL; GOODLAND, IN; GRANT PARK, IL; GRAYSLAKE, IL; GREAT LAKES, IL; GRIFFITH, IN; GURNEE, IL; HAMMOND, IN; HAMPSHIRE, IL; HANOVER PARK, IL; HARVARD, IL; HARVEY, IL; HARWOOD HEIGHTS, IL; HAZEL CREST, IL; HEBRON, IL; HEBRON, IN; HICKORY HILLS, IL; HIGHLAND PARK, IL; HIGHLAND, IN; HIGHWOOD, IL; HILLSIDE, IL; HINCKLEY, IL; HINES, IL; HINSDALE, IL; HOBART, IN; HOFFMAN ESTATES, IL; HOMER GLEN, IL; HOMETOWN, IL; HOMEWOOD, IL; HUNTLEY, IL; INGLESIDE, IL; ISLAND LAKE, IL; ITASCA, IL; JOLIET, IL; JUSTICE, IL; KANEVILLE, IL; KANSASVILLE, WI; KENILWORTH, IL; KENOSHA, WI; KENTLAND, IN; KINGSTON, IL; KINSMAN, IL; KIRKLAND, IL; KOUTS, IN; LA CROSSE, IN; LA GRANGE PARK, IL; LA GRANGE, IL; LAFOX, IL; LAKE BLUFF, IL; LAKE FOREST, IL; LAKE IN THE HILLS, IL; LAKE STATION, IN; LAKE VILLA, IL; LAKE VILLAGE, IN; LAKE ZURICH, IL; LANSING, IL; LEE, IL; LELAND, IL; LEMONT, IL; LEROY, IN; LIBERTYVILLE, IL; LINCOLNSHIRE, IL; LINCOLNWOOD, IL; LISLE, IL; LOCKPORT, IL; LOMBARD, IL; LOWELL, IN; LYONS, IL; MALTA, IL; MANHATTAN, IL; MANTENO, IL; MAPLE PARK, IL; MARENGO, IL; MARKHAM, IL; MATTESON, IL; MAYWOOD, IL; MAZON, IL; MCHENRY, IL; MEDARYVILLE, IN; MEDINAH, IL; MELROSE PARK, IL; MERRILLVILLE, IN; MICHIGAN CITY, IN; MIDLOTHIAN, IL; MILLBROOK, IL; MILLINGTON, IL; MINOOKA, IL; MOKENA, IL; MONEE, IL; MONON, IN; MONROE CENTER, IL; MONTGOMERY, IL; MOOSEHEART, IL; MOROCCO, IN; MORRIS, IL; MORTON GROVE, IL; MOUNT AYR, IN; MOUNT PROSPECT, IL; MUNDELEIN, IL; MUNSTER, IN; NAPERVILLE, IL; NEW LENOX, IL; NEW MUNSTER, WI; NEWARK, IL; NILES, IL; NORTH AURORA, IL; NORTH CHICAGO, IL; NORTHBROOK, IL; OAK BROOK, IL; OAK FOREST, IL; OAK LAWN, IL; OAK PARK, IL; OLYMPIA FIELDS, IL; ORLAND PARK, IL; OSWEGO, IL; PALATINE, IL; PALOS HEIGHTS, IL; PALOS HILLS, IL; PALOS PARK, IL; PARK FOREST, IL; PARK RIDGE, IL; PEOTONE, IL; PLAINFIELD, IL; PLANO, IL; PLATO CENTER, IL; PLEASANT PRAIRIE, WI; PORTAGE, IN; POSEN, IL; POWERS LAKE, WI; PROSPECT HEIGHTS, IL; RACINE, WI; RANSOM, IL; REDDICK, IL; REMINGTON, IN; RENNELAER, IN; RICHMOND, IL; RICHTON PARK, IL; RINGWOOD, IL; RIVER FOREST, IL; RIVER GROVE, IL; RIVERDALE, IL; RIVERSIDE, IL; ROBBINS, IL; ROCHELLE, IL; ROLLING MEADOWS, IL; ROMEOVILLE, IL; ROSELAWN, IN; ROSELLE, IL; ROUND LAKE, IL; RUSSELL, IL; SAINT CHARLES, IL; SAINT JOHN, IN; SALEM, WI; SAN PIERRE, IN; SANDWICH, IL; SCHAUMBURG, IL; SCHERERVILLE, IN; SCHILLER PARK, IL; SCHNEIDER, IN; SENECA, IL; SHABBONA, IL; SHELBY, IN; SHOREWOOD, IL; SILVER LAKE, WI; SKOKIE, IL; SOMERS, WI; SOMONAUK, IL; SOUTH ELGIN, IL; SOUTH HOLLAND, IL; SOUTH WILMINGTON, IL; SPRING GROVE, IL; STEGER, IL; STEWARD, IL; STONE PARK, IL; STREAMWOOD, IL; STURTEVANT, WI; SUGAR GROVE, IL; SUMAVA RESORTS, IN; SUMMIT ARGO, IL; SYCAMORE, IL; TECHNY, IL; TEFFT, IN; THAYER, IN; THORNTON, IL; TINLEY PARK, IL; TREVOR, WI; TWIN LAKES, WI; UNION GROVE, WI; UNION, IL; VALPARAISO, IN; VERNON HILLS, IL; VERONA, IL; VILLA PARK, IL; WADSWORTH, IL; WANATAH, IN; WARRENVILLE, IL; WASCO, IL; WATERMAN, IL; WAUCONDA, IL; WAUKEGAN, IL; WAYNE, IL; WEST CHICAGO, IL; WESTCHESTER, IL; WESTERN SPRINGS, IL; WESTMONT, IL; WESTVILLE, IN; WHEATFIELD, IN; WHEATON, IL; WHEELER, IN; WHEELING, IL; WHITING, IN; WILLOW SPRINGS, IL; WILLOWBROOK, IL; WILMETTE, IL; WILMINGTON, IL; WILMOT, WI; WINFIELD, IL; WINNETKA, IL; WINTHROP HARBOR, IL; WOLCOTT, IN; WONDER LAKE, IL; WOOD DALE, IL; WOODRIDGE, IL; WOODSTOCK, IL; WOODWORTH, WI; WORTH, IL; YORKVILLE, IL; ZION, IL

Economics:

| Indiv Tax Returns | Cum Indiv Income | Co Tax Returns | Cum Co Income |
|-------------------|------------------|----------------|---------------|
| 5740000 | 425010641000 | 386220 | 11775609000 |

Entity Counts:

| Org Type | Count |
|----------|-------|
| ----- | ----- |

Company 3227
 Foundation 7
 HigherEd 26

3227 IP-based companies out of 386220 business tax returns = 0.84% in IP company density.

| Year | Est Population | Inventors | Inv / 1000 | Patents | Local Cos | Art Classes |
|------|----------------|-----------|------------|---------|-----------|-------------|
| 2005 | | 3970 | | 2578 | 557 | 364 |
| 2006 | | 4493 | | 3067 | 634 | 352 |
| 2007 | | 4123 | | 2679 | 567 | 361 |
| 2008 | | 3878 | | 2598 | 526 | 344 |
| 2009 | | 4034 | | 2764 | 531 | 356 |
| 2010 | 9461105 | 5132 | 0.54 | 3598 | 591 | 372 |
| 2011 | 9493464 | 5198 | 0.55 | 3740 | 643 | 379 |
| 2012 | 9519316 | 5726 | 0.6 | 4227 | 649 | 380 |
| 2013 | 9544796 | 6239 | 0.65 | 4753 | 712 | 388 |
| 2014 | 9554598 | 6915 | 0.72 | 5254 | 736 | 394 |

| Inventors | Patents |
|---------------|---------|
| Totals: 27497 | 35258 |

Top 25 Art Classes:

| Art Class (code) | Patents | % this metro | % top 250 |
|---|---------|--------------|-----------|
| Data processing: financial, business practice, man... (705) | 1837 | 5.2% | 8.1% |
| Telecommunications... (455) | 1570 | 4.5% | 7% |
| Multiplex communications... (370) | 1390 | 3.9% | 4.2% |
| Drug, bio-affecting and body treating compositions... (514) | 925 | 2.6% | 4.1% |
| Amusement devices: games... (463) | 776 | 2.2% | 14.3% |
| Telephonic communications... (379) | 668 | 1.9% | 9% |
| Electrical connectors... (439) | 646 | 1.8% | 9.5% |
| Communications: electrical... (340) | 597 | 1.7% | 5% |
| Electrical computers and digital processing system... (709) | 589 | 1.7% | 2.3% |
| Chemistry: molecular biology and microbiology... (435) | 535 | 1.5% | 3% |
| Surgery... (604) | 464 | 1.3% | 5.1% |
| Drug, bio-affecting and body treating compositions... (424) | 456 | 1.3% | 3% |
| Data processing: database and file management or d... (707) | 453 | 1.3% | 1.9% |
| Chemistry of hydrocarbon compounds... (585) | 429 | 1.2% | 25.5% |
| Image analysis... (382) | 403 | 1.1% | 2.9% |
| Pulse or digital communications... (375) | 373 | 1.1% | 2.9% |
| Data processing: vehicles, navigation, and relativ... (701) | 348 | 1% | 3.9% |
| Illumination... (362) | 342 | 1% | 6.6% |
| Radiant energy... (250) | 320 | 0.9% | 3.8% |
| Chemical apparatus and process disinfecting, deodo... (422) | 318 | 0.9% | 7.3% |
| Stock material or miscellaneous articles... (428) | 309 | 0.9% | 3.8% |
| Surgery... (600) | 309 | 0.9% | 2.7% |
| Electricity: electrical systems and devices... (361) | 296 | 0.8% | 3.5% |
| Liquid purification or separation... (210) | 287 | 0.8% | 5.9% |
| Special receptacle or package... (206) | 282 | 0.8% | 9.5% |

Patents (by local inventors) assigned to local companies (top 25 or less):
 NOTE: this company count is likely less than the total company account above
 because the above count includes local companies with non-local inventors.

| Company Name | Patents |
|----------------|---------|
| Motorola, Inc. | 1398 |
| UOP LLC | 1277 |

| | |
|---|-----|
| Illinois Tool Works Inc. | 785 |
| S.C. Johnson & Son, Inc. | 732 |
| WMS Gaming Inc. | 604 |
| Northwestern University | 548 |
| Motorola Mobility LLC | 531 |
| Panduit Corp. | 480 |
| Motorola Mobility, Inc. | 421 |
| Motorola Solutions, Inc. | 397 |
| Trading Technologies International, Inc. | 370 |
| Baxter International Inc. | 297 |
| Molex Incorporated | 265 |
| Cleversafe, Inc. | 247 |
| UChicago Argonne, LLC | 245 |
| AbbVie Inc. | 238 |
| Nalco Company | 230 |
| International Engine Intellectual Property Company, LLC | 182 |
| United States Gypsum Company | 182 |
| WMS Gaming, Inc. | 174 |
| The University of Chicago | 161 |
| The Chamberlain Group, Inc. | 153 |
| Wm. Wrigley Jr. Company | 145 |
| Cabot Microelectronics Corporation | 141 |
| Medline Industries, Inc. | 135 |

Top 25 (or less) local inventors:

| Inventor | Company | Patents |
|--------------------------|--|---------|
| Jason K. Resch | Cleversafe, Inc. | 150 |
| Michael R. Vogler | Suncast Technologies, LLC | 123 |
| Michael J. Burns | Trading Technologies International, Inc. | 104 |
| Joel R. Jaffe | WMS Gaming Inc. | 100 |
| Jack E. Caveney | Panduit Corp. | 97 |
| Douglas U. Mennie | Cummins-Allison Corp. | 91 |
| Allon G. Englman | WMS Gaming Inc. | 87 |
| Wesley Leggette | Cleversafe, Inc. | 85 |
| Victor Hoernig | Brasstech, Inc. | 82 |
| William J. Jones | Cummins-Allison Corp. | 82 |
| Yigang Cai | Alcatel Lucent | 81 |
| Masud Bolouri-Saransar | Panduit Corp. | 78 |
| Larry J. Pacey | WMS Gaming Inc. | 75 |
| Michael Thuma | Suncast Technologies, LLC | 75 |
| Robert A. West | Trading Technologies International, Inc. | 75 |
| Alakananda Bhattacharyya | UOP LLC | 74 |
| Greg Dhuse | Cleversafe, Inc. | 73 |
| Jeremy M. Hornik | WMS Gaming Inc. | 72 |
| Kevin I. Bertness | Midtronics, Inc. | 71 |
| James J. Fitzgibbon | The Chamberlain Group, Inc. | 68 |
| Mark B. Gagner | WMS Gaming Inc. | 68 |
| Jason M. Walsh | Masonite Corporation | 65 |
| Deng-Yang Jan | UOP LLC | 63 |
| Geraint Krumpe | Liberty Hardware Mfg. Corp. | 63 |
| John M. Harris | Motorola, Inc. | 63 |

> CHICO, CA [17020]

List of 19 included communities:

BANGOR, CA; BERRY CREEK, CA; BIGGS, CA; CHALLENGE, CA; CHICO, CA; CLIPPER MILLS, CA; DURHAM, CA; FEATHER FALLS, CA; FORBESTOWN, CA; FOREST RANCH, CA; GRIDLEY, CA; MAGALIA, CA; MARYSVILLE, CA; NELSON, CA; OROVILLE, CA; PALERMO, CA; PARADISE, CA; RICHVALE, CA; STIRLING CITY, CA

Economics:

| Indiv Tax Returns | Cum Indiv Income | Co Tax Returns | Cum Co Income |
|-------------------|------------------|----------------|---------------|
| 96570 | 4877030000 | 4090 | 260592000 |

Entity Counts:

| Org Type | Count |
|------------|-------|
| Company | 27 |
| Foundation | 1 |

27 IP-based companies out of 4090 business tax returns = 0.66% in IP company density.

| Year | Est Population | Inventors | Inv / 1000 | Patents | Local Cos | Art Classes |
|------|----------------|-----------|------------|---------|-----------|-------------|
| 2005 | | 10 | | 9 | 1 | 9 |
| 2006 | | 22 | | 20 | 2 | 19 |
| 2007 | | 19 | | 17 | 2 | 16 |
| 2008 | | 17 | | 17 | 5 | 17 |
| 2009 | | 20 | | 18 | 4 | 13 |
| 2010 | 220000 | 33 | 0.15 | 32 | 4 | 26 |
| 2011 | 220025 | 19 | 0.09 | 16 | 3 | 16 |
| 2012 | 221279 | 36 | 0.16 | 36 | 3 | 29 |
| 2013 | 222420 | 33 | 0.15 | 35 | 4 | 27 |
| 2014 | 224241 | 30 | 0.13 | 32 | 3 | 26 |

| | Inventors | Patents |
|---------|-----------|---------|
| Totals: | 168 | 232 |

Top 25 Art Classes:

| Art Class (code) | Patents | % this metro | % top 250 |
|---|---------|--------------|-----------|
| Amusement devices: games... (273) | 10 | 4.3% | 0.7% |
| Multicellular living organisms and unmodified part... (800) | 9 | 3.9% | 0.2% |
| Surgery... (606) | 9 | 3.9% | 0.1% |
| Data processing: database and file management or d... (707) | 7 | 3% | 0% |
| Data processing: financial, business practice, man... (705) | 6 | 2.6% | 0% |
| Prosthesis (i.e., artificial body members), parts ... (623) | 6 | 2.6% | 0.1% |
| Active solid-state devices (e.g., transistors, sol... (257) | 5 | 2.2% | 0% |
| Electrical computers and digital processing system... (713) | 5 | 2.2% | 0% |
| Fire escape, ladder, or scaffold... (182) | 5 | 2.2% | 0.8% |
| Optical communications... (398) | 5 | 2.2% | 0.2% |
| Surgery: light, thermal, and electrical applicatio... (607) | 5 | 2.2% | 0.1% |
| Data processing: measuring, calibrating, or testin... (702) | 4 | 1.7% | 0% |
| Drug, bio-affecting and body treating compositions... (514) | 4 | 1.7% | 0% |
| Electrical computers and digital processing system... (709) | 4 | 1.7% | 0% |
| Gas separation: processes... (95) | 4 | 1.7% | 0.5% |
| Heat exchange... (165) | 4 | 1.7% | 0.4% |

| | | | |
|---|---|------|------|
| Interactive video distribution systems... (725) | 4 | 1.7% | 0.1% |
| Synthetic resins or natural rubbers -- part of the... (525) | 4 | 1.7% | 0.1% |
| Electric heating... (219) | 3 | 1.3% | 0.1% |
| Amusement devices: games... (463) | 3 | 1.3% | 0.1% |
| Chemistry: molecular biology and microbiology... (435) | 3 | 1.3% | 0% |
| Electric lamp or space discharge component or devi... (445) | 3 | 1.3% | 1% |
| Electrical computers and digital data processing s... (710) | 3 | 1.3% | 0% |
| Electrical computers and digital processing system... (711) | 3 | 1.3% | 0% |
| Exercise devices... (482) | 3 | 1.3% | 0.1% |

Patents (by local inventors) assigned to local companies (top 25 or less):
 NOTE: this company count is likely less than the total company account above
 because the above count includes local companies with non-local inventors.

| Company Name | Patents |
|---|---------|
| California Cooperative Rice Research Foundation, Inc. | 7 |
| United States Thermoelectric Consortium | 7 |
| Klean Kanteen, Inc. | 6 |
| Roplast Industries, Inc. | 4 |
| INAG, Inc. | 3 |
| United States Thermoelectric Consortium (USTC) | 2 |
| Wrex Products, Inc. | 1 |
| Weiss-McNair LLC | 1 |
| Sunsweet Growers Inc. | 1 |
| Springboard Biodiesel, LLC | 1 |
| Joy Signal Technology, LLC | 1 |
| Rafken, Inc. | 1 |
| Preserve International | 1 |
| Pete I Pistachios, Inc. | 1 |
| Norfield Industries | 1 |
| Monoceros Corporation | 1 |
| Mary's Gone Crackers, Inc. | 1 |
| FAFCO, Incorporated | 1 |
| F&M Manufacturing and Machine Company | 1 |
| Dominic Carter Inc. | 1 |
| DataDancer Medical Systems | 1 |
| CleanTracks, LLC | 1 |
| ATC Hardware Systems, Inc. | 1 |
| ATC Hardware Systems Inc. | 1 |
| Advanced Light Technologies, LLC | 1 |

Top 25 (or less) local inventors:

| Inventor | Company | Patents |
|-----------------------|--|---------|
| Gregory M. Sanger | Spectrasensors, Inc. | 9 |
| Nathan Aronson | PneumRx, Inc. | 9 |
| Gerald F. Sage | Finisar Corporation | 7 |
| James M. Kerner | United States Thermoelectric Consortium | 6 |
| Brett Renlund | Klean Kanteen, Inc. | 5 |
| Carl W. Johnson | California Cooperative Rice Research Foundation, I | 4 |
| Clifford Alan Zitlaw | Spansion LLC | 4 |
| Guy Lowell Kuntz | Hewlett-Packard Development Company, L.P. | 4 |
| Kelby Simison | Chevron Oronite Company LLC | 4 |
| Brian N. Pierce | Sunsweet Growers, Inc. | 3 |
| Colleen Stack N'diaye | Synecor LLC | 3 |
| Guy L. Kuntz | Hewlett-Packard Development Company, L.P. | 3 |
| Jeff Cresswell | Klean Kanteen, Inc. | 3 |
| Kelby Simison | The University of Southern Mississippi | 3 |
| Kent S. McKenzie | California Cooperative Rice Research Foundation, I | 3 |
| Mark H. Jones | INAG, Inc. | 3 |
| Michael Spokoiny | United States Thermoelectric Consortium | 3 |

| | | |
|-------------------|---|---|
| Nathan Aronson | Cardiac Dimensions, Inc. | 3 |
| Robert T. Bateman | Roplast Industries, Inc. | 3 |
| Ross Walden Tye | IKOR, Inc. | 3 |
| Steven J. Koch | Alliant Techsystems Inc. | 3 |
| Tatsushi Toyokuni | Searete LLC | 3 |
| Tatsushi Toyokuni | The Invention Science Fund I, LLC | 3 |
| Craig A. Heath | Intuit Inc. | 2 |
| Craig J. Lux | United States Thermoelectric Consortium | 2 |

> CINCINNATI-MIDDLETOWN, OH-KY-IN [17140]

List of 142 included communities:

ABERDEEN, OH; ADDYSTON, OH; ALEXANDRIA, KY; AMELIA, OH; AUGUSTA, KY; AURORA, IN; BATAVIA, OH; BATESVILLE, IN; BATH, IN; BELLEVUE, KY; BENNINGTON, IN; BERRY, KY; BETHEL, OH; BLANCHESTER, OH; BROOKSVILLE, KY; BROOKVILLE, IN; BURLINGTON, KY; BUTLER, KY; CALIFORNIA, KY; CAMP DENNISON, OH; CEDAR GROVE, IN; CHILO, OH; CINCINNATI, OH; CLARKSVILLE, OH; CLEVES, OH; COLLEGE CORNER, OH; COLLINSVILLE, OH; CONNERSVILLE, IN; CORINTH, KY; COVINGTON, KY; CRITTENDEN, KY; CROSS PLAINS, IN; DAYTON, KY; DAYTON, OH; DE MOSSVILLE, KY; DECATUR, OH; DILLSBORO, IN; DOVER, KY; DRY RIDGE, KY; ERLANGER, KY; FAIRFIELD, OH; FALMOUTH, KY; FAYETTEVILLE, OH; FEESBURG, OH; FELICITY, OH; FLORENCE, KY; FORT THOMAS, KY; FOSTER, KY; FRANKLIN, OH; FT MITCHELL, KY; GEORGETOWN, OH; GERMANTOWN, KY; GERMANTOWN, OH; GHENT, KY; GLENCOE, KY; GOSHEN, OH; GREENSBURG, IN; GUILFORD, IN; HAMERSVILLE, OH; HAMILTON, OH; HARRISON, OH; HARVEYSBURG, OH; HEBRON, KY; HIGGINSPO, OH; HILLSBORO, OH; HOOVEN, OH; INDEPENDENCE, KY; JONESVILLE, KY; KENTON, KY; KINGS MILLS, OH; LATONIA, KY; LAUREL, IN; LAWRENCEBURG, IN; LEBANON, OH; LIBERTY, IN; LOVELAND, OH; LYNCHBURG, OH; MAINEVILLE, OH; MANCHESTER, OH; MARATHON, OH; MASON, KY; MASON, OH; MELBOURNE, KY; METAMORA, IN; MIAMISBURG, OH; MIAMITOWN, OH; MIAMIVILLE, OH; MIDDLETOWN, OH; MIDLAND, OH; MILAN, IN; MILFORD, KY; MILFORD, OH; MONROE, OH; MOORES HILL, IN; MORNING VIEW, KY; MORROW, OH; MOSCOW, OH; MOUNT OLIVET, KY; MOUNT ORAB, OH; MOUNT SAINT JOSEPH, OH; NEVILLE, OH; NEW RICHMOND, OH; NEW TRENTON, IN; NEWPORT, KY; NEWTONSVILLE, OH; NORTH BEND, OH; OKEANA, OH; OLDENBURG, IN; OREGONIA, OH; OVERPECK, OH; OWENSVILLE, OH; OXFORD, OH; PETERSBURG, KY; PLEASANT PLAIN, OH; RIPLEY, OH; RISING SUN, IN; ROSS, OH; RUSHVILLE, IN; RUSSELLVILLE, OH; SANDERS, KY; SARDINIA, OH; SEVEN MILE, OH; SHANDON, OH; SILVER GROVE, KY; SOMERVILLE, OH; SOUTH LEBANON, OH; SPARTA, KY; SPRINGBORO, OH; SUNMAN, IN; TERRACE PARK, OH; TRENTON, OH; UNION, KY; VERONA, KY; WALTON, KY; WARSAW, KY; WAYNESVILLE, OH; WEST CHESTER, OH; WEST COLLEGE CORNER, IN; WEST HARRISON, IN; WILLIAMSBURG, OH; WILLIAMSTOWN, KY; WINCHESTER, OH

Economics:

| Indiv Tax Returns | Cum Indiv Income | Co Tax Returns | Cum Co Income |
|-------------------|------------------|----------------|---------------|
| 1496680 | 93844684000 | 72510 | 2809438000 |

Entity Counts:

| Org Type | Count |
|------------|-------|
| Company | 825 |
| Foundation | 2 |
| HigherEd | 6 |

825 IP-based companies out of 72510 business tax returns = 1.14% in IP company density.

| Year | Est Population | Inventors | Inv / 1000 | Patents | Local Cos | Art Classes |
|------|----------------|-----------|------------|---------|-----------|-------------|
| 2005 | | 1381 | | 875 | 118 | 235 |
| 2006 | | 1508 | | 969 | 166 | 225 |
| 2007 | | 1326 | | 845 | 120 | 212 |
| 2008 | | 1213 | | 822 | 134 | 213 |
| 2009 | | 1338 | | 887 | 155 | 239 |
| 2010 | 2114580 | 1755 | 0.83 | 1294 | 159 | 262 |
| 2011 | 2123332 | 1716 | 0.81 | 1218 | 164 | 247 |
| 2012 | 2129786 | 1778 | 0.83 | 1308 | 170 | 230 |
| 2013 | 2138536 | 1889 | 0.88 | 1442 | 165 | 243 |
| 2014 | 2149449 | 1907 | 0.89 | 1519 | 171 | 247 |

| Inventors | Patents |
|--------------|---------|
| Totals: 8192 | 11179 |

Top 25 Art Classes:

| Art Class (code) | Patents | % this metro | % top 250 |
|---|---------|--------------|-----------|
| Surgery... (604) | 575 | 5.1% | 6.3% |
| Surgery... (606) | 519 | 4.6% | 3.9% |
| Stock material or miscellaneous articles... (428) | 397 | 3.6% | 4.9% |
| Cleaning compositions for solid surfaces, auxiliar... (510) | 379 | 3.4% | 21.7% |
| Surgery... (600) | 363 | 3.2% | 3.2% |
| Elongated-member-driving apparatus... (227) | 296 | 2.6% | 24% |
| Drug, bio-affecting and body treating compositions... (424) | 274 | 2.5% | 1.8% |
| Rotary kinetic fluid motors or pumps... (415) | 234 | 2.1% | 11% |
| Surgery: light, thermal, and electrical applicatio... (607) | 218 | 2% | 3% |
| Drug, bio-affecting and body treating compositions... (514) | 183 | 1.6% | 0.8% |
| Paper making and fiber liberation... (162) | 173 | 1.5% | 14.1% |
| Harvesters... (56) | 161 | 1.4% | 10.9% |
| Data processing: financial, business practice, man... (705) | 160 | 1.4% | 0.7% |
| Communications: electrical... (340) | 157 | 1.4% | 1.3% |
| Fluid reaction surfaces (i.e., impellers)... (416) | 148 | 1.3% | 7.9% |
| Coating processes... (427) | 140 | 1.3% | 3.6% |
| Chemistry: molecular biology and microbiology... (435) | 136 | 1.2% | 0.8% |
| Adhesive bonding and miscellaneous chemical manufa... (156) | 130 | 1.2% | 3.8% |
| Incremental printing of symbolic information... (347) | 130 | 1.2% | 3.6% |
| Surgery: splint, brace, or bandage... (602) | 128 | 1.1% | 4.6% |
| Plastic and nonmetallic article shaping or treatin... (264) | 112 | 1% | 3.4% |
| Data processing: generic control systems or specif... (700) | 100 | 0.9% | 1.6% |
| Food or edible material: processes, compositions, ... (426) | 96 | 0.9% | 5% |
| Multiplex communications... (370) | 90 | 0.8% | 0.3% |
| Synthetic resins or natural rubbers -- part of the... (526) | 89 | 0.8% | 4.5% |

Patents (by local inventors) assigned to local companies (top 25 or less):
NOTE: this company count is likely less than the total company account above
because the above count includes local companies with non-local inventors.

| Company Name | Patents |
|--|---------|
| The Procter & Gamble Company | 3368 |
| Ethicon Endo-Surgery, Inc. | 1181 |
| Hill-Rom Services, Inc. | 234 |
| Devicor Medical Products, Inc. | 112 |
| The Procter and Gamble Company | 98 |
| Deceuninck North America, LLC | 84 |
| University of Cincinnati | 83 |
| LSI Industries, Inc. | 76 |
| Children's Hospital Medical Center | 70 |
| Batesville Services, Inc. | 69 |
| The Iams Company | 59 |
| Pur Water Purification Products, Inc. | 56 |
| Morning Pride Manufacturing, L.L.C. | 52 |
| Campbell Hausfeld/Scott Fetzer Company | 48 |
| Procter & Gamble Company | 46 |
| Ticona LLC | 46 |
| X-spine Systems, Inc. | 35 |
| University of Dayton | 33 |
| The Procter & Gamble Company | 32 |
| AtriCure, Inc. | 31 |
| The Procter & Gamble Co. | 27 |
| NCR Corporation | 25 |
| Toyota Motor Engineering & Manufacturing North America, Inc. | 25 |
| IlSCO Corporation | 24 |
| The Procter + Gamble Company | 22 |

Top 25 (or less) local inventors:

| Inventor | Company | Patents |
|----------------------------|-------------------------------------|---------|
| Frederick E. Shelton, IV | Ethicon Endo-Surgery, Inc. | 253 |
| Ching-Pang Lee | General Electric Company | 127 |
| Mark S. Ortiz | Ethicon Endo-Surgery, Inc. | 108 |
| Jerome R. Morgan | Ethicon Endo-Surgery, Inc. | 106 |
| Donald Carroll Roe | The Procter & Gamble Company | 81 |
| Jeffrey S. Swayze | Ethicon Endo-Surgery, Inc. | 74 |
| John A. Hibner | Devicor Medical Products, Inc. | 67 |
| Michael J. Stokes | Ethicon Endo-Surgery, Inc. | 66 |
| William B. Weisenburgh, II | Ethicon Endo-Surgery, Inc. | 65 |
| Christopher J. Hess | Ethicon Endo-Surgery, Inc. | 64 |
| Kevin Benson McNeil | The Procter & Gamble Company | 64 |
| Mark James Kline | The Procter & Gamble Company | 63 |
| Ramgopal Darolia | General Electric Company | 61 |
| David W. Hornbach | Hill-Rom Services, Inc. | 57 |
| Chester O. Baxter, III | Ethicon Endo-Surgery, Inc. | 56 |
| Uwe Schneider | The Procter & Gamble Company | 55 |
| Richard H. Heimbrock | Hill-Rom Services, Inc. | 54 |
| Carl W. Riley | Hill-Rom Services, Inc. | 53 |
| Thomas Ory Moniz | General Electric Company | 53 |
| Mary I. Grilliot | Morning Pride Manufacturing, L.L.C. | 52 |
| William L. Grilliot | Morning Pride Manufacturing, L.L.C. | 52 |
| Mark Robert Sivik | The Procter & Gamble Company | 51 |
| Philip G. Morton | Deceuninck North America, LLC | 51 |
| Mark S. Zeiner | Ethicon Endo-Surgery, Inc. | 48 |
| John D. Boyer | LSI Industries, Inc. | 47 |

> CLARKSVILLE, TN-KY [17300]

List of 37 included communities:

ADAMS, TN; ASHLAND CITY, TN; BIG ROCK, TN; BUMPUS MILLS, TN; CADIZ, KY; CEDAR HILL, TN; CERULEAN, KY; CHAPMANSBORO, TN; CLARKSVILLE, TN; CROFTON, KY; CUMBERLAND CITY, TN; CUMBERLAND FURNACE, TN; CUNNINGHAM, TN; DAWSON SPRINGS, KY; DOVER, TN; EDDYVILLE, KY; ELKTON, KY; ERIN, TN; FAIRVIEW, KY; FORT CAMPBELL, KY; GRACEY, KY; HERNDON, KY; HOPKINSVILLE, KY; INDIAN MOUND, TN; LA FAYETTE, KY; NORTONVILLE, KY; OAK GROVE, KY; PALMYRA, TN; PEMBROKE, KY; PRINCETON, KY; SAINT CHARLES, KY; SOUTHSIDE, TN; STEWART, TN; TENNESSEE RIDGE, TN; TRENTON, KY; WHITE PLAINS, KY; WOODLAWN, TN

Economics:

| Indiv Tax Returns | Cum Indiv Income | Co Tax Returns | Cum Co Income |
|-------------------|------------------|----------------|---------------|
| 165110 | 7128420000 | 4400 | 262383000 |

Entity Counts:

| Org Type | Count |
|----------|-------|
| Company | 10 |

10 IP-based companies out of 4400 business tax returns = 0.23% in IP company density.

| Year | Est Population | Inventors | Inv / 1000 | Patents | Local Cos | Art Classes |
|------|----------------|-----------|------------|---------|-----------|-------------|
| 2005 | | 11 | | 11 | 2 | 10 |
| 2006 | | 9 | | 10 | 4 | 10 |
| 2007 | | 8 | | 10 | 1 | 9 |
| 2008 | | 12 | | 14 | 2 | 13 |
| 2009 | | 19 | | 18 | 3 | 17 |
| 2010 | 260625 | 20 | 0.08 | 21 | 1 | 16 |
| 2011 | 264611 | 26 | 0.1 | 27 | 1 | 20 |
| 2012 | 275522 | 21 | 0.08 | 22 | 2 | 17 |
| 2013 | 273453 | 19 | 0.07 | 15 | 2 | 14 |
| 2014 | 278353 | 17 | 0.06 | 19 | 2 | 17 |

| Inventors | Patents |
|-------------|---------|
| Totals: 108 | 167 |

Top 25 Art Classes:

| Art Class (code) | Patents | % this metro | % top 250 |
|---|---------|--------------|-----------|
| Planting... (111) | 15 | 9% | 5% |
| Rotary expansible chamber devices... (418) | 9 | 5.4% | 2.8% |
| Motor vehicles... (180) | 7 | 4.2% | 0.3% |
| Fluid-pressure and analogous brake systems... (303) | 6 | 3.6% | 1.1% |
| Hydraulic and earth engineering... (405) | 6 | 3.6% | 0.3% |
| Electric heating... (219) | 4 | 2.4% | 0.1% |
| Batteries: thermoelectric and photoelectric... (136) | 4 | 2.4% | 0.4% |
| Abrading... (451) | 4 | 2.4% | 0.2% |
| Illumination... (362) | 4 | 2.4% | 0.1% |
| Metal fusion bonding... (228) | 4 | 2.4% | 0.5% |
| Chemistry: electrical current producing apparatus,... (429) | 3 | 1.8% | 0.1% |
| Acoustics... (181) | 3 | 1.8% | 0.4% |
| Boots, shoes, and leggings... (36) | 3 | 1.8% | 0.3% |
| Rotary kinetic fluid motors or pumps... (415) | 3 | 1.8% | 0.1% |

| | | | |
|---|---|------|------|
| Surgery... (604) | 3 | 1.8% | 0% |
| Tobacco... (131) | 3 | 1.8% | 0.7% |
| Brakes... (188) | 2 | 1.2% | 0.2% |
| Communications: electrical... (340) | 2 | 1.2% | 0% |
| Data processing: generic control systems or specif... (700) | 2 | 1.2% | 0% |
| Data processing: vehicles, navigation, and relativ... (701) | 2 | 1.2% | 0% |
| Electricity: electrical systems and devices... (361) | 2 | 1.2% | 0% |
| Firearms... (42) | 2 | 1.2% | 0.2% |
| Fluid handling... (137) | 2 | 1.2% | 0.1% |
| Land vehicles... (280) | 2 | 1.2% | 0% |
| Land vehicles: wheels and axles... (301) | 2 | 1.2% | 0.3% |

Patents (by local inventors) assigned to local companies (top 25 or less):
 NOTE: this company count is likely less than the total company account above
 because the above count includes local companies with non-local inventors.

| Company Name | Patents |
|-----------------------------|---------|
| White Drive Products, Inc. | 30 |
| Ebonite International, Inc. | 5 |
| White Hydraulics, Inc. | 2 |
| Enamelite, LLC | 2 |
| Ebonite Holdings, Inc. | 2 |
| Alphatech, Inc. | 1 |
| WCH Industries, LLC | 1 |
| Shelter Technologies, LLC | 1 |
| Plymouth Tube Co. | 1 |

Top 25 (or less) local inventors:

| Inventor | Company | Patents |
|----------------------|--------------------------------------|---------|
| Hollis N. White, Jr. | White Drive Products, Inc. | 13 |
| Richard Daigre | White Drive Products, Inc. | 11 |
| Roger J. Voorhis | Trane International Inc. | 5 |
| William G. Fox | Rhino Technologies LLC | 5 |
| Edward F. Gallagher | Ebonite International, Inc. | 4 |
| Gerard T. Perkins | White Drive Products, Inc. | 3 |
| James E. Pryor | Electrolux Home Products, Inc. | 3 |
| Keith A. Senkyr | RLR Industries | 3 |
| Adam Clark | Electrolux Home Products, Inc. | 2 |
| Carl H. Midgett | Phasex Corporation | 2 |
| David P. Mitchell | Rocky Brands Wholesale LLC | 2 |
| David R. Delapp | Vanderbilt University | 2 |
| Hollis Newcomb White | White Drive Products, Inc. | 2 |
| James Edward Pryor | Electrolux Home Products, Inc. | 2 |
| James R. Vinson | Enamelite, LLC | 2 |
| John W. Dyer | Schneider Electric USA, Inc. | 2 |
| Jun Wang | Johnson Controls Technology Company | 2 |
| Keith A. Senkyr | RLR Industries, Inc. | 2 |
| Robert F. Schult | Trane International Inc. | 2 |
| Amy N. Sorensen | American Standard International Inc. | 1 |
| Antonio Esposito | Plymouth Tube Co. | 1 |
| Bert L. Feinberg | Trane International Inc. | 1 |
| Brent L. Streeter | Deere & Company | 1 |
| Brent Streeter | Behr America, Inc. | 1 |
| Bruce Gerald Sheaves | Electrolux Home Products, Inc. | 1 |

> CLEVELAND-ELYRIA-MENTOR, OH [17460]

List of 85 included communities:

AKRON, OH; AMHERST, OH; AURORA, OH; AVON LAKE, OH; AVON, OH; BARBERTON, OH; BAY VILLAGE, OH; BEACHWOOD, OH; BEDFORD, OH; BEREA, OH; BRECKSVILLE, OH; BROADVIEW HEIGHTS, OH; BROOKPARK, OH; BRUNSWICK, OH; BURBANK, OH; BURTON, OH; CHAGRIN FALLS, OH; CHARDON, OH; CHESTERLAND, OH; CHIPPEWA LAKE, OH; CLEVELAND, OH; COLUMBIA STATION, OH; CRESTON, OH; DOYLESTOWN, OH; EAST CLARIDON, OH; EASTLAKE, OH; ELYRIA, OH; EUCLID, OH; GARRETTSVILLE, OH; GATES MILLS, OH; GENEVA, OH; GRAFTON, OH; GRAND RIVER, OH; HINCKLEY, OH; HIRAM, OH; HOMERVILLE, OH; HUNTSBURG, OH; INDEPENDENCE, OH; KIPTON, OH; LAGRANGE, OH; LAKEWOOD, OH; LITCHFIELD, OH; LODI, OH; LORAIN, OH; MADISON, OH; MANTUA, OH; MAPLE HEIGHTS, OH; MEDINA, OH; MENTOR, OH; MIDDLEFIELD, OH; MONTVILLE, OH; NEW LONDON, OH; NEWBURY, OH; NORTH OLMSTED, OH; NORTH RIDGEVILLE, OH; NORTH ROYALTON, OH; NOVA, OH; NOVELTY, OH; OBERLIN, OH; OLMSTED FALLS, OH; PAINESVILLE, OH; PARKMAN, OH; PERRY, OH; RITTMAN, OH; ROCKY RIVER, OH; SEVILLE, OH; SHARON CENTER, OH; SHEFFIELD LAKE, OH; SOLON, OH; SPENCER, OH; STRONGSVILLE, OH; SULLIVAN, OH; THOMPSON, OH; VALLEY CITY, OH; VERMILION, OH; WADSWORTH, OH; WAKEMAN, OH; WELLINGTON, OH; WEST FARMINGTON, OH; WEST SALEM, OH; WESTFIELD CENTER, OH; WESTLAKE, OH; WICKLIFFE, OH; WILLOUGHBY, OH; WINDSOR, OH

Economics:

| Indiv Tax Returns | Cum Indiv Income | Co Tax Returns | Cum Co Income |
|-------------------|------------------|----------------|---------------|
| 1238040 | 75377874000 | 71310 | 2304594000 |

Entity Counts:

| Org Type | Count |
|------------|-------|
| Company | 1006 |
| Foundation | 8 |
| HigherEd | 12 |

1006 IP-based companies out of 71310 business tax returns = 1.41% in IP company density.

| Year | Est Population | Inventors | Inv / 1000 | Patents | Local Cos | Art Classes |
|------|----------------|-----------|------------|---------|-----------|-------------|
| 2005 | | 808 | | 668 | 181 | 226 |
| 2006 | | 929 | | 758 | 204 | 218 |
| 2007 | | 875 | | 703 | 180 | 206 |
| 2008 | | 877 | | 719 | 155 | 222 |
| 2009 | | 863 | | 707 | 195 | 219 |
| 2010 | 2077240 | 1113 | 0.54 | 986 | 213 | 233 |
| 2011 | 2068399 | 1105 | 0.53 | 1021 | 216 | 245 |
| 2012 | 2064570 | 1200 | 0.58 | 979 | 217 | 235 |
| 2013 | 2065328 | 1369 | 0.66 | 1174 | 235 | 264 |
| 2014 | 2063598 | 1439 | 0.7 | 1234 | 222 | 251 |

| Inventors | Patents |
|--------------|---------|
| Totals: 5992 | 8949 |

Top 25 Art Classes:

| Art Class (code) | Patents | % this metro | % top 250 |
|---|---------|--------------|-----------|
| Registers... (235) | 306 | 3.4% | 4.9% |
| Stock material or miscellaneous articles... (428) | 233 | 2.6% | 2.9% |
| Synthetic resins or natural rubbers -- part of the... (524) | 209 | 2.3% | 6.9% |
| Electric heating... (219) | 200 | 2.2% | 6.2% |
| Synthetic resins or natural rubbers -- part of the... (525) | 179 | 2% | 6.3% |

| | | | |
|---|-----|------|-------|
| Illumination... (362) | 162 | 1.8% | 3.1% |
| Electricity: measuring and testing... (324) | 154 | 1.7% | 2% |
| Chemistry: electrical current producing apparatus,... (429) | 150 | 1.7% | 3.9% |
| Data processing: generic control systems or specif... (700) | 142 | 1.6% | 2.3% |
| Surgery: light, thermal, and electrical applicatio... (607) | 139 | 1.6% | 1.9% |
| Surgery... (600) | 135 | 1.5% | 1.2% |
| Data processing: financial, business practice, man... (705) | 130 | 1.5% | 0.6% |
| Communications: electrical... (340) | 129 | 1.4% | 1.1% |
| Resilient tires and wheels... (152) | 125 | 1.4% | 13.1% |
| Radiant energy... (250) | 115 | 1.3% | 1.4% |
| Surgery... (606) | 113 | 1.3% | 0.9% |
| Solid anti-friction devices, materials therefor, l... (508) | 101 | 1.1% | 14% |
| Electric lamp and discharge devices: systems... (315) | 99 | 1.1% | 4.1% |
| Plastic and nonmetallic article shaping or treatin... (264) | 98 | 1.1% | 3% |
| Data processing: vehicles, navigation, and relativ... (701) | 97 | 1.1% | 1.1% |
| Multiplex communications... (370) | 96 | 1.1% | 0.3% |
| Adhesive bonding and miscellaneous chemical manufa... (156) | 90 | 1% | 2.6% |
| Chemical apparatus and process disinfecting, deodo... (422) | 88 | 1% | 2% |
| Chemistry: molecular biology and microbiology... (435) | 86 | 1% | 0.5% |
| Electric lamp and discharge devices... (313) | 85 | 0.9% | 6.3% |

Patents (by local inventors) assigned to local companies (top 25 or less):
 NOTE: this company count is likely less than the total company account above
 because the above count includes local companies with non-local inventors.

| Company Name | Patents |
|---------------------------------------|---------|
| The Goodyear Tire & Rubber Company | 449 |
| The Cleveland Clinic Foundation | 202 |
| The Lubrizol Corporation | 164 |
| Moen Incorporated | 143 |
| Case Western Reserve University | 134 |
| Bendix Commercial Vehicle Systems LLC | 123 |
| American Greetings Corporation | 117 |
| Invacare Corporation | 114 |
| The University of Akron | 111 |
| Nordson Corporation | 90 |
| GOJO Industries, Inc. | 75 |
| Lubrizol Advanced Materials, Inc. | 74 |
| The Sherwin-Williams Company | 72 |
| Vita-Mix Corporation | 59 |
| Parker-Hannifin Corporation | 54 |
| Swagelok Company | 51 |
| American Sterilizer Company | 49 |
| Ferro Corporation | 45 |
| Polyone Corporation | 42 |
| The Eastern Company | 36 |
| GE Lighting Solutions, LLC | 33 |
| MTD Products Inc | 33 |
| PPG Industries Ohio, Inc. | 33 |
| The Lamson & Sessions Co. | 33 |
| Orthohelix Surgical Designs, Inc. | 32 |

Top 25 (or less) local inventors:

| Inventor | Company | Patents |
|----------------------|---|---------|
| Sheldon H. Goodman | Spectrum Diversified Designs, Inc. | 294 |
| Phaysouk Xayoiiphonh | Spectrum Diversified Designs, Inc. | 129 |
| Omer I. Sazir | Spectrum Diversified Designs, Inc. | 127 |
| Richard C. Darr | Plastipak Packaging, Inc. | 94 |
| James J. Miller | Plastipak Packaging, Inc. | 62 |
| Jeffery M. Enright | Diebold Self-Service Systems division of Diebold, | 41 |

| | | |
|--------------------------|---|----|
| John J. Baier | Rockwell Automation Technologies, Inc. | 39 |
| Karl Eric Sundkvist | The Goodyear Tire & Rubber Company | 39 |
| Elizabeth A. Cho | Spectrum Diversified Designs, Inc. | 37 |
| Robert J. Kretschmann | Rockwell Automation Technologies, Inc. | 37 |
| William L. Hergenrother | Bridgestone Corporation | 37 |
| Frederick M. Discenzo | Rockwell Automation Technologies, Inc. | 35 |
| Jennifer P. Sedwick | Moen Incorporated | 35 |
| Lee S. Weirnerman | The Eastern Company | 34 |
| Songtao Ma | Diebold Self-Service Systems division of Diebold, | 34 |
| Terrence E. Hogan | Bridgestone Corporation | 34 |
| David Mayer | American Greetings Corporation | 33 |
| Marc A. Pedmo | Plastipak Packaging, Inc. | 31 |
| Richard A. Lovelace, Jr. | Plastipak Packaging, Inc. | 31 |
| Richard D. Boozer | Vita-Mix Corporation | 29 |
| Gregg M. Sichner | Rockwell Automation Technologies, Inc. | 27 |
| Matthew Pahl | Diebold, Incorporated | 27 |
| Robert M. Ulanski | Vita-Mix Corporation | 27 |
| Wayne Warren | Diebold, Incorporated | 27 |
| Eric G. Hull | The Lamson & Sessions Co. | 26 |

> COLLEGE STATION-BRYAN, TX [17780]

List of 23 included communities:

BREMOND, TX; BRYAN, TX; CALDWELL, TX; CALVERT, TX; CHRISMAN, TX; COLLEGE STATION, TX; DEANVILLE, TX; FRANKLIN, TX; HEARNE, TX; KOSSE, TX; KURTEN, TX; LYONS, TX; MILANO, TX; MILLICAN, TX; MUMFORD, TX; NAVASOTA, TX; NEW BADEN, TX; ROCKDALE, TX; SNOOK, TX; SOMERVILLE, TX; THORNTON, TX; WELLBORN, TX; WHEELOCK, TX

Economics:

| Indiv Tax Returns | Cum Indiv Income | Co Tax Returns | Cum Co Income |
|-------------------|------------------|----------------|---------------|
| 108740 | 6182199000 | 5100 | 263847000 |

Entity Counts:

| Org Type | Count |
|----------|-------|
| Company | 49 |
| HigherEd | 7 |

49 IP-based companies out of 5100 business tax returns = 0.96% in IP company density.

| Year | Est Population | Inventors | Inv / 1000 | Patents | Local Cos | Art Classes |
|------|----------------|-----------|------------|---------|-----------|-------------|
| 2005 | | 96 | | 62 | 9 | 43 |
| 2006 | | 108 | | 72 | 10 | 46 |
| 2007 | | 104 | | 73 | 11 | 41 |
| 2008 | | 85 | | 54 | 6 | 41 |
| 2009 | | 69 | | 67 | 4 | 48 |
| 2010 | 228660 | 89 | 0.39 | 84 | 10 | 51 |
| 2011 | 231578 | 97 | 0.42 | 116 | 9 | 57 |
| 2012 | 234373 | 121 | 0.52 | 127 | 11 | 69 |
| 2013 | 238245 | 132 | 0.55 | 133 | 12 | 70 |
| 2014 | 242905 | 129 | 0.53 | 117 | 12 | 75 |

| | Inventors | Patents |
|---------|-----------|---------|
| Totals: | 658 | 905 |

Top 25 Art Classes:

| Art Class (code) | Patents | % this metro | % top 250 |
|---|---------|--------------|-----------|
| Multicellular living organisms and unmodified part... (800) | 48 | 5.3% | 0.8% |
| Drug, bio-affecting and body treating compositions... (514) | 39 | 4.3% | 0.2% |
| Wells... (166) | 37 | 4.1% | 0.6% |
| Chemistry: molecular biology and microbiology... (435) | 35 | 3.9% | 0.2% |
| Organic compounds -- part of the class 532-570 ser... (568) | 29 | 3.2% | 2.8% |
| Chemical apparatus and process disinfecting, deodo... (422) | 25 | 2.8% | 0.6% |
| Data processing: measuring, calibrating, or testin... (702) | 18 | 2% | 0.2% |
| Liquid purification or separation... (210) | 16 | 1.8% | 0.3% |
| Radiant energy... (250) | 16 | 1.8% | 0.2% |
| Chemistry of inorganic compounds... (423) | 15 | 1.7% | 0.6% |
| Computer-aided design and analysis of circuits and... (716) | 13 | 1.4% | 0.2% |
| Organic compounds -- part of the class 532-570 ser... (536) | 13 | 1.4% | 0.4% |
| Chemistry: electrical current producing apparatus,... (429) | 12 | 1.3% | 0.3% |
| Data processing: speech signal processing, linguis... (704) | 12 | 1.3% | 0.2% |
| Pulse or digital communications... (375) | 12 | 1.3% | 0.1% |

| | | | |
|---|----|------|------|
| Surgery... (604) | 12 | 1.3% | 0.1% |
| Chemistry of hydrocarbon compounds... (585) | 11 | 1.2% | 0.7% |
| Drug, bio-affecting and body treating compositions... (424) | 11 | 1.2% | 0.1% |
| Optics: measuring and testing... (356) | 11 | 1.2% | 0.2% |
| Surgery... (600) | 11 | 1.2% | 0.1% |
| Chairs and seats... (297) | 10 | 1.1% | 0.3% |
| Data processing: structural design, modeling, simu... (703) | 10 | 1.1% | 0.2% |
| Error detection/correction and fault detection/rec... (714) | 10 | 1.1% | 0.1% |
| Fences... (256) | 10 | 1.1% | 3.4% |
| Multiplex communications... (370) | 10 | 1.1% | 0% |

Patents (by local inventors) assigned to local companies (top 25 or less):
 NOTE: this company count is likely less than the total company account above
 because the above count includes local companies with non-local inventors.

| Company Name | Patents |
|---|---------|
| The Texas A&M University System | 182 |
| Lynntech, Inc. | 30 |
| Black Mountain Industries, Inc. | 19 |
| Texas A&M University System | 16 |
| The Texas A & M University System | 11 |
| Neutral Posture, Inc. | 9 |
| Rechargeable Battery Corporation | 8 |
| XY, LLC | 7 |
| ST Reproductive Technologies, LLC | 6 |
| StarRotor Corporation | 6 |
| Inguran, LLC | 5 |
| Phage Biocontrol Research, LLC | 5 |
| Farrow Medical Innovations Holdings LLC | 4 |
| O.I. Corporation | 4 |
| The Texas A&M University | 4 |
| Farrow Medical Innovations, Inc. | 3 |
| Lynntech Power Systems, Ltd. | 3 |
| Lynntech International, Ltd. | 3 |
| Dynacon, Inc. | 3 |
| Dominion Lasercom, Inc. | 2 |
| Factory Physics, Inc. | 2 |
| Highland Interests, Inc. | 2 |
| Knowledge Based Systems, Inc. | 2 |
| Lynntech Coatings, Ltd. | 2 |
| Newpoint Gas Services, Inc. | 2 |

Top 25 (or less) local inventors:

| Inventor | Company | Patents |
|-----------------------|-------------------------------------|---------|
| Rayford G. Anthony | H R D Corporation | 82 |
| Kyle L. Greenwood | Black Mountain Industries, Inc. | 18 |
| Mark T. Holtzapple | The Texas A&M University System | 15 |
| Dean C. Alberson | The Texas A&M University System | 13 |
| Charles H. Culp | The Texas A&M University System | 12 |
| David E. Claridge | The Texas A&M University System | 12 |
| D. Lance Bullard, Jr. | The Texas A&M University System | 11 |
| Hilary A. Pike | Nuance Communications, Inc. | 11 |
| Billy Fred McCutchen | Pioneer Hi-Bred International, Inc. | 9 |
| Frank M. Shipman, III | Fuji Xerox Co., Ltd. | 9 |
| Jeffrey S. Haberl | The Texas A&M University System | 9 |
| Oliver J. Murphy | Lynntech, Inc. | 9 |
| Roger P. Bligh | The Texas A&M University System | 9 |
| C. Eugene Buth | The Texas A&M University System | 8 |
| Debjyoti Banerjee | Applied Biosystems, LLC | 8 |
| George A. Rabroker | The Texas A&M University System | 7 |

| | | |
|-----------------------------|-------------------------------------|---|
| Molly Maureen Gentleman | General Electric Company | 7 |
| Wayne Reid Dreher, Jr. | ConocoPhillips Company | 7 |
| Billy F. McCutchen | Pioneer Hi-Bred International, Inc. | 6 |
| John C. Criscione | The Texas A&M University System | 6 |
| John L. Baugh | Baker Hughes Incorporated | 6 |
| Juan Moreno | ST Reproductive Technologies, LLC | 6 |
| Kalyanakrishnan Vadakkevedu | Whirlpool Corporation | 6 |
| Keerti S. Rathore | The Texas A&M University System | 6 |
| Mark E Benden | Neutral Posture, Inc. | 6 |

> COLORADO SPRINGS, CO [17820]

List of 23 included communities:

CALHAN, CO; CASCADE, CO; COLORADO SPRINGS, CO; CRIPPLE CREEK, CO; DIVIDE, CO; ELBERT, CO; FLORISSANT, CO; FOUNTAIN, CO; GREEN MOUNTAIN FALLS, CO; LAKE GEORGE, CO; MANITOU SPRINGS, CO; MONUMENT, CO; PALMER LAKE, CO; PEYTON, CO; PUEBLO, CO; RAMAH, CO; RUSH, CO; SEDALIA, CO; SIMLA, CO; U S A F ACADEMY, CO; VICTOR, CO; WOODLAND PARK, CO; YODER, CO

Economics:

| Indiv Tax Returns | Cum Indiv Income | Co Tax Returns | Cum Co Income |
|-------------------|------------------|----------------|---------------|
| 305930 | 18438858000 | 19920 | 501313000 |

Entity Counts:

| Org Type | Count |
|----------|-------|
| Company | 148 |

148 IP-based companies out of 19920 business tax returns = 0.74% in IP company density.

| Year | Est Population | Inventors | Inv / 1000 | Patents | Local Cos | Art Classes |
|------|----------------|-----------|------------|---------|-----------|-------------|
| 2005 | | 348 | | 286 | 28 | 90 |
| 2006 | | 354 | | 293 | 19 | 94 |
| 2007 | | 317 | | 250 | 29 | 87 |
| 2008 | | 320 | | 236 | 23 | 82 |
| 2009 | | 288 | | 233 | 24 | 88 |
| 2010 | 645613 | 320 | 0.5 | 285 | 38 | 97 |
| 2011 | 660278 | 315 | 0.48 | 291 | 31 | 96 |
| 2012 | 669100 | 359 | 0.54 | 333 | 29 | 107 |
| 2013 | 678711 | 348 | 0.51 | 324 | 23 | 121 |
| 2014 | 686908 | 430 | 0.63 | 383 | 33 | 113 |

| Inventors | Patents |
|--------------|---------|
| Totals: 1982 | 2914 |

Top 25 Art Classes:

| Art Class (code) | Patents | % this metro | % top 250 |
|---|---------|--------------|-----------|
| Static information storage and retrieval... (365) | 125 | 4.3% | 1.4% |
| Electrical computers and digital processing system... (711) | 117 | 4% | 1% |
| Multiplex communications... (370) | 112 | 3.8% | 0.3% |
| Electrical computers and digital processing system... (709) | 108 | 3.7% | 0.4% |
| Electrical computers and digital data processing s... (710) | 97 | 3.3% | 1.5% |
| Active solid-state devices (e.g., transistors, sol... (257) | 90 | 3.1% | 0.5% |
| Miscellaneous active electrical nonlinear devices,... (327) | 87 | 3% | 1.9% |
| Data processing: financial, business practice, man... (705) | 82 | 2.8% | 0.4% |
| Error detection/correction and fault detection/rec... (714) | 82 | 2.8% | 0.7% |
| Semiconductor device manufacturing: process... (438) | 79 | 2.7% | 0.4% |
| Electrical computers and digital processing system... (713) | 78 | 2.7% | 0.6% |
| Telephonic communications... (379) | 74 | 2.5% | 1% |
| Electricity: measuring and testing... (324) | 65 | 2.2% | 0.8% |
| Data processing: database and file management or d... (707) | 60 | 2.1% | 0.3% |
| Data processing: measuring, calibrating, or testin... (702) | 54 | 1.9% | 0.6% |
| Information security... (726) | 44 | 1.5% | 0.5% |

| | | | |
|---|----|------|------|
| Communications: electrical... (340) | 40 | 1.4% | 0.3% |
| Electricity: electrical systems and devices... (361) | 39 | 1.3% | 0.5% |
| Pulse or digital communications... (375) | 37 | 1.3% | 0.3% |
| Telecommunications... (455) | 35 | 1.2% | 0.2% |
| Computer graphics processing and selective visual ... (345) | 34 | 1.2% | 0.3% |
| Fluid handling... (137) | 28 | 1% | 1% |
| Data processing: speech signal processing, linguis... (704) | 25 | 0.9% | 0.5% |
| Amplifiers... (330) | 24 | 0.8% | 1.1% |
| Electronic digital logic circuitry... (326) | 24 | 0.8% | 0.8% |

Patents (by local inventors) assigned to local companies (top 25 or less):
 NOTE: this company count is likely less than the total company account above
 because the above count includes local companies with non-local inventors.

| Company Name | Patents |
|---------------------------------------|---------|
| WCM Industries, Inc. | 63 |
| Cruiser Accessories, LLC | 32 |
| SRC Computers, Inc. | 25 |
| Aeroflex Colorado Springs Inc. | 24 |
| United Memories, Inc. | 23 |
| Sturman Industries, Inc. | 22 |
| Sturman Digital Systems, LLC | 20 |
| The Spectranetics Corporation | 18 |
| AMI Industries, Inc. | 14 |
| Neumann Systems Group, Inc. | 14 |
| Symetrix Corporation | 14 |
| Adapta Medical, Inc. | 12 |
| Radiological Imaging Technology, Inc. | 10 |
| Ramtron International Corporation | 10 |
| TeleMatrix, Inc. | 8 |
| LynxRail Corporation | 7 |
| OrganicID, Inc. | 7 |
| HemoGenix, Inc. | 6 |
| Intelliden | 6 |
| Intelliden, Inc. | 6 |
| Chromatic Technologies, Inc. | 5 |
| CoverUpGirlz LLC | 5 |
| Diversified Fixtures, Inc. | 5 |
| Milner Distribution Alliance, Inc. | 5 |
| Spencer Real Estate, LLC | 5 |

Top 25 (or less) local inventors:

| Inventor | Company | Patents |
|----------------------|---|---------|
| Anne R. Sand | International Business Machines Corporation | 57 |
| William T. Ball | WCM Industries, Inc. | 51 |
| Marvin Glenn Wong | Agilent Technologies, Inc. | 47 |
| Eldon Goates | Cruiser Accessories, LLC | 32 |
| Bohumil Lojek | Atmel Corporation | 31 |
| Bret Zelenka | Cruiser Accessories, LLC | 30 |
| James H. Flatt | Martek Biosciences Corporation | 26 |
| Paul T. Schultz | Verizon Patent and Licensing Inc. | 25 |
| Ken M. Lam | Atmel Corporation | 23 |
| Robert A. Sartini | Verizon Patent and Licensing Inc. | 22 |
| Todd Spencer | Cruiser Accessories, LLC | 22 |
| Michael J. Schwartz | Cruiser Accessories, LLC | 20 |
| Oded Eddie Sturman | Sturman Digital Systems, LLC | 20 |
| John Burns | Entegris, Inc. | 19 |
| Mark V. Smith | Entegris, Inc. | 19 |
| Anuja Korgaonkar | Hewlett-Packard Development Company, L.P. | 18 |
| Clark Edward Lubbers | Seagate Technology LLC | 18 |

| | | |
|-------------------|---|----|
| Eric Pilarczyk | WCM Industries, Inc. | 18 |
| Matthew A. Fuller | Entegris, Inc. | 17 |
| Michael C. Parris | Sony Corporation | 17 |
| Michael C. Parris | United Memories, Inc. | 17 |
| Stephen J. Sicola | Hewlett-Packard Development Company, L.P. | 17 |
| Arthur Fong | Agilent Technologies, Inc. | 16 |
| Brian A. Day | LSI Corporation | 16 |
| Martin L. Forbes | Entegris, Inc. | 16 |

> COLUMBIA, MO [17860]

List of 17 included communities:

ARMSTRONG, MO; ASHLAND, MO; CENTRALIA, MO; CLARK, MO; COLUMBIA, MO; FAYETTE, MO; FRANKLIN, MO; GLASGOW, MO; HALLSVILLE, MO; HARRISBURG, MO; HARTSBURG, MO; HIGBEE, MO; NEW BLOOMFIELD, MO; NEW FRANKLIN, MO; ROCHEPORT, MO; SALISBURY, MO; STURGEON, MO

Economics:

| Indiv Tax Returns | Cum Indiv Income | Co Tax Returns | Cum Co Income |
|-------------------|------------------|----------------|---------------|
| 85180 | 4837050000 | 5150 | 162387000 |

Entity Counts:

| Org Type | Count |
|----------|-------|
| Company | 24 |
| HigherEd | 9 |

24 IP-based companies out of 5150 business tax returns = 0.47% in IP company density.

| Year | Est Population | Inventors | Inv / 1000 | Patents | Local Cos | Art Classes |
|------|----------------|-----------|------------|---------|-----------|-------------|
| 2005 | | 34 | | 24 | 3 | 21 |
| 2006 | | 53 | | 39 | 4 | 27 |
| 2007 | | 35 | | 33 | 3 | 26 |
| 2008 | | 23 | | 22 | 1 | 20 |
| 2009 | | 44 | | 36 | 5 | 24 |
| 2010 | 162642 | 58 | 0.36 | 43 | 7 | 31 |
| 2011 | 165922 | 89 | 0.54 | 70 | 4 | 38 |
| 2012 | 168592 | 106 | 0.63 | 79 | 4 | 43 |
| 2013 | 170929 | 85 | 0.5 | 66 | 4 | 40 |
| 2014 | 172717 | 108 | 0.63 | 89 | 4 | 51 |

| Inventors | Patents |
|-------------|---------|
| Totals: 400 | 501 |

Top 25 Art Classes:

| Art Class (code) | Patents | % this metro | % top 250 |
|---|---------|--------------|-----------|
| Chemistry: molecular biology and microbiology... (435) | 42 | 8.4% | 0.2% |
| Drug, bio-affecting and body treating compositions... (424) | 26 | 5.2% | 0.2% |
| Firearms... (42) | 18 | 3.6% | 1.4% |
| Multicellular living organisms and unmodified part... (800) | 17 | 3.4% | 0.3% |
| Surgery: light, thermal, and electrical applicatio... (607) | 15 | 3% | 0.2% |
| Chemical apparatus and process disinfecting, deodo... (422) | 14 | 2.8% | 0.3% |
| Prosthesis (i.e., artificial body members), parts ... (623) | 14 | 2.8% | 0.2% |
| Data processing: financial, business practice, man... (705) | 13 | 2.6% | 0.1% |
| Surgery... (606) | 10 | 2% | 0.1% |
| Organic compounds -- part of the class 532-570 ser... (568) | 9 | 1.8% | 0.9% |
| Drug, bio-affecting and body treating compositions... (514) | 8 | 1.6% | 0% |
| Hydraulic and earth engineering... (405) | 8 | 1.6% | 0.5% |
| Synthetic resins or natural rubbers -- part of the... (524) | 8 | 1.6% | 0.3% |
| Chemistry: analytical and immunological testing... (436) | 7 | 1.4% | 0.2% |
| Data processing: database and file management or d... (707) | 7 | 1.4% | 0% |
| Gas and liquid contact apparatus... (261) | 7 | 1.4% | 1.4% |

| | | | |
|---|---|------|------|
| Liquid purification or separation... (210) | 7 | 1.4% | 0.1% |
| Optical waveguides... (385) | 7 | 1.4% | 0.1% |
| Planting... (111) | 7 | 1.4% | 2.3% |
| Electric heating... (219) | 6 | 1.2% | 0.2% |
| Land vehicles... (280) | 6 | 1.2% | 0.1% |
| Semiconductor device manufacturing: process... (438) | 6 | 1.2% | 0% |
| Surgery... (600) | 6 | 1.2% | 0.1% |
| Communications: directive radio wave systems and d... (342) | 5 | 1% | 0.2% |
| Amusement devices: games... (273) | 5 | 1% | 0.4% |

Patents (by local inventors) assigned to local companies (top 25 or less):
 NOTE: this company count is likely less than the total company account above
 because the above count includes local companies with non-local inventors.

| Company Name | Patents |
|---|---------|
| The Curators of The University of Missouri | 144 |
| Battenfeld Technologies, Inc. | 27 |
| Environmental Dynamics, Inc. | 9 |
| 22 Evolution LLC | 9 |
| Universal Research Solutions, LLC | 9 |
| Curators of the University of Missouri | 8 |
| Environmental Dynamics International, Inc. | 4 |
| Renewable Alternatives LLC | 2 |
| Moxtronics, Inc. | 2 |
| Technology Transfer, Inc. | 2 |
| University of Missouri | 2 |
| University of Missouri-Columbia | 2 |
| Wasserwerk, Inc. | 2 |
| The Nautical Fishwife LLC | 1 |
| The Curators of the University of Missouri, University Hall | 1 |
| The Curators of the Univeristy of Missouri of Columbia | 1 |
| The Curator of the University of Missouri | 1 |
| Cancer Research Center | 1 |
| Battenfeld Technologies, Inc. | 1 |
| Semco Inc. | 1 |
| Seidel Research and Development Co, LLC | 1 |
| Sci-Eng Solutions, LLC | 1 |
| RH Group LLC | 1 |
| Go-Tec | 1 |
| Freight Pipeline Company | 1 |

Top 25 (or less) local inventors:

| Inventor | Company | Patents |
|------------------------|--|---------|
| Russell A. Potterfield | Battenfeld Technologies, Inc. | 22 |
| Gregory J. Della Rocca | The Invention Science Fund I, LLC | 13 |
| Shubhra Gangopadhyay | The Curators of the University of Missouri | 13 |
| Keshab Gangopadhyay | The Curators of the University of Missouri | 12 |
| John L. Overstreet | 22 Evolution LLC | 10 |
| Ali Adel Hussam | Universal Research Solutions, LLC | 9 |
| Charles E. Tharp | Environmental Dynamics, Inc. | 9 |
| Gregory J. Della Rocca | Elwha LLC | 9 |
| Jordan Bowles | 22 Evolution LLC | 9 |
| Tim Kinney | Battenfeld Technologies, Inc. | 8 |
| Galen J. Suppes | The Curators of the University of Missouri | 7 |
| Jacob C. Atchley | Hubbell Incorporated | 7 |
| Peter Sutovsky | The Curators of the University of Missouri | 7 |
| Robert Joseph Zara | Battenfeld Technologies, Inc. | 7 |
| Francis J. Schmidt | The Curators of the University of Missouri | 6 |
| Kavita K. Katti | The Curators of the University of Missouri | 6 |
| Kelly S. Hawkins | Hubbell Incorporated | 6 |

| | | |
|------------------|--|---|
| Yan-Jiang Zhou | Battenfeld Technologies, Inc. | 6 |
| Brian T. Adams | CNH Industrial America LLC | 5 |
| James L. Cook | Arthrex, Inc. | 5 |
| Kattesh V. Katti | The Curators of the University of Missouri | 5 |
| Sunggyu Lee | DRS Sustainment Systems, Inc. | 5 |
| Yi Shang | Palo Alto Research Center Incorporated | 5 |
| Adam J. Birk | Battenfeld Technologies, Inc. | 4 |
| Brian T. Adams | CNH America LLC | 4 |

> COLUMBIA, SC [17900]

List of 55 included communities:

BALLENTINE, SC; BATESBURG, SC; BETHUNE, SC; BISHOPVILLE, SC; BLACKSTOCK, SC; BLAIR, SC; BLYTHEWOOD, SC; CAMDEN, SC; CAMERON, SC; CARLISLE, SC; CASSATT, SC; CAYCE, SC; CHAPIN, SC; CHAPPELLS, SC; COLUMBIA, SC; EASTOVER, SC; EDGEFIELD, SC; ELGIN, SC; ELLOREE, SC; GADSDEN, SC; GASTON, SC; GILBERT, SC; GREAT FALLS, SC; HEATH SPRINGS, SC; HOPKINS, SC; IRMO, SC; JEFFERSON, SC; JENKINSVILLE, SC; JOHNSTON, SC; KERSHAW, SC; LEESVILLE, SC; LEXINGTON, SC; LIBERTY HILL, SC; LITTLE MOUNTAIN, SC; LUGOFF, SC; MONETTA, SC; NINETY SIX, SC; NORTH, SC; ORANGEBURG, SC; PELION, SC; PROSPERITY, SC; REMBERT, SC; RIDGE SPRING, SC; RIDGEWAY, SC; RION, SC; SAINT MATTHEWS, SC; SALUDA, SC; STATE PARK, SC; SWANSEA, SC; TROY, SC; WARD, SC; WEST COLUMBIA, SC; WESTVILLE, SC; WHITE ROCK, SC; WINNSBORO, SC

Economics:

| Indiv Tax Returns | Cum Indiv Income | Co Tax Returns | Cum Co Income |
|-------------------|------------------|----------------|---------------|
| 528340 | 27373194000 | 23060 | 749879000 |

Entity Counts:

| Org Type | Count |
|----------|-------|
| Company | 84 |
| HigherEd | 5 |

84 IP-based companies out of 23060 business tax returns = 0.36% in IP company density.

| Year | Est Population | Inventors | Inv / 1000 | Patents | Local Cos | Art Classes |
|------|----------------|-----------|------------|---------|-----------|-------------|
| 2005 | | 77 | | 68 | 16 | 49 |
| 2006 | | 113 | | 87 | 22 | 65 |
| 2007 | | 70 | | 65 | 11 | 48 |
| 2008 | | 89 | | 66 | 15 | 52 |
| 2009 | | 96 | | 84 | 12 | 54 |
| 2010 | 767598 | 114 | 0.15 | 102 | 18 | 71 |
| 2011 | 776630 | 142 | 0.18 | 133 | 12 | 76 |
| 2012 | 784279 | 149 | 0.19 | 139 | 18 | 79 |
| 2013 | 792422 | 186 | 0.23 | 161 | 15 | 74 |
| 2014 | 800495 | 182 | 0.23 | 146 | 17 | 85 |

| Inventors | Patents |
|-------------|---------|
| Totals: 833 | 1051 |

Top 25 Art Classes:

| Art Class (code) | Patents | % this metro | % top 250 |
|---|---------|--------------|-----------|
| Active solid-state devices (e.g., transistors, sol... (257) | 58 | 5.5% | 0.3% |
| Induced nuclear reactions: processes, systems, and... (376) | 33 | 3.1% | 7.6% |
| Synthetic resins or natural rubbers -- part of the... (528) | 33 | 3.1% | 1.8% |
| Optics: measuring and testing... (356) | 27 | 2.6% | 0.4% |
| Chemistry: molecular biology and microbiology... (435) | 25 | 2.4% | 0.1% |
| Data processing: financial, business practice, man... (705) | 24 | 2.3% | 0.1% |
| Semiconductor device manufacturing: process... (438) | 22 | 2.1% | 0.1% |
| Electricity: measuring and testing... (324) | 18 | 1.7% | 0.2% |
| Communications: electrical... (340) | 15 | 1.4% | 0.1% |
| Liquid purification or separation... (210) | 15 | 1.4% | 0.3% |
| Surgery... (600) | 14 | 1.3% | 0.1% |

| | | | |
|---|----|------|------|
| Data processing: database and file management or d... (707) | 13 | 1.2% | 0.1% |
| Drug, bio-affecting and body treating compositions... (514) | 13 | 1.2% | 0.1% |
| Radiant energy... (250) | 13 | 1.2% | 0.2% |
| Stock material or miscellaneous articles... (428) | 13 | 1.2% | 0.2% |
| Drug, bio-affecting and body treating compositions... (424) | 12 | 1.1% | 0.1% |
| Electrical computers and digital processing system... (709) | 12 | 1.1% | 0% |
| Electrical computers and digital processing system... (713) | 12 | 1.1% | 0.1% |
| Electricity: electrical systems and devices... (361) | 12 | 1.1% | 0.1% |
| Pumps... (417) | 12 | 1.1% | 0.9% |
| Data processing: software development, installatio... (717) | 11 | 1% | 0.1% |
| Multiplex communications... (370) | 11 | 1% | 0% |
| Supports... (248) | 11 | 1% | 0.4% |
| Chemical apparatus and process disinfecting, deodo... (422) | 10 | 1% | 0.2% |
| Compositions... (252) | 10 | 1% | 0.5% |

Patents (by local inventors) assigned to local companies (top 25 or less):
 NOTE: this company count is likely less than the total company account above because the above count includes local companies with non-local inventors.

| Company Name | Patents |
|---|---------|
| University of South Carolina | 129 |
| Sensor Electronic Technology, Inc. | 73 |
| Lang-Mekra North America, LLC | 20 |
| Hansen International, Inc. | 18 |
| Nitek, Inc. | 13 |
| Holopack International Corp. | 10 |
| Lang Mekra North America, LLC | 10 |
| Doty Scientific, Inc. | 9 |
| Consolidated Systems, Inc. | 8 |
| Lang-Mekra North America LLC | 7 |
| Shakespeare Company, LLC | 7 |
| Siemens Diesel Systems Technology | 7 |
| Spirax Sarco, Inc. | 7 |
| FN Manufacturing, LLC | 6 |
| Machine Design Incorporated | 6 |
| The University of South Carolina | 6 |
| Zeus Industrial Products, Inc. | 5 |
| LTI Agency, LLC | 4 |
| Patterson Fan Company | 4 |
| The Grill Company, LLC | 4 |
| ARK Therapeutic Services, Inc. | 3 |
| Newtec Services Group, Inc. | 3 |
| Prysmian Communication Cables and Systems USA, LLC | 3 |
| Prysmian Communications Cables and Systems USA, LLC | 3 |
| RhythmLink International, LLC | 3 |

Top 25 (or less) local inventors:

| Inventor | Company | Patents |
|------------------------|------------------------------------|---------|
| Remigijus Gaska | Sensor Electronic Technology, Inc. | 66 |
| Bruce Roger DeBruin | Eastman Chemical Company | 25 |
| Grigory Simin | Sensor Electronic Technology, Inc. | 21 |
| Michael L. Myrick | Halliburton Energy Services, Inc. | 19 |
| David L. Perkins | Halliburton Energy Services, Inc. | 14 |
| Jinwei Yang | Sensor Electronic Technology, Inc. | 13 |
| Asif Khan | Nitek, Inc. | 11 |
| Emmanuel Courbon | Lang-Mekra North America, LLC | 11 |
| Paul Christopher Brown | Newell Window Furnishings, Inc. | 11 |
| David Rocheleau | Holopack International Corp. | 10 |
| Mohammad R. Sadeghi | Holopack International Corp. | 10 |
| Shawn W. Miller | Holopack International Corp. | 10 |

| | | |
|---------------------|---|----|
| Walter Zahn | Holopack International Corp. | 10 |
| Andreas Enz | Lang-Mekra North America, LLC | 9 |
| John J. Seehof | Hansen International, Inc. | 9 |
| John V. Lovelace | Intel Corporation | 9 |
| Michael Simcock | Halliburton Energy Services, Inc. | 9 |
| Bruce Roger DeBruin | Grupo Petrotex, S.A. de C.V. | 8 |
| Qhalid Fareed | Nitek, Inc. | 8 |
| Victor Giurgiutiu | University of South Carolina | 8 |
| Vinod Adivarahan | Nitek, Inc. | 8 |
| Ronald D. Finlayson | International Business Machines Corporation | 7 |
| Ryan J. Priore | Halliburton Energy Services, Inc. | 7 |
| Vinod Adivarahan | University of South Carolina | 7 |
| William Ranson | Direct Measurements, Inc. | 7 |

> COLUMBUS, GA-AL [17980]

List of 31 included communities:

BOX SPRINGS, GA; BUENA VISTA, GA; CATAULA, GA; COLUMBUS, GA; COTTONTON, AL; CUSSETA, GA; ELLERSLIE, GA; EUFAULA, AL; FORT BENNING, GA; FORT MITCHELL, AL; FORTSON, GA; HAMILTON, GA; HATCHECHUBBEE, AL; HURTSBORO, AL; MAUK, GA; MIDLAND, GA; OPELIKA, AL; PHENIX CITY, AL; PINE MOUNTAIN VALLEY, GA; PINE MOUNTAIN, GA; PITTSVIEW, AL; PRESTON, GA; RICHLAND, GA; SALEM, AL; SEALE, AL; SHILOH, GA; SMITHS STATION, AL; UPATOI, GA; WARM SPRINGS, GA; WAVERLY HALL, GA; WEST POINT, GA

Economics:

| Indiv Tax Returns | Cum Indiv Income | Co Tax Returns | Cum Co Income |
|-------------------|------------------|----------------|---------------|
| 195470 | 9124484000 | 6050 | 163424000 |

Entity Counts:

| Org Type | Count |
|----------|-------|
| Company | 19 |

19 IP-based companies out of 6050 business tax returns = 0.31% in IP company density.

| Year | Est Population | Inventors | Inv / 1000 | Patents | Local Cos | Art Classes |
|------|----------------|-----------|------------|---------|-----------|-------------|
| 2005 | | 27 | | 20 | 3 | 19 |
| 2006 | | 16 | | 11 | 2 | 11 |
| 2007 | | 15 | | 13 | 2 | 12 |
| 2008 | | 18 | | 15 | 2 | 13 |
| 2009 | | 18 | | 12 | 3 | 12 |
| 2010 | 294865 | 24 | 0.08 | 22 | 6 | 18 |
| 2011 | 302513 | 25 | 0.08 | 22 | 3 | 22 |
| 2012 | 311711 | 23 | 0.07 | 21 | 6 | 18 |
| 2013 | 317126 | 33 | 0.1 | 29 | 6 | 18 |
| 2014 | 314005 | 27 | 0.09 | 25 | 4 | 19 |

| Inventors | Patents |
|-------------|---------|
| Totals: 175 | 190 |

Top 25 Art Classes:

| Art Class (code) | Patents | % this metro | % top 250 |
|---|---------|--------------|-----------|
| Stoves and furnaces... (126) | 13 | 6.8% | 1.9% |
| Data processing: financial, business practice, man... (705) | 11 | 5.8% | 0% |
| Communications, electrical: acoustic wave systems ... (367) | 7 | 3.7% | 0.6% |
| Plastic and nonmetallic article shaping or treatin... (264) | 6 | 3.2% | 0.2% |
| Drug, bio-affecting and body treating compositions... (424) | 5 | 2.6% | 0% |
| Surgery... (606) | 5 | 2.6% | 0% |
| Handling: hand and hoist-line implements... (294) | 4 | 2.1% | 0.2% |
| Prosthesis (i.e., artificial body members), parts ... (623) | 4 | 2.1% | 0.1% |
| Semiconductor device manufacturing: process... (438) | 4 | 2.1% | 0% |
| Special receptacle or package... (206) | 4 | 2.1% | 0.1% |
| Stock material or miscellaneous articles... (428) | 4 | 2.1% | 0% |
| Surgery... (604) | 4 | 2.1% | 0% |
| Earth boring, well treating, and oil field chemist... (507) | 3 | 1.6% | 0.4% |
| Electric heating... (219) | 3 | 1.6% | 0.1% |
| Land vehicles... (280) | 3 | 1.6% | 0.1% |

| | | | |
|---|---|------|------|
| Material or article handling... (414) | 3 | 1.6% | 0.2% |
| Paper making and fiber liberation... (162) | 3 | 1.6% | 0.2% |
| Road structure, process, or apparatus... (404) | 3 | 1.6% | 0.3% |
| Apparel... (2) | 2 | 1.1% | 0.3% |
| Animal husbandry... (119) | 2 | 1.1% | 0.1% |
| Classifying, separating, and assorting solids... (209) | 2 | 1.1% | 0.3% |
| Chemistry: molecular biology and microbiology... (435) | 2 | 1.1% | 0% |
| Data processing: database and file management or d... (707) | 2 | 1.1% | 0% |
| Dispensing... (222) | 2 | 1.1% | 0.1% |
| Data processing: generic control systems or specif... (700) | 2 | 1.1% | 0% |

Patents (by local inventors) assigned to local companies (top 25 or less):
 NOTE: this company count is likely less than the total company account above
 because the above count includes local companies with non-local inventors.

| Company Name | Patents |
|-----------------------------------|---------|
| W.C. Bradley Co. | 13 |
| W.C. Bradley Company | 6 |
| Masterbuilt Manufacturing, Inc. | 6 |
| Char-Broil LLC | 4 |
| Fortson-Peek Company, Inc. | 4 |
| Total System Services, Inc. | 4 |
| W. C. Bradley Company | 3 |
| W. C. Bradley Co. | 3 |
| Drifire, LLC | 3 |
| Masterbuilt Manufacturing Inc. | 3 |
| Quantegy, Inc. | 2 |
| Immersion Graphics Corporation | 2 |
| Char-Broil, LLC | 2 |
| Archer Innovations, LLC | 2 |
| Mann's Bait Company | 2 |
| Safetyminded Holdings, Inc. | 1 |
| Jager Pro, LLC | 1 |
| Columbus Water Works | 1 |
| Cherokee Fabrication Co., Ltd. | 1 |
| Cherokee Fabrication Co., Inc. | 1 |
| Camovision of Georgia, LLC | 1 |
| BYTEWISE Measurement Systems LLC. | 1 |
| Big Bite Baits, Inc. | 1 |

Top 25 (or less) local inventors:

| Inventor | Company | Patents |
|-----------------------|----------------------------|---------|
| Curtis J. Hansen | Auburn University | 10 |
| W. Alfred Dozier, Jr. | Auburn University | 8 |
| David A. Betts | Johnson Outdoors Inc. | 5 |
| John Belfance | CSP Technologies, Inc. | 5 |
| John R. Williams | Auburn University | 5 |
| J. Kenneth Burkus | Warsaw Orthopedic, Inc. | 4 |
| John D. Dorchak | Warsaw Orthopedic, Inc. | 4 |
| Mallik Ahmed | W.C. Bradley Co. | 4 |
| Mark S. Bjorklund | Fortson-Peek Company, Inc. | 4 |
| Ronald Supranowicz | CSP Technologies, Inc. | 4 |
| Thomas C. Palamara | CARBO Ceramics Inc. | 4 |
| William N. Jones | Interface, Inc. | 4 |
| Curtis Jay Hansen | Auburn University | 3 |
| John R. Williams | Vanderbilt University | 3 |
| Jose Raul Mendez | W.C. Bradley Co. | 3 |
| Leslie Gene Cone | Drifire, LLC | 3 |
| Mark Edward Davis | W.C. Bradley Co. | 3 |
| Robert W. Darrow | Johnson Outdoors Inc. | 3 |

| | | |
|----------------------------|-------------------------------------|---|
| Steve Felt | Greenway Medical Technologies, Inc. | 3 |
| William Alfred Dozier, Jr. | Auburn University | 3 |
| A. David Smith | AngioDynamics, Inc. | 2 |
| Ashley Hatcher | Archer Innovations, LLC | 2 |
| Ashley Hatcher | Masterbuilt Manufacturing, Inc. | 2 |
| B. Seth Sawyer | Masterbuilt Manufacturing, Inc. | 2 |
| Charles Moses | Char-Broil LLC | 2 |

> COLUMBUS, OH [18140]

List of 115 included communities:

ALEXANDRIA, OH; AMANDA, OH; AMLIN, OH; ASHLEY, OH; ASHVILLE, OH; BALTIMORE, OH; BELLVILLE, OH; BLACKLICK, OH; BREMEN, OH; BRICE, OH; BROADWAY, OH; BROWNSVILLE, OH; BUCKEYE LAKE, OH; CALEDONIA, OH; CANAL WINCHESTER, OH; CARDINGTON, OH; CARROLL, OH; CENTERBURG, OH; CHESTERVILLE, OH; CIRCLEVILLE, OH; CLARKSBURG, OH; COLUMBUS, OH; COMMERCIAL POINT, OH; CROTON, OH; DELAWARE, OH; DERBY, OH; DUBLIN, OH; EAST LIBERTY, OH; EDISON, OH; ETNA, OH; FRAZEYSBURG, OH; FREDERICKTOWN, OH; FULTON, OH; GALENA, OH; GALION, OH; GALLOWAY, OH; GLENFORD, OH; GRANVILLE, OH; GRATIOT, OH; GROVE CITY, OH; GROVEPORT, OH; HARRISBURG, OH; HEATH, OH; HEBRON, OH; HILLIARD, OH; HOMER, OH; HOPEWELL, OH; IBERIA, OH; IRWIN, OH; JACKSONTOWN, OH; JOHNSTOWN, OH; KILBOURNE, OH; KINGSTON, OH; KIRKERSVILLE, OH; LANCASTER, OH; LAURELVILLE, OH; LEWIS CENTER, OH; LITHOPOLIS, OH; LOCKBOURNE, OH; LONDON, OH; MAGNETIC SPRINGS, OH; MANSFIELD, OH; MARENGO, OH; MARION, OH; MARYSVILLE, OH; MECHANICSBURG, OH; MILFORD CENTER, OH; MILLERSPORT, OH; MOUNT GILEAD, OH; MOUNT PERRY, OH; MOUNT STERLING, OH; MOUNT VERNON, OH; MOUNT VICTORY, OH; NASHPORT, OH; NEW ALBANY, OH; NEW HOLLAND, OH; NEWARK, OH; NORTH LEWISBURG, OH; ORIENT, OH; OSTRANDER, OH; PATASKALA, OH; PICKERINGTON, OH; PLAIN CITY, OH; PLEASANTVILLE, OH; POWELL, OH; PROSPECT, OH; RADNOR, OH; RAYMOND, OH; REYNOLDSBURG, OH; RICHWOOD, OH; RIDGEWAY, OH; RUSHVILLE, OH; SAINT LOUISVILLE, OH; SEDALIA, OH; SHAUCK, OH; SOUTH CHARLESTON, OH; SOUTH SOLON, OH; SOUTH VIENNA, OH; SPARTA, OH; STOUTSVILLE, OH; SUGAR GROVE, OH; SUMMIT STATION, OH; SUNBURY, OH; TARLTON, OH; THORNVILLE, OH; THURSTON, OH; UNIONVILLE CENTER, OH; UTICA, OH; WALDO, OH; WEST JEFFERSON, OH; WEST MANSFIELD, OH; WEST RUSHVILLE, OH; WESTERVILLE, OH; WILLIAMSPORT, OH; WOODSTOCK, OH

Economics:

| Indiv Tax Returns | Cum Indiv Income | Co Tax Returns | Cum Co Income |
|-------------------|------------------|----------------|---------------|
| 1552290 | 100093790000 | 75670 | 3270372000 |

Entity Counts:

| Org Type | Count |
|------------|-------|
| Company | 454 |
| Foundation | 6 |
| HigherEd | 11 |

454 IP-based companies out of 75670 business tax returns = 0.6% in IP company density.

| Year | Est Population | Inventors | Inv / 1000 | Patents | Local Cos | Art Classes |
|------|----------------|-----------|------------|---------|-----------|-------------|
| 2005 | | 497 | | 340 | 72 | 155 |
| 2006 | | 579 | | 413 | 83 | 175 |
| 2007 | | 518 | | 340 | 53 | 165 |
| 2008 | | 544 | | 371 | 69 | 165 |
| 2009 | | 634 | | 425 | 63 | 172 |
| 2010 | 1901974 | 859 | 0.45 | 607 | 83 | 178 |
| 2011 | 1925540 | 897 | 0.47 | 633 | 76 | 183 |
| 2012 | 1945659 | 986 | 0.51 | 687 | 81 | 213 |
| 2013 | 1969032 | 1069 | 0.54 | 778 | 88 | 218 |
| 2014 | 1994536 | 1038 | 0.52 | 756 | 88 | 227 |

| Inventors | Patents |
|--------------|---------|
| Totals: 4604 | 5350 |

Top 25 Art Classes:

| Art Class (code) | Patents | % this metro % top 250 |
|------------------|---------|------------------------|
|------------------|---------|------------------------|

| | | | |
|---|-----|------|------|
| Land vehicles: bodies and tops... (296) | 225 | 4.2% | 5.3% |
| Data processing: financial, business practice, man... (705) | 148 | 2.8% | 0.7% |
| Chemistry: molecular biology and microbiology... (435) | 122 | 2.3% | 0.7% |
| Drug, bio-affecting and body treating compositions... (514) | 118 | 2.2% | 0.5% |
| Stock material or miscellaneous articles... (428) | 116 | 2.2% | 1.4% |
| Land vehicles... (280) | 109 | 2% | 2% |
| Communications: electrical... (340) | 108 | 2% | 0.9% |
| Drug, bio-affecting and body treating compositions... (424) | 107 | 2% | 0.7% |
| Data processing: vehicles, navigation, and relativ... (701) | 98 | 1.8% | 1.1% |
| Surgery... (606) | 87 | 1.6% | 0.7% |
| Motor vehicles... (180) | 86 | 1.6% | 3.9% |
| Telephonic communications... (379) | 78 | 1.5% | 1% |
| Data processing: database and file management or d... (707) | 77 | 1.4% | 0.3% |
| Chemistry of inorganic compounds... (423) | 71 | 1.3% | 2.8% |
| Chairs and seats... (297) | 70 | 1.3% | 2.4% |
| Data processing: measuring, calibrating, or testin... (702) | 69 | 1.3% | 0.8% |
| Chemical apparatus and process disinfecting, deodo... (422) | 64 | 1.2% | 1.5% |
| Illumination... (362) | 62 | 1.2% | 1.2% |
| Surgery... (600) | 61 | 1.1% | 0.5% |
| Electrical computers and digital processing system... (709) | 53 | 1% | 0.2% |
| Electric heating... (219) | 51 | 1% | 1.6% |
| Internal-combustion engines... (123) | 50 | 0.9% | 1.1% |
| Image analysis... (382) | 49 | 0.9% | 0.4% |
| Surgery... (604) | 49 | 0.9% | 0.5% |
| Games using tangible projectile... (473) | 47 | 0.9% | 1.1% |

Patents (by local inventors) assigned to local companies (top 25 or less):
 NOTE: this company count is likely less than the total company account above
 because the above count includes local companies with non-local inventors.

| Company Name | Patents |
|---|---------|
| The Ohio State University | 149 |
| The Ohio State University Research Foundation | 146 |
| Battelle Memorial Institute | 143 |
| American Signature, Inc. | 102 |
| Velocys, Inc. | 68 |
| Liebert Corporation | 64 |
| Ashland Licensing and Intellectual Property LLC | 32 |
| GK Packaging, Inc. | 31 |
| Nationwide Children's Hospital, Inc. | 28 |
| Elmer's Products, Inc. | 27 |
| Whiteside Mfg. Co. | 25 |
| CVG Management Corporation | 22 |
| Tosoh SMD, Inc. | 21 |
| Velocys | 21 |
| Therm-O-Disc, Incorporated | 20 |
| LSP Technologies, Inc. | 18 |
| Bath & Body Works Brand Management, Inc. | 16 |
| G.K. Packaging, Inc. | 15 |
| Edison Welding Institute, Inc. | 14 |
| Lake Shore Cryotronics, Inc. | 14 |
| Bertec Corporation | 13 |
| UnionTools, Inc. | 13 |
| Diamond Power International, Inc. | 11 |
| Inno-Pak, LLC | 11 |
| Ohio State Innovation Foundation | 11 |

Top 25 (or less) local inventors:

| Inventor | Company | Patents |
|-------------------|--------------------------|---------|
| David W. Thompson | American Signature, Inc. | 102 |

| | | |
|---------------------|---|----|
| Anna Lee Tonkovich | Velocys, Inc. | 39 |
| Carlo M. Croce | The Ohio State University Research Foundation | 34 |
| Gene J. Kuzma | GK Packaging, Inc. | 29 |
| Philip E. Eggers | Arthrocare Corporation | 29 |
| Michael E. Evans | Owens Corning Intellectual Capital, LLC | 23 |
| Kirt E. Whiteside | Whiteside Mfg. Co. | 22 |
| Valentine C. Matula | Avaya Inc. | 22 |
| Carlo M. Croce | The Ohio State University | 20 |
| Tristan O. Herstol | GK Packaging, Inc. | 20 |
| Charles R. Patzer | Smiths Medical ASD, Inc. | 19 |
| Steven T. Perry | Velocys, Inc. | 19 |
| James Huang Lua | NIKE, Inc. | 18 |
| Jay R. Eastman | Loma Linda University Medical Center | 18 |
| Laura J. Silva | Velocys, Inc. | 18 |
| Paul E. Denney | Loma Linda University Medical Center | 18 |
| Ranjan Sharma | Alcatel Lucent | 18 |
| Ravi Arora | Velocys, Inc. | 18 |
| Suzette L. Pereira | Abbott Laboratories | 18 |
| Richard Lee Lane | The Procter & Gamble Company | 17 |
| Ting He | Honda Motor Co., Ltd. | 17 |
| Anna Lee Tonkovich | Velocys | 16 |
| Darin D. King | Honda Motor Company, Ltd. | 16 |
| Kenichi Kitayama | Honda Motor Co., Ltd. | 16 |
| Robert J. O'Leary | Owens Corning Intellectual Capital, LLC | 16 |

> CORPUS CHRISTI, TX [18580]

List of 22 included communities:

AGUA DULCE, TX; ALICE, TX; ARANSAS PASS, TX; BANQUETE, TX; BISHOP, TX; CHAPMAN RANCH, TX; CORPUS CHRISTI, TX; DRISCOLL, TX; EDROY, TX; FULTON, TX; GREGORY, TX; INGLESIDE, TX; KINGSVILLE, TX; MATHIS, TX; ODEM, TX; PORT ARANSAS, TX; PORTLAND, TX; ROBSTOWN, TX; ROCKPORT, TX; SANDIA, TX; SINTON, TX; TAFT, TX

Economics:

| Indiv Tax Returns | Cum Indiv Income | Co Tax Returns | Cum Co Income |
|-------------------|------------------|----------------|---------------|
| 237590 | 12546576000 | 8350 | 453450000 |

Entity Counts:

| Org Type | Count |
|----------|-------|
| Company | 29 |

29 IP-based companies out of 8350 business tax returns = 0.35% in IP company density.

| Year Est Population | Inventors | Inv / 1000 | Patents | Local Cos | Art Classes |
|---------------------|-----------|------------|---------|-----------|-------------|
| 2005 | 24 | | 22 | 3 | 21 |
| 2006 | 24 | | 22 | 4 | 20 |
| 2007 | 23 | | 18 | 4 | 18 |
| 2008 | 27 | | 20 | 6 | 18 |
| 2009 | 29 | | 27 | 1 | 22 |
| 2010 428185 | 26 | 0.06 | 29 | 3 | 20 |
| 2011 431051 | 26 | 0.06 | 29 | 1 | 21 |
| 2012 437012 | 30 | 0.07 | 33 | 4 | 27 |
| 2013 443448 | 36 | 0.08 | 32 | 5 | 26 |
| 2014 448108 | 35 | 0.08 | 43 | 2 | 30 |

| Inventors | Patents |
|-------------|---------|
| Totals: 200 | 275 |

Top 25 Art Classes:

| Art Class (code) | Patents | % this metro | % top 250 |
|---|---------|--------------|-----------|
| Wells... (166) | 27 | 9.8% | 0.4% |
| Data processing: vehicles, navigation, and relativ... (701) | 9 | 3.3% | 0.1% |
| Data processing: financial, business practice, man... (705) | 9 | 3.3% | 0% |
| Organic compounds -- part of the class 532-570 ser... (568) | 9 | 3.3% | 0.9% |
| Synthetic resins or natural rubbers -- part of the... (525) | 8 | 2.9% | 0.3% |
| Chemical apparatus and process disinfecting, deodo... (422) | 7 | 2.5% | 0.2% |
| Boring or penetrating the earth... (175) | 5 | 1.8% | 0.3% |
| Liquid purification or separation... (210) | 5 | 1.8% | 0.1% |
| Organic compounds -- part of the class 532-570 ser... (562) | 5 | 1.8% | 0.6% |
| Resilient tires and wheels... (152) | 5 | 1.8% | 0.5% |
| Chemistry of inorganic compounds... (423) | 4 | 1.5% | 0.2% |
| Optical: systems and elements... (359) | 4 | 1.5% | 0.1% |
| Organic compounds -- part of the class 532-570 ser... (560) | 4 | 1.5% | 0.8% |
| Textiles: fiber preparation... (19) | 4 | 1.5% | 10.8% |
| Communications: electrical... (340) | 3 | 1.1% | 0% |
| Coherent light generators... (372) | 3 | 1.1% | 0.1% |
| Cleaning and liquid contact with solids... (134) | 3 | 1.1% | 0.2% |

| | | | |
|---|---|------|------|
| Catalyst, solid sorbent, or support therefor: prod... (502) | 3 | 1.1% | 0.2% |
| Electrical computers and digital processing system... (709) | 3 | 1.1% | 0% |
| Fishing, trapping, and vermin destroying... (43) | 3 | 1.1% | 0.3% |
| Fluid sprinkling, spraying, and diffusing... (239) | 3 | 1.1% | 0.2% |
| Handling: hand and hoist-line implements... (294) | 3 | 1.1% | 0.2% |
| Image analysis... (382) | 3 | 1.1% | 0% |
| Manufacturing container or tube from paper; or oth... (493) | 3 | 1.1% | 0.5% |
| Multicellular living organisms and unmodified part... (800) | 3 | 1.1% | 0.1% |

Patents (by local inventors) assigned to local companies (top 25 or less):
 NOTE: this company count is likely less than the total company account above because the above count includes local companies with non-local inventors.

| Company Name | Patents |
|--|---------|
| Stover Equipment Co., Inc. | 4 |
| Equalaire Systems, Inc. | 3 |
| Magnum Oil Tools International, Ltd. | 3 |
| New Security Lock Company, Ltd. | 2 |
| TMC Systems, L.P. | 1 |
| MGM Well Service, Inc. | 1 |
| Magnum Oil Tools International Ltd | 1 |
| Jerry Setliff | 1 |
| International Resistive Co. of Texas, L.P. | 1 |
| Integrity Industries, Inc. | 1 |
| Flowable Fill, Ltd. | 1 |
| Equalaire Sytstems, Inc. | 1 |
| Stover Equipment Co. Inc. | 1 |
| Pugh Acquisition Company | 1 |
| Pugh Acquisition Co. | 1 |
| PI PARTNERS, LLC | 1 |
| Phoinix Global LLC | 1 |
| Pangrac & Associates Development, Inc. | 1 |
| ORION DRILLING COMPANY | 1 |
| Dugan Um | 1 |
| Dixie Iron Works, Ltd. | 1 |
| Dixie Iron Works, LTD | 1 |
| BreakPoint Solutions, Inc. | 1 |
| Billy Pugh Company, Inc. | 1 |
| Bavarian Investment Group, LLC | 1 |

Top 25 (or less) local inventors:

| Inventor | Company | Patents |
|-----------------------|--------------------------------------|---------|
| Roger Monk | Pioneer Hi Bred International Inc | 8 |
| Sunil Reddy | Snap-On Incorporated | 8 |
| Fred Ronald Olsson | Celanese International Corporation | 7 |
| Kenneth R. Matheson | Vapor Point, LLC | 7 |
| William S. Liles, Jr. | Overhead Door Corporation | 7 |
| Gary A. Magnuson | Pricelock, Inc. | 6 |
| Michael T. Sheehan | Dupont Electronic Polymers L.P. | 6 |
| Edward G. Zey | DuPont Electronic Polymers L.P. | 4 |
| Jimmy R. Stover | Stover Equipment Co., Inc. | 4 |
| Roger Monk | PIIONEER HI-BRED INTERNATIONAL, INC. | 4 |
| Russell Turpin | Caringo, Inc. | 4 |
| Kenneth A. Windhorst | Oxea Bishop LLC | 3 |
| Mark Kevin Hennig | Equalaire Systems, Inc. | 3 |
| Michael T. Sheehan | Du Pont Electronic Polymers L.P. | 3 |
| W. Lynn Frazier | Magnum Oil Tools International, Ltd. | 3 |
| Addison Lawrence | The Texas A&M University System | 2 |
| Anil Shetty | Citrix Systems, Inc. | 2 |
| Apurba Bhattacharya | The Texas A&M University System | 2 |

| | | |
|--------------------|--|---|
| Barry Baker | Refined Technologies, Inc. | 2 |
| Benjamin W. Raglin | Hussmann Corporation | 2 |
| Daniel Lindley | Celanese International Corporation | 2 |
| David M. Pangrac | Pangrac & Associates Development, Inc. | 2 |
| Dennis C. Price | New Security Lock Company, Ltd. | 2 |
| Donald T. Gall | Pangrac & Associates Development, Inc. | 2 |
| Edward A. Bernheim | Hussmann Corporation | 2 |

> DALLAS-FORT WORTH-ARLINGTON, TX [19100]

List of 157 included communities:

ADDISON, TX; ALEDO, TX; ALLEN, TX; ALVARADO, TX; ALVORD, TX; ANNA, TX; ARGYLE, TX; ARLINGTON, TX; AUBREY, TX; AVALON, TX; AZLE, TX; BALCH SPRINGS, TX; BARDWELL, TX; BEDFORD, TX; BEN FRANKLIN, TX; BLOOMING GROVE, TX; BLUE RIDGE, TX; BOYD, TX; BRIDGEPORT, TX; BURLESON, TX; CADDO MILLS, TX; CAMPBELL, TX; CARROLLTON, TX; CEDAR HILL, TX; CELESTE, TX; CELINA, TX; CHICO, TX; CLEBURNE, TX; COLLEYVILLE, TX; COMMERCE, TX; COOPER, TX; COPEVILLE, TX; COPPELL, TX; CRANDALL, TX; CRESSON, TX; CROWLEY, TX; CUMBY, TX; DALLAS, TX; DECATUR, TX; DENNIS, TX; DENTON, TX; DESOTO, TX; DUNCANVILLE, TX; ELMO, TX; ENLOE, TX; ENNIS, TX; EULESS, TX; FARMERSVILLE, TX; FATE, TX; FERRIS, TX; FLOWER MOUND, TX; FORNEY, TX; FORRESTON, TX; FORT WORTH, TX; FRISCO, TX; FROST, TX; GARLAND, TX; GODLEY, TX; GRANBURY, TX; GRAND PRAIRIE, TX; GRANDVIEW, TX; GRAPEVINE, TX; GREENVILLE, TX; GREENWOOD, TX; HALTOM CITY, TX; HASLET, TX; HURST, TX; HUTCHINS, TX; IRVING, TX; ITALY, TX; JACKSBORO, TX; JOSEPHINE, TX; JOSHUA, TX; JUSTIN, TX; KAUFMAN, TX; KEENE, TX; KELLER, TX; KEMP, TX; KENNEDALE, TX; KLONDIKE, TX; KRUM, TX; LADONIA, TX; LAKE CREEK, TX; LAKE DALLAS, TX; LANCASTER, TX; LAVON, TX; LEONARD, TX; LEWISVILLE, TX; LILLIAN, TX; LIPAN, TX; LITTLE ELM, TX; LONE OAK, TX; MABANK, TX; MALAKOFF, TX; MANSFIELD, TX; MAYPEARL, TX; MCKINNEY, TX; MELISSA, TX; MERIT, TX; MERTENS, TX; MESQUITE, TX; MIDLOTHIAN, TX; MILFORD, TX; MILLSAP, TX; MINERAL WELLS, TX; NAVAL AIR STATION/ JRB, TX; NEMO, TX; NEVADA, TX; NEWARK, TX; NORTH RICHLAND HILLS, TX; PALMER, TX; PARADISE, TX; PEASTER, TX; PECAN GAP, TX; PERRIN, TX; PILOT POINT, TX; PLANO, TX; POINT, TX; PONDER, TX; POOLVILLE, TX; PRINCETON, TX; PROSPER, TX; QUINLAN, TX; RED OAK, TX; RHOME, TX; RICE, TX; RICHARDSON, TX; RIO VISTA, TX; ROANOKE, TX; ROCKWALL, TX; ROSSER, TX; ROWLETT, TX; ROYSE CITY, TX; SACHSE, TX; SANGER, TX; SCURRY, TX; SEAGOVILLE, TX; SLIDELL, TX; SOUTHLAKE, TX; SPRINGTOWN, TX; SUNNYVALE, TX; SUNSET, TX; TERRELL, TX; THE COLONY, TX; VALLEY VIEW, TX; VAN ALSTYNE, TX; VENUS, TX; WAXAHACHIE, TX; WEATHERFORD, TX; WESTMINSTER, TX; WESTON, TX; WHITEWRIGHT, TX; WHITT, TX; WILLS POINT, TX; WILMER, TX; WOLFE CITY, TX; WYLIE, TX

Economics:

| Indiv Tax Returns | Cum Indiv Income | Co Tax Returns | Cum Co Income |
|-------------------|------------------|----------------|---------------|
| 4013130 | 285406774000 | 213140 | 9962107000 |

Entity Counts:

| Org Type | Count |
|------------|-------|
| Company | 1930 |
| Foundation | 1 |
| HigherEd | 19 |

1930 IP-based companies out of 213140 business tax returns = 0.91% in IP company density.

| Year | Est Population | Inventors | Inv / 1000 | Patents | Local Cos | Art Classes |
|------|----------------|-----------|------------|---------|-----------|-------------|
| 2005 | | 2439 | | 1845 | 262 | 252 |
| 2006 | | 2959 | | 2277 | 328 | 258 |
| 2007 | | 2589 | | 1999 | 271 | 246 |
| 2008 | | 2506 | | 1899 | 271 | 235 |
| 2009 | | 2573 | | 1881 | 281 | 250 |
| 2010 | 6426214 | 3319 | 0.52 | 2519 | 363 | 277 |
| 2011 | 6574866 | 3300 | 0.5 | 2600 | 374 | 280 |
| 2012 | 6710066 | 3566 | 0.53 | 3008 | 409 | 288 |
| 2013 | 6823113 | 4089 | 0.6 | 3445 | 456 | 309 |
| 2014 | 6954330 | 4446 | 0.64 | 4042 | 491 | 299 |

| Inventors | Patents |
|---------------|---------|
| Totals: 18038 | 25515 |

Top 25 Art Classes:

| Art Class (code) | Patents | % this metro | % top 250 |
|---|---------|--------------|-----------|
| Multiplex communications... (370) | 2394 | 9.4% | 7.3% |
| Telecommunications... (455) | 1389 | 5.4% | 6.2% |
| Semiconductor device manufacturing: process... (438) | 1106 | 4.3% | 5.6% |
| Pulse or digital communications... (375) | 844 | 3.3% | 6.5% |
| Data processing: financial, business practice, man... (705) | 825 | 3.2% | 3.6% |
| Electrical computers and digital processing system... (709) | 793 | 3.1% | 3.1% |
| Active solid-state devices (e.g., transistors, sol... (257) | 746 | 2.9% | 4.2% |
| Wells... (166) | 614 | 2.4% | 10.1% |
| Telephonic communications... (379) | 516 | 2% | 6.9% |
| Error detection/correction and fault detection/rec... (714) | 473 | 1.9% | 4.1% |
| Data processing: database and file management or d... (707) | 383 | 1.5% | 1.6% |
| Optical waveguides... (385) | 372 | 1.5% | 5.6% |
| Communications: electrical... (340) | 371 | 1.5% | 3.1% |
| Static information storage and retrieval... (365) | 354 | 1.4% | 4% |
| Drug, bio-affecting and body treating compositions... (514) | 346 | 1.4% | 1.5% |
| Optical communications... (398) | 334 | 1.3% | 10.5% |
| Games using tangible projectile... (473) | 296 | 1.2% | 6.8% |
| Electricity: electrical systems and devices... (361) | 292 | 1.1% | 3.5% |
| Electrical computers and digital processing system... (713) | 290 | 1.1% | 2.4% |
| Miscellaneous active electrical nonlinear devices,... (327) | 278 | 1.1% | 5.9% |
| Drug, bio-affecting and body treating compositions... (424) | 275 | 1.1% | 1.8% |
| Image analysis... (382) | 265 | 1% | 1.9% |
| Optical: systems and elements... (359) | 255 | 1% | 4.2% |
| Information security... (726) | 247 | 1% | 2.7% |
| Electricity: measuring and testing... (324) | 238 | 0.9% | 3.1% |

Patents (by local inventors) assigned to local companies (top 25 or less):
NOTE: this company count is likely less than the total company account above
because the above count includes local companies with non-local inventors.

| Company Name | Patents |
|--|---------|
| Texas Instruments Incorporated | 5061 |
| Futurewei Technologies, Inc. | 237 |
| Frito-Lay North America, Inc. | 187 |
| STMicroelectronics, Inc. | 155 |
| Bell Helicopter Textron Inc. | 151 |
| Advanced Neuromodulation Systems, Inc. | 147 |
| Innovation First, Inc. | 147 |
| Mary Kay Inc. | 103 |
| i2 Technologies US, Inc. | 84 |
| Lennox Industries Inc. | 83 |
| Alcon Research, Ltd. | 79 |
| Doskocil Manufacturing Company, Inc. | 67 |
| Lockheed Martin Corporation | 67 |
| IDC Enchanted Lighting Company, LLC | 62 |
| Traxxas LP | 47 |
| Genband US LLC | 45 |
| OraMetrix, Inc. | 45 |
| Securus Technologies, Inc. | 44 |
| Damaka, Inc. | 43 |
| AMX LLC | 42 |
| S.P.M. Flow Control, Inc. | 42 |
| Microtune (Texas), L.P. | 41 |
| University of North Texas | 39 |
| Craftmade International, Inc. | 37 |
| American Airlines, Inc. | 35 |

Top 25 (or less) local inventors:

| Inventor | Company | Patents |
|--------------------------|---|---------|
| John T. Stites | Nike, Inc. | 180 |
| Anand G. Dabak | Texas Instruments Incorporated | 126 |
| Robert H. Mimplitch, III | Innovation First, Inc. | 123 |
| Zhijun Cai | Blackberry Limited | 116 |
| Farooq Khan | Samsung Electronics Co., Ltd. | 105 |
| Hang Jin | Cisco Technology, Inc. | 96 |
| Theodore W. Houston | Texas Instruments Incorporated | 91 |
| Anuj Batra | Texas Instruments Incorporated | 89 |
| Srinath Hosur | Texas Instruments Incorporated | 89 |
| David N. Franklin | Nike, Inc. | 84 |
| Jianzhong Zhang | Samsung Electronics Co., Ltd. | 84 |
| Robert Boyd | Nike, Inc. | 84 |
| Zhijun Cai | Research In Motion Limited | 79 |
| Douglas Michael Galletti | Innovation First, Inc. | 78 |
| Eko N. Onggosanusi | Texas Instruments Incorporated | 77 |
| David Anthony Norman | Innovation First, Inc. | 75 |
| Heath Stallings | Verizon Patent and Licensing Inc. | 75 |
| Zhouyue Pi | Samsung Electronics Co., Ltd. | 72 |
| Raul Olivera | Innovation First, Inc. | 62 |
| Sameer Pendharkar | Texas Instruments Incorporated | 62 |
| Michael L. Fripp | Halliburton Energy Services, Inc. | 60 |
| Timothy M. Schmidl | Texas Instruments Incorporated | 60 |
| David A. Norman | Innovation First, Inc. | 59 |
| Robert B. Staszewski | Texas Instruments Incorporated | 59 |
| Christian L. Belady | Hewlett-Packard Development Company, L.P. | 54 |

> DAVENPORT-MOLINE-ROCK ISLAND, IA-IL [19340]

List of 73 included communities:

ALEDO, IL; ALEXIS, IL; ALPHA, IL; ALTONA, IL; ANDALUSIA, IL; ANDOVER, IL; ANNAWAN, IL; ATKINSON, IL; BARSTOW, IL; BETTENDORF, IA; BISHOP HILL, IL; BLUE GRASS, IA; BUFFALO PRAIRIE, IL; BUFFALO, IA; CAMBRIDGE, IL; CARBON CLIFF, IL; COAL VALLEY, IL; COLONA, IL; CORDOVA, IL; DAVENPORT, IA; DIXON, IA; DONAHUE, IA; DURANT, IA; EAST MOLINE, IL; ELDRIDGE, IA; ERIE, IL; GALVA, IL; GENESEO, IL; HAMPTON, IL; HILLSDALE, IL; HOOPPOLE, IL; ILLINOIS CITY, IL; JOY, IL; KEITHSBURG, IL; KEWANEE, IL; LE CLAIRE, IA; LONG GROVE, IA; LYNN CENTER, IL; MATHERVILLE, IL; MC CAUSLAND, IA; MILAN, IL; MINERAL, IL; MOLINE, IL; MONMOUTH, IL; MUSCATINE, IA; NEW BOSTON, IL; NEW LIBERTY, IA; NEW WINDSOR, IL; NORTH HENDERSON, IL; OPHIEM, IL; ORION, IL; OSCO, IL; PLEASANT VALLEY, IA; PORT BYRON, IL; PREEMPTION, IL; PRINCETON, IA; PROPHETSTOWN, IL; RAPIDS CITY, IL; REYNOLDS, IL; RIO, IL; ROCK ISLAND, IL; SEATON, IL; SHEFFIELD, IL; SHERRARD, IL; SILVIS, IL; STOCKTON, IA; TAMPICO, IL; TAYLOR RIDGE, IL; TIPTON, IA; TOULON, IL; VIOLA, IL; WALCOTT, IA; WOODHULL, IL

Economics:

| Indiv Tax Returns | Cum Indiv Income | Co Tax Returns | Cum Co Income |
|-------------------|------------------|----------------|---------------|
| 224140 | 12961906000 | 10020 | 274903000 |

Entity Counts:

| Org Type | Count |
|----------|-------|
| Company | 74 |

74 IP-based companies out of 10020 business tax returns = 0.74% in IP company density.

| Year | Est Population | Inventors | Inv / 1000 | Patents | Local Cos | Art Classes |
|------|----------------|-----------|------------|---------|-----------|-------------|
| 2005 | | 129 | | 86 | 13 | 48 |
| 2006 | | 127 | | 96 | 12 | 54 |
| 2007 | | 105 | | 99 | 11 | 53 |
| 2008 | | 108 | | 81 | 10 | 39 |
| 2009 | | 121 | | 84 | 12 | 44 |
| 2010 | 379690 | 175 | 0.46 | 124 | 14 | 49 |
| 2011 | 380926 | 182 | 0.48 | 131 | 15 | 61 |
| 2012 | 382139 | 162 | 0.42 | 120 | 16 | 62 |
| 2013 | 383230 | 162 | 0.42 | 119 | 21 | 66 |
| 2014 | 383030 | 148 | 0.39 | 128 | 17 | 58 |

| Inventors | Patents |
|-------------|---------|
| Totals: 861 | 1068 |

Top 25 Art Classes:

| Art Class (code) | Patents | % this metro | % top 250 |
|---|---------|--------------|-----------|
| Crop threshing or separating... (460) | 106 | 9.9% | 51.7% |
| Harvesters... (56) | 74 | 6.9% | 5% |
| Planting... (111) | 68 | 6.4% | 22.7% |
| Data processing: vehicles, navigation, and relativ... (701) | 55 | 5.1% | 0.6% |
| Conveyors: power-driven... (198) | 42 | 3.9% | 3.2% |
| Chairs and seats... (297) | 33 | 3.1% | 1.1% |
| Multicellular living organisms and unmodified part... (800) | 29 | 2.7% | 0.5% |
| Motor vehicles... (180) | 22 | 2.1% | 1% |
| Land vehicles: bodies and tops... (296) | 19 | 1.8% | 0.4% |
| Earth working... (172) | 17 | 1.6% | 4.8% |

| | | | |
|---|----|------|------|
| Organic compounds -- part of the class 532-570 ser... (562) | 16 | 1.5% | 2% |
| Internal-combustion engines... (123) | 14 | 1.3% | 0.3% |
| Material or article handling... (414) | 12 | 1.1% | 1% |
| Supports: cabinet structure... (312) | 12 | 1.1% | 1.8% |
| Solid material comminution or disintegration... (241) | 11 | 1% | 1% |
| Communications: electrical... (340) | 10 | 0.9% | 0.1% |
| Data processing: generic control systems or specif... (700) | 9 | 0.8% | 0.1% |
| Land vehicles... (280) | 9 | 0.8% | 0.2% |
| Prime-mover dynamo plants... (290) | 9 | 0.8% | 0.7% |
| Metal treatment... (148) | 8 | 0.7% | 1.1% |
| Presses... (100) | 8 | 0.7% | 2.6% |
| Supports... (248) | 8 | 0.7% | 0.3% |
| Boots, shoes, and leggings... (36) | 7 | 0.7% | 0.7% |
| Compositions... (252) | 7 | 0.7% | 0.3% |
| Firearms... (42) | 7 | 0.7% | 0.6% |

Patents (by local inventors) assigned to local companies (top 25 or less):
 NOTE: this company count is likely less than the total company account above
 because the above count includes local companies with non-local inventors.

| Company Name | Patents |
|-------------------------------------|---------|
| Deere & Company | 443 |
| HNI Technologies Inc. | 49 |
| Rock River Arms, Inc. | 33 |
| Genesis III, Inc. | 22 |
| Grain Processing Corporation | 20 |
| HON Technology Inc. | 15 |
| Sears Manufacturing Co. | 12 |
| Carleton Life Support Systems, Inc. | 9 |
| HNI Corporation | 9 |
| Bridgestone Bandag, LLC | 4 |
| Genesis Systems Group, LLC | 4 |
| HNI Technologies, Inc. | 4 |
| Ossian, Inc. | 4 |
| Rhino Tool Company | 4 |
| GSG, LLC | 3 |
| Grace Engineered Products, Inc. | 3 |
| Honsa Ergonomic Technologies, Inc. | 3 |
| Inpro/Seal, LLC | 3 |
| Packaging Technologies, Inc. | 3 |
| Quad Cities Automatic Pools, Inc. | 3 |
| Bandag Incorporated | 2 |
| Armalite, Inc. | 2 |
| Eldred Corporation | 2 |
| Deere and Company | 2 |
| Inpro/Seal LLC | 2 |

Top 25 (or less) local inventors:

| Inventor | Company | Patents |
|----------------------|--------------------------|---------|
| Lester Larson, Jr. | Rock River Arms, Inc. | 26 |
| Mark Larson | Rock River Arms, Inc. | 24 |
| Bruce Alan Coers | Deere & Company | 23 |
| Nathan A. Mariman | Deere & Company | 21 |
| Jay R. Machael | HNI Technologies Inc. | 19 |
| Ryan Patrick Mackin | Deere & Company | 19 |
| Benjamin M. Lovett | Deere & Company | 18 |
| Donald L. Bockelman | Monsanto Technology LLC | 18 |
| Michael E. Friestad | Deere & Company | 18 |
| Scott A. Melton | Wahl Clipper Corporation | 18 |
| Michael J. Covington | CNH America LLC | 17 |

| | | |
|----------------------|-------------------|----|
| Alan D. Sheidler | Deere & Company | 16 |
| Bruce A. Coers | Deere & Company | 16 |
| Robert A. Matousek | CNH America LLC | 16 |
| Robert A. Matousek | AGCO Corporation | 14 |
| Roger T. Young | Genesis III, Inc. | 14 |
| Timothy A. Meeks | CNH America LLC | 14 |
| Alan David Sheidler | Deere & Company | 13 |
| Ronnie Dean Stahlhut | Deere & Company | 13 |
| Daniel James Burke | Deere & Company | 12 |
| Elijah Garner | Deere & Company | 12 |
| John Franklin Reid | Deere & Company | 12 |
| Ryan P. Mackin | Deere & Company | 12 |
| Craig E. Murray | CNH America LLC | 10 |
| Daniel J. Burke | Deere & Company | 10 |

> DAYTON, OH [19380]

List of 57 included communities:

ALPHA, OH; ARCANUM, OH; BELLBROOK, OH; BOWERSVILLE, OH; BRADFORD, OH; BROOKVILLE, OH; CAMDEN, OH; CASSTOWN, OH; CEDARVILLE, OH; CLAYTON, OH; CLIFTON, OH; COLLEGE CORNER, OH; CONOVER, OH; COVINGTON, OH; DAYTON, OH; EATON, OH; ELDORADO, OH; ENGLEWOOD, OH; FAIRBORN, OH; FARMERSVILLE, OH; FLETCHER, OH; FRANKLIN, OH; GERMANTOWN, OH; GRATIS, OH; JAMESTOWN, OH; JEFFERSONVILLE, OH; LAURA, OH; LEWISBURG, OH; LUDLOW FALLS, OH; MIAMISBURG, OH; MIDDLETOWN, OH; NEW CARLISLE, OH; NEW LEBANON, OH; NEW PARIS, OH; PHILLIPSBURG, OH; PIQUA, OH; PLEASANT HILL, OH; POTSDAM, OH; SABINA, OH; SIDNEY, OH; SOMERVILLE, OH; SOUTH CHARLESTON, OH; SOUTH SOLON, OH; SPRING VALLEY, OH; SPRINGBORO, OH; TIPP CITY, OH; TROY, OH; VANDALIA, OH; VERONA, OH; WAYNESVILLE, OH; WEST ALEXANDRIA, OH; WEST ELKTON, OH; WEST MANCHESTER, OH; WEST MILTON, OH; WILBERFORCE, OH; XENIA, OH; YELLOW SPRINGS, OH

Economics:

| Indiv Tax Returns | Cum Indiv Income | Co Tax Returns | Cum Co Income |
|-------------------|------------------|----------------|---------------|
| 662100 | 36456223000 | 26510 | 1046805000 |

Entity Counts:

| Org Type | Count |
|----------|-------|
| Company | 243 |
| HigherEd | 2 |

243 IP-based companies out of 26510 business tax returns = 0.92% in IP company density.

| Year | Est Population | Inventors | Inv / 1000 | Patents | Local Cos | Art Classes |
|------|----------------|-----------|------------|---------|-----------|-------------|
| 2005 | | 315 | | 238 | 45 | 126 |
| 2006 | | 347 | | 290 | 55 | 137 |
| 2007 | | 282 | | 266 | 46 | 131 |
| 2008 | | 279 | | 249 | 51 | 123 |
| 2009 | | 311 | | 261 | 53 | 131 |
| 2010 | 799232 | 323 | 0.4 | 308 | 46 | 137 |
| 2011 | 801334 | 324 | 0.4 | 325 | 55 | 137 |
| 2012 | 802234 | 349 | 0.44 | 372 | 59 | 140 |
| 2013 | 801645 | 357 | 0.45 | 361 | 58 | 145 |
| 2014 | 800836 | 400 | 0.5 | 407 | 51 | 147 |

| Inventors | Patents |
|--------------|---------|
| Totals: 1982 | 3077 |

Top 25 Art Classes:

| Art Class (code) | Patents | % this metro | % top 250 |
|---|---------|--------------|-----------|
| Multicellular living organisms and unmodified part... (800) | 124 | 4% | 2.2% |
| Incremental printing of symbolic information... (347) | 112 | 3.6% | 3.1% |
| Data processing: vehicles, navigation, and relativ... (701) | 73 | 2.4% | 0.8% |
| Land vehicles... (280) | 72 | 2.3% | 1.3% |
| Stock material or miscellaneous articles... (428) | 70 | 2.3% | 0.9% |
| Electric heating... (219) | 58 | 1.9% | 1.8% |
| Surgery... (606) | 57 | 1.9% | 0.4% |
| Rotary expansible chamber devices... (418) | 55 | 1.8% | 17% |
| Brakes... (188) | 49 | 1.6% | 5.8% |
| Surgery... (600) | 46 | 1.5% | 0.4% |

| | | | |
|---|----|------|------|
| Drug, bio-affecting and body treating compositions... (424) | 44 | 1.4% | 0.3% |
| Coating processes... (427) | 41 | 1.3% | 1% |
| Prosthesis (i.e., artificial body members), parts ... (623) | 39 | 1.3% | 0.6% |
| Surgery... (604) | 39 | 1.3% | 0.4% |
| Communications: electrical... (340) | 38 | 1.2% | 0.3% |
| Data processing: financial, business practice, man... (705) | 37 | 1.2% | 0.2% |
| Apparel... (2) | 35 | 1.1% | 4.5% |
| Data processing: database and file management or d... (707) | 34 | 1.1% | 0.1% |
| Pumps... (417) | 31 | 1% | 2.3% |
| Image analysis... (382) | 30 | 1% | 0.2% |
| Chairs and seats... (297) | 29 | 0.9% | 1% |
| Electricity: motive power systems... (318) | 29 | 0.9% | 1.6% |
| Optics: measuring and testing... (356) | 29 | 0.9% | 0.4% |
| Data processing: generic control systems or specif... (700) | 28 | 0.9% | 0.4% |
| Fluid reaction surfaces (i.e., impellers)... (416) | 28 | 0.9% | 1.5% |

Patents (by local inventors) assigned to local companies (top 25 or less):
 NOTE: this company count is likely less than the total company account above because the above count includes local companies with non-local inventors.

| Company Name | Patents |
|--|---------|
| Emerson Climate Technologies, Inc. | 156 |
| Morning Pride Manufacturing, L.L.C. | 53 |
| University of Dayton | 42 |
| X-spine Systems, Inc. | 35 |
| NCR Corporation | 24 |
| Cornerstone REsearch Group, Inc. | 19 |
| Evenflo Company, Inc. | 19 |
| Nanotek Instruments, Inc. | 17 |
| LexisNexis, a division of Reed Elsevier Inc. | 16 |
| Wright State University | 16 |
| Globe Motors, Inc. | 14 |
| Hobart Brothers Company | 14 |
| Paxar Americas, Inc. | 14 |
| Prosthetic Design, Inc. | 14 |
| The Iams Company | 14 |
| JLJ, Inc. | 13 |
| The Standard Register Company | 13 |
| Caterpillar Trimble Control Technologies LLC | 12 |
| Copeland Corporation | 12 |
| Creative Extruded Products, Inc. | 12 |
| Henny Penny Corporation | 12 |
| ALI Industries, Inc. | 10 |
| Aptalis Pharmatech, Inc. | 9 |
| Lion Apparel, Inc. | 9 |
| Dayton Systems Group, Inc. | 8 |

Top 25 (or less) local inventors:

| Inventor | Company | Patents |
|-----------------------|--|---------|
| Gregory J. Holland | Monsanto Technology LLC | 138 |
| James R. Larkins | Monsanto Technology LLC | 62 |
| Mary I. Grilliot | Morning Pride Manufacturing, L.L.C. | 52 |
| William L. Grilliot | Morning Pride Manufacturing, L.L.C. | 52 |
| Philip G. Morton | Deceuninck North America, LLC | 49 |
| Michael J. Piatt | Eastman Kodak Company | 45 |
| Kevin L. Houser | Ethicon Endo-Surgery, Inc. | 39 |
| David Louis Kirschman | X-spine Systems, Inc. | 38 |
| Michael T. Chaney | Deceuninck North America, LLC | 30 |
| Nagaraj Jayanth | Emerson Climate Technologies, Inc. | 26 |
| Richard L. Sutherland | Science Applications International Corporation | 25 |

| | | |
|---------------------------|------------------------------------|----|
| Christopher R. Ballard | Deceuninck North America, LLC | 23 |
| Craig J. Rekow | Crown Equipment Corporation | 23 |
| Eric D. Cahill | Goodrich Corporation | 22 |
| Jan Christopher Schilling | General Electric Company | 22 |
| Masao Akei | Emerson Climate Technologies, Inc. | 22 |
| Bernard J. Vogel | Illinois Tool Works Inc. | 20 |
| Joseph C. Huang | Premark FEG L.L.C. | 20 |
| Hung M. Pham | Emerson Climate Technologies, Inc. | 19 |
| Jean-Luc M. Caillat | Emerson Climate Technologies, Inc. | 19 |
| Gregory Dean Sunvold | The Iams Company | 18 |
| Gregory Dean Sunvold | The Procter & Gamble Company | 18 |
| Renaë Dianna Fossum | The Procter & Gamble Company | 18 |
| Daniel F. Dlugos, Jr. | Ethicon Endo-Surgery, Inc. | 17 |
| Jane Ann Murphy | General Electric Company | 17 |

> DELTONA-DAYTONA BEACH-ORMOND BEACH, FL [19660]

List of 21 included communities:

ASTOR, FL; BARBERVILLE, FL; CASSADAGA, FL; DAYTONA BEACH, FL; DE LEON SPRINGS, FL; DEBARY, FL; DELAND, FL; DELTONA, FL; EDGEWATER, FL; FLAGLER BEACH, FL; GLENWOOD, FL; LAKE HELEN, FL; MIMS, FL; NEW SMYRNA BEACH, FL; OAK HILL, FL; ORANGE CITY, FL; ORMOND BEACH, FL; OSTEEN, FL; PIERSON, FL; PORT ORANGE, FL; SEVILLE, FL

Economics:

| Indiv Tax Returns | Cum Indiv Income | Co Tax Returns | Cum Co Income |
|-------------------|------------------|----------------|---------------|
| 237770 | 11653722000 | 16350 | 335588000 |

Entity Counts:

| Org Type | Count |
|------------|-------|
| Company | 71 |
| Government | 1 |
| HigherEd | 2 |

71 IP-based companies out of 16350 business tax returns = 0.43% in IP company density.

| Year | Est Population | Inventors | Inv / 1000 | Patents | Local Cos | Art Classes |
|------|----------------|-----------|------------|---------|-----------|-------------|
| 2005 | | 65 | | 64 | 13 | 42 |
| 2006 | | 55 | | 65 | 11 | 40 |
| 2007 | | 69 | | 70 | 14 | 50 |
| 2008 | | 53 | | 50 | 5 | 36 |
| 2009 | | 69 | | 63 | 10 | 46 |
| 2010 | 590289 | 64 | 0.11 | 65 | 12 | 45 |
| 2011 | 591753 | 72 | 0.12 | 61 | 9 | 44 |
| 2012 | 595602 | 88 | 0.15 | 90 | 3 | 55 |
| 2013 | 601151 | 90 | 0.15 | 91 | 9 | 56 |
| 2014 | 609939 | 116 | 0.19 | 113 | 7 | 58 |

| Inventors | Patents |
|-------------|---------|
| Totals: 503 | 732 |

Top 25 Art Classes:

| Art Class (code) | Patents | % this metro | % top 250 |
|---|---------|--------------|-----------|
| Electrical connectors... (439) | 39 | 5.3% | 0.6% |
| Electricity: magnetically operated switches, magne... (335) | 33 | 4.5% | 2.5% |
| Fluent material handling, with receiver or receive... (141) | 24 | 3.3% | 2.1% |
| Multiplex communications... (370) | 24 | 3.3% | 0.1% |
| Surgery... (604) | 20 | 2.7% | 0.2% |
| Data processing: database and file management or d... (707) | 16 | 2.2% | 0.1% |
| Surgery... (606) | 16 | 2.2% | 0.1% |
| Data processing: vehicles, navigation, and relativ... (701) | 15 | 2% | 0.2% |
| Dispensing... (222) | 14 | 1.9% | 0.7% |
| Telecommunications... (455) | 14 | 1.9% | 0.1% |
| Telephonic communications... (379) | 13 | 1.8% | 0.2% |
| Data processing: artificial intelligence... (706) | 12 | 1.6% | 0.3% |
| Communications: electrical... (340) | 11 | 1.5% | 0.1% |
| Liquid purification or separation... (210) | 11 | 1.5% | 0.2% |
| Computer graphics processing and selective visual ... (345) | 10 | 1.4% | 0.1% |

| | | | |
|---|----|------|------|
| Education and demonstration... (434) | 10 | 1.4% | 0.7% |
| Data processing: financial, business practice, man... (705) | 9 | 1.2% | 0% |
| Drug, bio-affecting and body treating compositions... (424) | 9 | 1.2% | 0.1% |
| Electricity: electrical systems and devices... (361) | 9 | 1.2% | 0.1% |
| Error detection/correction and fault detection/rec... (714) | 9 | 1.2% | 0.1% |
| Games using tangible projectile... (473) | 9 | 1.2% | 0.2% |
| Ships... (114) | 9 | 1.2% | 0.7% |
| Special receptacle or package... (206) | 9 | 1.2% | 0.3% |
| Exercise devices... (482) | 8 | 1.1% | 0.3% |
| Firearms... (42) | 8 | 1.1% | 0.6% |

Patents (by local inventors) assigned to local companies (top 25 or less):
 NOTE: this company count is likely less than the total company account above
 because the above count includes local companies with non-local inventors.

| Company Name | Patents |
|--|---------|
| ForHealth Technologies, Inc. | 12 |
| Homac Mfg. Company | 12 |
| Boston Whaler, Inc. | 8 |
| Ocean Design, Inc. | 8 |
| StyleMark, Inc. | 5 |
| Teledyne ODI, Inc. | 5 |
| FHT, Inc. | 3 |
| Embry-Riddle Aeronautical University, Inc. | 3 |
| Deltona Transformer Corporation | 3 |
| Bob's Space Racers, Inc. | 3 |
| Microflex, Inc. | 3 |
| The Broadcast Team, Inc. | 3 |
| Avancen, LLC | 2 |
| DeJonge Associates, Inc. | 2 |
| Archibald Brothers International, Inc. | 2 |
| Enviro Water Solutions, Inc. | 2 |
| ABP Patent Holdings, LLC | 2 |
| Homac MFG Company | 2 |
| Mefedia, Inc. | 2 |
| Paradox LLC | 2 |
| Raydon Corporation | 2 |
| Sanidoor, LLC | 2 |
| Sword Marine Technology, Inc. | 2 |
| Forhealth Technologies, Inc | 1 |
| First-In, LLC | 1 |

Top 25 (or less) local inventors:

| Inventor | Company | Patents |
|-----------------------------|-----------------------------------|---------|
| Marc Barber | Faro Technologies, Inc. | 29 |
| Clark H. Briggs | Faro Technologies, Inc. | 26 |
| Kenneth J. Hasloeher | Faro Technologies, Inc. | 25 |
| Charles Robert Overbey, Jr. | Ashbury International Group, Inc. | 23 |
| Edward Robertson | Metra Electronics Corporation | 19 |
| R. Spencer Quilling, II | Metra Electronics Corporation | 19 |
| Marc M. Barber | Faro Technologies, Inc. | 14 |
| Dennis Tribble | FHT, Inc. | 11 |
| Robert P. Kunding, Jr. | Clairson, Inc. | 11 |
| Roy E. Jazowski | Homac Mfg. Company | 10 |
| William James Louis Adams | Decision Lens, Inc. | 9 |
| Dario Vitali | Ethicon Endo-Surgery, Inc. | 8 |
| Dennis Tribble | ForHealth Technologies, Inc. | 8 |
| James L. Cairns | Ocean Design, Inc. | 8 |
| Joel A. Osborne | FHT, Inc. | 8 |
| Pertti O. Alapuranen | MeshNetworks, Inc. | 8 |

| | | |
|-------------------------|------------------------------------|---|
| Shannon R. Schwenn | Orthomerica Products, Inc. | 8 |
| Edward T. Robertson | Metra Electronics Corporation | 7 |
| James L. Zahnen | Homac Mfg. Company | 7 |
| Jay E. Lane | Siemens Energy, Inc. | 7 |
| R. Spencer Quilling, II | Metra Electronics Corp. | 7 |
| James L. Zahnen | Thomas & Betts International, Inc. | 6 |
| Joel A. Osborne | ForHealth Technologies, Inc. | 6 |
| Larry D. Heller | Adapco, Inc. | 6 |
| Stewart M. Barlow | Ocean Design, Inc. | 6 |

> DENVER-AURORA, CO [19740]

List of 73 included communities:

AGATE, CO; ALMA, CO; ARVADA, CO; AURORA, CO; BAILEY, CO; BENNETT, CO; BLACK HAWK, CO; BOULDER, CO; BRIGHTON, CO; BROOMFIELD, CO; BUFFALO CREEK, CO; BYERS, CO; CALHAN, CO; CASTLE ROCK, CO; CENTRAL CITY, CO; COMMERCE CITY, CO; COMO, CO; CONIFER, CO; DEER TRAIL, CO; DENVER, CO; DUMONT, CO; DUPONT, CO; EASTLAKE, CO; ELBERT, CO; ELIZABETH, CO; EMPIRE, CO; ENGLEWOOD, CO; ERIE, CO; EVERGREEN, CO; FAIRPLAY, CO; FLORISSANT, CO; FORT MORGAN, CO; FRANKTOWN, CO; GEORGETOWN, CO; GOLDEN, CO; GRANT, CO; GUFFEY, CO; HARTSEL, CO; HENDERSON, CO; HUDSON, CO; IDAHO SPRINGS, CO; IDLEDALE, CO; INDIAN HILLS, CO; JEFFERSON, CO; KEENESBURG, CO; KIOWA, CO; KITTREDGE, CO; LAKE GEORGE, CO; LARKSPUR, CO; LIMON, CO; LITTLETON, CO; LONE TREE, CO; LOUISVILLE, CO; LOUVIERS, CO; MATHESON, CO; MORRISON, CO; PALMER LAKE, CO; PARKER, CO; PEYTON, CO; PINE, CO; RAMAH, CO; ROLLINSVILLE, CO; RUSH, CO; SEDALIA, CO; SHAWNEE, CO; SILVER PLUME, CO; SIMLA, CO; STRASBURG, CO; THORNTON, CO; WATKINS, CO; WESTMINSTER, CO; WHEAT RIDGE, CO; WIGGINS, CO

Economics:

| Indiv Tax Returns | Cum Indiv Income | Co Tax Returns | Cum Co Income |
|-------------------|------------------|----------------|---------------|
| 2130390 | 153923323000 | 164510 | 5156469000 |

Entity Counts:

| Org Type | Count |
|------------|-------|
| Company | 1338 |
| Foundation | 2 |
| HigherEd | 26 |

1338 IP-based companies out of 164510 business tax returns = 0.81% in IP company density.

| Year | Est Population | Inventors | Inv / 1000 | Patents | Local Cos | Art Classes |
|------|----------------|-----------|------------|---------|-----------|-------------|
| 2005 | | 1157 | | 961 | 192 | 224 |
| 2006 | | 1365 | | 1176 | 202 | 226 |
| 2007 | | 1235 | | 1033 | 183 | 211 |
| 2008 | | 1223 | | 1020 | 196 | 210 |
| 2009 | | 1268 | | 1118 | 174 | 210 |
| 2010 | 2543482 | 1745 | 0.69 | 1552 | 246 | 236 |
| 2011 | 2600843 | 1856 | 0.71 | 1615 | 237 | 258 |
| 2012 | 2647780 | 2052 | 0.77 | 1836 | 274 | 259 |
| 2013 | 2699750 | 2431 | 0.9 | 2133 | 289 | 271 |
| 2014 | 2754258 | 2651 | 0.96 | 2439 | 328 | 272 |

| Inventors | Patents |
|---------------|---------|
| Totals: 10032 | 14883 |

Top 25 Art Classes:

| Art Class (code) | Patents | % this metro | % top 250 |
|---|---------|--------------|-----------|
| Surgery... (606) | 601 | 4% | 4.6% |
| Data processing: financial, business practice, man... (705) | 510 | 3.4% | 2.3% |
| Electrical computers and digital processing system... (709) | 424 | 2.8% | 1.6% |
| Multiplex communications... (370) | 411 | 2.8% | 1.3% |
| Interactive video distribution systems... (725) | 409 | 2.7% | 9% |
| Dynamic magnetic information storage or retrieval... (360) | 385 | 2.6% | 6.6% |
| Surgery... (600) | 339 | 2.3% | 3% |
| Telephonic communications... (379) | 336 | 2.3% | 4.5% |

| | | | |
|---|-----|------|------|
| Data processing: database and file management or d... (707) | 333 | 2.2% | 1.4% |
| Drug, bio-affecting and body treating compositions... (514) | 329 | 2.2% | 1.5% |
| Chemistry: molecular biology and microbiology... (435) | 313 | 2.1% | 1.7% |
| Telecommunications... (455) | 284 | 1.9% | 1.3% |
| Error detection/correction and fault detection/rec... (714) | 257 | 1.7% | 2.2% |
| Communications: electrical... (340) | 252 | 1.7% | 2.1% |
| Electrical computers and digital processing system... (711) | 244 | 1.6% | 2.2% |
| Organic compounds -- part of the class 532-570 ser... (536) | 224 | 1.5% | 6.7% |
| Data processing: measuring, calibrating, or testin... (702) | 197 | 1.3% | 2.2% |
| Electrical computers and digital processing system... (713) | 183 | 1.2% | 1.5% |
| Liquid purification or separation... (210) | 177 | 1.2% | 3.6% |
| Drug, bio-affecting and body treating compositions... (424) | 176 | 1.2% | 1.2% |
| Information security... (726) | 165 | 1.1% | 1.8% |
| Computer-aided design and analysis of circuits and... (716) | 153 | 1% | 2.4% |
| Image analysis... (382) | 153 | 1% | 1.1% |
| Registers... (235) | 151 | 1% | 2.4% |
| Facsimile and static presentation processing... (358) | 149 | 1% | 3.5% |

Patents (by local inventors) assigned to local companies (top 25 or less):
 NOTE: this company count is likely less than the total company account above
 because the above count includes local companies with non-local inventors.

| Company Name | Patents |
|---|---------|
| EchoStar Technologies L.L.C. | 223 |
| Storage Technology Corporation | 185 |
| Johns Manville | 165 |
| Qwest Communications International Inc. | 132 |
| The Regents of the University of Colorado | 128 |
| The Western Union Company | 120 |
| The Regents of the University of Colorado, a body corporate | 115 |
| Alliance for Sustainable Energy, LLC | 105 |
| Magpul Industries Corporation | 102 |
| Array Biopharma Inc. | 100 |
| Level 3 Communications, LLC | 97 |
| Micro Motion, Inc. | 71 |
| Ball Corporation | 68 |
| Cable Television Laboratories, Inc. | 58 |
| Medtronic Navigation, Inc. | 58 |
| Spectra Logic Corporation | 56 |
| Vivant Medical, Inc. | 56 |
| Magpul Industries Corp. | 53 |
| Nite Ize, Inc. | 52 |
| Colorado School of Mines | 43 |
| Primestar Solar, Inc. | 42 |
| Ricoh Production Print Solutions LLC | 39 |
| The Gates Corporation | 37 |
| Navajo Manufacturing Company, Inc. | 36 |
| Ball Aerospace & Technologies Corp. | 33 |

Top 25 (or less) local inventors:

| Inventor | Company | Patents |
|-----------------------|-------------------------------|---------|
| Steven P. Young | Xilinx, Inc. | 109 |
| Devin Leake | Dharmacon, Inc. | 105 |
| William Marshall | Dharmacon, Inc. | 102 |
| Anastasia Khvorova | Dharmacon, Inc. | 101 |
| Angela Reynolds | Dharmacon, Inc. | 100 |
| Michael D. Ellis | United Video Properties, Inc. | 99 |
| Steven Read | Dharmacon, Inc. | 96 |
| Michael T. Mayberry | Magpul Industries Corporation | 70 |
| Paul Roller Michaelis | Avaya Inc. | 66 |

| | | |
|---------------------|---|----|
| Joseph D. Brannan | Covidien LP | 64 |
| Anne R. Sand | International Business Machines Corporation | 57 |
| Roger B. Milne | Xilinx, Inc. | 48 |
| Thomas Aisenbrey | Integral Technologies, Inc. | 47 |
| Wayne C. Boncyk | Nant Holdings IP, LLC | 45 |
| William R. Barclay | Martek Biosciences Corporation | 40 |
| Michael T. Mayberry | Magpul Industries Corp. | 39 |
| Gary J. Banik | Wolverine World Wide, Inc. | 38 |
| Craig A. Weaver | Martek Biosciences Corporation | 37 |
| Michael G. Robinson | RealD Inc. | 37 |
| Ronald E. Pelrine | SRI International | 35 |
| Gary D. Sharp | RealD Inc. | 34 |
| Gaurav Agrawal | Baker Hughes Incorporated | 34 |
| Robert C. Steiner | Avaya Inc. | 34 |
| Brian Nakayama | Magpul Industries Corporation | 33 |
| Charles I. Cook | Qwest Communications International Inc. | 33 |

> DES MOINES-WEST DES MOINES, IA [19780]

List of 83 included communities:

ACKWORTH, IA; ADAIR, IA; ADEL, IA; ALLEMAN, IA; ALTOONA, IA; ANITA, IA; ANKENY, IA; AUDUBON, IA; BAGLEY, IA; BAYARD, IA; BERWICK, IA; BEVINGTON, IA; BONDURANT, IA; BOONEVILLE, IA; BOUTON, IA; CAMBRIDGE, IA; CARLISLE, IA; CASEY, IA; CLIVE, IA; COLFAX, IA; COON RAPIDS, IA; CUMMING, IA; DALLAS CENTER, IA; DAWSON, IA; DE SOTO, IA; DES MOINES, IA; DEXTER, IA; EARLHAM, IA; ELKHART, IA; EXIRA, IA; GRANGER, IA; GRIMES, IA; GUTHRIE CENTER, IA; HAMLIN, IA; HARTFORD, IA; HUXLEY, IA; INDIANOLA, IA; JAMAICA, IA; JEFFERSON, IA; JOHNSTON, IA; LACONA, IA; LIBERTY CENTER, IA; LINDEN, IA; LORIMOR, IA; LUCAS, IA; MACKSBURG, IA; MADRID, IA; MARTENSDALE, IA; MAXWELL, IA; MENLO, IA; MILO, IA; MINBURN, IA; MINGO, IA; MITCHELLVILLE, IA; NEW VIRGINIA, IA; NORWALK, IA; OSCEOLA, IA; PANORA, IA; PATTERSON, IA; PERRY, IA; PERU, IA; PLEASANT HILL, IA; PLEASANTVILLE, IA; POLK CITY, IA; PRAIRIE CITY, IA; PROLE, IA; REDFIELD, IA; RIPPEY, IA; RUNNELLS, IA; SAINT CHARLES, IA; SAINT MARYS, IA; SHELDAHL, IA; SLATER, IA; STUART, IA; SWAN, IA; TRURO, IA; URBANDALE, IA; VAN METER, IA; WAUKEE, IA; WEST DES MOINES, IA; WINTERSSET, IA; WOODWARD, IA; YALE, IA

Economics:

| Indiv Tax Returns | Cum Indiv Income | Co Tax Returns | Cum Co Income |
|-------------------|------------------|----------------|---------------|
| 387120 | 27625987000 | 25470 | 780361000 |

Entity Counts:

| Org Type | Count |
|------------|-------|
| Company | 159 |
| Foundation | 1 |

159 IP-based companies out of 25470 business tax returns = 0.62% in IP company density.

| Year | Est Population | Inventors | Inv / 1000 | Patents | Local Cos | Art Classes |
|------|----------------|-----------|------------|---------|-----------|-------------|
| 2005 | | 186 | | 173 | 26 | 60 |
| 2006 | | 208 | | 222 | 28 | 64 |
| 2007 | | 230 | | 231 | 20 | 58 |
| 2008 | | 178 | | 188 | 28 | 56 |
| 2009 | | 214 | | 234 | 27 | 54 |
| 2010 | 569633 | 257 | 0.45 | 229 | 32 | 70 |
| 2011 | 580741 | 322 | 0.55 | 316 | 31 | 70 |
| 2012 | 589453 | 270 | 0.46 | 332 | 31 | 69 |
| 2013 | 600086 | 312 | 0.52 | 375 | 30 | 72 |
| 2014 | 611549 | 358 | 0.59 | 355 | 33 | 76 |

| Inventors | Patents |
|--------------|---------|
| Totals: 1315 | 2655 |

Top 25 Art Classes:

| Art Class (code) | Patents | % this metro | % top 250 |
|---|---------|--------------|-----------|
| Multicellular living organisms and unmodified part... (800) | 1441 | 54.3% | 25.2% |
| Chemistry: molecular biology and microbiology... (435) | 112 | 4.2% | 0.6% |
| Organic compounds -- part of the class 532-570 ser... (536) | 56 | 2.1% | 1.7% |
| Chemistry: natural resins or derivatives; peptides... (530) | 41 | 1.5% | 0.9% |
| Data processing: vehicles, navigation, and relativ... (701) | 39 | 1.5% | 0.4% |
| Data processing: financial, business practice, man... (705) | 35 | 1.3% | 0.2% |
| Drug, bio-affecting and body treating compositions... (424) | 35 | 1.3% | 0.2% |
| Fluid sprinkling, spraying, and diffusing... (239) | 35 | 1.3% | 1.8% |

| | | | |
|---|----|------|------|
| Earth working... (172) | 33 | 1.2% | 9.3% |
| Butchering... (452) | 27 | 1% | 6.8% |
| Harvesters... (56) | 27 | 1% | 1.8% |
| Surgery: light, thermal, and electrical applicatio... (607) | 26 | 1% | 0.4% |
| Drug, bio-affecting and body treating compositions... (514) | 19 | 0.7% | 0.1% |
| Conveyors: power-driven... (198) | 18 | 0.7% | 1.4% |
| Data processing: generic control systems or specif... (700) | 18 | 0.7% | 0.3% |
| Plant husbandry... (47) | 18 | 0.7% | 2.5% |
| Solid material comminution or disintegration... (241) | 18 | 0.7% | 1.7% |
| Hydraulic and earth engineering... (405) | 15 | 0.6% | 0.9% |
| Image analysis... (382) | 14 | 0.5% | 0.1% |
| Supports: cabinet structure... (312) | 14 | 0.5% | 2.1% |
| Food or edible material: processes, compositions, ... (426) | 13 | 0.5% | 0.7% |
| Multiplex communications... (370) | 13 | 0.5% | 0% |
| Planting... (111) | 12 | 0.5% | 4% |
| Games using tangible projectile... (473) | 11 | 0.4% | 0.3% |
| Handling: hand and hoist-line implements... (294) | 11 | 0.4% | 0.6% |

Patents (by local inventors) assigned to local companies (top 25 or less):
 NOTE: this company count is likely less than the total company account above
 because the above count includes local companies with non-local inventors.

| Company Name | Patents |
|---------------------------------------|---------|
| Pioneer Hi-Bred International, Inc. | 660 |
| Stine Seed Farm, Inc. | 523 |
| Pioneer Hi Bred International Inc | 239 |
| Delavan Inc | 41 |
| Stork Townsend Inc. | 28 |
| Pioneer Hi-Bred International Inc | 23 |
| Schillinger Genetics, Inc. | 20 |
| Pioneer Hi-Bred International, Inc | 14 |
| Marel Meat Processing Inc. | 11 |
| Pioneer Hi-Bred International Inc. | 10 |
| Townsend Engineering Company | 10 |
| Pioneer Hi Bred International Inc. | 9 |
| Delavan Inc. | 8 |
| Woodlink, Ltd. | 8 |
| APC, Inc. | 6 |
| Erosion Tech, LLC | 5 |
| Pioneer Hi-Bred Int'l., Inc. | 5 |
| Wilian Holding Company | 5 |
| Compressor Controls Corporation | 4 |
| Human Gene Therapy Research Institute | 4 |
| Innovative Ellavations, LLC | 4 |
| True Pitch, Inc. | 4 |
| Compressor Controls Corp. | 3 |
| Bratney Companies | 3 |
| Kemin Foods, L.C. | 3 |

Top 25 (or less) local inventors:

| Inventor | Company | Patents |
|------------------------|-------------------------------------|---------|
| William H. Eby | Stine Seed Farm, Inc. | 522 |
| William H. Eby | Monsanto Technology LLC | 508 |
| Leon G. Streit | Pioneer Hi-Bred International, Inc. | 67 |
| Justin T. Mason | M.S. Technologies LLC | 64 |
| James P. Elwell | Putco, Inc. | 40 |
| Carl R. Simmons | Pioneer Hi-Bred International, Inc. | 29 |
| Luis A. Verde Chifflet | Pioneer Hi Bred International Inc | 26 |
| William J. Gordon-Kamm | Pioneer Hi-Bred International, Inc. | 25 |
| Geoffrey Ian Graham | Pioneer Hi Bred International Inc | 24 |

| | | |
|----------------------|-------------------------------------|----|
| Leon George Streit | Pioneer Hi-Bred International, Inc. | 22 |
| Ronald D. Flannagan | Pioneer Hi-Bred International, Inc. | 22 |
| Russell L. Fox | Pioneer Hi Bred International Inc | 22 |
| Andre R. Abad | Pioneer Hi-Bred International, Inc. | 21 |
| David Hondred | Pioneer Hi-Bred International, Inc. | 21 |
| Mark Erickson | Monsanto Technology LLC | 21 |
| Daniel Moellenbeck | Pioneer Hi-Bred International, Inc. | 20 |
| Gan-Yuan Zhong | Pioneer Hi-Bred International, Inc. | 20 |
| James Wayne Bing | Pioneer Hi-Bred International, Inc. | 20 |
| John A. Schillinger | Schillinger Genetics, Inc. | 20 |
| Slobodan Trifunovic | Monsanto Technology LLC | 20 |
| Billy F. McCutchen | Pioneer Hi-Bred International, Inc. | 18 |
| Keith S. Lowe | Pioneer Hi-Bred International, Inc. | 17 |
| Kevin Cook | Monsanto Technology LLC | 17 |
| Russell L. Fox | Pioneer Hi-Bred International, Inc. | 17 |
| Terry EuClaire Meyer | Pioneer Hi-Bred International, Inc. | 17 |

> DETROIT-WARREN-LIVONIA, MI [19820]

List of 151 included communities:

ALGONAC, MI; ALLEN PARK, MI; ALLENTON, MI; ALMONT, MI; ANCHORVILLE, MI; ARMADA, MI; ATTICA, MI; AUBURN HILLS, MI; AVOCA, MI; BELLEVILLE, MI; BERKLEY, MI; BIRMINGHAM, MI; BLOOMFIELD HILLS, MI; BRIGHTON, MI; BROWN CITY, MI; BYRON, MI; CANTON, MI; CAPAC, MI; CASCO, MI; CENTER LINE, MI; CLARKSTON, MI; CLAWSON, MI; CLIFFORD, MI; CLINTON TOWNSHIP, MI; COHOCTAH, MI; COLUMBIAVILLE, MI; COLUMBUS, MI; COMMERCE TOWNSHIP, MI; DAVISBURG, MI; DAVISON, MI; DEARBORN HEIGHTS, MI; DEARBORN, MI; DETROIT, MI; DEXTER, MI; DRAYTON PLAINS, MI; DRYDEN, MI; EAST CHINA, MI; EASTPOINTE, MI; ECORSE, MI; EMMETT, MI; FAIR HAVEN, MI; FARMINGTON, MI; FENTON, MI; FERNDALE, MI; FLAT ROCK, MI; FORT GRATIOT, MI; FOSTORIA, MI; FOWLerville, MI; FRANKLIN, MI; FRASER, MI; GARDEN CITY, MI; GOODELLS, MI; GOODRICH, MI; GRAND BLANC, MI; GREGORY, MI; GROSSE ILE, MI; GROSSE POINTE, MI; HADLEY, MI; HAMBURG, MI; HAMTRAMCK, MI; HARPER WOODS, MI; HARRISON TOWNSHIP, MI; HARSSENS ISLAND, MI; HARTLAND, MI; HAZEL PARK, MI; HIGHLAND PARK, MI; HIGHLAND, MI; HOLLY, MI; HOWELL, MI; HUNTINGTON WOODS, MI; IMLAY CITY, MI; INKSTER, MI; JEDDO, MI; KEEGO HARBOR, MI; LAKE ORION, MI; LAKELAND, MI; LAKEVILLE, MI; LAPEER, MI; LEONARD, MI; LINCOLN PARK, MI; LINDEN, MI; LIVONIA, MI; MACOMB, MI; MADISON HEIGHTS, MI; MARINE CITY, MI; MARLETTE, MI; MARYSVILLE, MI; MAYVILLE, MI; MELVINDALE, MI; MEMPHIS, MI; METAMORA, MI; MILFORD, MI; MOUNT CLEMENS, MI; NEW BALTIMORE, MI; NEW BOSTON, MI; NEW HAVEN, MI; NEW HUDSON, MI; NORTH BRANCH, MI; NORTH STREET, MI; NORTHVILLE, MI; NOVI, MI; OAK PARK, MI; OAKLAND, MI; ORTONVILLE, MI; OTISVILLE, MI; OTTER LAKE, MI; OXFORD, MI; PERRY, MI; PINCKNEY, MI; PLEASANT RIDGE, MI; PLYMOUTH, MI; PONTIAC, MI; PORT HURON, MI; RAY, MI; REDFORD, MI; RICHMOND, MI; RIVER ROUGE, MI; RIVERVIEW, MI; ROCHESTER, MI; ROCKWOOD, MI; ROMEO, MI; ROMULUS, MI; ROSEVILLE, MI; ROYAL OAK, MI; SAINT CLAIR SHORES, MI; SAINT CLAIR, MI; SILVERWOOD, MI; SMITHS CREEK, MI; SOUTH LYON, MI; SOUTHFIELD, MI; SOUTHGATE, MI; STERLING HEIGHTS, MI; STOCKBRIDGE, MI; TAYLOR, MI; TRENTON, MI; TROY, MI; UNION LAKE, MI; UTICA, MI; WALLED LAKE, MI; WARREN, MI; WASHINGTON, MI; WATERFORD, MI; WAYNE, MI; WEBBERVILLE, MI; WEST BLOOMFIELD, MI; WESTLAND, MI; WHITE LAKE, MI; WHITMORE LAKE, MI; WIXOM, MI; WYANDOTTE, MI; YALE, MI

Economics:

| Indiv Tax Returns | Cum Indiv Income | Co Tax Returns | Cum Co Income |
|-------------------|------------------|----------------|---------------|
| 2266220 | 140884713000 | 122780 | 4226936000 |

Entity Counts:

| Org Type | Count |
|------------|-------|
| Company | 1447 |
| Foundation | 1 |
| Government | 1 |
| HigherEd | 7 |

1447 IP-based companies out of 122780 business tax returns = 1.18% in IP company density.

| Year | Est Population | Inventors | Inv / 1000 | Patents | Local Cos | Art Classes |
|------|----------------|-----------|------------|---------|-----------|-------------|
| 2005 | | 2931 | | 2231 | 256 | 285 |
| 2006 | | 3142 | | 2522 | 303 | 303 |
| 2007 | | 2809 | | 2115 | 246 | 276 |
| 2008 | | 2681 | | 1977 | 237 | 275 |
| 2009 | | 2719 | | 1975 | 214 | 281 |
| 2010 | 4296250 | 3330 | 0.78 | 2608 | 302 | 294 |
| 2011 | 4287145 | 3218 | 0.75 | 2643 | 265 | 290 |
| 2012 | 4292912 | 3631 | 0.85 | 3159 | 296 | 311 |
| 2013 | 4295394 | 4124 | 0.96 | 3572 | 325 | 306 |
| 2014 | 4296611 | 4398 | 1.02 | 3741 | 327 | 315 |

| Inventors | Patents |
|---------------|---------|
| Totals: 19185 | 26543 |

Top 25 Art Classes:

| Art Class (code) | Patents | % this metro | % top 250 |
|---|---------|--------------|-----------|
| Data processing: vehicles, navigation, and relativ... (701) | 2514 | 9.5% | 28.4% |
| Internal-combustion engines... (123) | 1899 | 7.2% | 41% |
| Land vehicles: bodies and tops... (296) | 1493 | 5.6% | 35.2% |
| Land vehicles... (280) | 1166 | 4.4% | 21.7% |
| Planetary gear transmission systems or components... (475) | 1068 | 4% | 63.3% |
| Communications: electrical... (340) | 723 | 2.7% | 6.1% |
| Chairs and seats... (297) | 592 | 2.2% | 20.1% |
| Surgery: splint, brace, or bandage... (602) | 580 | 2.2% | 20.7% |
| Motor vehicles... (180) | 513 | 1.9% | 23.5% |
| Interrelated power delivery controls, including en... (477) | 403 | 1.5% | 63.3% |
| Telecommunications... (455) | 341 | 1.3% | 1.5% |
| Stock material or miscellaneous articles... (428) | 320 | 1.2% | 3.9% |
| Electrical connectors... (439) | 316 | 1.2% | 4.7% |
| Chemistry: electrical current producing apparatus,... (429) | 301 | 1.1% | 7.7% |
| Illumination... (362) | 268 | 1% | 5.2% |
| 192 clutches and power-stop control... (192) | 262 | 1% | 39.2% |
| Data processing: generic control systems or specif... (700) | 232 | 0.9% | 3.7% |
| Surgery... (606) | 232 | 0.9% | 1.8% |
| Data processing: measuring, calibrating, or testin... (702) | 193 | 0.7% | 2.2% |
| Electricity: measuring and testing... (324) | 193 | 0.7% | 2.5% |
| Electricity: motive power systems... (318) | 187 | 0.7% | 10.2% |
| Plastic and nonmetallic article shaping or treatin... (264) | 185 | 0.7% | 5.7% |
| Data processing: financial, business practice, man... (705) | 183 | 0.7% | 0.8% |
| Drug, bio-affecting and body treating compositions... (514) | 182 | 0.7% | 0.8% |
| Electricity: battery or capacitor charging or disc... (320) | 167 | 0.6% | 9.4% |

Patents (by local inventors) assigned to local companies (top 25 or less):

NOTE: this company count is likely less than the total company account above because the above count includes local companies with non-local inventors.

| Company Name | Patents |
|---------------------------------------|---------|
| Ford Global Technologies, LLC | 4248 |
| GM Global Technology Operations LLC | 3780 |
| GM Global Technology Operations, Inc. | 1373 |
| General Motors Corporation | 1029 |
| Ford Motor Company | 728 |
| Lear Corporation | 688 |
| Delphi Technologies, Inc. | 556 |
| Chrysler Group LLC | 396 |
| General Motors LLC | 273 |
| Guardian Industries Corp. | 248 |
| DaimlerChrysler Corporation | 233 |
| American Axle & Manufacturing, Inc. | 231 |
| Ford Global Technologies | 196 |
| Chrysler LLC | 172 |
| TK Holdings Inc. | 166 |
| GM Global Technology Operations, LLC | 164 |
| BorgWarner Inc. | 151 |
| ArvinMeritor Technology, LLC | 150 |
| Denso International America, Inc. | 149 |
| Wayne State University | 124 |
| Yazaki North America, Inc. | 102 |
| Warrior Sports, Inc. | 96 |
| Visteon Global Technologies, Inc. | 92 |
| Detroit Diesel Corporation | 84 |
| Key Safety Systems, Inc. | 84 |

Top 25 (or less) local inventors:

| Inventor | Company | Patents |
|-------------------------|---------------------------------------|---------|
| James M. Hart | GM Global Technology Operations LLC | 267 |
| Gopichandra Surnilla | Ford Global Technologies, LLC | 200 |
| Ross Dykstra Pursifull | Ford Global Technologies, LLC | 189 |
| Andrew W. Phillips | GM Global Technology Operations LLC | 180 |
| Alan L. Browne | GM Global Technology Operations LLC | 149 |
| Nancy L. Johnson | GM Global Technology Operations LLC | 136 |
| Clinton E. Carey | GM Global Technology Operations LLC | 129 |
| James M. Hart | GM Global Technology Operations, Inc. | 110 |
| Joseph Norman Ulrey | Ford Global Technologies, LLC | 107 |
| Madhusudan Raghavan | GM Global Technology Operations, Inc. | 97 |
| Darrell Paul Behmer | Ford Motor Company | 76 |
| Farzad Samie | GM Global Technology Operations LLC | 75 |
| George Bucher | Ford Motor Company | 75 |
| Jy-Jen F. Sah | GM Global Technology Operations LLC | 73 |
| Donald J. Lewis | Ford Global Technologies, LLC | 71 |
| Scott V. Thomsen | Guardian Industries Corp. | 69 |
| James Michael Kerns | Ford Global Technologies, LLC | 68 |
| Riad Ghabra | Lear Corporation | 67 |
| Jeffrey Allen Doering | Ford Global Technologies, LLC | 66 |
| Alan G. Holmes | GM Global Technology Operations LLC | 64 |
| Alan L. Browne | GM Global Technology Operations, Inc. | 60 |
| Manoharprasad K. Rao | Ford Global Technologies, LLC | 59 |
| Jianbo Lu | Ford Global Technologies, LLC | 56 |
| Gregory Michael Pietron | Ford Global Technologies, LLC | 53 |
| Chunhao J. Lee | GM Global Technology Operations LLC | 52 |

> DOVER, DE [20100]

List of 19 included communities:

CAMDEN WYOMING, DE; CHESWOLD, DE; CLAYTON, DE; DOVER AFB, DE; DOVER, DE; FELTON, DE; FREDERICA, DE; GREENWOOD, DE; HARRINGTON, DE; HARTLY, DE; HOUSTON, DE; KENTON, DE; LITTLE CREEK, DE; MAGNOLIA, DE; MARYDEL, DE; MILFORD, DE; SMYRNA, DE; VIOLA, DE; WOODSIDE, DE

Economics:

| Indiv Tax Returns | Cum Indiv Income | Co Tax Returns | Cum Co Income |
|-------------------|------------------|----------------|---------------|
| 84670 | 4192493000 | 3380 | 91605000 |

Entity Counts:

| Org Type | Count |
|------------|-------|
| Company | 267 |
| Foundation | 2 |
| HigherEd | 1 |

267 IP-based companies out of 3380 business tax returns = 7.9% in IP company density.

| Year | Est Population | Inventors | Inv / 1000 | Patents | Local Cos | Art Classes |
|------|----------------|-----------|------------|---------|-----------|-------------|
| 2005 | | 12 | | 10 | 8 | 10 |
| 2006 | | 18 | | 18 | 6 | 18 |
| 2007 | | 7 | | 6 | 4 | 6 |
| 2008 | | 11 | | 12 | 11 | 11 |
| 2009 | | 14 | | 11 | 11 | 11 |
| 2010 | 162310 | 14 | 0.09 | 12 | 6 | 11 |
| 2011 | 165214 | 30 | 0.18 | 22 | 78 | 18 |
| 2012 | 167666 | 14 | 0.08 | 14 | 90 | 13 |
| 2013 | 169562 | 30 | 0.18 | 25 | 112 | 21 |
| 2014 | 171987 | 15 | 0.09 | 15 | 101 | 14 |

| | Inventors | Patents |
|---------|-----------|---------|
| Totals: | 118 | 145 |

Top 25 Art Classes:

| Art Class (code) | Patents | % this metro | % top 250 |
|---|---------|--------------|-----------|
| Surgery... (604) | 10 | 6.9% | 0.1% |
| Electricity: measuring and testing... (324) | 5 | 3.4% | 0.1% |
| Liquid purification or separation... (210) | 5 | 3.4% | 0.1% |
| Plastic and nonmetallic article shaping or treatin... (264) | 5 | 3.4% | 0.2% |
| Stock material or miscellaneous articles... (428) | 5 | 3.4% | 0.1% |
| Synthetic resins or natural rubbers -- part of the... (523) | 5 | 3.4% | 0.4% |
| Drug, bio-affecting and body treating compositions... (424) | 4 | 2.8% | 0% |
| Supports: racks... (211) | 4 | 2.8% | 0.3% |
| Dispensing... (222) | 3 | 2.1% | 0.1% |
| Electrical computers and digital processing system... (713) | 3 | 2.1% | 0% |
| Adhesive bonding and miscellaneous chemical manufa... (156) | 3 | 2.1% | 0.1% |
| Active solid-state devices (e.g., transistors, sol... (257) | 3 | 2.1% | 0% |
| Data processing: financial, business practice, man... (705) | 3 | 2.1% | 0% |
| Compositions... (252) | 3 | 2.1% | 0.1% |
| Radiation imagery chemistry: process, composition,... (430) | 3 | 2.1% | 0.1% |

| | | | |
|---|---|------|------|
| Synthetic resins or natural rubbers -- part of the... (522) | 3 | 2.1% | 0.2% |
| Animal husbandry... (119) | 2 | 1.4% | 0.1% |
| Chemistry: molecular biology and microbiology... (435) | 2 | 1.4% | 0% |
| Chemistry: analytical and immunological testing... (436) | 2 | 1.4% | 0.1% |
| Communications: electrical... (340) | 2 | 1.4% | 0% |
| Data processing: database and file management or d... (707) | 2 | 1.4% | 0% |
| Expanded, threaded, driven, headed, tool-deformed,... (411) | 2 | 1.4% | 0.3% |
| Fabric (woven, knitted, or nonwoven textile or clo... (442) | 2 | 1.4% | 0.2% |
| Games using tangible projectile... (473) | 2 | 1.4% | 0% |
| Handling: hand and hoist-line implements... (294) | 2 | 1.4% | 0.1% |

Patents (by local inventors) assigned to local companies (top 25 or less):
 NOTE: this company count is likely less than the total company account above
 because the above count includes local companies with non-local inventors.

| Company Name | Patents |
|---|---------|
| Metal Masters Foodservice Equipment Co., Inc. | 12 |
| ILC Dover LP | 3 |
| New Photonics, LLC | 2 |
| Metal Masters Foodservice | 1 |
| Innovative Fishing Products, LLC | 1 |
| ILC Dover, LP | 1 |
| ILC Dover LPP | 1 |
| ILC DOVER IP, INC. | 1 |
| Halko Manufacturing Co. | 1 |
| Equipment Co., Inc. | 1 |
| Delaware State University Foundation, Inc. | 1 |
| Applied Optical Center of Delaware, Inc. | 1 |

Top 25 (or less) local inventors:

| Inventor | Company | Patents |
|-------------------------|--|---------|
| Michael L. Miller | Playtex Products, Inc. | 7 |
| Thomas M. Huber | Edgecraft Corporation | 7 |
| Brian C. Powell | Metal Masters Foodservice Equipment Co., Inc. | 6 |
| Gerald Merovitz | Playtex Products, Inc. | 5 |
| Joseph S. Konrad | Playtex Products, Inc. | 5 |
| Huaibing Liu | DENTSPLY International Inc. | 4 |
| Jamshid Rejai | Playtex Products, Inc. | 4 |
| Thomas M. Huber | Acorn Engineering Company | 4 |
| Van T. Pham | Playtex Products, Inc. | 4 |
| Donald R. Cohee | ILC Dover LP | 3 |
| Glenn C. Everhart | JPMorgan Chase Bank, N.A. | 3 |
| John K. Boland, II | AT&T Corp. | 3 |
| Kenneth S. Christianson | Metal Masters Foodservice Equipment Co., Inc. | 3 |
| Larry N. McAllister | Metal Masters Foodservice Equipment Co., Inc. | 3 |
| Wayne D. Melvin | Playtex Products, Inc. | 3 |
| Andrew Supplee Webb | Daon Holdings Limited | 2 |
| Eric C. Yocum | Metal Masters Foodservice Equipment Co., Inc. | 2 |
| Frederick N. Schaber | Playtex Products, Inc. | 2 |
| John Esbenshade | Rohm and Haas Electronic Materials CMP Holdings, I | 2 |
| John K. Boland | AT&T Corp. | 2 |
| John W. Catron | E. I. du Pont de Nemours and Company | 2 |
| Margaret A. Smith | Metal Masters Foodservice Equipment Co., Inc. | 2 |
| Melissa Stamp | Ciba Specialty Chemicals Corporation | 2 |
| Michael D. Potter | L&P Property Management Company | 2 |
| Michael D. Potter | SPG International LLC | 2 |

> DULUTH, MN-WI [20260]

List of 69 included communities:

ADOLPH, MN; ALBORN, MN; ANGORA, MN; AURORA, MN; BABBITT, MN; BARNUM, MN; BIWABIK, MN; BRIMSON, MN; BRITT, MN; BROOKSTON, MN; BRULE, WI; BUHL, MN; CANYON, MN; CARLTON, MN; CHISHOLM, MN; CLOQUET, MN; COOK, MN; COTTON, MN; CRANE LAKE, MN; CROMWELL, MN; DANBURY, WI; DULUTH, MN; ELY, MN; EMBARRASS, MN; ESKO, MN; EVELETH, MN; FLOODWOOD, MN; FORBES, MN; FOXBORO, WI; GILBERT, MN; GORDON, WI; HAWTHORNE, WI; HIBBING, MN; HOLYOKE, MN; HOYT LAKES, MN; IRON, MN; KABETOGAMA, MN; KERRICK, MN; KETTLE RIVER, MN; KINNEY, MN; LAKE NEBAGAMON, WI; MAKINEN, MN; MAPLE, WI; MEADOWLANDS, MN; MELRUDE, MN; MINONG, WI; MOOSE LAKE, MN; MOUNTAIN IRON, MN; NASHWAUK, MN; NETT LAKE, MN; ORR, MN; POPLAR, WI; SAGINAW, MN; SAWYER, MN; SIDE LAKE, MN; SOLON SPRINGS, WI; SOUDAN, MN; SOUTH RANGE, WI; STURGEON LAKE, MN; SUPERIOR, WI; TAMARACK, MN; TOWER, MN; TWIG, MN; TWO HARBORS, MN; VIRGINIA, MN; WASCOTT, WI; WINTON, MN; WRENSHALL, MN; WRIGHT, MN

Economics:

| Indiv Tax Returns | Cum Indiv Income | Co Tax Returns | Cum Co Income |
|-------------------|------------------|----------------|---------------|
| 150490 | 8029007000 | 6920 | 171163000 |

Entity Counts:

| Org Type | Count |
|----------|-------|
| Company | 34 |

34 IP-based companies out of 6920 business tax returns = 0.49% in IP company density.

| Year | Est Population | Inventors | Inv / 1000 | Patents | Local Cos | Art Classes |
|------|----------------|-----------|------------|---------|-----------|-------------|
| 2005 | | 24 | | 18 | 4 | 14 |
| 2006 | | 21 | | 16 | 4 | 13 |
| 2007 | | 37 | | 24 | 4 | 18 |
| 2008 | | 27 | | 18 | 2 | 18 |
| 2009 | | 31 | | 26 | 3 | 21 |
| 2010 | 279771 | 33 | 0.12 | 28 | 4 | 25 |
| 2011 | 279907 | 50 | 0.18 | 40 | 6 | 31 |
| 2012 | 279614 | 59 | 0.21 | 42 | 12 | 38 |
| 2013 | 279942 | 52 | 0.19 | 47 | 5 | 41 |
| 2014 | 280218 | 51 | 0.18 | 40 | 8 | 30 |

| Inventors | Patents |
|-------------|---------|
| Totals: 216 | 299 |

Top 25 Art Classes:

| Art Class (code) | Patents | % this metro | % top 250 |
|---|---------|--------------|-----------|
| Chemistry: analytical and immunological testing... (436) | 13 | 4.3% | 0.4% |
| Drug, bio-affecting and body treating compositions... (424) | 11 | 3.7% | 0.1% |
| Drug, bio-affecting and body treating compositions... (514) | 9 | 3% | 0% |
| Optics: measuring and testing... (356) | 9 | 3% | 0.1% |
| Classifying, separating, and assorting solids... (209) | 8 | 2.7% | 1.1% |
| Radiant energy... (250) | 8 | 2.7% | 0.1% |
| Solid material comminution or disintegration... (241) | 8 | 2.7% | 0.7% |
| Modulators... (332) | 7 | 2.3% | 1.6% |
| Stock material or miscellaneous articles... (428) | 6 | 2% | 0.1% |
| Surgery... (600) | 6 | 2% | 0.1% |
| Conveyors: power-driven... (198) | 5 | 1.7% | 0.4% |

| | | | |
|---|---|------|-------|
| Conveyors: fluid current... (406) | 5 | 1.7% | 0.8% |
| Land vehicles: wheels and axles... (301) | 5 | 1.7% | 0.8% |
| Specialized metallurgical processes, compositions ... (75) | 5 | 1.7% | 12.2% |
| Games using tangible projectile... (473) | 4 | 1.3% | 0.1% |
| Land vehicles... (280) | 4 | 1.3% | 0.1% |
| Optical waveguides... (385) | 4 | 1.3% | 0.1% |
| Organic compounds -- part of the class 532-570 ser... (568) | 4 | 1.3% | 0.4% |
| Prosthesis (i.e., artificial body members), parts ... (623) | 4 | 1.3% | 0.1% |
| Cleaning and liquid contact with solids... (134) | 3 | 1% | 0.2% |
| Chemical apparatus and process disinfecting, deodo... (422) | 3 | 1% | 0.1% |
| Amusement devices: games... (273) | 3 | 1% | 0.2% |
| Apparel... (2) | 3 | 1% | 0.4% |
| Data processing: vehicles, navigation, and relativ... (701) | 3 | 1% | 0% |
| Etching a substrate: processes... (216) | 3 | 1% | 0.2% |

Patents (by local inventors) assigned to local companies (top 25 or less):
 NOTE: this company count is likely less than the total company account above
 because the above count includes local companies with non-local inventors.

| Company Name | Patents |
|---|---------|
| Field Logic, Inc. | 16 |
| Phoenix Environmental Reclamation | 5 |
| Ikonics Corporation | 4 |
| Apprise Technologies, Inc. | 4 |
| Superior Mineral Resources LLC | 3 |
| Real Closet, Inc. | 3 |
| Swanstrom Tools USA Inc. | 3 |
| Ferro, LLC | 2 |
| Genesis Attachments, LLC | 2 |
| L & M Radiator, Inc. | 2 |
| Sinex Aviation Technologies Corporation | 2 |
| Tissue Engineering Consultants, Inc. | 2 |
| Slogos Plus LLC | 1 |
| Sinex Aviation Technologies | 1 |
| Razor Edge Systems, Inc. | 1 |
| Premier Plastics, Inc. | 1 |
| Out RAGE, LLC | 1 |
| Nelson-Williams Linings, Inc. | 1 |
| Nelson Williams Linings, Inc. | 1 |
| NaturNorth Technologies, LLC | 1 |
| Marvel Concepts, LLC | 1 |
| Geronimo Construction | 1 |
| Genesis Equipment and Manufacturing, Inc. | 1 |
| GeaCom, Inc. | 1 |
| Exodus Machines, Inc. | 1 |

Top 25 (or less) local inventors:

| Inventor | Company | Patents |
|-------------------------|--|---------|
| Eugene Tokhtuev | Ecolab USA Inc. | 27 |
| Christopher Owen | Ecolab USA Inc. | 16 |
| William M. Christensen | Ecolab USA Inc. | 12 |
| William Edward Pedersen | Out RAGE, LLC | 11 |
| Christopher J. Owen | Ecolab USA Inc. | 10 |
| Richard F. Kiesel | Nu-Iron Technology, LLC | 10 |
| Viktor Slobodyan | Ecolab USA Inc. | 10 |
| Anna Pilipchenko | Ecolab USA Inc. | 8 |
| Christopher J. Owen | Ecolab Inc. | 7 |
| Eugene Tokhtuev | Ecolab Inc. | 7 |
| Pavel A. Krasutsky | Regents of the University of Minnesota | 7 |
| Viktor Slobodyan | Ecolab Inc. | 7 |

| | | |
|-----------------------|-----------------------------------|---|
| Anatoly Skirda | Ecolab Inc. | 6 |
| Anna Pilipchenko | Ecolab Inc. | 6 |
| Conrad Bruce Beaulieu | Honeywell International Inc. | 6 |
| John H. Brekke | Kensley Nash Corporation | 6 |
| Paul Schilling | Ecolab USA Inc. | 6 |
| Ryan M. Korpela | Bedford Industries, Inc. | 6 |
| Aaron Pellett | Field Logic, Inc. | 5 |
| Daniel E. Lamphere | Phoenix Environmental Reclamation | 5 |
| Gary J. Corradi | Phoenix Environmental Reclamation | 5 |
| Gary M. Liubakka | Phoenix Environmental Reclamation | 5 |
| Kendall J. Dykhuis | Phoenix Environmental Reclamation | 5 |
| Lawrence D. Kilpo | LaValley Industries, LLC | 5 |
| Matthew P. Coughlin | Great River Energy | 5 |

> DURHAM, NC [20500]

List of 36 included communities:

APEX, NC; BAHAMA, NC; BEAR CREEK, NC; BENNETT, NC; BONLEE, NC; BYNUM, NC; CARRBORO, NC; CARY, NC; CEDAR GROVE, NC; CHAPEL HILL, NC; DURHAM, NC; EFLAND, NC; GOLDSTON, NC; GULF, NC; HILLSBOROUGH, NC; HOLLY SPRINGS, NC; HURDLE MILLS, NC; LEASBURG, NC; LIBERTY, NC; MEBANE, NC; MILTON, NC; MONCURE, NC; MORRISVILLE, NC; NEW HILL, NC; OXFORD, NC; PITTSBORO, NC; RALEIGH, NC; ROBBINS, NC; ROUGEMONT, NC; ROXBORO, NC; SANFORD, NC; SEMORA, NC; SILER CITY, NC; SNOW CAMP, NC; STALEY, NC; TIMBERLAKE, NC

Economics:

| Indiv Tax Returns | Cum Indiv Income | Co Tax Returns | Cum Co Income |
|-------------------|------------------|----------------|---------------|
| 543190 | 41529599000 | 37160 | 1379408000 |

Entity Counts:

| Org Type | Count |
|------------|-------|
| Company | 629 |
| Foundation | 1 |
| HigherEd | 22 |

629 IP-based companies out of 37160 business tax returns = 1.69% in IP company density.

| Year | Est Population | Inventors | Inv / 1000 | Patents | Local Cos | Art Classes |
|------|----------------|-----------|------------|---------|-----------|-------------|
| 2005 | | 1634 | | 1111 | 100 | 186 |
| 2006 | | 2054 | | 1538 | 104 | 208 |
| 2007 | | 1951 | | 1320 | 86 | 207 |
| 2008 | | 2172 | | 1545 | 100 | 193 |
| 2009 | | 2398 | | 1730 | 117 | 203 |
| 2010 | 504357 | 2935 | 5.82 | 2319 | 140 | 231 |
| 2011 | 515828 | 3112 | 6.03 | 2399 | 137 | 230 |
| 2012 | 525026 | 3031 | 5.77 | 2552 | 152 | 228 |
| 2013 | 533622 | 3291 | 6.17 | 2630 | 185 | 233 |
| 2014 | 542710 | 3652 | 6.73 | 3160 | 210 | 234 |

| Inventors | Patents |
|---------------|---------|
| Totals: 13601 | 20304 |

Top 25 Art Classes:

| Art Class (code) | Patents | % this metro | % top 250 |
|---|---------|--------------|-----------|
| Electrical computers and digital processing system... (709) | 1436 | 7.1% | 5.6% |
| Multiplex communications... (370) | 1249 | 6.2% | 3.8% |
| Drug, bio-affecting and body treating compositions... (514) | 924 | 4.6% | 4.1% |
| Data processing: database and file management or d... (707) | 772 | 3.8% | 3.3% |
| Telecommunications... (455) | 758 | 3.7% | 3.4% |
| Electrical computers and digital processing system... (713) | 572 | 2.8% | 4.7% |
| Chemistry: molecular biology and microbiology... (435) | 565 | 2.8% | 3.1% |
| Active solid-state devices (e.g., transistors, sol... (257) | 538 | 2.6% | 3% |
| Electrical computers and digital processing system... (711) | 509 | 2.5% | 4.5% |
| Data processing: presentation processing of docume... (715) | 485 | 2.4% | 4.9% |
| Data processing: financial, business practice, man... (705) | 460 | 2.3% | 2% |
| Information security... (726) | 436 | 2.1% | 4.7% |
| Error detection/correction and fault detection/rec... (714) | 407 | 2% | 3.5% |

| | | | |
|---|-----|------|------|
| Data processing: software development, installatio... (717) | 385 | 1.9% | 5.1% |
| Pulse or digital communications... (375) | 366 | 1.8% | 2.8% |
| Electricity: electrical systems and devices... (361) | 331 | 1.6% | 3.9% |
| Communications: electrical... (340) | 328 | 1.6% | 2.7% |
| Computer graphics processing and selective visual ... (345) | 322 | 1.6% | 2.7% |
| Drug, bio-affecting and body treating compositions... (424) | 313 | 1.5% | 2.1% |
| Multicellular living organisms and unmodified part... (800) | 289 | 1.4% | 5% |
| Electrical computers and digital data processing s... (710) | 269 | 1.3% | 4.3% |
| Semiconductor device manufacturing: process... (438) | 255 | 1.3% | 1.3% |
| Telephonic communications... (379) | 237 | 1.2% | 3.2% |
| Static information storage and retrieval... (365) | 193 | 1% | 2.2% |
| Image analysis... (382) | 182 | 0.9% | 1.3% |

Patents (by local inventors) assigned to local companies (top 25 or less):
 NOTE: this company count is likely less than the total company account above because the above count includes local companies with non-local inventors.

| Company Name | Patents |
|---|---------|
| Cree, Inc. | 984 |
| Duke University | 479 |
| Red Hat, Inc. | 358 |
| North Carolina State University | 356 |
| The University of North Carolina at Chapel Hill | 226 |
| SAS Institute Inc. | 166 |
| Qurio Holdings, Inc. | 155 |
| Tekelec | 101 |
| Static Control Components, Inc. | 96 |
| Tipper Tie, Inc. | 76 |
| Lord Corporation | 75 |
| Parata Systems, LLC | 74 |
| Tekelec, Inc. | 67 |
| Parion Sciences, Inc. | 55 |
| Elster Electricity, LLC | 46 |
| University of North Carolina at Chapel Hill | 46 |
| Inspire Pharmaceuticals, Inc. | 45 |
| Bioptigen, Inc. | 40 |
| ICAgen, Inc. | 39 |
| TearScience, Inc. | 37 |
| Pentair Water Pool and Spa, Inc. | 36 |
| Oriel Therapeutics, Inc. | 29 |
| The Steel Network, Inc. | 29 |
| Bandwidth.com, Inc. | 28 |
| Valencell, Inc. | 27 |

Top 25 (or less) local inventors:

| Inventor | Company | Patents |
|----------------------------|---|---------|
| Gerald H. Negley | Cree, Inc. | 137 |
| Brian M. O'Connell | International Business Machines Corporation | 123 |
| Peter D. Karabinis | ATC Technologies, LLC | 102 |
| Claude Basso | International Business Machines Corporation | 90 |
| Ruthie D. Lyle | International Business Machines Corporation | 90 |
| Hayden C. Cranford, Jr. | International Business Machines Corporation | 80 |
| James P. Schneider | Red Hat, Inc. | 80 |
| Jean Louis Calvignac | International Business Machines Corporation | 71 |
| Christopher P. Hussell | Cree, Inc. | 66 |
| John R. Hind | International Business Machines Corporation | 66 |
| Jonathan S. Lindsey | North Carolina State University | 65 |
| Paul Kenneth Pickard | Cree, Inc. | 65 |
| James Norris Dieffenderfer | Qualcomm Incorporated | 61 |
| Steven E. Molnar | NVIDIA Corporation | 61 |

| | | |
|-------------------------|---|----|
| Dennis J. May | Tipper Tie, Inc. | 57 |
| James Paul Schneider | Red Hat, Inc. | 57 |
| Samuel D. Griggs | Tipper Tie, Inc. | 56 |
| John Toebe | Cisco Technology, Inc. | 55 |
| Gordon Taylor Davis | International Business Machines Corporation | 54 |
| Clark Debs Jeffries | International Business Machines Corporation | 53 |
| Al Chakra | International Business Machines Corporation | 52 |
| Thomas Andrew Sartorius | Qualcomm Incorporated | 52 |
| Erik J. Burckart | International Business Machines Corporation | 51 |
| Mark E. Molander | International Business Machines Corporation | 49 |
| Richard J. Walsh | Qurio Holdings, Inc. | 49 |

> EAU CLAIRE, WI [20740]

List of 22 included communities:

ALTOONA, WI; AUGUSTA, WI; BLOOMER, WI; BOYD, WI; CADOTT, WI; CHIPPEWA FALLS, WI; COLFAX, WI; CORNELL, WI; EAU CLAIRE, WI; ELEVA, WI; ELK MOUND, WI; FAIRCHILD, WI; FALL CREEK, WI; GILMAN, WI; HOLCOMBE, WI; JIM FALLS, WI; MONDOVI, WI; NEW AUBURN, WI; OSSEO, WI; SHELDON, WI; STANLEY, WI; STRUM, WI

Economics:

| Indiv Tax Returns | Cum Indiv Income | Co Tax Returns | Cum Co Income |
|-------------------|------------------|----------------|---------------|
| 133080 | 6854691000 | 6100 | 202508000 |

Entity Counts:

| Org Type | Count |
|----------|-------|
| Company | 34 |

34 IP-based companies out of 6100 business tax returns = 0.56% in IP company density.

| Year Est Population | Inventors | Inv / 1000 | Patents | Local Cos | Art Classes |
|---------------------|-----------|------------|---------|-----------|-------------|
| 2005 | 70 | | 51 | 3 | 39 |
| 2006 | 48 | | 40 | 5 | 35 |
| 2007 | 35 | | 30 | 3 | 25 |
| 2008 | 48 | | 36 | 6 | 28 |
| 2009 | 37 | | 29 | 5 | 26 |
| 2010 161151 | 62 | 0.38 | 54 | 10 | 40 |
| 2011 162838 | 51 | 0.31 | 46 | 4 | 31 |
| 2012 163891 | 59 | 0.36 | 54 | 9 | 35 |
| 2013 164903 | 84 | 0.51 | 79 | 8 | 46 |
| 2014 165024 | 81 | 0.49 | 82 | 14 | 45 |

| Inventors | Patents |
|-------------|---------|
| Totals: 356 | 501 |

Top 25 Art Classes:

| Art Class (code) | Patents | % this metro | % top 250 |
|---|---------|--------------|-----------|
| Multicellular living organisms and unmodified part... (800) | 42 | 8.4% | 0.7% |
| Multiplex communications... (370) | 24 | 4.8% | 0.1% |
| Electrical computers and digital processing system... (711) | 18 | 3.6% | 0.2% |
| Fishing, trapping, and vermin destroying... (43) | 18 | 3.6% | 2% |
| Error detection/correction and fault detection/rec... (714) | 14 | 2.8% | 0.1% |
| Land vehicles... (280) | 13 | 2.6% | 0.2% |
| Data processing: software development, installatio... (717) | 12 | 2.4% | 0.2% |
| Computer-aided design and analysis of circuits and... (716) | 11 | 2.2% | 0.2% |
| Data processing: measuring, calibrating, or testin... (702) | 11 | 2.2% | 0.1% |
| Electrical computers and digital processing system... (709) | 11 | 2.2% | 0% |
| Expanded, threaded, driven, headed, tool-deformed,... (411) | 8 | 1.6% | 1.1% |
| Plastic article or earthenware shaping or treating... (425) | 8 | 1.6% | 0.6% |
| Cleaning and liquid contact with solids... (134) | 7 | 1.4% | 0.4% |
| Chemistry: molecular biology and microbiology... (435) | 7 | 1.4% | 0% |
| Supports... (248) | 7 | 1.4% | 0.2% |
| Catalyst, solid sorbent, or support therefor: prod... (502) | 6 | 1.2% | 0.4% |
| Electrical computers and digital processing system... (713) | 6 | 1.2% | 0% |

| | | | |
|---|---|----|------|
| Communications: electrical... (340) | 5 | 1% | 0% |
| Data processing: presentation processing of docume... (715) | 5 | 1% | 0.1% |
| Electrical computers and digital processing system... (712) | 5 | 1% | 0.2% |
| Electronic digital logic circuitry... (326) | 5 | 1% | 0.2% |
| Land vehicles: bodies and tops... (296) | 5 | 1% | 0.1% |
| Optical waveguides... (385) | 5 | 1% | 0.1% |
| Optical: systems and elements... (359) | 5 | 1% | 0.1% |
| Surgery... (606) | 5 | 1% | 0% |

Patents (by local inventors) assigned to local companies (top 25 or less):
 NOTE: this company count is likely less than the total company account above
 because the above count includes local companies with non-local inventors.

| Company Name | Patents |
|---|---------|
| National Presto Industries, Inc. | 40 |
| Curt Manufacturing, Inc. | 21 |
| Curt Manufacturing, LLC | 10 |
| Cascade Biosystems, Inc. | 9 |
| Watson Industries, Inc. | 9 |
| Realityworks, Inc. | 5 |
| Menard, Inc. | 5 |
| A.J. Manufacturing Inc. | 4 |
| Stewart and Stien Enterprises, LLC | 4 |
| TTM Advanced Circuits, Inc. | 4 |
| ANS, Inc. | 3 |
| Allied Dies, Inc. | 3 |
| Catalytic Combustion Corporation | 3 |
| Indianhead Pipeline Services, LLC | 3 |
| Marketing Resources International, Inc. | 2 |
| Ugly Duck Gear, LLC | 2 |
| Presto Absorbent Products, Inc. | 1 |
| Premier Dies Corporation | 1 |
| Premier Dies Corp. | 1 |
| OuiCanDuit, LLC | 1 |
| Northwest Enterprises, Inc. | 1 |
| Nordson Extrusion Dies Industries, LLC | 1 |
| New Age Archery Products LLC | 1 |
| J&D Sales, Inc. | 1 |
| Global Finishing Solutions, L.L.C. | 1 |

Top 25 (or less) local inventors:

| Inventor | Company | Patents |
|-------------------------|---|---------|
| Michael Joseph O'Leary | Pioneer Hi Bred International Inc | 25 |
| Curt Tambornino | Curt Manufacturing, Inc. | 18 |
| Christopher L. Peterson | Actuant Corporation | 17 |
| Justun C. Seymour | National Presto Industries, Inc. | 15 |
| Michael R. Berge | National Presto Industries, Inc. | 13 |
| Steven L. Scott | Cray Inc. | 13 |
| Dennis C. Abts | Cray Inc. | 11 |
| William S. Watson | Watson Industries, Inc. | 10 |
| David J. Prince | Actuant Corporation | 9 |
| Kenneth D. Smith | Cascade Biosystems, Inc. | 9 |
| Michael Carney | Chevron Phillips Chemical Company LP | 8 |
| Michael Joseph O'Leary | Pioneer Hi-Bred International, Inc. | 8 |
| Peter W. Carhuff | Nestec S.A. | 8 |
| Van L. Snyder | Cray Inc. | 8 |
| Brock T. Cooley | Illinois Tool Works Inc. | 7 |
| James M. Ulwelling | 3M Innovative Properties Company | 7 |
| James T. Kirchen | Illinois Tool Works Inc. | 7 |
| Paul W. Buenger | International Business Machines Corporation | 7 |

| | | |
|--------------------|---|---|
| Roger A. Bethard | Cray Inc. | 7 |
| Benjamin H. Moerke | Illinois Tool Works Inc. | 6 |
| Brent Allen Swartz | International Business Machines Corporation | 6 |
| Ronald W. Kunkel | Cardiac Pacemakers, Inc. | 6 |
| Scott A. Olson | S.C. Johnson & Son, Inc. | 6 |
| Shane R. Walker | National Presto Industries, Inc. | 6 |
| Alan M. Grossmeier | Cray Inc. | 5 |

> EL CENTRO, CA [20940]

List of 18 included communities:

BARD, CA; BLYTHE, CA; BORREGO SPRINGS, CA; BRAWLEY, CA; CALEXICO, CA; CALIPATRIA, CA; EL CENTRO, CA; HEBER, CA; HOLTVILLE, CA; IMPERIAL, CA; NILAND, CA; OCOTILLO, CA; PALO VERDE, CA; SALTON CITY, CA; SEELEY, CA; THERMAL, CA; WESTMORLAND, CA; WINTERHAVEN, CA

Economics:

| Indiv Tax Returns | Cum Indiv Income | Co Tax Returns | Cum Co Income |
|-------------------|------------------|----------------|---------------|
| 85390 | 325920000 | 1500 | 125759000 |

Entity Counts:

| Org Type | Count |
|----------|-------|
| Company | 2 |

2 IP-based companies out of 1500 business tax returns = 0.13% in IP company density.

| Year Est Population | Inventors | Inv / 1000 | Patents | Local Cos | Art Classes |
|---------------------|-----------|------------|---------|-----------|-------------|
| 2005 | 3 | | 3 | 1 | 3 |

| Inventors | Patents |
|------------|---------|
| Totals: 25 | 36 |

Top 25 Art Classes:

| Art Class (code) | Patents | % this metro | % top 250 |
|---|---------|--------------|-----------|
| Dynamic information storage or retrieval... (369) | 5 | 13.9% | 0.4% |
| Chemical apparatus and process disinfecting, deodo... (422) | 3 | 8.3% | 0.1% |
| Cleaning and liquid contact with solids... (134) | 2 | 5.6% | 0.1% |
| Chemistry: analytical and immunological testing... (436) | 2 | 5.6% | 0.1% |
| Liquid purification or separation... (210) | 2 | 5.6% | 0% |
| Land vehicles... (280) | 2 | 5.6% | 0% |
| Optics: measuring and testing... (356) | 2 | 5.6% | 0% |
| Surgery: kinesitherapy... (601) | 1 | 2.8% | 0.2% |
| Supports: cabinet structure... (312) | 1 | 2.8% | 0.1% |
| Scanning-probe techniques or apparatus; applicatio... (850) | 1 | 2.8% | 0.7% |
| Resilient tires and wheels... (152) | 1 | 2.8% | 0.1% |
| Presses... (100) | 1 | 2.8% | 0.3% |
| Optics: eye examining, vision testing and correcti... (351) | 1 | 2.8% | 0.1% |
| Optical waveguides... (385) | 1 | 2.8% | 0% |
| Multiplex communications... (370) | 1 | 2.8% | 0% |
| Measuring and testing... (73) | 1 | 2.8% | 0.1% |
| Hydraulic and earth engineering... (405) | 1 | 2.8% | 0.1% |
| Games using tangible projectile... (473) | 1 | 2.8% | 0% |
| Fluid handling... (137) | 1 | 2.8% | 0% |
| Electrolysis: processes, compositions used therein... (205) | 1 | 2.8% | 0.1% |
| Drug, bio-affecting and body treating compositions... (514) | 1 | 2.8% | 0% |
| Data processing: vehicles, navigation, and relativ... (701) | 1 | 2.8% | 0% |
| Cutting by use of rotating axially moving tool... (408) | 1 | 2.8% | 0.3% |

Patents (by local inventors) assigned to local companies (top 25 or less):

NOTE: this company count is likely less than the total company account above because the above count includes local companies with non-local inventors.

| Company Name | Patents |
|------------------|---------|
| Greenfix America | 1 |
| Big Heart Seed | 1 |

Top 25 (or less) local inventors:

| Inventor | Company | Patents |
|-----------------------|---|---------|
| Horacio Kido | Burstein Technologies, Inc. | 7 |
| Horacio Kido | Nagaoka & Co., Ltd. | 5 |
| Horacio Kido | Vindur Technologies, Inc. | 2 |
| John L. Featherstone | MidAmerican Energy Holdings Company | 2 |
| Josh Barhitte | Credo Technology Corporation | 2 |
| Maximino Corral | Dole Fresh Vegetables, Inc. | 2 |
| Vince S. Martin | University of Wyoming | 2 |
| Anne M Ruminski | The Regents of the University of California | 1 |
| Benjamin Sanchez Leal | Accuride International, Inc. | 1 |
| Brian J. Frankowski | ALung Technologies, Inc | 1 |
| David T. Clapp | Qualcomm Incorporated | 1 |
| Horacio Kido | The Regents of the University of California | 1 |
| John Jordan | Big Heart Seed | 1 |
| John L. Featherstone | Berkshire Hathaway Energy Company | 1 |
| Ky D Ngo | Chromalloy Gas Turbine Corporation | 1 |
| Mark W. Kimberlin | Greenfix America | 1 |
| Maximino Corral | Dole Fresh Vegetables, Inc. | 1 |
| Paul M. Sanders | Sony Computer Entertainment America LLC | 1 |
| Peter Kiesel | Palo Alto Research Center Incorporated | 1 |
| Robert Fernandez | The Regents of the University of California | 1 |
| Suzanne Borchers | Bradford Soap Mexico, Inc. | 1 |
| Wen-Yi Hsu | Eye Ojo Corp. | 1 |

> ELKHART-GOSHEN, IN [21140]

List of 14 included communities:

BRISTOL, IN; ELKHART, IN; GOSHEN, IN; GRANGER, IN; LIGONIER, IN; MIDDLEBURY, IN; MILFORD, IN; MILLERSBURG, IN; NAPPANEE, IN; NEW PARIS, IN; OSCEOLA, IN; SHIPSHEWANA, IN; SYRACUSE, IN; WAKARUSA, IN

Economics:

| Indiv Tax Returns | Cum Indiv Income | Co Tax Returns | Cum Co Income |
|-------------------|------------------|----------------|---------------|
| 124820 | 7031753000 | 7580 | 190695000 |

Entity Counts:

| Org Type | Count |
|----------|-------|
| Company | 123 |

123 IP-based companies out of 7580 business tax returns = 1.62% in IP company density.

| Year | Est Population | Inventors | Inv / 1000 | Patents | Local Cos | Art Classes |
|------|----------------|-----------|------------|---------|-----------|-------------|
| 2005 | | 124 | | 105 | 20 | 67 |
| 2006 | | 113 | | 107 | 20 | 57 |
| 2007 | | 128 | | 100 | 33 | 63 |
| 2008 | | 83 | | 78 | 19 | 53 |
| 2009 | | 105 | | 100 | 17 | 61 |
| 2010 | 197559 | 146 | 0.74 | 151 | 25 | 82 |
| 2011 | 198480 | 160 | 0.81 | 163 | 28 | 76 |
| 2012 | 199236 | 164 | 0.82 | 181 | 21 | 75 |
| 2013 | 200591 | 165 | 0.82 | 188 | 19 | 83 |
| 2014 | 201971 | 179 | 0.89 | 197 | 24 | 82 |

| Inventors | Patents |
|-------------|---------|
| Totals: 787 | 1370 |

Top 25 Art Classes:

| Art Class (code) | Patents | % this metro | % top 250 |
|---|---------|--------------|-----------|
| Surgery... (606) | 97 | 7.1% | 0.7% |
| Prosthesis (i.e., artificial body members), parts ... (623) | 81 | 5.9% | 1.3% |
| Land vehicles... (280) | 67 | 4.9% | 1.2% |
| Land vehicles: bodies and tops... (296) | 48 | 3.5% | 1.1% |
| Chemical apparatus and process disinfecting, deodo... (422) | 44 | 3.2% | 1% |
| Chemistry: molecular biology and microbiology... (435) | 36 | 2.6% | 0.2% |
| Chemistry: analytical and immunological testing... (436) | 34 | 2.5% | 1.2% |
| Electrolysis: processes, compositions used therein... (205) | 28 | 2% | 2.5% |
| Plastic and nonmetallic article shaping or treatin... (264) | 25 | 1.8% | 0.8% |
| Animal husbandry... (119) | 22 | 1.6% | 1.2% |
| Electricity: measuring and testing... (324) | 22 | 1.6% | 0.3% |
| Chemistry: electrical and wave energy... (204) | 19 | 1.4% | 0.9% |
| Brakes... (188) | 19 | 1.4% | 2.2% |
| Electricity: conductors and insulators... (174) | 19 | 1.4% | 0.6% |
| Surgery... (600) | 19 | 1.4% | 0.2% |
| Data processing: generic control systems or specif... (700) | 17 | 1.2% | 0.3% |
| Drug, bio-affecting and body treating compositions... (514) | 16 | 1.2% | 0.1% |
| Textiles: fluid treating apparatus... (68) | 16 | 1.2% | 11.2% |

| | | | |
|---|----|------|------|
| Coating processes... (427) | 15 | 1.1% | 0.4% |
| Optics: measuring and testing... (356) | 15 | 1.1% | 0.2% |
| Communications: electrical... (340) | 14 | 1% | 0.1% |
| Data processing: measuring, calibrating, or testin... (702) | 14 | 1% | 0.2% |
| Stock material or miscellaneous articles... (428) | 14 | 1% | 0.2% |
| Tools... (81) | 14 | 1% | 1.8% |
| Chairs and seats... (297) | 13 | 0.9% | 0.4% |

Patents (by local inventors) assigned to local companies (top 25 or less):
 NOTE: this company count is likely less than the total company account above
 because the above count includes local companies with non-local inventors.

| Company Name | Patents |
|---|---------|
| CTS Corporation | 39 |
| CTB, Inc. | 23 |
| Elkhart Brass Manufacturing Company, Inc. | 19 |
| AmSafe Commercial Products, Inc. | 12 |
| Lippert Components, Inc. | 10 |
| Vast Power Portfolio, LLC | 10 |
| Lippert Components Manufacturing, Inc. | 9 |
| Earthway Products, Inc. | 7 |
| Dexter Axle Company | 6 |
| FlexForm Technologies, LLC | 5 |
| Absolute Innovations, Inc. | 4 |
| ASC Industries, Inc. | 4 |
| Bayer Corporation | 4 |
| Dometic Corporation | 4 |
| Heartland REcreational Vehicles, LLC | 4 |
| Lifetime Industries, Inc. | 4 |
| R-N-R International, Inc. | 4 |
| Atwood Mobile Products, LLC | 3 |
| Micrology Laboratories, LLC | 3 |
| NIBCO Inc. | 3 |
| Norco Industries, Inc. | 3 |
| United Railcar Covers LLC | 3 |
| Utilimaster Corporation | 3 |
| American Technology Components | 2 |
| Alpha Systems, Inc. | 2 |

Top 25 (or less) local inventors:

| Inventor | Company | Patents |
|---------------------|---|---------|
| Robert Metzger | Biomet Manufacturing Corp. | 43 |
| Huan-Ping Wu | Bayer HealthCare LLC | 39 |
| Mark L. La Forest | Honeywell International Inc. | 34 |
| Robert Metzger | Biomet Manufacturing, LLC | 34 |
| Steven C. Charlton | Bayer HealthCare LLC | 34 |
| Mark E. Glotzbach | Whirlpool Corporation | 24 |
| Krzysztof W. Korcz | Hubbell Incorporated | 20 |
| Andrew J. Edelbrock | Bayer HealthCare LLC | 19 |
| Richard A. Sunshine | Whirlpool Corporation | 18 |
| Gerald R. Stanley | Harman International Industries, Incorporated | 17 |
| Slawomir T. Fryska | Honeywell International Inc. | 16 |
| Tremitchell Wright | Whirlpool Corporation | 16 |
| Raymond C. Parisi | Zimmer, Inc. | 14 |
| Andrew J. Dosmann | Bayer Healthcare LLC | 13 |
| Dijia Huang | Bayer HealthCare LLC | 13 |
| Sung-Kwon Jung | Bayer HealthCare LLC | 13 |
| Michael J. Puglia | Siemens Healthcare Diagnostics Inc. | 12 |
| Richard W. McCoy | Cequent Towing Products, Inc. | 12 |
| Allen J. Brenneman | Bayer HealthCare LLC | 11 |

| | | |
|-------------------------|-----------------------|----|
| Layne E. Heilman | Whirlpool Corporation | 11 |
| Murray Kaijala | CTS Corporation | 11 |
| Weiping Zhong | Bayer HealthCare LLC | 11 |
| Jeffery A. VanDiepenbos | Zimmer, Inc. | 10 |
| John W. Doster | Logistick, Inc. | 10 |
| Mihailo V. Rebec | Bayer HealthCare LLC | 10 |

> EL PASO, TX [21340]

List of 8 included communities:

ANTHONY, TX; CANUTILLO, TX; CLINT, TX; EL PASO, TX; FABENS, TX; FORT BLISS, TX; SAN ELIZARIO, TX; TORNILLO, TX

Economics:

| Indiv Tax Returns | Cum Indiv Income | Co Tax Returns | Cum Co Income |
|-------------------|------------------|----------------|---------------|
| 338920 | 13657444000 | 7560 | 649246000 |

Entity Counts:

| Org Type | Count |
|----------|-------|
| Company | 35 |
| HigherEd | 1 |

35 IP-based companies out of 7560 business tax returns = 0.46% in IP company density.

| Year | Est Population | Inventors | Inv / 1000 | Patents | Local Cos | Art Classes |
|------|----------------|-----------|------------|---------|-----------|-------------|
| 2005 | | 50 | | 57 | 4 | 33 |
| 2006 | | 57 | | 56 | 4 | 36 |
| 2007 | | 55 | | 51 | 6 | 37 |
| 2008 | | 40 | | 36 | 3 | 28 |
| 2009 | | 34 | | 30 | 5 | 26 |
| 2010 | 804123 | 35 | 0.04 | 33 | 4 | 21 |
| 2011 | 823134 | 42 | 0.05 | 31 | 4 | 24 |
| 2012 | 834477 | 54 | 0.06 | 42 | 7 | 35 |
| 2013 | 834630 | 51 | 0.06 | 39 | 6 | 31 |
| 2014 | 836698 | 60 | 0.07 | 52 | 8 | 38 |

| Inventors | Patents |
|-------------|---------|
| Totals: 320 | 427 |

Top 25 Art Classes:

| Art Class (code) | Patents | % this metro | % top 250 |
|---|---------|--------------|-----------|
| Electricity: measuring and testing... (324) | 20 | 4.7% | 0.3% |
| Electrical connectors... (439) | 14 | 3.3% | 0.2% |
| Electricity: electrical systems and devices... (361) | 14 | 3.3% | 0.2% |
| Data processing: financial, business practice, man... (705) | 13 | 3% | 0.1% |
| Communications: electrical... (340) | 13 | 3% | 0.1% |
| Internal-combustion engines... (123) | 12 | 2.8% | 0.3% |
| Coating implements with material supply... (401) | 11 | 2.6% | 1.2% |
| Inductor devices... (336) | 11 | 2.6% | 1.2% |
| Coded data generation or conversion... (341) | 10 | 2.3% | 0.3% |
| Surgery... (600) | 9 | 2.1% | 0.1% |
| Flexible or portable closure, partition, or panel... (160) | 8 | 1.9% | 1.2% |
| Data processing: vehicles, navigation, and relativ... (701) | 7 | 1.6% | 0.1% |
| Electricity: conductors and insulators... (174) | 7 | 1.6% | 0.2% |
| Chemical apparatus and process disinfecting, deodo... (422) | 6 | 1.4% | 0.1% |
| Electric heating... (219) | 6 | 1.4% | 0.2% |
| Fluid handling... (137) | 6 | 1.4% | 0.2% |
| Optics: eye examining, vision testing and correcti... (351) | 6 | 1.4% | 0.3% |

| | | | |
|---|---|------|------|
| Plastic and nonmetallic article shaping or treatin... (264) | 6 | 1.4% | 0.2% |
| Surgery... (128) | 6 | 1.4% | 0.2% |
| Valves and valve actuation... (251) | 6 | 1.4% | 0.6% |
| Chemistry: molecular biology and microbiology... (435) | 5 | 1.2% | 0% |
| Compositions: coating or plastic... (106) | 5 | 1.2% | 0.4% |
| Drug, bio-affecting and body treating compositions... (514) | 5 | 1.2% | 0% |
| Electricity: motive power systems... (318) | 5 | 1.2% | 0.3% |
| Illumination... (362) | 5 | 1.2% | 0.1% |

Patents (by local inventors) assigned to local companies (top 25 or less):
 NOTE: this company count is likely less than the total company account above because the above count includes local companies with non-local inventors.

| Company Name | Patents |
|--|---------|
| Autotronic Controls Corporation | 7 |
| Leucadia 6, LLC | 5 |
| Axxion Group Corporation | 5 |
| Wind Gear Direct, LLC | 5 |
| X-L Synergy | 4 |
| TXL Group, Inc. | 3 |
| Twist Engine, Inc. | 3 |
| EyeQuick, LLC | 3 |
| Evolved Aircraft Systems, L.L.C. | 2 |
| First Texas Products, LLC | 2 |
| Extreme Components LP | 2 |
| Helen of Troy L.P. | 2 |
| Mayan Pigments, Inc. | 2 |
| LIMBS International Inc. | 2 |
| University of Texas at El Paso | 1 |
| Sun Bulb, Inc. | 1 |
| Sherwood Engineering Design Services, Inc. | 1 |
| Senda Micro Technologies, Inc. | 1 |
| READYONE INDUSTRIES, INC. | 1 |
| Mexican Technologies Company, Inc. | 1 |
| Malcolm Glen Kertz | 1 |
| Helen of Troy Limited | 1 |
| Global Alternative Fuels, LLC | 1 |
| Genetic Testing Laboratories | 1 |
| Gem Center U.S.A., Inc | 1 |

Top 25 (or less) local inventors:

| Inventor | Company | Patents |
|-------------------------|--|---------|
| Yingjie Lin | Delphi Technologies, Inc. | 22 |
| Michael Cafaro | Helen of Troy Limited | 13 |
| Chun Yen Wang | MTN Products, Inc. | 10 |
| Alejandro Moreno | Delphi Technologies, Inc. | 9 |
| Edwin R. Elston | Crown Equipment Corporation | 9 |
| Anthony F. Herbst | New Market Solutions, LLC | 8 |
| Albert A. Skinner | Delphi Technologies, Inc. | 7 |
| Daniel A. Martinez | Delphi Technologies, Inc. | 7 |
| Philip K. Schneider | Delphi Technologies, Inc. | 7 |
| Albert Anthony Skinner | Delphi Technologies, Inc. | 6 |
| Chun Yen Wang | MTN Products, Inc | 6 |
| Oscar C. Miramontes | ZiLOG, Inc. | 6 |
| Jack C. Priegel | Wind Gear Direct, LLC | 5 |
| Mark Albert Paul | Delphi Technologies, Inc. | 5 |
| Michael Hicks | Dometic Corporation | 5 |
| Ryan Wicker | Board of Regents, the University of Texas System | 5 |
| Samuel Roland Palfenier | Delphi Technologies, Inc. | 5 |
| Stephen C. Masters | Autotronic Controls Corporation | 5 |

| | | |
|-------------------------|--|---|
| Warren Baxter Nicholson | Delphi Technologies, Inc. | 5 |
| David C. Nemir | X-L Synergy | 4 |
| Douglas B. Waits | Autotronic Controls Corporation | 4 |
| Francisco Medina | Board of Regents, the University of Texas System | 4 |
| Gary Koenemann | Helen of Troy Limited | 4 |
| Hector O. Pacheco | Leucadia 6, LLC | 4 |
| Jesus Flores | Carefusion 2200, Inc. | 4 |

> ERIE, PA [21500]

List of 22 included communities:

ALBION, PA; CAMBRIDGE SPRINGS, PA; CORRY, PA; CRANESVILLE, PA; EAST SPRINGFIELD, PA; EDINBORO, PA; ELGIN, PA; ERIE, PA; FAIRVIEW, PA; GIRARD, PA; HARBORCREEK, PA; LAKE CITY, PA; MC KEAN, PA; MILL VILLAGE, PA; NORTH EAST, PA; NORTH SPRINGFIELD, PA; SPARTANSBURG, PA; SPRINGBORO, PA; UNION CITY, PA; WATERFORD, PA; WATTSBURG, PA; WEST SPRINGFIELD, PA

Economics:

| Indiv Tax Returns | Cum Indiv Income | Co Tax Returns | Cum Co Income |
|-------------------|------------------|----------------|---------------|
| 134320 | 6662778000 | 5120 | 210224000 |

Entity Counts:

| Org Type | Count |
|----------|-------|
| Company | 56 |

56 IP-based companies out of 5120 business tax returns = 1.09% in IP company density.

| Year | Est Population | Inventors | Inv / 1000 | Patents | Local Cos | Art Classes |
|------|----------------|-----------|------------|---------|-----------|-------------|
| 2005 | | 119 | | 77 | 10 | 51 |
| 2006 | | 136 | | 83 | 8 | 45 |
| 2007 | | 108 | | 73 | 12 | 47 |
| 2008 | | 85 | | 66 | 9 | 43 |
| 2009 | | 95 | | 74 | 8 | 45 |
| 2010 | 280566 | 97 | 0.35 | 84 | 7 | 50 |
| 2011 | 280938 | 138 | 0.49 | 104 | 12 | 52 |
| 2012 | 280801 | 117 | 0.42 | 98 | 7 | 53 |
| 2013 | 279760 | 151 | 0.54 | 120 | 14 | 57 |
| 2014 | 278443 | 136 | 0.49 | 112 | 14 | 53 |

| Inventors | Patents |
|-------------|---------|
| Totals: 682 | 891 |

Top 25 Art Classes:

| Art Class (code) | Patents | % this metro | % top 250 |
|---|---------|--------------|-----------|
| Data processing: vehicles, navigation, and relativ... (701) | 125 | 14% | 1.4% |
| Electricity: electrical systems and devices... (361) | 57 | 6.4% | 0.7% |
| Railway rolling stock... (105) | 41 | 4.6% | 13.4% |
| Chemical apparatus and process disinfecting, deodo... (422) | 36 | 4% | 0.8% |
| Internal-combustion engines... (123) | 31 | 3.5% | 0.7% |
| Surgery... (606) | 27 | 3% | 0.2% |
| Electricity: motive power systems... (318) | 22 | 2.5% | 1.2% |
| Fluid handling... (137) | 18 | 2% | 0.6% |
| Electrical transmission or interconnection systems... (307) | 13 | 1.5% | 0.6% |
| Data processing: database and file management or d... (707) | 11 | 1.2% | 0% |
| Data processing: financial, business practice, man... (705) | 11 | 1.2% | 0% |
| Liquid purification or separation... (210) | 11 | 1.2% | 0.2% |
| Planetary gear transmission systems or components... (475) | 11 | 1.2% | 0.7% |
| Prime-mover dynamo plants... (290) | 11 | 1.2% | 0.9% |
| Communications: electrical... (340) | 9 | 1% | 0.1% |
| Electricity: battery or capacitor charging or disc... (320) | 9 | 1% | 0.5% |

| | | | |
|---|---|------|------|
| Fluid reaction surfaces (i.e., impellers)... (416) | 9 | 1% | 0.5% |
| Spring devices... (267) | 9 | 1% | 2.5% |
| Telecommunications... (455) | 9 | 1% | 0% |
| Data processing: measuring, calibrating, or testin... (702) | 8 | 0.9% | 0.1% |
| Railway switches and signals... (246) | 8 | 0.9% | 3% |
| Catalyst, solid sorbent, or support therefor: prod... (502) | 7 | 0.8% | 0.4% |
| Data processing: generic control systems or specif... (700) | 7 | 0.8% | 0.1% |
| Dispensing... (222) | 7 | 0.8% | 0.3% |
| Electrical generator or motor structure... (310) | 7 | 0.8% | 0.3% |

Patents (by local inventors) assigned to local companies (top 25 or less):
 NOTE: this company count is likely less than the total company account above
 because the above count includes local companies with non-local inventors.

| Company Name | Patents |
|---|---------|
| X2Y Attenuators, LLC | 47 |
| Zurn Industries, LLC | 17 |
| Eriez Manufacturing Co. | 7 |
| TM Industrial Supply, Inc. | 7 |
| Cybersonics, Inc. | 5 |
| R. Conrader Company | 4 |
| Spectrum Control, Inc. | 4 |
| Zurn Industries, Inc. | 4 |
| All-American Hose LLC | 3 |
| Bliley Technologies Inc. | 3 |
| Beaumont Technologies, Inc. | 3 |
| Plastek Industries, Inc. | 3 |
| Ridg-U-Rak, Inc. | 3 |
| Trauma Technologies, Inc. | 3 |
| Dura-Tite Systems, LLC | 2 |
| Erie County Plastics Corporation | 2 |
| Eriez Magnetics | 2 |
| Finish Thompson, Inc. | 2 |
| Therm Med, LLC | 2 |
| XZY Altenuators, LLC | 2 |
| XZY Attenuators, LLC | 2 |
| Molded Fiber Glass Water Treatment Products Co. | 1 |
| Mercyhurst University | 1 |
| Med-Sonics Corporation | 1 |
| Lewis Designs, LLC | 1 |

Top 25 (or less) local inventors:

| Inventor | Company | Patents |
|--------------------------|---------------------------------------|---------|
| Ajith Kuttannair Kumar | General Electric Company | 147 |
| William M. Anthony | X2Y Attenuators, LLC | 41 |
| Wolfgang Daum | General Electric Company | 39 |
| Bret Dwayne Worden | General Electric Company | 29 |
| Anthony A. Anthony | X2Y Attenuators, LLC | 26 |
| Frederick W. Zeyfang | Protective Industries, Inc. | 26 |
| Henry Todd Young | General Electric Company | 25 |
| Glenn Robert Shaffer | General Electric Company | 18 |
| Jason Daniel Kuttenkuler | General Electric Company | 14 |
| Ajith K. Kumar | General Electric Company | 13 |
| Bret Worden | General Electric Company | 12 |
| James Robert Mischler | General Electric Company | 12 |
| Ajith Kumar | General Electric Company | 11 |
| Shawn Michael Gallagher | General Electric Company | 11 |
| William P. Fornof | Bendix Commercial Vehicle Systems LLC | 11 |
| Anthony Anthony | X2Y Attenuators, LLC | 10 |
| Aaron L. Hill | American Sterilizer Company | 9 |

| | | |
|------------------------|----------------------------|---|
| Kendall Roger Swenson | General Electric Company | 9 |
| Sean Patrick Cillessen | General Electric Company | 9 |
| Aaron L. Hill | STERIS Inc. | 8 |
| Gregory Alan Marsh | General Electric Company | 8 |
| James D. Brooks | General Electric Company | 8 |
| Bret D. Worden | General Electric Company | 7 |
| Carl A. Steiner | TM Industrial Supply, Inc. | 7 |
| Doug Wroblewski | Zurn Industries, LLC | 7 |

> EUGENE-SPRINGFIELD, OR [21660]

List of 35 included communities:

ALSEA, OR; ALVADORE, OR; BLACHLY, OR; BLUE RIVER, OR; CHESHIRE, OR; COTTAGE GROVE, OR; CRESWELL, OR; CULP CREEK, OR; DEADWOOD, OR; DEXTER, OR; DORENA, OR; ELMIRA, OR; EUGENE, OR; FALL CREEK, OR; FLORENCE, OR; HARRISBURG, OR; JUNCTION CITY, OR; LORANE, OR; LOWELL, OR; MAPLETON, OR; MARCOLA, OR; MONROE, OR; NOTI, OR; OAKRIDGE, OR; PLEASANT HILL, OR; SPRINGFIELD, OR; SWISSHOME, OR; TIDEWATER, OR; VENETA, OR; VIDA, OR; WALTERVILLE, OR; WALTON, OR; WESTFIR, OR; WESTLAKE, OR; YACHATS, OR

Economics:

| Indiv Tax Returns | Cum Indiv Income | Co Tax Returns | Cum Co Income |
|-------------------|------------------|----------------|---------------|
| 158950 | 8611789000 | 9940 | 274141000 |

Entity Counts:

| Org Type | Count |
|----------|-------|
| Company | 90 |
| HigherEd | 8 |

90 IP-based companies out of 9940 business tax returns = 0.91% in IP company density.

| Year | Est Population | Inventors | Inv / 1000 | Patents | Local Cos | Art Classes |
|------|----------------|-----------|------------|---------|-----------|-------------|
| 2005 | | 92 | | 74 | 13 | 53 |
| 2006 | | 107 | | 92 | 16 | 52 |
| 2007 | | 117 | | 88 | 11 | 45 |
| 2008 | | 90 | | 71 | 14 | 40 |
| 2009 | | 106 | | 78 | 13 | 54 |
| 2010 | 351715 | 129 | 0.37 | 116 | 22 | 69 |
| 2011 | 353491 | 112 | 0.32 | 89 | 11 | 58 |
| 2012 | 354481 | 108 | 0.3 | 108 | 17 | 55 |
| 2013 | 355661 | 139 | 0.39 | 132 | 22 | 71 |
| 2014 | 358337 | 152 | 0.42 | 140 | 14 | 73 |

| Inventors | Patents |
|-------------|---------|
| Totals: 689 | 988 |

Top 25 Art Classes:

| Art Class (code) | Patents | % this metro | % top 250 |
|---|---------|--------------|-----------|
| Registers... (235) | 71 | 7.2% | 1.1% |
| Chemistry: molecular biology and microbiology... (435) | 43 | 4.4% | 0.2% |
| Optical waveguides... (385) | 38 | 3.8% | 0.6% |
| Optical: systems and elements... (359) | 32 | 3.2% | 0.5% |
| Electrical computers and digital processing system... (709) | 29 | 2.9% | 0.1% |
| Multicellular living organisms and unmodified part... (800) | 21 | 2.1% | 0.4% |
| Organic compounds -- part of the class 532-570 ser... (546) | 21 | 2.1% | 1.2% |
| Data processing: financial, business practice, man... (705) | 20 | 2% | 0.1% |
| Drug, bio-affecting and body treating compositions... (514) | 20 | 2% | 0.1% |
| Communications: electrical... (340) | 19 | 1.9% | 0.2% |
| Semiconductor device manufacturing: process... (438) | 19 | 1.9% | 0.1% |
| Organic compounds -- part of the class 532-570 ser... (548) | 17 | 1.7% | 1.4% |
| Classifying, separating, and assorting solids... (209) | 16 | 1.6% | 2.2% |
| Chemistry: analytical and immunological testing... (436) | 15 | 1.5% | 0.5% |

| | | | |
|---|----|------|------|
| Incremental printing of symbolic information... (347) | 15 | 1.5% | 0.4% |
| Land vehicles: bodies and tops... (296) | 15 | 1.5% | 0.4% |
| Mechanical guns and projectors... (124) | 15 | 1.5% | 2.2% |
| Multiplex communications... (370) | 15 | 1.5% | 0% |
| Solid material comminution or disintegration... (241) | 14 | 1.4% | 1.3% |
| Optics: image projectors... (353) | 13 | 1.3% | 1.4% |
| Active solid-state devices (e.g., transistors, sol... (257) | 12 | 1.2% | 0.1% |
| Electrical computers and digital processing system... (713) | 12 | 1.2% | 0.1% |
| Image analysis... (382) | 11 | 1.1% | 0.1% |
| Information security... (726) | 10 | 1% | 0.1% |
| Optics: measuring and testing... (356) | 10 | 1% | 0.1% |

Patents (by local inventors) assigned to local companies (top 25 or less):
 NOTE: this company count is likely less than the total company account above
 because the above count includes local companies with non-local inventors.

| Company Name | Patents |
|--|---------|
| Datalogic ADC, Inc. | 58 |
| Datalogic Scanning, Inc. | 33 |
| State of Oregon acting by and through the State Board of Hig | 23 |
| LightSmyth Technologies Inc | 22 |
| PSC Scanning, Inc. | 18 |
| LightSmyth Technologies Inc. | 16 |
| Oregon Precision Industries, Inc. | 13 |
| Fall Creek Farm and Nursery, Inc. | 12 |
| The State of Oregon acting by and through the State Board of | 12 |
| Social Communications Company | 11 |
| Johnson Crushers International | 10 |
| Emerging Acquisitions, LLC | 8 |
| Molecular Probes, Inc. | 8 |
| BowTech, Inc. | 7 |
| Extreme Technologies, Inc. | 7 |
| Spinelogik, Inc. | 7 |
| LightSmyth Technologies, Inc. | 6 |
| Electrical Geodesics, Inc. | 5 |
| Composite Solutions, Inc. | 4 |
| Aquero Company | 4 |
| Dynea Chemicals Oy | 4 |
| Feeney Wireless, LLC | 4 |
| Microtech Instruments, Inc. | 4 |
| Peterson Pacific Corporation | 4 |
| University of Oregon | 4 |

Top 25 (or less) local inventors:

| Inventor | Company | Patents |
|----------------------|--|---------|
| Stephen Yue | Life Technologies Corporation | 29 |
| Bryan L. Olmstead | Datalogic ADC, Inc. | 23 |
| Thomas W. Mossberg | LightSmyth Technologies Inc | 22 |
| Kyle Gee | Life Technologies Corporation | 20 |
| David Van Wie | Social Communications Company | 19 |
| Dmitri Iazikov | LightSmyth Technologies Inc | 19 |
| Christoph M. Greiner | LightSmyth Technologies Inc | 18 |
| Thomas W. Mossberg | LightSmyth Technologies Inc. | 16 |
| P. Guy Howard | Hewlett-Packard Development Company, L.P. | 15 |
| Christoph M. Greiner | LightSmyth Technologies Inc. | 14 |
| Dmitri Iazikov | LightSmyth Technologies Inc. | 14 |
| Eric J. Parkes | International Truck Intellectual Property Company, | 14 |
| Gregory Shepherd | Cisco Technology, Inc. | 13 |
| Michael D. Swanson | International Business Machines Corporation | 13 |
| Adam L. Wagner | Fall Creek Farm and Nursery, Inc. | 12 |

| | | |
|---------------------|---|----|
| David Punsalan | Hewlett-Packard Development Company, L.P. | 12 |
| Jixiang Liu | Life Technologies Corporation | 12 |
| Michael P. Svetal | Datalogic ADC, Inc. | 11 |
| Peter Guy Howard | Hewlett-Packard Development Company, L.P. | 11 |
| Ronald A. Hellekson | Hewlett-Packard Development Company, L.P. | 11 |
| Zakary James Borg | Oregon Precision Industries, Inc. | 11 |
| Alan Shearin | Datalogic ADC, Inc. | 10 |
| Bryan L. Olmstead | Datalogic Scanning, Inc. | 10 |
| David M. Van Wie | Intertrust Technologies Corporation | 10 |
| James R. Kunz | Actuant Corporation | 10 |

> EVANSVILLE, IN-KY [21780]

List of 49 included communities:

BASKETT, KY; BLACKFORD, KY; BOONVILLE, IN; BUCKSKIN, IN; CHANDLER, IN; CLAY, KY; CORYDON, KY; CYNTHIANA, IN; DALE, IN; DIXON, KY; ELBERFELD, IN; EVANSVILLE, IN; FOLSOMVILLE, IN; FORT BRANCH, IN; FRANCISCO, IN; GENTRYVILLE, IN; GRIFFIN, IN; HAUBSTADT, IN; HAZLETON, IN; HENDERSON, KY; HOLLAND, IN; INGLEFIELD, IN; LYNNVILLE, IN; MACKAY, IN; MORGANFIELD, KY; MOUNT VERNON, IN; NEBO, KY; NEW HARMONY, IN; NEWBURGH, IN; OAKLAND CITY, IN; OWENSBORO, KY; OWENSVILLE, IN; PATOKA, IN; POOLE, KY; POSEYVILLE, IN; PRINCETON, IN; PROVIDENCE, KY; REED, KY; ROBARDS, KY; SEBREE, KY; SLAUGHTERS, KY; SMITH MILLS, KY; SOMERVILLE, IN; SPOTTSVILLE, KY; TENNYSON, IN; UNIONTOWN, KY; WADESVILLE, IN; WAVERLY, KY; WHEATCROFT, KY

Economics:

| Indiv Tax Returns | Cum Indiv Income | Co Tax Returns | Cum Co Income |
|-------------------|------------------|----------------|---------------|
| 242040 | 13745533000 | 13590 | 364691000 |

Entity Counts:

| Org Type | Count |
|----------|-------|
| Company | 38 |
| HigherEd | 1 |

38 IP-based companies out of 13590 business tax returns = 0.28% in IP company density.

| Year | Est Population | Inventors | Inv / 1000 | Patents | Local Cos | Art Classes |
|------|----------------|-----------|------------|---------|-----------|-------------|
| 2005 | | 88 | | 68 | 6 | 47 |
| 2006 | | 101 | | 69 | 3 | 41 |
| 2007 | | 94 | | 62 | 6 | 32 |
| 2008 | | 88 | | 71 | 9 | 36 |
| 2009 | | 108 | | 73 | 5 | 38 |
| 2010 | 311552 | 142 | 0.46 | 106 | 9 | 47 |
| 2011 | 312589 | 149 | 0.48 | 112 | 14 | 49 |
| 2012 | 313298 | 150 | 0.48 | 134 | 14 | 54 |
| 2013 | 314429 | 143 | 0.45 | 154 | 7 | 62 |
| 2014 | 315162 | 173 | 0.55 | 142 | 10 | 62 |

| Inventors | Patents |
|-------------|---------|
| Totals: 700 | 991 |

Top 25 Art Classes:

| Art Class (code) | Patents | % this metro | % top 250 |
|---|---------|--------------|-----------|
| Multicellular living organisms and unmodified part... (800) | 144 | 14.5% | 2.5% |
| Synthetic resins or natural rubbers -- part of the... (524) | 71 | 7.2% | 2.3% |
| Synthetic resins or natural rubbers -- part of the... (528) | 55 | 5.5% | 2.9% |
| Synthetic resins or natural rubbers -- part of the... (525) | 53 | 5.3% | 1.9% |
| Stock material or miscellaneous articles... (428) | 50 | 5% | 0.6% |
| Bottles and jars... (215) | 38 | 3.8% | 6% |
| Prosthesis (i.e., artificial body members), parts ... (623) | 26 | 2.6% | 0.4% |
| Supports: cabinet structure... (312) | 22 | 2.2% | 3.2% |
| Games using tangible projectile... (473) | 18 | 1.8% | 0.4% |
| Receptacles... (220) | 18 | 1.8% | 0.9% |
| Dispensing... (222) | 15 | 1.5% | 0.7% |
| Flexible or portable closure, partition, or panel... (160) | 15 | 1.5% | 2.2% |

| | | | |
|---|----|------|------|
| Food or edible material: processes, compositions, ... (426) | 15 | 1.5% | 0.8% |
| Plastic and nonmetallic article shaping or treatin... (264) | 15 | 1.5% | 0.5% |
| Synthetic resins or natural rubbers -- part of the... (521) | 15 | 1.5% | 1.1% |
| Liquid purification or separation... (210) | 13 | 1.3% | 0.3% |
| Chemistry: molecular biology and microbiology... (435) | 10 | 1% | 0.1% |
| Dynamic information storage or retrieval... (369) | 10 | 1% | 0.9% |
| Communications: electrical... (340) | 9 | 0.9% | 0.1% |
| Data processing: financial, business practice, man... (705) | 9 | 0.9% | 0% |
| Drug, bio-affecting and body treating compositions... (514) | 9 | 0.9% | 0% |
| Organic compounds -- part of the class 532-570 ser... (568) | 9 | 0.9% | 0.9% |
| Chairs and seats... (297) | 8 | 0.8% | 0.3% |
| Illumination... (362) | 8 | 0.8% | 0.2% |
| Refrigeration... (62) | 8 | 0.8% | 1.1% |

Patents (by local inventors) assigned to local companies (top 25 or less):
 NOTE: this company count is likely less than the total company account above because the above count includes local companies with non-local inventors.

| Company Name | Patents |
|---|---------|
| Berry Plastics Corporation | 49 |
| Indian Industries, Inc. | 23 |
| Rexam Closures and Containers Inc. | 18 |
| Mead Johnson Nutrition Company | 17 |
| Bear Archery, Inc. | 12 |
| Rexam Medical Packaging Inc. | 10 |
| Flanders Electric Motor Service, Inc. | 4 |
| Thermwood Corporation | 4 |
| Hansen Corporation | 3 |
| Accuride Corporation | 3 |
| Paradigm Plastic Products, LLC | 2 |
| Red Spot Paint & Varnish Co., Inc. | 2 |
| Rehabilitation Research of Evansville, Inc. | 2 |
| Rexam Closures and Containers, Inc. | 2 |
| Rexam Medical Packaging, Inc. | 2 |
| Tower Reinforcement, Inc. | 2 |
| Berry Plastics | 1 |
| Matrix Design Group, LLC | 1 |
| M15 Innovations LLC | 1 |
| KB Alloys | 1 |
| Global Grain Security, LLC | 1 |
| George Koch Sons, L.L.C. | 1 |
| George Koch Sons LLC | 1 |
| Flanders Electric, Ltd. | 1 |
| Flanders Electric Motor Services, Inc. | 1 |

Top 25 (or less) local inventors:

| Inventor | Company | Patents |
|----------------------------|-------------------------------------|---------|
| Allan R. Steinkuhl | Whirlpool Corporation | 48 |
| Joseph L. Coleman | Whirlpool Corporation | 45 |
| Duane A. Schmidt | Whirlpool Corporation | 42 |
| Terry R. Colbert | Pioneer Hi-Bred International, Inc. | 36 |
| Terry R. Colbert | Pioneer Hi Bred International Inc | 29 |
| Christopher A. Kruckenberg | Whirlpool Corporation | 16 |
| Jeffrey A. Spindler | Whirlpool Corporation | 16 |
| Kendell B. Hellewell | Monsanto Technology LLC | 16 |
| Donald E. Fraser | Hunter Douglas Inc. | 15 |
| Patrick J. Boarman | Whirlpool Corporation | 15 |
| Brent Alden Junge | General Electric Company | 14 |
| Milan C. Maravich | Berry Plastics Corporation | 13 |
| Philippe Schottland | General Electric Company | 13 |

| | | |
|--------------------------|---|----|
| Erik Christopher Hagberg | International Business Machines Corporation | 11 |
| Robert Alan Guse | Pioneer Hi-Bred International, Inc. | 11 |
| Alan S. Lucas | Whirlpool Corporation | 10 |
| David J. Jochem | Berry Plastics Corporation | 10 |
| Ganesh Kannan | Saudi Basic Industries Corporation | 10 |
| Robert J. McMahon | Mead Johnson Nutrition Company | 10 |
| Brent A. Junge | Whirlpool Corporation | 9 |
| Brian K. Culley | Whirlpool Corporation | 9 |
| Gary Meredith, Sr. | Kimball International, Inc. | 9 |
| Grant Hay | General Electric Company | 9 |
| Jeffrey A. Mann | Berry Plastics Corporation | 9 |
| Mark Wahl | Kimball International, Inc. | 9 |

> FARGO, ND-MN [22020]

List of 44 included communities:

ABSARAKA, ND; AMENIA, ND; ARGUSVILLE, ND; ARTHUR, ND; AYR, ND; BARNESVILLE, MN; BORUP, MN; BUFFALO, ND; CASSELTON, ND; CHRISTINE, ND; COMSTOCK, MN; DAVENPORT, ND; DILWORTH, MN; ENDERLIN, ND; ERIE, ND; FARGO, ND; FELTON, MN; FINGAL, ND; GALESBURG, ND; GARDNER, ND; GEORGETOWN, MN; GLYNDON, MN; GRANDIN, ND; HARWOOD, ND; HAWLEY, MN; HITTERDAL, MN; HOPE, ND; HORACE, ND; HUNTER, ND; KINDRED, ND; LAKE PARK, MN; LEONARD, ND; MAPLETON, ND; MOORHEAD, MN; PAGE, ND; PELICAN RAPIDS, MN; PERLEY, MN; SABIN, MN; SHELDON, ND; TOWER CITY, ND; TWIN VALLEY, MN; ULEN, MN; WEST FARGO, ND; WHEATLAND, ND

Economics:

| Indiv Tax Returns | Cum Indiv Income | Co Tax Returns | Cum Co Income |
|-------------------|------------------|----------------|---------------|
| 112730 | 7303009000 | 7930 | 195528000 |

Entity Counts:

| Org Type | Count |
|------------|-------|
| Company | 50 |
| Foundation | 3 |
| HigherEd | 2 |

50 IP-based companies out of 7930 business tax returns = 0.63% in IP company density.

| Year | Est Population | Inventors | Inv / 1000 | Patents | Local Cos | Art Classes |
|------|----------------|-----------|------------|---------|-----------|-------------|
| 2005 | | 41 | | 46 | 7 | 28 |
| 2006 | | 47 | | 39 | 4 | 24 |
| 2007 | | 45 | | 47 | 5 | 29 |
| 2008 | | 62 | | 49 | 9 | 33 |
| 2009 | | 68 | | 46 | 10 | 32 |
| 2010 | 208777 | 103 | 0.49 | 73 | 9 | 47 |
| 2011 | 212835 | 115 | 0.54 | 88 | 9 | 59 |
| 2012 | 217052 | 72 | 0.33 | 83 | 10 | 38 |
| 2013 | 223853 | 120 | 0.54 | 104 | 9 | 43 |
| 2014 | 228291 | 114 | 0.5 | 124 | 10 | 42 |

| Inventors | Patents |
|-------------|---------|
| Totals: 520 | 699 |

Top 25 Art Classes:

| Art Class (code) | Patents | % this metro | % top 250 |
|---|---------|--------------|-----------|
| Multicellular living organisms and unmodified part... (800) | 128 | 18.3% | 2.2% |
| Data processing: vehicles, navigation, and relativ... (701) | 45 | 6.4% | 0.5% |
| Data processing: database and file management or d... (707) | 39 | 5.6% | 0.2% |
| Motor vehicles... (180) | 33 | 4.7% | 1.5% |
| Electricity: motive power systems... (318) | 20 | 2.9% | 1.1% |
| Data processing: generic control systems or specif... (700) | 13 | 1.9% | 0.2% |
| Electricity: electrical systems and devices... (361) | 13 | 1.9% | 0.2% |
| Material or article handling... (414) | 13 | 1.9% | 1.1% |
| Data processing: measuring, calibrating, or testin... (702) | 12 | 1.7% | 0.1% |
| Electrical computers and digital processing system... (713) | 12 | 1.7% | 0.1% |
| Electrical connectors... (439) | 11 | 1.6% | 0.2% |
| Data processing: financial, business practice, man... (705) | 10 | 1.4% | 0% |

| | | | |
|---|----|------|------|
| Drug, bio-affecting and body treating compositions... (424) | 10 | 1.4% | 0.1% |
| Planting... (111) | 10 | 1.4% | 3.3% |
| Communications: electrical... (340) | 9 | 1.3% | 0.1% |
| Road structure, process, or apparatus... (404) | 9 | 1.3% | 0.9% |
| Data processing: software development, installatio... (717) | 8 | 1.1% | 0.1% |
| Earth working... (172) | 8 | 1.1% | 2.3% |
| Land vehicles... (280) | 8 | 1.1% | 0.1% |
| Fishing, trapping, and vermin destroying... (43) | 7 | 1% | 0.8% |
| Synthetic resins or natural rubbers -- part of the... (528) | 7 | 1% | 0.4% |
| Compositions: coating or plastic... (106) | 6 | 0.9% | 0.4% |
| Synthetic resins or natural rubbers -- part of the... (524) | 6 | 0.9% | 0.2% |
| Active solid-state devices (e.g., transistors, sol... (257) | 5 | 0.7% | 0% |
| Electrical computers and digital processing system... (709) | 5 | 0.7% | 0% |

Patents (by local inventors) assigned to local companies (top 25 or less):
 NOTE: this company count is likely less than the total company account above
 because the above count includes local companies with non-local inventors.

| Company Name | Patents |
|---|---------|
| NDSU Research Foundation | 47 |
| Clark Equipment Company | 28 |
| Appareo Systems, LLC | 14 |
| Packet Digital | 11 |
| Reechcraft, Inc. | 6 |
| Tecton Products, LLC | 6 |
| Lura Enterprises, Inc. | 5 |
| AGCO-Amity JV, LLC | 4 |
| Crary Industries, Inc. | 4 |
| NDSU-Research Foundation | 4 |
| Dakota Technologies, Inc. | 3 |
| Reel Wings Decoy Company, Inc. | 3 |
| Tecton Products | 3 |
| Black Swamp Industries, Inc. | 2 |
| Intelligent Agricultural Solutions, LLC | 2 |
| Loegering Manufacturing, Inc. | 2 |
| North Dakota State University | 2 |
| Sno-Bear Industries, LLC | 2 |
| Custom Marketing Company, Inc. | 1 |
| Integrated Systems | 1 |
| GPK Products, Inc. | 1 |
| Gorilla Buck Inc. | 1 |
| Global Electric Motorcars, LLC | 1 |
| Genius Seal, Inc. | 1 |
| Fargo Products, LLC. | 1 |

Top 25 (or less) local inventors:

| Inventor | Company | Patents |
|-------------------------|-------------------------------------|---------|
| Noel Wayne Anderson | Deere & Company | 64 |
| Christopher Goblirsch | Monsanto Technology LLC | 44 |
| Allen C. Faue | Monsanto Technology LLC | 31 |
| Ray Ridl | Microsoft Corporation | 26 |
| Steven P. Anonsen | Microsoft Corporation | 21 |
| Dean C. Webster | NDSU Research Foundation | 16 |
| Nadejda N. Krasheninnik | Pioneer Hi-Bred International, Inc. | 15 |
| Robert Shaw | Deere & Company | 12 |
| Long Wu | Deere & Company | 11 |
| Anthony R. Trappen | Microsoft Corporation | 10 |
| Brian M. Morlock | Packet Digital | 10 |
| Brian Glaeske | Microsoft Corporation | 9 |
| Joel A. Jorgenson | Packet Digital | 9 |

| | | |
|--------------------------|-----------------------------------|---|
| Jon Thomas Jacobson | Deere & Company | 8 |
| Noel W. Anderson | Deere & Company | 8 |
| Scott R. Rossow | Clark Equipment Company | 8 |
| Divyata Kakumanu | Packet Digital | 7 |
| John T. Rasset | CNH America LLC | 7 |
| Kimberly A. Nelson | Microsoft Corporation | 7 |
| Michael Ray Schlichtmann | Deere & Company | 7 |
| Nadejda N. Krashennik | Pioneer Hi Bred International Inc | 7 |
| Philip Boudjouk | NDSU Research Foundation | 7 |
| Spencer L. Mindeman | Clark Equipment Company | 7 |
| Bret Ja Chisholm | NDSU Research Foundation | 6 |
| Brian Meier | Microsoft Corporation | 6 |

> FAYETTEVILLE, NC [22180]

List of 24 included communities:

ABERDEEN, NC; AUTRYVILLE, NC; CUMBERLAND, NC; DUNN, NC; FALCON, NC; FAYETTEVILLE, NC; FORT BRAGG, NC; GARLAND, NC; GODWIN, NC; HOPE MILLS, NC; LINDEN, NC; LUMBER BRIDGE, NC; MAXTON, NC; PARKTON, NC; POPE ARMY AIRFIELD, NC; RAEFORD, NC; RED SPRINGS, NC; ROSEBORO, NC; SAINT PAULS, NC; SHANNON, NC; SPRING LAKE, NC; STEDMAN, NC; WADE, NC; WHITE OAK, NC

Economics:

| Indiv Tax Returns | Cum Indiv Income | Co Tax Returns | Cum Co Income |
|-------------------|------------------|----------------|---------------|
| 236800 | 10222110000 | 6140 | 235124000 |

Entity Counts:

| Org Type | Count |
|----------|-------|
| Company | 20 |
| HigherEd | 1 |

20 IP-based companies out of 6140 business tax returns = 0.33% in IP company density.

| Year | Est Population | Inventors | Inv / 1000 | Patents | Local Cos | Art Classes |
|------|----------------|-----------|------------|---------|-----------|-------------|
| 2005 | | 31 | | 28 | 4 | 24 |
| 2006 | | 16 | | 16 | 5 | 14 |
| 2007 | | 15 | | 17 | 4 | 12 |
| 2008 | | 19 | | 22 | 3 | 16 |
| 2009 | | 20 | | 21 | 4 | 14 |
| 2010 | 366383 | 28 | 0.08 | 30 | 3 | 20 |
| 2011 | 373329 | 26 | 0.07 | 22 | 2 | 18 |
| 2012 | 373566 | 25 | 0.07 | 27 | 2 | 21 |
| 2013 | 377619 | 29 | 0.08 | 26 | 3 | 22 |
| 2014 | 377939 | 27 | 0.07 | 29 | 2 | 21 |

| | Inventors | Patents |
|---------|-----------|---------|
| Totals: | 159 | 238 |

Top 25 Art Classes:

| Art Class (code) | Patents | % this metro | % top 250 |
|---|---------|--------------|-----------|
| Electrophotography... (399) | 27 | 11.3% | 1.5% |
| Liquid purification or separation... (210) | 19 | 8% | 0.4% |
| Electricity: electrical systems and devices... (361) | 14 | 5.9% | 0.2% |
| Chemistry: molecular biology and microbiology... (435) | 11 | 4.6% | 0.1% |
| Harvesters... (56) | 6 | 2.5% | 0.4% |
| Stock material or miscellaneous articles... (428) | 6 | 2.5% | 0.1% |
| Synthetic resins or natural rubbers -- part of the... (521) | 5 | 2.1% | 0.4% |
| Chairs and seats... (297) | 4 | 1.7% | 0.1% |
| Apparel... (2) | 4 | 1.7% | 0.5% |
| Electrical generator or motor structure... (310) | 4 | 1.7% | 0.1% |
| Special receptacle or package... (206) | 4 | 1.7% | 0.1% |
| Synthetic resins or natural rubbers -- part of the... (526) | 4 | 1.7% | 0.2% |
| Animal husbandry... (119) | 3 | 1.3% | 0.2% |
| Drug, bio-affecting and body treating compositions... (514) | 3 | 1.3% | 0% |
| Education and demonstration... (434) | 3 | 1.3% | 0.2% |

| | | | |
|---|---|------|------|
| Electrical computers and digital processing system... (709) | 3 | 1.3% | 0% |
| Electrical connectors... (439) | 3 | 1.3% | 0% |
| Electricity: conductors and insulators... (174) | 3 | 1.3% | 0.1% |
| Fabric (woven, knitted, or nonwoven textile or clo... (442) | 3 | 1.3% | 0.4% |
| Firearms... (42) | 3 | 1.3% | 0.2% |
| Amusement devices: games... (273) | 2 | 0.8% | 0.1% |
| Compositions... (252) | 2 | 0.8% | 0.1% |
| Communications: electrical... (340) | 2 | 0.8% | 0% |
| Data processing: presentation processing of docume... (715) | 2 | 0.8% | 0% |
| Data processing: measuring, calibrating, or testin... (702) | 2 | 0.8% | 0% |

Patents (by local inventors) assigned to local companies (top 25 or less):
 NOTE: this company count is likely less than the total company account above
 because the above count includes local companies with non-local inventors.

| Company Name | Patents |
|---|---------|
| Purolator Filters NA LLC | 13 |
| McMurray Fabrics, Inc. | 5 |
| Mann+Hummel Purolator Filters LLC | 5 |
| Energy Conversion Systems Holdings, LLC | 4 |
| Combat Medical Systems, LLC | 4 |
| PST Associates, LLC | 2 |
| Bethel International, Inc. | 2 |
| Warren Oil Company, Inc. | 2 |
| ZF Meritor, LLC | 1 |
| Viking Tactics, Inc. | 1 |
| Trash Guard Incorporated | 1 |
| R.E. Mason Enterprises | 1 |
| Archangel Armor LLC | 1 |
| Archanged Armor LLC | 1 |
| M.J. Soffe LLC | 1 |
| Final Ride Products | 1 |
| F.W.D., LLC | 1 |
| ENSYSTEX INC. | 1 |
| Champion Hoist & Equipment Co., LLC | 1 |
| CelTech, Inc. | 1 |

Top 25 (or less) local inventors:

| Inventor | Company | Patents |
|-------------------------|---|---------|
| James H. Jones | Static Control Components, Inc. | 26 |
| Todd M. Kinsella | Rigel Pharmaceuticals, Inc. | 12 |
| L. Steven Cline | Purolator Filters NA LLC | 9 |
| Robert Allan Morris | Eaton Corporation | 8 |
| Matthew J. Morton | Static Control Components, Inc. | 7 |
| Jimmy E. Marks | Tyco Electronics Corporation | 6 |
| Robert A. Morris | Eaton Corporation | 6 |
| Allen Buhr Wright | Purolator Filters NA LLC | 5 |
| Corey Russ | Combat Medical Systems, LLC | 4 |
| Kenneth B. Wiseman, Jr. | Lem Solutions, LLC | 4 |
| William D. Cottrell | Lem Solutions, LLC | 4 |
| Brian L. McMurray | McMurray Fabrics, Inc. | 3 |
| Dennis Edward Curtin | E. I. du Pont de Nemours and Company | 3 |
| L. Steven Cline | Arvin Technologies, Inc. | 3 |
| L. Steven Cline | Mann+Hummel Purolator Filters LLC | 3 |
| Marsha Jean Harris | Eaton Corporation | 3 |
| Rajan Ahuja | Purolator Filters NA LLC | 3 |
| Ralph Birchard Lloyd | E I du Pont de Nemours and Company | 3 |
| Allen B. Wright | Arvin Technologies, Inc. | 2 |
| Alvin Leon Farthing | Energy Conversion Systems Holdings, LLC | 2 |
| Charles Joseph Noelke | E I du Pont de Nemours and Company | 2 |

| | | |
|------------------------|---|---|
| David Altfeder | TROY GROUP, INC. | 2 |
| Douglas G. Torr | PST Associates, LLC | 2 |
| Jason McLamb Honeycutt | Deere & Company | 2 |
| Jeffrey W. Lucas | International Business Machines Corporation | 2 |

> FAYETTEVILLE-SPRINGDALE-ROGERS, AR-MO [22220]

List of 61 included communities:

ANDERSON, MO; AVOCA, AR; BELLA VISTA, AR; BENTONVILLE, AR; CANEHILL, AR; CAVE SPRINGS, AR; CENTERTON, AR; COMBS, AR; DECATUR, AR; ELKINS, AR; ELM SPRINGS, AR; EUREKA SPRINGS, AR; EVANSVILLE, AR; EXETER, MO; FARMINGTON, AR; FAYETTEVILLE, AR; GARFIELD, AR; GATEWAY, AR; GENTRY, AR; GOODMAN, MO; GOSHEN, AR; GRAVETTE, AR; GREENLAND, AR; HINDSVILLE, AR; HIWASSE, AR; HUNTSVILLE, AR; JOHNSON, AR; KINGSTON, AR; LANAGAN, MO; LINCOLN, AR; LOWELL, AR; MAYSVILLE, AR; MORROW, AR; NATURAL DAM, AR; NEOSHO, MO; NOEL, MO; OARK, AR; PEA RIDGE, AR; PETTIGREW, AR; PINEVILLE, MO; POWELL, MO; PRAIRIE GROVE, AR; ROCKY COMFORT, MO; ROGERS, AR; SAINT PAUL, AR; SELIGMAN, MO; SENECA, MO; SILOAM SPRINGS, AR; SOUTH WEST CITY, MO; SPRINGDALE, AR; STELLA, MO; SULPHUR SPRINGS, AR; SUMMERS, AR; TIFF CITY, MO; TONTITOWN, AR; VAN BUREN, AR; WASHBURN, MO; WESLEY, AR; WEST FORK, AR; WINSLOW, AR; WITTER, AR

Economics:

| Indiv Tax Returns | Cum Indiv Income | Co Tax Returns | Cum Co Income |
|-------------------|------------------|----------------|---------------|
| 351890 | 21787401000 | 18610 | 545242000 |

Entity Counts:

| Org Type | Count |
|----------|-------|
| Company | 72 |
| HigherEd | 5 |

72 IP-based companies out of 18610 business tax returns = 0.39% in IP company density.

| Year | Est Population | Inventors | Inv / 1000 | Patents | Local Cos | Art Classes |
|------|----------------|-----------|------------|---------|-----------|-------------|
| 2005 | | 50 | | 34 | 8 | 31 |
| 2006 | | 59 | | 50 | 16 | 39 |
| 2007 | | 64 | | 46 | 10 | 42 |
| 2008 | | 49 | | 41 | 9 | 34 |
| 2009 | | 66 | | 39 | 7 | 37 |
| 2010 | 463204 | 60 | 0.13 | 46 | 9 | 38 |
| 2011 | 474222 | 96 | 0.2 | 60 | 13 | 49 |
| 2012 | 483029 | 94 | 0.19 | 70 | 15 | 53 |
| 2013 | 492375 | 118 | 0.24 | 88 | 13 | 53 |
| 2014 | 501653 | 125 | 0.25 | 96 | 13 | 56 |

| Inventors | Patents |
|-------------|---------|
| Totals: 531 | 570 |

Top 25 Art Classes:

| Art Class (code) | Patents | % this metro | % top 250 |
|---|---------|--------------|-----------|
| Chemistry: molecular biology and microbiology... (435) | 20 | 3.5% | 0.1% |
| Communications: electrical... (340) | 20 | 3.5% | 0.2% |
| Data processing: financial, business practice, man... (705) | 18 | 3.2% | 0.1% |
| Registers... (235) | 18 | 3.2% | 0.3% |
| Drug, bio-affecting and body treating compositions... (424) | 16 | 2.8% | 0.1% |
| Butchering... (452) | 12 | 2.1% | 3% |
| Endless belt power transmission systems or compone... (474) | 12 | 2.1% | 4% |
| Drug, bio-affecting and body treating compositions... (514) | 10 | 1.8% | 0% |
| Chemistry: analytical and immunological testing... (436) | 9 | 1.6% | 0.3% |
| Stock material or miscellaneous articles... (428) | 9 | 1.6% | 0.1% |

| | | | |
|---|---|------|------|
| Compositions... (252) | 8 | 1.4% | 0.4% |
| Land vehicles... (280) | 8 | 1.4% | 0.1% |
| Organic compounds -- part of the class 532-570 ser... (554) | 8 | 1.4% | 1.3% |
| Chemistry: electrical and wave energy... (204) | 7 | 1.2% | 0.3% |
| Fishing, trapping, and vermin destroying... (43) | 7 | 1.2% | 0.8% |
| Multicellular living organisms and unmodified part... (800) | 7 | 1.2% | 0.1% |
| Semiconductor device manufacturing: process... (438) | 7 | 1.2% | 0% |
| Animal husbandry... (119) | 6 | 1.1% | 0.3% |
| Boring or penetrating the earth... (175) | 6 | 1.1% | 0.3% |
| Coating implements with material supply... (401) | 6 | 1.1% | 0.7% |
| Food or edible material: processes, compositions, ... (426) | 6 | 1.1% | 0.3% |
| Liquid purification or separation... (210) | 6 | 1.1% | 0.1% |
| Metal founding... (164) | 6 | 1.1% | 0.7% |
| Television... (348) | 6 | 1.1% | 0.1% |
| Wells... (166) | 6 | 1.1% | 0.1% |

Patents (by local inventors) assigned to local companies (top 25 or less):
 NOTE: this company count is likely less than the total company account above
 because the above count includes local companies with non-local inventors.

| Company Name | Patents |
|---|---------|
| Wal-Mart Stores, Inc. | 51 |
| Stout Stuff, LLC | 26 |
| Tyson Foods, Inc. | 12 |
| Arkansas Power Electronics International, Inc. | 11 |
| Alto U.S. Inc. | 9 |
| Assembled Products Corporation | 7 |
| Pace Industries, LLC | 4 |
| Space Photonics, Inc. | 4 |
| Stribling Packaging, Inc. | 4 |
| TruTrak Flight Systems, Inc. | 4 |
| Cyclewood Solutions, Inc. | 3 |
| BioBased Technologies LLC | 3 |
| Greenland Composites, Inc. | 3 |
| JT Sports LLC | 3 |
| Mack-Ray, Inc. | 3 |
| Process Dynamics, Inc. | 3 |
| The Board of Trustees of the University of Arkansas | 3 |
| University of Arkansas, Division of Agriculture | 3 |
| Battery Dynamics Group, LLC | 2 |
| Bioengineering Resources, Inc. | 2 |
| Board of Trustees of the University of Arkansas | 2 |
| EquityNet, LLC | 2 |
| Fairkeep Products, LLC | 2 |
| NanoMech, Inc. | 2 |
| Pinotage L.L.C. | 2 |

Top 25 (or less) local inventors:

| Inventor | Company | Patents |
|-----------------------|---|---------|
| Andrew Bojie | Stout Stuff, LLC | 20 |
| Thomas Lawson | Stout Stuff, LLC | 14 |
| Bruce W. Wilkinson | Wal-Mart Stores, Inc. | 13 |
| Xiaogang Peng | The Board of Trustees of the University of Arkansas | 12 |
| John R. Fraley | Siemens Energy, Inc. | 11 |
| Bryon Western | Siemens Energy, Inc. | 10 |
| Christopher E. Chance | Stout Stuff, LLC | 9 |
| Jake Mackenzie Houser | Stout Stuff, LLC | 9 |
| Anthony E. Lannutti | Dayco IP Holdings, LLC | 8 |
| Brice McPherson | Siemens Energy, Inc. | 7 |
| Dustin Imel | E-Z-Dock, Inc. | 7 |

| | | |
|--------------------------|--|---|
| John Reuben Clark | The Board of Trustees of the University of Arkansa | 7 |
| Roberto Schupbach | Siemens Energy, Inc. | 7 |
| Timothy Hart | Stout Stuff, LLC | 7 |
| Alexander B. Lostetter | Siemens Energy, Inc. | 6 |
| Bryon Western | Arkansas Power Electronics International, Inc. | 6 |
| James E. Welch, Jr. | FNA IP Holdings, Inc. | 6 |
| James N. Moore | The Board of Trustees of the University of Arkansa | 6 |
| James Ruff | Tyson Foods, Inc. | 6 |
| John R. Fraley | Arkansas Power Electronics International, Inc. | 6 |
| Robert Maurice Lynch, IV | The Procter & Gamble Company | 6 |
| Andrew Bojie | Stribling Packaging, Inc. | 5 |
| Brice McPherson | Arkansas Power Electronics International, Inc. | 5 |
| Ching-Whan Ko | Ineos Bio Limited | 5 |
| Ching-Whan Ko | INEOS Bio SA | 5 |

> FLINT, MI [22420]

List of 27 included communities:

ATLAS, MI; BIRCH RUN, MI; BURT, MI; BURTON, MI; BYRON, MI; CLIO, MI; COLUMBIAVILLE, MI; DAVISON, MI; DURAND, MI; FENTON, MI; FLINT, MI; FLUSHING, MI; GAINES, MI; GENESEE, MI; GOODRICH, MI; GRAND BLANC, MI; HOLLY, MI; LENNON, MI; LINDEN, MI; MILLINGTON, MI; MONTROSE, MI; MOUNT MORRIS, MI; NEW LOTHROP, MI; ORTONVILLE, MI; OTISVILLE, MI; OTTER LAKE, MI; SWARTZ CREEK, MI

Economics:

| Indiv Tax Returns | Cum Indiv Income | Co Tax Returns | Cum Co Income |
|-------------------|------------------|----------------|---------------|
| 234010 | 11224547000 | 8360 | 312758000 |

Entity Counts:

| Org Type | Count |
|------------|-------|
| Company | 48 |
| Foundation | 1 |
| HigherEd | 1 |

48 IP-based companies out of 8360 business tax returns = 0.57% in IP company density.

| Year | Est Population | Inventors | Inv / 1000 | Patents | Local Cos | Art Classes |
|------|----------------|-----------|------------|---------|-----------|-------------|
| 2005 | | 229 | | 228 | 7 | 96 |
| 2006 | | 246 | | 265 | 13 | 98 |
| 2007 | | 222 | | 219 | 9 | 89 |
| 2008 | | 183 | | 195 | 6 | 89 |
| 2009 | | 215 | | 225 | 6 | 88 |
| 2010 | 425790 | 226 | 0.53 | 249 | 4 | 97 |
| 2011 | 421716 | 232 | 0.55 | 259 | 6 | 97 |
| 2012 | 418058 | 233 | 0.56 | 280 | 4 | 103 |
| 2013 | 415623 | 274 | 0.66 | 329 | 6 | 99 |
| 2014 | 412895 | 290 | 0.7 | 353 | 10 | 108 |

| Inventors | Patents |
|--------------|---------|
| Totals: 1404 | 2602 |

Top 25 Art Classes:

| Art Class (code) | Patents | % this metro | % top 250 |
|---|---------|--------------|-----------|
| Data processing: vehicles, navigation, and relativ... (701) | 300 | 11.5% | 3.4% |
| Internal-combustion engines... (123) | 222 | 8.5% | 4.8% |
| Land vehicles... (280) | 179 | 6.9% | 3.3% |
| Land vehicles: bodies and tops... (296) | 129 | 5% | 3% |
| Communications: electrical... (340) | 91 | 3.5% | 0.8% |
| Chairs and seats... (297) | 54 | 2.1% | 1.8% |
| Motor vehicles... (180) | 52 | 2% | 2.4% |
| Electrical connectors... (439) | 40 | 1.5% | 0.6% |
| Surgery: splint, brace, or bandage... (602) | 40 | 1.5% | 1.4% |
| Planetary gear transmission systems or components... (475) | 39 | 1.5% | 2.3% |
| Communications: radio wave antennas... (343) | 38 | 1.5% | 1.3% |
| Data processing: measuring, calibrating, or testin... (702) | 27 | 1% | 0.3% |
| Interrelated power delivery controls, including en... (477) | 27 | 1% | 4.2% |
| Telecommunications... (455) | 27 | 1% | 0.1% |

| | | | |
|---|----|------|------|
| Chemistry: electrical current producing apparatus,... (429) | 25 | 1% | 0.6% |
| Electric heating... (219) | 24 | 0.9% | 0.7% |
| Package and article carriers... (224) | 24 | 0.9% | 2.8% |
| Measuring and testing... (73) | 23 | 0.9% | 1.2% |
| Fluid handling... (137) | 22 | 0.8% | 0.8% |
| Stock material or miscellaneous articles... (428) | 21 | 0.8% | 0.3% |
| Rotary shafts, gudgeons, housings, and flexible co... (464) | 19 | 0.7% | 5.5% |
| Chemical apparatus and process disinfecting, deodo... (422) | 18 | 0.7% | 0.4% |
| Land vehicles: dumping... (298) | 18 | 0.7% | 0.8% |
| Metal deforming... (72) | 18 | 0.7% | 6.8% |
| Closure fasteners... (292) | 17 | 0.7% | 1.5% |

Patents (by local inventors) assigned to local companies (top 25 or less):
 NOTE: this company count is likely less than the total company account above
 because the above count includes local companies with non-local inventors.

| Company Name | Patents |
|------------------------------|---------|
| Eastman Holding Company | 16 |
| Eastman Outdoors, Inc. | 10 |
| Contour Fabricators, Inc. | 9 |
| Structural Plastics, Inc. | 7 |
| Kettering University | 6 |
| Fernco, Inc. | 5 |
| Hougen Manufacturing, Inc. | 4 |
| Receptec Holdings, LLC | 3 |
| Bar's Products, Inc. | 2 |
| Genesee Polymers Corp. | 2 |
| K Tech Designs, L.L.C. | 2 |
| Rapid Brands Corporation | 2 |
| Security Packaging, Inc. | 2 |
| Sharklids Eyegear, LLC | 2 |
| U.S. Speedo, Inc. | 2 |
| WWM Enterprises, Inc. | 2 |
| Genesee Packaging, Inc. | 1 |
| Hogue Family Foundation | 1 |
| Hensley Manufacturing, Inc. | 1 |
| Gorilla Inc. | 1 |
| Genesee Polymers Corporation | 1 |
| Exaconnect Corp. | 1 |
| Epiq, Sensor-Nite USA, Inc. | 1 |
| Elite Products | 1 |
| Eastman Outdoors Inc. | 1 |

Top 25 (or less) local inventors:

| Inventor | Company | Patents |
|----------------------|---|---------|
| Joseph F. Szczerba | GM Global Technology Operations LLC | 44 |
| Paul A. Bauerle | General Motors Corporation | 23 |
| William D. McKay | The Hartz Mountain Corporation | 21 |
| Kerfegar K. Katrak | General Motors Corporation | 19 |
| David Menzies | Lear Corporation | 18 |
| Edward D. Tate, Jr. | GM Global Technology Operations LLC | 18 |
| Jeffrey M. Aftanas | JAC Products, Inc. | 17 |
| Marvin V. Manwaring | Delphi Technologies, Inc. | 17 |
| William R. Livengood | Delphi Technologies, Inc. | 17 |
| Charles Scott Nelson | Delphi Technologies, Inc. | 16 |
| Korkut Yegin | Delphi Technologies, Inc. | 15 |
| Bryan Busha | Irvin Automotive Products, Inc. | 14 |
| Melvin L. Tinnin | Steering Solutions IP Holding Corporation | 14 |
| Kerfegar K. Katrak | GM Global Technology Operations LLC | 13 |
| Michael C. Clark | Tapco International Corporation | 13 |

| | | |
|-----------------------|---------------------------------------|----|
| Paul A. Bauerle | GM Global Technology Operations, Inc. | 13 |
| Thomas E. Bolander | General Motors Corporation | 13 |
| Ayman Duzdar | Laird Technologies, Inc. | 12 |
| Kerfegar K. Katrak | GM Global Technology Operations, Inc. | 12 |
| Stephen Paul Levijoki | GM Global Technology Operations LLC | 12 |
| David R. Staley | GM Global Technology Operations LLC | 11 |
| David W. Taylor | Donnelly Corporation | 11 |
| Frederick J. Rozario | GM Global Technology Operations, Inc. | 11 |
| Shawn G. Quinn | GM Global Technology Operations LLC | 11 |
| Timothy A. DePottey | Autoliv ASP, Inc. | 11 |

> FLORENCE, SC [22500]

List of 17 included communities:

ANDREWS, SC; COWARD, SC; DARLINGTON, SC; EFFINGHAM, SC; FLORENCE, SC; HARTSVILLE, SC; HEMINGWAY, SC; JOHNSONVILLE, SC; LAKE CITY, SC; LAMAR, SC; LYDIA, SC; MC BEE, SC; OLANTA, SC; PAMPLICO, SC; SCRANTON, SC; SOCIETY HILL, SC; TIMMONSVILLE, SC

Economics:

| Indiv Tax Returns | Cum Indiv Income | Co Tax Returns | Cum Co Income |
|-------------------|------------------|----------------|---------------|
| 130820 | 5984271000 | 4680 | 158324000 |

Entity Counts:

| Org Type | Count |
|----------|-------|
| Company | 17 |

17 IP-based companies out of 4680 business tax returns = 0.36% in IP company density.

| Year Est Population | Inventors | Inv / 1000 | Patents | Local Cos | Art Classes |
|---------------------|-----------|------------|---------|-----------|-------------|
| 2005 | 46 | | 36 | 4 | 22 |
| 2006 | 64 | | 55 | 4 | 33 |
| 2007 | 54 | | 36 | 4 | 21 |
| 2008 | 31 | | 24 | 4 | 16 |
| 2009 | 35 | | 25 | 4 | 18 |
| 2010 205566 | 43 | 0.21 | 32 | 3 | 21 |
| 2011 205746 | 26 | 0.13 | 23 | 3 | 15 |
| 2012 206225 | 57 | 0.28 | 38 | 5 | 28 |
| 2013 206380 | 66 | 0.32 | 39 | 5 | 25 |
| 2014 207030 | 65 | 0.31 | 46 | 7 | 23 |

| Inventors | Patents |
|-------------|---------|
| Totals: 304 | 354 |

Top 25 Art Classes:

| Art Class (code) | Patents | % this metro | % top 250 |
|---|---------|--------------|-----------|
| Electricity: measuring and testing... (324) | 57 | 16.1% | 0.7% |
| Electric heating... (219) | 25 | 7.1% | 0.8% |
| Receptacles... (220) | 16 | 4.5% | 0.8% |
| Stock material or miscellaneous articles... (428) | 16 | 4.5% | 0.2% |
| Electricity: magnetically operated switches, magne... (335) | 12 | 3.4% | 0.9% |
| Fire escape, ladder, or scaffold... (182) | 12 | 3.4% | 1.8% |
| Multicellular living organisms and unmodified part... (800) | 12 | 3.4% | 0.2% |
| Winding, tensioning, or guiding... (242) | 10 | 2.8% | 1.1% |
| Drug, bio-affecting and body treating compositions... (514) | 8 | 2.3% | 0% |
| Adhesive bonding and miscellaneous chemical manufa... (156) | 5 | 1.4% | 0.1% |
| Flexible bags... (383) | 5 | 1.4% | 1.2% |
| Organic compounds -- part of the class 532-570 ser... (544) | 5 | 1.4% | 0.5% |
| Special receptacle or package... (206) | 5 | 1.4% | 0.2% |
| Dispensing... (222) | 4 | 1.1% | 0.2% |
| Envelopes, wrappers, and paperboard boxes... (229) | 4 | 1.1% | 0.6% |
| Land vehicles: bodies and tops... (296) | 4 | 1.1% | 0.1% |
| Liquid purification or separation... (210) | 4 | 1.1% | 0.1% |

| | | | |
|---|---|------|------|
| Organic compounds -- part of the class 532-570 ser... (546) | 4 | 1.1% | 0.2% |
| Organic compounds -- part of the class 532-570 ser... (560) | 4 | 1.1% | 0.8% |
| Paper making and fiber liberation... (162) | 4 | 1.1% | 0.3% |
| Refrigeration... (62) | 4 | 1.1% | 0.5% |
| Superconductor technology: apparatus, material, pr... (505) | 4 | 1.1% | 2.1% |
| Supports... (248) | 4 | 1.1% | 0.1% |
| Synthetic resins or natural rubbers -- part of the... (522) | 4 | 1.1% | 0.3% |
| Synthetic resins or natural rubbers -- part of the... (528) | 4 | 1.1% | 0.2% |

Patents (by local inventors) assigned to local companies (top 25 or less):
 NOTE: this company count is likely less than the total company account above because the above count includes local companies with non-local inventors.

| Company Name | Patents |
|--|---------|
| Sonoco Development, Inc. | 88 |
| The ESAB Group, Inc. | 25 |
| Aluminum Ladder Company | 13 |
| Sam Carbis Asset Management, LLC | 9 |
| Hilex Poly Co., LLC | 4 |
| Sonoco Development Inc. | 3 |
| Irix Pharmaceuticals, Inc. | 2 |
| Wellman Plastics Recycling, LLC | 1 |
| Superior Machine Co. of South Carolina, Inc. | 1 |
| Sonoco Development, Inc. | 1 |
| SONOCO DEVELOPMENT INCORPORATED | 1 |
| Safe Rack LLC | 1 |
| Advanced Building Concepts, LLC | 1 |
| DeGen Medical, Inc. | 1 |
| Anderson Brass Company | 1 |
| American Spool and Packaging, Inc. | 1 |

Top 25 (or less) local inventors:

| Inventor | Company | Patents |
|--------------------------------|--|---------|
| Longzhi Jiang | General Electric Company | 16 |
| Timothy John Havens | General Electric Company | 11 |
| Scott William Huffer | Sonoco Development, Inc. | 9 |
| David C. Griffin | The ESAB Group, Inc. | 8 |
| Ronald W. Bennett | Aluminum Ladder Company | 8 |
| Weijun Shen | General Electric Company | 8 |
| Yuri Lvovsky | General Electric Company | 8 |
| Jeffrey M. Schuetz | Sonoco Development, Inc. | 6 |
| Wayne Stanley Severance, Jr. | The ESAB Group, Inc. | 6 |
| Xiaokai Niu | Sonoco Development, Inc. | 6 |
| Ariel A. Szogi | The United States of America, as represented by th | 5 |
| John Scaturro, Jr. | General Electric Company | 5 |
| Lawrence E. Renck | Sonoco Development, Inc. | 5 |
| Matias B. Vanotti | The United States of America, as represented by th | 5 |
| Pingsheng Zhang | Hoffmann-La Roche Inc. | 5 |
| Saikat Saha | General Electric Company | 5 |
| Scott W. Huffer | Sonoco Development, Inc. | 5 |
| Thomas Cleary | Hoffmann-La Roche Inc. | 5 |
| Weijun Shen | GE Medical Systems Global Technology Company, LLC | 5 |
| David E. Rhodes | Sonoco Development, Inc. | 4 |
| Harry B. Wilfong, Jr. | Hilex Poly Co., LLC | 4 |
| Jian-She Wang | General Electric Company | 4 |
| Jinhua Huang | General Electric Company | 4 |
| Johannes Wilhelmus van de Camp | Sonoco Development, Inc. | 4 |
| Subir K. Dey | Sonoco Development, Inc. | 4 |

> FORT COLLINS-LOVELAND, CO [22660]

List of 19 included communities:

ALLENSPARK, CO; BELLVUE, CO; BERTHOUD, CO; CARR, CO; DRAKE, CO; ESTES PARK, CO; FORT COLLINS, CO; GLEN HAVEN, CO; JELM, WY; LAPORTE, CO; LIVERMORE, CO; LONGMONT, CO; LOVELAND, CO; LYONS, CO; MASONVILLE, CO; RED FEATHER LAKES, CO; TIMNATH, CO; WELLINGTON, CO; WINDSOR, CO

Economics:

| Indiv Tax Returns | Cum Indiv Income | Co Tax Returns | Cum Co Income |
|-------------------|------------------|----------------|---------------|
| 199240 | 14137475000 | 19160 | 472876000 |

Entity Counts:

| Org Type | Count |
|----------|-------|
| Company | 294 |
| HigherEd | 2 |

294 IP-based companies out of 19160 business tax returns = 1.53% in IP company density.

| Year | Est Population | Inventors | Inv / 1000 | Patents | Local Cos | Art Classes |
|------|----------------|-----------|------------|---------|-----------|-------------|
| 2005 | | 901 | | 786 | 43 | 157 |
| 2006 | | 1076 | | 966 | 50 | 171 |
| 2007 | | 920 | | 812 | 38 | 157 |
| 2008 | | 805 | | 684 | 39 | 153 |
| 2009 | | 847 | | 742 | 47 | 141 |
| 2010 | 299630 | 959 | 3.2 | 866 | 48 | 166 |
| 2011 | 305241 | 883 | 2.89 | 796 | 50 | 167 |
| 2012 | 310835 | 881 | 2.83 | 879 | 56 | 169 |
| 2013 | 316494 | 1078 | 3.41 | 1011 | 71 | 177 |
| 2014 | 324122 | 1164 | 3.59 | 1141 | 75 | 174 |

| | Inventors | Patents |
|---------|-----------|---------|
| Totals: | 5369 | 8683 |

Top 25 Art Classes:

| Art Class (code) | Patents | % this metro | % top 250 |
|---|---------|--------------|-----------|
| Dynamic magnetic information storage or retrieval... (360) | 453 | 5.2% | 7.8% |
| Error detection/correction and fault detection/rec... (714) | 414 | 4.8% | 3.6% |
| Surgery... (606) | 339 | 3.9% | 2.6% |
| Electrical computers and digital processing system... (711) | 332 | 3.8% | 2.9% |
| Computer-aided design and analysis of circuits and... (716) | 268 | 3.1% | 4.3% |
| Facsimile and static presentation processing... (358) | 260 | 3% | 6% |
| Electrical computers and digital processing system... (713) | 213 | 2.5% | 1.7% |
| Television... (348) | 204 | 2.3% | 3% |
| Electrical computers and digital processing system... (709) | 193 | 2.2% | 0.7% |
| Dynamic information storage or retrieval... (369) | 190 | 2.2% | 16.3% |
| Computer graphics processing and selective visual ... (345) | 188 | 2.2% | 1.6% |
| Electrical computers and digital data processing s... (710) | 174 | 2% | 2.8% |
| Image analysis... (382) | 169 | 1.9% | 1.2% |
| Drug, bio-affecting and body treating compositions... (514) | 163 | 1.9% | 0.7% |
| Data processing: database and file management or d... (707) | 160 | 1.8% | 0.7% |
| Data processing: measuring, calibrating, or testin... (702) | 143 | 1.6% | 1.6% |

| | | | |
|---|-----|------|------|
| Electricity: electrical systems and devices... (361) | 139 | 1.6% | 1.6% |
| Chemistry: molecular biology and microbiology... (435) | 138 | 1.6% | 0.8% |
| Electricity: measuring and testing... (324) | 125 | 1.4% | 1.6% |
| Radiation imagery chemistry: process, composition,... (430) | 123 | 1.4% | 3.8% |
| Multiplex communications... (370) | 119 | 1.4% | 0.4% |
| Active solid-state devices (e.g., transistors, sol... (257) | 93 | 1.1% | 0.5% |
| Miscellaneous active electrical nonlinear devices,... (327) | 93 | 1.1% | 2% |
| Pulse or digital communications... (375) | 92 | 1.1% | 0.7% |
| Surgery... (600) | 91 | 1% | 0.8% |

Patents (by local inventors) assigned to local companies (top 25 or less):
 NOTE: this company count is likely less than the total company account above
 because the above count includes local companies with non-local inventors.

| Company Name | Patents |
|---|---------|
| Otter Products, LLC | 283 |
| Colorado State University Research Foundation | 106 |
| Water Pik, Inc. | 96 |
| Advanced Energy Industries, Inc. | 84 |
| Maxtor Corporation | 70 |
| Bison Designs, LLC | 64 |
| Inphase Technologies, Inc. | 58 |
| Heska Corporation | 40 |
| Hach Company | 39 |
| Woodward Governor Company | 30 |
| Dot Hill Systems Corporation | 23 |
| Woodward, Inc. | 22 |
| DPHI Acquisitions, Inc. | 20 |
| Bison Designs, L.L.C. | 18 |
| High Voltage Graphics, Inc. | 18 |
| Value Plastics, Inc. | 16 |
| Ice Energy, Inc. | 15 |
| NanoProducts Corporation | 15 |
| Colorado vNet, LLC | 12 |
| AMPT, LLC | 11 |
| DigitalGlobe, Inc. | 11 |
| Sunrise Medical HHG Inc. | 9 |
| TAC Technologies, LLC | 9 |
| Raymond & Lae Engineering, Inc. | 7 |
| Sonora Medical Systems, Inc. | 7 |

Top 25 (or less) local inventors:

| Inventor | Company | Patents |
|-----------------------|---|---------|
| Curtis R. Richardson | Otter Products, LLC | 76 |
| Richard Fitzpatrick | Magpul Industries Corporation | 69 |
| Steven J. Simske | Hewlett-Packard Development Company, L.P. | 65 |
| Brian James Kelleghan | Bison Designs, LLC | 62 |
| James G. Metz | Martek Biosciences Corporation | 55 |
| Cameron Magness | Otter Products, LLC | 44 |
| Ron J. Kadlec | DPHI Acquisitions, Inc. | 41 |
| Stephen Willes | Otter Products, LLC | 41 |
| Duane E. Kerr | Covidien LP | 39 |
| Hongwei Song | LSI Corporation | 38 |
| Jamie L. Johnson | Otter Products, LLC | 35 |
| Alan Morine | Otter Products, LLC | 34 |
| Donald J. Stavely | Hewlett-Packard Development Company, L.P. | 34 |
| Philip B. James-Roxy | Xilinx, Inc. | 32 |
| Weijun Tan | LSI Corporation | 32 |
| Charles R. Watt | DPHI Acquisitions, Inc. | 31 |
| Leland C. Leber | Water Pik, Inc. | 31 |

| | | |
|------------------------|---|----|
| Ting Tao | Eastman Kodak Company | 31 |
| Joan L. Mitchell | International Business Machines Corporation | 30 |
| Ronald E. Pelrine | SRI International | 30 |
| Nenad Rijavec | International Business Machines Corporation | 29 |
| Richard M. Fitzpatrick | Magpul Industries Corp. | 29 |
| Jane Michie | Otter Products, LLC | 28 |
| Joan LaVerne Mitchell | International Business Machines Corporation | 28 |
| Lucas Weller | Otter Products, LLC | 27 |

> FORT SMITH, AR-OK [22900]

List of 67 included communities:

ALIX, AR; ALMA, AR; ALTUS, AR; ARKOMA, OK; BARLING, AR; BOKOSHE, OK; BOONEVILLE, AR; BRANCH, AR; BUNCH, OK; CAMERON, OK; CECIL, AR; CEDARVILLE, AR; CHARLESTON, AR; CHESTER, AR; COMBS, AR; DYER, AR; ELKINS, AR; FANSHAWE, OK; FORT SMITH, AR; GANS, OK; GORE, OK; GREENWOOD, AR; HACKETT, AR; HARTFORD, AR; HEAVENER, OK; HODGEN, OK; HOWE, OK; HUGO, OK; HUNTINGTON, AR; KEOTA, OK; KIAMICHI CHRISTIAN MISSION, OK; LAVACA, AR; LEFLORE, OK; MAGAZINE, AR; MANSFIELD, AR; MARBLE CITY, OK; MCCURTAIN, OK; MENA, AR; MIDLAND, AR; MOFFETT, OK; MONROE, OK; MOUNTAINBURG, AR; MULBERRY, AR; MULDROW, OK; MUSE, OK; NATURAL DAM, AR; OZARK, AR; PANAMA, OK; PARIS, AR; POCOLA, OK; POTEAU, OK; PRAIRIE GROVE, AR; RATCLIFF, AR; ROLAND, OK; RUDY, AR; SALLISAW, OK; SHADY POINT, OK; SMITHVILLE, OK; SPIRO, OK; TALIHINA, OK; UNIONTOWN, AR; VAN BUREN, AR; VIAN, OK; WEST FORK, AR; WHITESBORO, OK; WINSLOW, AR; WISTER, OK

Economics:

| Indiv Tax Returns | Cum Indiv Income | Co Tax Returns | Cum Co Income |
|-------------------|------------------|----------------|---------------|
| 159910 | 7224746000 | 7120 | 200150000 |

Entity Counts:

| Org Type | Count |
|----------|-------|
| Company | 17 |

17 IP-based companies out of 7120 business tax returns = 0.24% in IP company density.

| Year | Est Population | Inventors | Inv / 1000 | Patents | Local Cos | Art Classes |
|------|----------------|-----------|------------|---------|-----------|-------------|
| 2005 | | 13 | | 8 | 2 | 7 |
| 2006 | | 26 | | 17 | 3 | 17 |
| 2007 | | 7 | | 7 | 2 | 7 |
| 2008 | | 10 | | 7 | 1 | 6 |
| 2009 | | 17 | | 15 | 4 | 12 |
| 2010 | 280467 | 17 | 0.06 | 16 | 5 | 13 |
| 2011 | 281012 | 23 | 0.08 | 21 | 6 | 17 |
| 2012 | 280704 | 21 | 0.07 | 19 | 4 | 16 |
| 2013 | 279930 | 20 | 0.07 | 19 | 5 | 16 |
| 2014 | 279592 | 35 | 0.13 | 32 | 7 | 22 |

| Inventors | Patents |
|-------------|---------|
| Totals: 136 | 161 |

Top 25 Art Classes:

| Art Class (code) | Patents | % this metro | % top 250 |
|---|---------|--------------|-----------|
| Wells... (166) | 15 | 9.3% | 0.2% |
| Communications: electrical... (340) | 7 | 4.3% | 0.1% |
| Boring or penetrating the earth... (175) | 7 | 4.3% | 0.4% |
| Electrical generator or motor structure... (310) | 7 | 4.3% | 0.3% |
| Butchering... (452) | 6 | 3.7% | 1.5% |
| Metal founding... (164) | 5 | 3.1% | 0.6% |
| Railway wheels and axles... (295) | 4 | 2.5% | 0.5% |
| Drug, bio-affecting and body treating compositions... (424) | 3 | 1.9% | 0% |
| Conveyors: power-driven... (198) | 3 | 1.9% | 0.2% |
| Data processing: presentation processing of docume... (715) | 3 | 1.9% | 0% |
| Electrical computers and digital processing system... (713) | 3 | 1.9% | 0% |

| | | | |
|---|---|------|------|
| Exercise devices... (482) | 3 | 1.9% | 0.1% |
| Fire escape, ladder, or scaffold... (182) | 3 | 1.9% | 0.5% |
| Fishing, trapping, and vermin destroying... (43) | 3 | 1.9% | 0.3% |
| Weighing scales... (177) | 3 | 1.9% | 1.3% |
| Beds... (5) | 2 | 1.2% | 0.5% |
| Data processing: vehicles, navigation, and relativ... (701) | 2 | 1.2% | 0% |
| Electric resistance heating devices... (392) | 2 | 1.2% | 0.4% |
| Drug, bio-affecting and body treating compositions... (514) | 2 | 1.2% | 0% |
| Electrical connectors... (439) | 2 | 1.2% | 0% |
| Fences... (256) | 2 | 1.2% | 0.7% |
| Food or edible material: processes, compositions, ... (426) | 2 | 1.2% | 0.1% |
| Interactive video distribution systems... (725) | 2 | 1.2% | 0% |
| Land vehicles... (280) | 2 | 1.2% | 0% |
| Multiplex communications... (370) | 2 | 1.2% | 0% |

Patents (by local inventors) assigned to local companies (top 25 or less):
 NOTE: this company count is likely less than the total company account above
 because the above count includes local companies with non-local inventors.

| Company Name | Patents |
|------------------------------------|---------|
| Baldor Electric Company | 7 |
| Pruitt Tool & Supply Co. | 6 |
| Peterson Chemical Technology, Inc. | 3 |
| Cloyes Gear and Products, Inc. | 2 |
| Pruitt Group, Inc. | 2 |
| Sterling Clark Inc. | 1 |
| Six Degrees, LLC | 1 |
| Nalco One Source, LLC | 1 |
| L&W Equipment, Inc. | 1 |
| Jerk It, LLC | 1 |
| Hi-Tech Products, Inc. | 1 |
| G&L Soap Injection | 1 |
| Control Technologies, Inc. | 1 |
| Chick Cart Inc | 1 |
| CabinAyacht Patents Enterprize LLC | 1 |
| ABF Freight Systems, Inc. | 1 |
| ABF Freight System, Inc. | 1 |

Top 25 (or less) local inventors:

| Inventor | Company | Patents |
|-------------------------|--|---------|
| Bryon Western | Siemens Energy, Inc. | 9 |
| Grant Pruitt | Pruitt Tool & Supply Co. | 6 |
| James W. Chambers | Weatherford/Lamb, Inc. | 6 |
| Nhiem Cao | Cyclewood Solutions, Inc. | 6 |
| Bryon Western | Arkansas Power Electronics International, Inc. | 5 |
| Don M. Hannegan | Weatherford/Lamb, Inc. | 5 |
| Craig Alan Parsley | Klein Tools, Inc. | 4 |
| Jeffrey T. Gregory | Space Photonics, Inc. | 4 |
| Bruce W. Peterson | Peterson Chemical Technology, Inc. | 3 |
| Cris Braun | Pruitt Tool & Supply Co. | 3 |
| Glenn S. Trammell | Baldor Electric Company | 3 |
| Glenn Sterling Trammell | Baldor Electric Company | 3 |
| Michael Bomar | Pace Industries, LLC | 3 |
| Ronald T. Pagan | WeighTech, Inc. | 3 |
| Stephen S. Newell | WeighTech, Inc. | 3 |
| Bruce Brown | EBSCO Industries, Inc. | 2 |
| Carl Bergt | Rheem Manufacturing Company | 2 |
| Dale King | NV Bekaert SA | 2 |
| Grant Pruitt | Pruitt Group, Inc. | 2 |
| Joseph William Jarboe | EBSCO Industries, Inc. | 2 |

| | | |
|----------------------------|------------------------------------|---|
| Joseph William Jarboe, Jr. | EBSCO Industries, Inc. | 2 |
| Mark Andrew Christie | Tyson Foods, Inc. | 2 |
| Mark L. Crawford | Peterson Chemical Technology, Inc. | 2 |
| Paul D. McKim | RHEEM MANUFACTURING COMPANY | 2 |
| Randy R. Koivisto | Rheem Manufacturing Company | 2 |

> FORT WAYNE, IN [23060]

List of 39 included communities:

ARCOLA, IN; AUBURN, IN; BLUFFTON, IN; BRYANT, IN; CHURUBUSCO, IN; COLUMBIA CITY, IN; CRAIGVILLE, IN; DECATUR, IN; FORT WAYNE, IN; GENEVA, IN; GRABILL, IN; HARLAN, IN; HARTFORD CITY, IN; HOAGLAND, IN; HUNTERTOWN, IN; HUNTINGTON, IN; KEYSTONE, IN; LARWILL, IN; LEO, IN; LIBERTY CENTER, IN; MARION, IN; MARKLE, IN; MONROEVILLE, IN; MONTPELIER, IN; NEW HAVEN, IN; NORTH MANCHESTER, IN; OSSIAN, IN; PETROLEUM, IN; PIERCETON, IN; PONETO, IN; ROANOKE, IN; SOUTH WHITLEY, IN; SPENCERVILLE, IN; UNIONDALE, IN; VAN BUREN, IN; WARREN, IN; WOODBURN, IN; YODER, IN; ZANESVILLE, IN

Economics:

| Indiv Tax Returns | Cum Indiv Income | Co Tax Returns | Cum Co Income |
|-------------------|------------------|----------------|---------------|
| 322680 | 17525566000 | 19210 | 410165000 |

Entity Counts:

| Org Type | Count |
|------------|-------|
| Company | 131 |
| Foundation | 1 |

131 IP-based companies out of 19210 business tax returns = 0.68% in IP company density.

| Year Est Population | Inventors | Inv / 1000 | Patents | Local Cos | Art Classes |
|---------------------|-----------|------------|---------|-----------|-------------|
| 2005 | 211 | | 159 | 20 | 99 |
| 2006 | 209 | | 147 | 19 | 79 |
| 2007 | 206 | | 150 | 10 | 85 |
| 2008 | 159 | | 122 | 16 | 72 |
| 2009 | 168 | | 145 | 14 | 79 |
| 2010 416257 | 238 | 0.57 | 191 | 15 | 81 |
| 2011 419757 | 208 | 0.5 | 178 | 23 | 89 |
| 2012 421780 | 251 | 0.6 | 219 | 23 | 90 |
| 2013 424570 | 236 | 0.56 | 198 | 24 | 80 |
| 2014 427183 | 259 | 0.61 | 225 | 28 | 78 |

| Inventors | Patents |
|--------------|---------|
| Totals: 1344 | 1734 |

Top 25 Art Classes:

| Art Class (code) | Patents | % this metro | % top 250 |
|---|---------|--------------|-----------|
| Surgery... (606) | 189 | 10.9% | 1.4% |
| Prosthesis (i.e., artificial body members), parts ... (623) | 168 | 9.7% | 2.7% |
| Land vehicles... (280) | 36 | 2.1% | 0.7% |
| Communications: electrical... (340) | 33 | 1.9% | 0.3% |
| 192 clutches and power-stop control... (192) | 31 | 1.8% | 4.6% |
| Electrical generator or motor structure... (310) | 31 | 1.8% | 1.1% |
| Motor vehicles... (180) | 30 | 1.7% | 1.4% |
| Data processing: vehicles, navigation, and relativ... (701) | 29 | 1.7% | 0.3% |
| Land vehicles: bodies and tops... (296) | 29 | 1.7% | 0.7% |
| Electrical connectors... (439) | 27 | 1.6% | 0.4% |
| Electricity: motive power systems... (318) | 25 | 1.4% | 1.4% |
| Data processing: financial, business practice, man... (705) | 24 | 1.4% | 0.1% |
| Illumination... (362) | 24 | 1.4% | 0.5% |

| | | | |
|---|----|------|------|
| Surgery: splint, brace, or bandage... (602) | 24 | 1.4% | 0.9% |
| Plastic and nonmetallic article shaping or treatin... (264) | 23 | 1.3% | 0.7% |
| Pulse or digital communications... (375) | 23 | 1.3% | 0.2% |
| Surgery... (600) | 22 | 1.3% | 0.2% |
| Telecommunications... (455) | 22 | 1.3% | 0.1% |
| Dispensing... (222) | 21 | 1.2% | 1% |
| Animal husbandry... (119) | 20 | 1.2% | 1.1% |
| Electric heating... (219) | 20 | 1.2% | 0.6% |
| Internal-combustion engines... (123) | 19 | 1.1% | 0.4% |
| Work holders... (269) | 19 | 1.1% | 4.1% |
| Chairs and seats... (297) | 17 | 1% | 0.6% |
| Electricity: conductors and insulators... (174) | 17 | 1% | 0.6% |

Patents (by local inventors) assigned to local companies (top 25 or less):
 NOTE: this company count is likely less than the total company account above
 because the above count includes local companies with non-local inventors.

| Company Name | Patents |
|---|---------|
| Rieke Corporation | 39 |
| PHD, Inc. | 32 |
| Press-Seal Gasket Corporation | 11 |
| Tippmann Sports, LLC | 10 |
| Fort Wayne Metals Research Products Corporation | 9 |
| Tuthill Corporation | 9 |
| L.H. Carbide Corporation | 6 |
| Franklin Electric Co., Inc. | 5 |
| Solstice Medical, LLC | 5 |
| Wabash Technologies, Inc. | 5 |
| Dura-Trac Motors, Inc. | 4 |
| General Manufacturing, Inc. | 4 |
| Hinsey's Pro Paint, Inc. | 4 |
| Nanovis, LLC | 4 |
| Novae Corporation | 4 |
| American Griddle Corporation | 3 |
| Apollo Design Technology, Inc. | 3 |
| Home Reserve, Inc. | 3 |
| Rethceif Enterprises, LLC | 3 |
| Shuttleworth, Inc. | 3 |
| Vera Bradley Designs, Inc. | 3 |
| Excellon Technologies, Inc. | 2 |
| Franklin Electric Co., Ltd. | 2 |
| Franklin Electric Company, Inc. | 2 |
| Hercules Machinery Corporation | 2 |

Top 25 (or less) local inventors:

| Inventor | Company | Patents |
|---------------------|--|---------|
| Bruce D. McIntosh | PHD, Inc. | 22 |
| Franz Mueller | International Truck and Engine Corporation Canada | 18 |
| Gary M. Baughman | Rieke Corporation | 16 |
| James C. Bradley | International Truck Intellectual Property Company, | 16 |
| Mark R. DiSilvestro | DePuy Products, Inc. | 16 |
| Kenneth A. Steele | PHD, Inc. | 15 |
| Jody L. Claypool | Zimmer, Inc. | 14 |
| Kris K. Timmerman | International Truck and Engine Corporation Canada | 13 |
| L. David Allendorph | International Truck Intellectual Property Company, | 13 |
| Spencer D. Reese | Gentex Corporation | 12 |
| Gerald L. Larson | International Truck Intellectual Property Company, | 11 |
| Joseph A. Bell | International Truck Intellectual Property Company, | 11 |
| Lynn A. Brooks | Rieke Corporation | 11 |
| Rodney J. Klinger | International Truck Intellectual Property Company, | 11 |

| | | |
|---------------------|--|----|
| Joseph G. Wyss | DePuy Products, Inc. | 10 |
| Marcey K. Collins | International Truck Intellectual Property Company, | 10 |
| Paul A. Littrell | Brammall, Inc. | 10 |
| Adam M. Griner | Zimmer, Inc. | 9 |
| David L. Gilbert | Brammall, Inc. | 9 |
| Jay E. Bissontz | International Truck Intellectual Property Company, | 9 |
| Jordan H. Freedman | Biomet Manufacturing Corp. | 9 |
| Marcey K. Collins | International Truck and Engine Corporation Canada | 9 |
| Matthew R. Williams | PHD, Inc. | 9 |
| Nathan M. Sautter | Biomet Sports Medicine, LLC | 9 |
| Nicholas J. Katrana | Biomet Manufacturing, LLC | 9 |

> FRESNO, CA [23420]

List of 44 included communities:

AUBERRY, CA; AVENAL, CA; BIG CREEK, CA; BIOLA, CA; BURREL, CA; CANTUA CREEK, CA; CARUTHERS, CA; CLOVIS, CA; COALINGA, CA; DEL REY, CA; DINUBA, CA; DOS PALOS, CA; DUNLAP, CA; FIREBAUGH, CA; FIVE POINTS, CA; FOWLER, CA; FRESNO, CA; FRIANT, CA; HANFORD, CA; HELM, CA; HUME, CA; HURON, CA; KERMAN, CA; KINGSBURG, CA; LAKESHORE, CA; LATON, CA; LEMOORE, CA; MENDOTA, CA; MIRAMONTE, CA; MONO HOT SPRINGS, CA; ORANGE COVE, CA; PARLIER, CA; PIEDRA, CA; PRATHER, CA; RAISIN CITY, CA; REEDLEY, CA; RIVERDALE, CA; SAN JOAQUIN, CA; SANGER, CA; SELMA, CA; SHAVER LAKE, CA; SQUAW VALLEY, CA; TOLLHOUSE, CA; TRANQUILLITY, CA

Economics:

| Indiv Tax Returns | Cum Indiv Income | Co Tax Returns | Cum Co Income |
|-------------------|------------------|----------------|---------------|
| 422650 | 20749826000 | 13110 | 836172000 |

Entity Counts:

| Org Type | Count |
|----------|-------|
| Company | 67 |
| HigherEd | 2 |

67 IP-based companies out of 13110 business tax returns = 0.51% in IP company density.

| Year Est Population | Inventors | Inv / 1000 | Patents | Local Cos | Art Classes |
|---------------------|-----------|------------|---------|-----------|-------------|
| 2005 | 48 | | 46 | 11 | 38 |
| 2006 | 55 | | 41 | 8 | 32 |
| 2007 | 47 | | 40 | 7 | 29 |
| 2008 | 42 | | 34 | 3 | 27 |
| 2009 | 43 | | 41 | 5 | 33 |
| 2010 930450 | 58 | 0.06 | 55 | 10 | 40 |
| 2011 941260 | 69 | 0.07 | 71 | 15 | 45 |
| 2012 948240 | 65 | 0.07 | 76 | 10 | 49 |
| 2013 956102 | 76 | 0.08 | 92 | 12 | 56 |
| 2014 965974 | 90 | 0.09 | 103 | 14 | 61 |

| Inventors | Patents |
|-------------|---------|
| Totals: 400 | 599 |

Top 25 Art Classes:

| Art Class (code) | Patents | % this metro | % top 250 |
|---|---------|--------------|-----------|
| Electrical computers and digital processing system... (709) | 32 | 5.3% | 0.1% |
| Television... (348) | 23 | 3.8% | 0.3% |
| Data processing: financial, business practice, man... (705) | 21 | 3.5% | 0.1% |
| Land vehicles... (280) | 19 | 3.2% | 0.4% |
| Drug, bio-affecting and body treating compositions... (424) | 18 | 3% | 0.1% |
| Image analysis... (382) | 16 | 2.7% | 0.1% |
| Communications: electrical... (340) | 15 | 2.5% | 0.1% |
| Data processing: generic control systems or specif... (700) | 14 | 2.3% | 0.2% |
| Animal husbandry... (119) | 12 | 2% | 0.7% |
| Automatic temperature and humidity regulation... (236) | 11 | 1.8% | 3.3% |
| Exercise devices... (482) | 11 | 1.8% | 0.4% |
| Data processing: database and file management or d... (707) | 10 | 1.7% | 0% |
| Liquid purification or separation... (210) | 10 | 1.7% | 0.2% |

| | | | |
|---|---|------|------|
| Amusement devices: games... (463) | 9 | 1.5% | 0.2% |
| Data processing: presentation processing of docume... (715) | 9 | 1.5% | 0.1% |
| Drug, bio-affecting and body treating compositions... (514) | 9 | 1.5% | 0% |
| Information security... (726) | 9 | 1.5% | 0.1% |
| Telecommunications... (455) | 9 | 1.5% | 0% |
| Chemistry: fertilizers... (71) | 8 | 1.3% | 2.7% |
| Motion video signal processing for recording or re... (386) | 8 | 1.3% | 0.7% |
| Article dispensing... (221) | 7 | 1.2% | 1.2% |
| Electricity: conductors and insulators... (174) | 7 | 1.2% | 0.2% |
| Fluid handling... (137) | 7 | 1.2% | 0.2% |
| Plant protecting and regulating compositions... (504) | 7 | 1.2% | 1.6% |
| Special receptacle or package... (206) | 7 | 1.2% | 0.2% |

Patents (by local inventors) assigned to local companies (top 25 or less):
 NOTE: this company count is likely less than the total company account above
 because the above count includes local companies with non-local inventors.

| Company Name | Patents |
|---|---------|
| Pelco, Inc. | 36 |
| Pelco | 29 |
| Keiser Corporation | 11 |
| California State University, Fresno | 9 |
| H.W.J. Designs for Agribusiness, Inc. | 7 |
| Arthroscopic Surgery Associates Corporation | 5 |
| Claude Laval Corporation | 4 |
| Maxco Supply, Inc. | 4 |
| FW Enviro, LLC | 3 |
| Grundfos Pumps Manufacturing Corporation | 3 |
| Potential Design, Inc. | 3 |
| Red Rock Ranch, LLC | 3 |
| Saf-T-Cab, Inc. | 3 |
| Sunrise Medical (US) LLC | 3 |
| Fresno Valves & Castings, Inc. | 2 |
| Fresno California State University | 2 |
| Gerawan Farming | 2 |
| HPN Holdings, Inc. | 2 |
| Pelco, Inc | 2 |
| Sinclair Systems International, LLC | 2 |
| The Vendo Company | 2 |
| Williams Import Company, Inc. | 2 |
| Hoodeeny's LLC | 1 |
| H.W.J. Designs for Agribusiness | 1 |
| Grundfos Pumps Manufacturing Corp. | 1 |

Top 25 (or less) local inventors:

| Inventor | Company | Patents |
|----------------------|---|---------|
| Timothy J. Gerdts | The Burchell Nursery, Inc. | 30 |
| John K. Slaughter | The Burchell Nursery, Inc. | 28 |
| Gary Stephen Shuster | Hoshiko LLC | 23 |
| Ken Lum | Grundfos Pumps Corporation | 14 |
| Dennis L. Keiser | Keiser Corporation | 11 |
| Farzin Aghdasi | Pelco, Inc. | 10 |
| Murray L. Neal | American Development Group International, LLC | 9 |
| Richard Todd Boswell | Pelco | 9 |
| Gary Stephen Shuster | Intellectual Ventures I LLC | 8 |
| Bradley P. Actis | H.W.J. Designs for Agribusiness, Inc. | 6 |
| Dale Kempf | Grundfos Pumps Corporation | 6 |
| James F. Arbuckle | Pelco, Inc. | 6 |
| Lei Wang | Pelco, Inc. | 6 |
| Damon Silva | Arthroscopic Surgery Associates Corporation | 5 |

| | | |
|----------------------|---|---|
| Daniel Nourian | National Diversified Sales, Inc. | 5 |
| Gary Stephen Shuster | Hoshiko, LLC | 5 |
| John Diener | California State University, Fresno | 5 |
| John Diener | USDA | 5 |
| Raul Cortes | Pelco | 5 |
| Adolpho Gonzalez | Juniper Networks, Inc. | 4 |
| Alexandrea Anderson | Apple Inc. | 4 |
| Craig A. Ledbetter | The Regents of the University of California | 4 |
| Gary Banuelos | California State University, Fresno | 4 |
| Gary Banuelos | USDA | 4 |
| Gary Stephen Shuster | Ideaflood, Inc. | 4 |

> GAINESVILLE, FL [23540]

List of 21 included communities:

ALACHUA, FL; ARCHER, FL; BELL, FL; BRANFORD, FL; BROOKER, FL; EARLETON, FL; EVINSTON, FL; GAINESVILLE, FL; HAMPTON, FL; HAWTHORNE, FL; HIGH SPRINGS, FL; ISLAND GROVE, FL; LA CROSSE, FL; LOCHLOOSA, FL; MELROSE, FL; MICANOPY, FL; NEWBERRY, FL; PANACEA, FL; TRENTON, FL; WALDO, FL; WILLISTON, FL

Economics:

| Indiv Tax Returns | Cum Indiv Income | Co Tax Returns | Cum Co Income |
|-------------------|------------------|----------------|---------------|
| 134330 | 7301011000 | 8260 | 196787000 |

Entity Counts:

| Org Type | Count |
|------------|-------|
| Company | 75 |
| Foundation | 4 |
| HigherEd | 18 |

75 IP-based companies out of 8260 business tax returns = 0.91% in IP company density.

| Year | Est Population | Inventors | Inv / 1000 | Patents | Local Cos | Art Classes |
|------|----------------|-----------|------------|---------|-----------|-------------|
| 2005 | | 180 | | 118 | 10 | 61 |
| 2006 | | 209 | | 144 | 11 | 67 |
| 2007 | | 163 | | 106 | 8 | 59 |
| 2008 | | 152 | | 108 | 7 | 60 |
| 2009 | | 192 | | 145 | 9 | 71 |
| 2010 | 264275 | 186 | 0.7 | 153 | 12 | 65 |
| 2011 | 266691 | 204 | 0.76 | 149 | 17 | 71 |
| 2012 | 268585 | 226 | 0.84 | 169 | 18 | 69 |
| 2013 | 270216 | 317 | 1.17 | 231 | 23 | 87 |
| 2014 | 273377 | 328 | 1.2 | 234 | 20 | 91 |

| Inventors | Patents |
|--------------|---------|
| Totals: 1369 | 1557 |

Top 25 Art Classes:

| Art Class (code) | Patents | % this metro | % top 250 |
|---|---------|--------------|-----------|
| Chemistry: molecular biology and microbiology... (435) | 119 | 7.6% | 0.7% |
| Drug, bio-affecting and body treating compositions... (424) | 90 | 5.8% | 0.6% |
| Drug, bio-affecting and body treating compositions... (514) | 90 | 5.8% | 0.4% |
| Prosthesis (i.e., artificial body members), parts ... (623) | 77 | 4.9% | 1.2% |
| Surgery... (600) | 69 | 4.4% | 0.6% |
| Multiplex communications... (370) | 40 | 2.6% | 0.1% |
| Radiant energy... (250) | 34 | 2.2% | 0.4% |
| Active solid-state devices (e.g., transistors, sol... (257) | 32 | 2.1% | 0.2% |
| Electricity: measuring and testing... (324) | 31 | 2% | 0.4% |
| Image analysis... (382) | 29 | 1.9% | 0.2% |
| Surgery... (606) | 24 | 1.5% | 0.2% |
| Chemistry of inorganic compounds... (423) | 23 | 1.5% | 0.9% |
| Data processing: measuring, calibrating, or testin... (702) | 23 | 1.5% | 0.3% |
| Multicellular living organisms and unmodified part... (800) | 22 | 1.4% | 0.4% |
| Communications: electrical... (340) | 21 | 1.3% | 0.2% |

| | | | |
|---|----|------|------|
| Optical: systems and elements... (359) | 19 | 1.2% | 0.3% |
| Pulse or digital communications... (375) | 19 | 1.2% | 0.1% |
| Organic compounds -- part of the class 532-570 ser... (536) | 17 | 1.1% | 0.5% |
| Semiconductor device manufacturing: process... (438) | 17 | 1.1% | 0.1% |
| Synthetic resins or natural rubbers -- part of the... (528) | 17 | 1.1% | 0.9% |
| Telecommunications... (455) | 17 | 1.1% | 0.1% |
| Chemical apparatus and process disinfecting, deodo... (422) | 15 | 1% | 0.3% |
| Optics: measuring and testing... (356) | 15 | 1% | 0.2% |
| Organic compounds -- part of the class 532-570 ser... (548) | 15 | 1% | 1.2% |
| Surgery... (128) | 15 | 1% | 0.5% |

Patents (by local inventors) assigned to local companies (top 25 or less):
 NOTE: this company count is likely less than the total company account above
 because the above count includes local companies with non-local inventors.

| Company Name | Patents |
|---|---------|
| University of Florida Research Foundation, Inc. | 560 |
| University of Florida | 49 |
| RTI Biologics, Inc. | 28 |
| University of Florida Research Foundation | 22 |
| University of Florida Research Foundation, Incorporated | 21 |
| WFK & Associates, LLC | 16 |
| Exactech, Inc. | 14 |
| Quick-Med Technologies, Inc. | 13 |
| Convergent Engineering, Inc. | 10 |
| Loadtest, Inc. | 8 |
| Innovation Technologies, Inc. | 7 |
| Invivo Corporation | 7 |
| Nanotherapeutics, Inc. | 7 |
| Regeneration Technologies, Inc. | 7 |
| Ragner Technology Corporation | 6 |
| The University of Florida Research Foundation, Inc. | 6 |
| Novabone Products, LLC | 5 |
| Sinmat, Inc. | 5 |
| Banyan Biomarkers, Inc. | 4 |
| Oragenics, Inc. | 4 |
| The Athena Group, Inc. | 4 |
| The University of Florida Board of Trustees | 4 |
| Florida Foundation Seed Producers, Inc. | 3 |
| A&N Corporation | 3 |
| Integrated Plant Genetics, Inc. | 3 |

Top 25 (or less) local inventors:

| Inventor | Company | Patents |
|-------------------------|---|---------|
| Jonathan Gorrell | Virgin Islands Microsystems, Inc. | 35 |
| Andrew G. Rinzler | William Marsh Rice University | 25 |
| Richard J. Melker | University of Florida Research Foundation, Inc. | 22 |
| Srinivas Katar | QUALCOMM Incorporated | 19 |
| Joseph C. Cauthen, III | Anulex Technologies, Inc. | 18 |
| John R. Reynolds | University of Florida Research Foundation, Inc. | 17 |
| Jose C. Principe | University of Florida Research Foundation, Inc. | 14 |
| Scott E. Thompson | Suvolta, Inc. | 14 |
| Arunas A. Zhukauskas | RTI Biologics, Inc. | 13 |
| Franky So | University of Florida Research Foundation, Inc. | 13 |
| Neil R. Euliano | University of Florida Research Foundation, Inc. | 13 |
| Paul M. Lyrene | Royal Berries S.L. | 13 |
| Waldemar F. Kissel, Jr. | WFK & Associates, LLC | 13 |
| Christopher D. Batich | University of Florida Research Foundation, Inc. | 12 |
| John R. Bianchi | RTI Biologics, Inc. | 12 |
| Lonnie O'Neal Ingram | University of Florida Research Foundation, Inc. | 12 |

| | | |
|----------------------|---|----|
| Michael J. Banner | University of Florida Research Foundation, Inc. | 12 |
| Paul M. Lyrene | Florida Foundation Seed Producers, Inc. | 12 |
| William Toreki | Quick-Med Technologies, Inc. | 12 |
| Brij M. Moudgil | University of Florida Research Foundation, Inc. | 11 |
| Huikai Xie | University of Florida Research Foundation, Inc. | 10 |
| Michael E. Maines | Virgin Islands Microsystems, Inc. | 10 |
| Anthony O'Neil Smith | Harris Corporation | 9 |
| G. Martin Wynkoop | Orthohelix Surgical Designs, Inc. | 9 |
| John A. Hayes | Loadtest, Inc. | 9 |

> GAINESVILLE, GA [23580]

List of 17 included communities:

ALTO, GA; BRASELTON, GA; BUFORD, GA; CHESTNUT MOUNTAIN, GA; CLERMONT, GA; CORNELIA, GA; DAHLONEGA, GA; ELBERTON, GA; FLOWERY BRANCH, GA; GAINESVILLE, GA; GILLSVILLE, GA; HOSCHTON, GA; LULA, GA; MURRAYVILLE, GA; OAKWOOD, GA; PENDERGRASS, GA; TALMO, GA

Economics:

| Indiv Tax Returns | Cum Indiv Income | Co Tax Returns | Cum Co Income |
|-------------------|------------------|----------------|---------------|
| 157200 | 8685068000 | 10040 | 255786000 |

Entity Counts:

| Org Type | Count |
|----------|-------|
| Company | 54 |
| HigherEd | 1 |

54 IP-based companies out of 10040 business tax returns = 0.54% in IP company density.

| Year | Est Population | Inventors | Inv / 1000 | Patents | Local Cos | Art Classes |
|------|----------------|-----------|------------|---------|-----------|-------------|
| 2005 | | 70 | | 78 | 8 | 53 |
| 2006 | | 65 | | 73 | 8 | 53 |
| 2007 | | 62 | | 66 | 11 | 42 |
| 2008 | | 49 | | 63 | 9 | 43 |
| 2009 | | 75 | | 83 | 9 | 56 |
| 2010 | 179684 | 86 | 0.48 | 103 | 9 | 66 |
| 2011 | 182954 | 73 | 0.4 | 86 | 2 | 54 |
| 2012 | 185084 | 97 | 0.52 | 110 | 11 | 65 |
| 2013 | 187759 | 107 | 0.57 | 120 | 6 | 74 |
| 2014 | 190761 | 116 | 0.61 | 137 | 9 | 71 |

| Inventors | Patents |
|-------------|---------|
| Totals: 487 | 919 |

Top 25 Art Classes:

| Art Class (code) | Patents | % this metro | % top 250 |
|---|---------|--------------|-----------|
| Multiplex communications... (370) | 38 | 4.1% | 0.1% |
| Surgery... (600) | 28 | 3% | 0.2% |
| Data processing: financial, business practice, man... (705) | 25 | 2.7% | 0.1% |
| Stock material or miscellaneous articles... (428) | 24 | 2.6% | 0.3% |
| Telecommunications... (455) | 24 | 2.6% | 0.1% |
| Interactive video distribution systems... (725) | 23 | 2.5% | 0.5% |
| Communications: electrical... (340) | 21 | 2.3% | 0.2% |
| Optical waveguides... (385) | 21 | 2.3% | 0.3% |
| Electrical computers and digital processing system... (709) | 20 | 2.2% | 0.1% |
| Registers... (235) | 20 | 2.2% | 0.3% |
| Adhesive bonding and miscellaneous chemical manufa... (156) | 19 | 2.1% | 0.6% |
| Fluid sprinkling, spraying, and diffusing... (239) | 19 | 2.1% | 1% |
| Telephonic communications... (379) | 17 | 1.8% | 0.2% |
| Dispensing... (222) | 16 | 1.7% | 0.8% |
| Drug, bio-affecting and body treating compositions... (424) | 15 | 1.6% | 0.1% |
| Electricity: electrical systems and devices... (361) | 15 | 1.6% | 0.2% |

| | | | |
|---|----|------|------|
| Liquid purification or separation... (210) | 13 | 1.4% | 0.3% |
| Envelopes, wrappers, and paperboard boxes... (229) | 12 | 1.3% | 1.8% |
| Prosthesis (i.e., artificial body members), parts ... (623) | 12 | 1.3% | 0.2% |
| Pulse or digital communications... (375) | 12 | 1.3% | 0.1% |
| Butchering... (452) | 10 | 1.1% | 2.5% |
| Electricity: measuring and testing... (324) | 10 | 1.1% | 0.1% |
| Surgery: splint, brace, or bandage... (602) | 10 | 1.1% | 0.4% |
| Coating apparatus... (118) | 9 | 1% | 0.6% |
| Error detection/correction and fault detection/rec... (714) | 9 | 1% | 0.1% |

Patents (by local inventors) assigned to local companies (top 25 or less):
 NOTE: this company count is likely less than the total company account above because the above count includes local companies with non-local inventors.

| Company Name | Patents |
|---|---------|
| Theragenics Corporation | 11 |
| Cottrell, Inc. | 7 |
| Coveytech LLC | 7 |
| Kiel Laboratories, Inc. | 6 |
| Nicolon Corporation | 6 |
| Mycelx Technologies Corporation | 4 |
| Lund, Inc. | 3 |
| Doc Palapa Co. | 3 |
| CoveyTech, LLC | 3 |
| Redico, Inc. | 3 |
| Tobor Technology, LLC | 3 |
| WRH Holdings, LLC | 3 |
| Elemental Ideas, LLC | 2 |
| Future Products Corporation | 2 |
| GDC Enterprises | 2 |
| Lumite, Inc. | 2 |
| Transfreight Technology, LLC | 2 |
| Wahoo Docks | 2 |
| Motion Entertainment, LLC | 1 |
| Mencom Corporation | 1 |
| McCannon Granite Company | 1 |
| Kiel Laboratories, Inc. | 1 |
| Gainco, Inc. | 1 |
| Katyas Corporation | 1 |
| Heli-Crete Eco-Friendly Piling Systems, LLC | 1 |

Top 25 (or less) local inventors:

| Inventor | Company | Patents |
|-------------------------|--|---------|
| Glen R. Harrelson | Graphic Packaging International, Inc. | 17 |
| Joel E. Saine | Nordson Corporation | 17 |
| John M. Riney | Nordson Corporation | 17 |
| Steven L. Smith | United Parcel Service of America, Inc. | 12 |
| Michael D. Modglin | DeRoyal Industries, Inc. | 11 |
| David Wesley Stephens | Theragenics Corporation | 10 |
| Mark A. Gould | Nordson Corporation | 9 |
| Benjamin M. Cook | Cisco Technology, Inc. | 8 |
| Christopher R. Chastine | Nordson Corporation | 8 |
| Donald A. Collins, Jr. | NCR Corporation | 8 |
| Thomas L. Johnson | Broadcom Corporation | 8 |
| Giorgos Hatzilias | United Sciences, LLC | 7 |
| John A. London | Freudenberg-NOK General Partnership | 7 |
| John Luther Covey | Coveytech LLC | 7 |
| Kelly R. Flaherty | Huber Engineered Woods LLC | 7 |
| Patrick W. Bennett | Omix-Ada, Inc. | 7 |
| Roger Warford | Mattersight Corporation | 7 |

| | | |
|----------------------------|---|---|
| Allen Gilliard | Novartis AG | 6 |
| Charles Thurmond Patterson | Avery Dennison Corporation | 6 |
| James R. Fitts, Jr. | Kimberly-Clark Worldwide, Inc. | 6 |
| James Russell Fitts, Jr. | Kimberly-Clark Worldwide, Inc. | 6 |
| Jeffrey S. Kiel | Kiel Laboratories, Inc. | 6 |
| John Schuch | Manufacturing Resources International, Inc. | 6 |
| Kurt Maynard | Trimble Navigation Limited | 6 |
| Pavel Mamut | Versionone, Inc. | 6 |

> GRAND RAPIDS-WYOMING, MI [24340]

List of 77 included communities:

ADA, MI; ALTO, MI; AUGUSTA, MI; BAILEY, MI; BATTLE CREEK, MI; BELDING, MI; BELLEVUE, MI; BELMONT, MI; BIG RAPIDS, MI; BITELY, MI; BROHMAN, MI; BYRON CENTER, MI; CALEDONIA, MI; CANNONSBURG, MI; CARSON CITY, MI; CASNOVIA, MI; CEDAR SPRINGS, MI; CHARLOTTE, MI; CLARKSVILLE, MI; CLOVERDALE, MI; COMSTOCK PARK, MI; CONKLIN, MI; DELTON, MI; DORR, MI; DOWLING, MI; FENWICK, MI; FREEPORT, MI; FREMONT, MI; GOWEN, MI; GRAND LEDGE, MI; GRAND RAPIDS, MI; GRANDVILLE, MI; GRANT, MI; GREENVILLE, MI; HASTINGS, MI; HESPERIA, MI; HICKORY CORNERS, MI; HOLTON, MI; HOWARD CITY, MI; HUBBARDSTON, MI; IONIA, MI; KENT CITY, MI; LAKE ODESSA, MI; LOWELL, MI; LYONS, MI; MARNE, MI; MIDDLEVILLE, MI; MORLEY, MI; MUIR, MI; MULLIKEN, MI; NASHVILLE, MI; NEWAYGO, MI; ORLEANS, MI; PALO, MI; PARIS, MI; PEWAMO, MI; PIERSON, MI; PLAINWELL, MI; PORTLAND, MI; REED CITY, MI; RICHLAND, MI; ROCKFORD, MI; SAND LAKE, MI; SARANAC, MI; SHELBYVILLE, MI; SMYRNA, MI; SPARTA, MI; STANWOOD, MI; SUNFIELD, MI; TRUFANT, MI; TWIN LAKE, MI; WALKERVILLE, MI; WAYLAND, MI; WESTPHALIA, MI; WHITE CLOUD, MI; WOODLAND, MI; WYOMING, MI

Economics:

| Indiv Tax Returns | Cum Indiv Income | Co Tax Returns | Cum Co Income |
|-------------------|------------------|----------------|---------------|
| 539090 | 3040978000 | 26570 | 872402000 |

Entity Counts:

| Org Type | Count |
|------------|-------|
| Company | 306 |
| Foundation | 1 |

306 IP-based companies out of 26570 business tax returns = 1.15% in IP company density.

| Year | Est Population | Inventors | Inv / 1000 | Patents | Local Cos | Art Classes |
|------|----------------|-----------|------------|---------|-----------|-------------|
| 2005 | | 306 | | 229 | 41 | 106 |
| 2006 | | 306 | | 239 | 58 | 108 |
| 2007 | | 253 | | 206 | 43 | 101 |
| 2008 | | 272 | | 228 | 54 | 102 |
| 2009 | | 300 | | 201 | 48 | 91 |
| 2010 | 988938 | 343 | 0.35 | 272 | 50 | 114 |
| 2011 | 996355 | 365 | 0.37 | 307 | 62 | 138 |
| 2012 | 1006131 | 361 | 0.36 | 318 | 52 | 130 |
| 2013 | 1017247 | 415 | 0.41 | 375 | 67 | 128 |
| 2014 | 1027703 | 452 | 0.44 | 394 | 61 | 141 |

| | Inventors | Patents |
|---------|-----------|---------|
| Totals: | 2060 | 2769 |

Top 25 Art Classes:

| Art Class (code) | Patents | % this metro | % top 250 |
|---|---------|--------------|-----------|
| Chairs and seats... (297) | 125 | 4.5% | 4.2% |
| Optical: systems and elements... (359) | 125 | 4.5% | 2.1% |
| Conveyors: power-driven... (198) | 105 | 3.8% | 8% |
| Communications: electrical... (340) | 69 | 2.5% | 0.6% |
| Internal-combustion engines... (123) | 67 | 2.4% | 1.4% |
| Drug, bio-affecting and body treating compositions... (514) | 64 | 2.3% | 0.3% |
| Illumination... (362) | 61 | 2.2% | 1.2% |
| Drug, bio-affecting and body treating compositions... (424) | 59 | 2.1% | 0.4% |

| | | | |
|---|----|------|------|
| Data processing: vehicles, navigation, and relativ... (701) | 58 | 2.1% | 0.7% |
| Electrical connectors... (439) | 47 | 1.7% | 0.7% |
| Land vehicles... (280) | 46 | 1.7% | 0.9% |
| Land vehicles: bodies and tops... (296) | 40 | 1.4% | 0.9% |
| Surgery... (604) | 37 | 1.3% | 0.4% |
| Surgery... (606) | 36 | 1.3% | 0.3% |
| Supports... (248) | 35 | 1.3% | 1.2% |
| Surgery... (600) | 34 | 1.2% | 0.3% |
| Fire extinguishers... (169) | 33 | 1.2% | 8.5% |
| Food or edible material: processes, compositions, ... (426) | 32 | 1.2% | 1.7% |
| Static structures (e.g., buildings)... (52) | 29 | 1% | 3.1% |
| Horizontally supported planar surfaces... (108) | 28 | 1% | 4.1% |
| Chemistry: molecular biology and microbiology... (435) | 27 | 1% | 0.2% |
| Optics: measuring and testing... (356) | 27 | 1% | 0.4% |
| Special receptacle or package... (206) | 26 | 0.9% | 0.9% |
| Boots, shoes, and leggings... (36) | 25 | 0.9% | 2.5% |
| Supports: cabinet structure... (312) | 24 | 0.9% | 3.5% |

Patents (by local inventors) assigned to local companies (top 25 or less):
 NOTE: this company count is likely less than the total company account above
 because the above count includes local companies with non-local inventors.

| Company Name | Patents |
|---|---------|
| Bissell Homecare, Inc. | 305 |
| Steelcase Inc. | 243 |
| Access Business Group International LLC | 175 |
| Wolverine World Wide, Inc. | 117 |
| Steelcase Development Corporation | 85 |
| The Viking Corporation | 74 |
| Kellogg Company | 60 |
| Belwith Products, LLC | 44 |
| Dematic Corp. | 44 |
| Ranir, LLC | 37 |
| X-Rite, Inc. | 27 |
| Rapistan Systems Advertising Corp. | 22 |
| Display Pack, Inc. | 21 |
| Lacks Enterprises, Inc. | 17 |
| GE Aviation Systems, LLC | 16 |
| Standard Lifters, Inc. | 16 |
| Van Andel Research Institute | 15 |
| Adac Plastics, Inc. | 14 |
| Cascade Engineering, Inc. | 14 |
| GE Aviation Systems LLC | 14 |
| Vendor Development Group, Inc. | 14 |
| American Seating Company | 12 |
| Steelcase, Inc. | 12 |
| Belwith International, Ltd. | 11 |
| Flow-Rite Controls, Ltd. | 11 |

Top 25 (or less) local inventors:

| Inventor | Company | Patents |
|-----------------------|----------------------------|---------|
| Douglas J. Medema | BISSELL Homecare, Inc. | 85 |
| Mary L. Schoenborn | Wolverine World Wide, Inc. | 54 |
| Robert J. Battey | Steelcase Inc. | 46 |
| Jose Carlito Santiago | BISSELL Homecare, Inc. | 45 |
| Gordon Jay Peterson | Steelcase Inc. | 42 |
| Shawn G. Orr | The Viking Corporation | 32 |
| Alan J. Krebs | Bissell Homecare, Inc. | 31 |
| Justin Benacquisto | BISSELL Homecare, Inc. | 29 |
| Kiyotaka Nakano | Wolverine World Wide, Inc. | 29 |

| | | |
|-----------------------|---|----|
| Kurt R. Heidmann | Steelcase Development Corporation | 28 |
| Meghan M. Raven | BISSELL Homecare, Inc. | 28 |
| Scott T. Franson | The Viking Corporation | 28 |
| Thomas E. Winebrenner | The Viking Corporation | 25 |
| Adam G. Carr | Bissell Homecare, Inc. | 23 |
| Bradley L. Busscher | Gentex Corporation | 23 |
| John K. Roberts | Cree, Inc. | 23 |
| Joshua K. Schwannecke | Access Business Group International LLC | 23 |
| Gordon J. Peterson | Steelcase Inc. | 21 |
| Nick J. Hendriksma | Delphi Technologies, Inc. | 21 |
| Danny L. Minikey, Jr. | Gentex Corporation | 20 |
| Eric J. Hansen | Bissell Homecare, Inc. | 20 |
| Gary A. Kasper | Bissell Homecare, Inc. | 20 |
| Mingtang Zhao | Donnelly Corporation | 20 |
| Scott A. Mollema | Access Business Group International LLC | 20 |
| Scott P. Crossman | Ranir, LLC | 20 |

> GREELEY, CO [24540]

List of 44 included communities:

AULT, CO; BERTHOUD, CO; BRIGGS DALE, CO; BRIGHTON, CO; BROOMFIELD, CO; BUSHNELL, NE; CARR, CO; DACONO, CO; EATON, CO; ERIE, CO; EVANS, CO; FIRESTONE, CO; FORT COLLINS, CO; FORT LUPTON, CO; FREDERICK, CO; GALETON, CO; GILCREST, CO; GILL, CO; GREELEY, CO; GROVER, CO; HEREFORD, CO; HUDSON, CO; JOHNSTOWN, CO; KEENESBURG, CO; KERSEY, CO; KIMBALL, NE; LA SALLE, CO; LONGMONT, CO; LOVELAND, CO; LUCERNE, CO; MEAD, CO; MILLIKEN, CO; NEW RAYMER, CO; NUNN, CO; ORCHARD, CO; PIERCE, CO; PINE BLUFFS, WY; PLATTEVILLE, CO; ROGGEN, CO; SEVERANCE, CO; STONEHAM, CO; WELLINGTON, CO; WIGGINS, CO; WINDSOR, CO

Economics:

| Indiv Tax Returns | Cum Indiv Income | Co Tax Returns | Cum Co Income |
|-------------------|------------------|----------------|---------------|
| 226000 | 14593946000 | 17390 | 433714000 |

Entity Counts:

| Org Type | Count |
|----------|-------|
| Company | 418 |
| HigherEd | 2 |

418 IP-based companies out of 17390 business tax returns = 2.4% in IP company density.

| Year Est Population | Inventors | Inv / 1000 | Patents | Local Cos | Art Classes |
|---------------------|-----------|------------|---------|-----------|-------------|
| 2005 | 1073 | | 926 | 62 | 172 |
| 2006 | 1279 | | 1106 | 66 | 184 |
| 2007 | 1076 | | 931 | 53 | 173 |
| 2008 | 953 | | 798 | 54 | 164 |
| 2009 | 1000 | | 847 | 63 | 158 |
| 2010 252825 | 1164 | 4.6 | 1013 | 73 | 177 |
| 2011 258737 | 1134 | 4.38 | 1001 | 77 | 192 |
| 2012 264189 | 1143 | 4.33 | 1125 | 85 | 194 |
| 2013 270560 | 1327 | 4.9 | 1254 | 96 | 205 |
| 2014 277670 | 1474 | 5.31 | 1451 | 111 | 194 |

| Inventors | Patents |
|--------------|---------|
| Totals: 6602 | 10452 |

Top 25 Art Classes:

| Art Class (code) | Patents | % this metro | % top 250 |
|---|---------|--------------|-----------|
| Dynamic magnetic information storage or retrieval... (360) | 509 | 4.9% | 8.8% |
| Surgery... (606) | 455 | 4.4% | 3.5% |
| Error detection/correction and fault detection/rec... (714) | 451 | 4.3% | 3.9% |
| Electrical computers and digital processing system... (711) | 365 | 3.5% | 3.2% |
| Electrical computers and digital processing system... (709) | 305 | 2.9% | 1.2% |
| Facsimile and static presentation processing... (358) | 286 | 2.7% | 6.6% |
| Computer-aided design and analysis of circuits and... (716) | 285 | 2.7% | 4.6% |
| Electrical computers and digital processing system... (713) | 231 | 2.2% | 1.9% |
| Multiplex communications... (370) | 229 | 2.2% | 0.7% |
| Television... (348) | 229 | 2.2% | 3.4% |
| Data processing: database and file management or d... (707) | 211 | 2% | 0.9% |
| Computer graphics processing and selective visual ... (345) | 209 | 2% | 1.7% |
| Dynamic information storage or retrieval... (369) | 197 | 1.9% | 16.9% |

| | | | |
|---|-----|------|------|
| Image analysis... (382) | 191 | 1.8% | 1.4% |
| Electrical computers and digital data processing s... (710) | 184 | 1.8% | 2.9% |
| Drug, bio-affecting and body treating compositions... (514) | 177 | 1.7% | 0.8% |
| Electricity: electrical systems and devices... (361) | 174 | 1.7% | 2.1% |
| Telephonic communications... (379) | 165 | 1.6% | 2.2% |
| Data processing: measuring, calibrating, or testin... (702) | 159 | 1.5% | 1.8% |
| Chemistry: molecular biology and microbiology... (435) | 157 | 1.5% | 0.9% |
| Electricity: measuring and testing... (324) | 139 | 1.3% | 1.8% |
| Surgery... (600) | 138 | 1.3% | 1.2% |
| Radiation imagery chemistry: process, composition,... (430) | 132 | 1.3% | 4.1% |
| Information security... (726) | 107 | 1% | 1.2% |
| Telecommunications... (455) | 104 | 1% | 0.5% |

Patents (by local inventors) assigned to local companies (top 25 or less):
 NOTE: this company count is likely less than the total company account above because the above count includes local companies with non-local inventors.

| Company Name | Patents |
|---|---------|
| Otter Products, LLC | 283 |
| Colorado State University Research Foundation | 104 |
| Water Pik, Inc. | 97 |
| Advanced Energy Industries, Inc. | 85 |
| Maxtor Corporation | 72 |
| Bison Designs, LLC | 64 |
| Inphase Technologies, Inc. | 58 |
| Level 3 Communications, LLC | 58 |
| Magpul Industries Corporation | 57 |
| Heska Corporation | 41 |
| Hach Company | 39 |
| Dot Hill Systems Corporation | 33 |
| Lanx, Inc. | 30 |
| Woodward Governor Company | 30 |
| Woodward, Inc. | 22 |
| DPHI Acquisitions, Inc. | 20 |
| Magpul Industries Corp. | 20 |
| Bison Designs, L.L.C. | 18 |
| High Voltage Graphics, Inc. | 18 |
| Value Plastics, Inc. | 16 |
| Ball Corporation | 15 |
| Ice Energy, Inc. | 15 |
| NanoProducts Corporation | 15 |
| Lextron, Inc. | 14 |
| Sunrise Medical HHG Inc. | 13 |

Top 25 (or less) local inventors:

| Inventor | Company | Patents |
|-----------------------|---|---------|
| Curtis R. Richardson | Otter Products, LLC | 76 |
| Richard Fitzpatrick | Magpul Industries Corporation | 69 |
| Steven J. Simske | Hewlett-Packard Development Company, L.P. | 65 |
| Joseph D. Brannan | Covidien LP | 64 |
| Brian James Kelleghan | Bison Designs, LLC | 62 |
| James G. Metz | Martek Biosciences Corporation | 55 |
| Cameron Magness | Otter Products, LLC | 44 |
| Ron J. Kadlec | DPHI Acquisitions, Inc. | 41 |
| Stephen Willes | Otter Products, LLC | 41 |
| Duane E. Kerr | Covidien LP | 39 |
| Hongwei Song | LSI Corporation | 38 |
| Donald J. Stavely | Hewlett-Packard Development Company, L.P. | 35 |
| Jamie L. Johnson | Otter Products, LLC | 35 |
| Alan Morine | Otter Products, LLC | 34 |

| | | |
|------------------------|---|----|
| Philip B. James-Roxby | Xilinx, Inc. | 32 |
| Robert C. Steiner | Avaya Inc. | 32 |
| Weijun Tan | LSI Corporation | 32 |
| Charles R. Watt | DPHI Acquisitions, Inc. | 31 |
| Leland C. Leber | Water Pik, Inc. | 31 |
| Ting Tao | Eastman Kodak Company | 31 |
| Joan L. Mitchell | International Business Machines Corporation | 30 |
| Ronald E. Pelrine | SRI International | 30 |
| Nenad Rijavec | International Business Machines Corporation | 29 |
| Richard M. Fitzpatrick | Magpul Industries Corp. | 29 |
| Jane Michie | Otter Products, LLC | 28 |

> GREEN BAY, WI [24580]

List of 39 included communities:

ABRAMS, WI; ALGOMA, WI; ATHELSTANE, WI; BRILLION, WI; CASCO, WI; CECIL, WI; COLEMAN, WI; CRIVITZ, WI; DE PERE, WI; DENMARK, WI; FORESTVILLE, WI; GILLETT, WI; GREEN BAY, WI; GREENLEAF, WI; KAUKAUNA, WI; KEWAUNEE, WI; KRAKOW, WI; LAKEWOOD, WI; LENA, WI; LITTLE SUAMICO, WI; LUXEMBURG, WI; MARIBEL, WI; MOUNTAIN, WI; NEW FRANKEN, WI; OCONTO FALLS, WI; OCONTO, WI; ONEIDA, WI; PESHTIGO, WI; POUND, WI; PULASKI, WI; REEDSVILLE, WI; SEYMOUR, WI; SOBIESKI, WI; SUAMICO, WI; SURING, WI; TOWNSEND, WI; TWO RIVERS, WI; WHITE LAKE, WI; WRIGHTSTOWN, WI

Economics:

| Indiv Tax Returns | Cum Indiv Income | Co Tax Returns | Cum Co Income |
|-------------------|------------------|----------------|---------------|
| 205190 | 11784679000 | 10790 | 270106000 |

Entity Counts:

| Org Type | Count |
|----------|-------|
| Company | 115 |

115 IP-based companies out of 10790 business tax returns = 1.07% in IP company density.

| Year | Est Population | Inventors | Inv / 1000 | Patents | Local Cos | Art Classes |
|------|----------------|-----------|------------|---------|-----------|-------------|
| 2005 | | 83 | | 61 | 23 | 40 |
| 2006 | | 106 | | 79 | 32 | 55 |
| 2007 | | 64 | | 54 | 18 | 40 |
| 2008 | | 80 | | 58 | 25 | 35 |
| 2009 | | 75 | | 64 | 22 | 41 |
| 2010 | 306241 | 89 | 0.29 | 74 | 14 | 45 |
| 2011 | 308763 | 76 | 0.25 | 67 | 15 | 43 |
| 2012 | 311052 | 77 | 0.25 | 65 | 18 | 43 |
| 2013 | 312573 | 81 | 0.26 | 83 | 16 | 47 |
| 2014 | 314531 | 103 | 0.33 | 85 | 20 | 58 |

| Inventors | Patents |
|-------------|---------|
| Totals: 523 | 690 |

Top 25 Art Classes:

| Art Class (code) | Patents | % this metro | % top 250 |
|---|---------|--------------|-----------|
| Paper making and fiber liberation... (162) | 43 | 6.2% | 3.5% |
| Surgery... (604) | 41 | 5.9% | 0.5% |
| Stock material or miscellaneous articles... (428) | 27 | 3.9% | 0.3% |
| Adhesive bonding and miscellaneous chemical manufa... (156) | 26 | 3.8% | 0.8% |
| Data processing: financial, business practice, man... (705) | 22 | 3.2% | 0.1% |
| Manufacturing container or tube from paper; or oth... (493) | 21 | 3% | 3.4% |
| Winding, tensioning, or guiding... (242) | 21 | 3% | 2.2% |
| Electric heating... (219) | 18 | 2.6% | 0.6% |
| Organic compounds -- part of the class 532-570 ser... (534) | 16 | 2.3% | 1.9% |
| Prosthesis (i.e., artificial body members), parts ... (623) | 14 | 2% | 0.2% |
| Synthetic resins or natural rubbers -- part of the... (522) | 14 | 2% | 1.1% |
| Article dispensing... (221) | 12 | 1.7% | 2.1% |
| Horizontally supported planar surfaces... (108) | 10 | 1.4% | 1.5% |
| Land vehicles... (280) | 10 | 1.4% | 0.2% |

| | | | |
|---|---|------|------|
| Chairs and seats... (297) | 9 | 1.3% | 0.3% |
| Data processing: generic control systems or specif... (700) | 9 | 1.3% | 0.1% |
| Food or edible material: processes, compositions, ... (426) | 9 | 1.3% | 0.5% |
| Motor vehicles... (180) | 9 | 1.3% | 0.4% |
| Internal-combustion engines... (123) | 8 | 1.2% | 0.2% |
| Solid material comminution or disintegration... (241) | 8 | 1.2% | 0.7% |
| Communications: electrical... (340) | 7 | 1% | 0.1% |
| Dispensing... (222) | 7 | 1% | 0.3% |
| Fluent material handling, with receiver or receive... (141) | 7 | 1% | 0.6% |
| Traversing hoists... (212) | 7 | 1% | 7.3% |
| Coating processes... (427) | 6 | 0.9% | 0.2% |

Patents (by local inventors) assigned to local companies (top 25 or less):
 NOTE: this company count is likely less than the total company account above
 because the above count includes local companies with non-local inventors.

| Company Name | Patents |
|--------------------------------------|---------|
| Krueger International, Inc. | 55 |
| Ariens Company | 14 |
| T&M Inventions, LLC | 13 |
| American Prosthetic Components, Inc. | 9 |
| Coating Excellence International LLC | 8 |
| Alwin Manufacturing Co., Inc. | 6 |
| Paper Converting Machine Company | 6 |
| APLA-TECH, Inc. | 5 |
| Little Rapids Corporation | 5 |
| The Idea Folder, LLC | 5 |
| Bay Industries, Inc. | 4 |
| Encap LLC. | 4 |
| FPNA Acquisition Corporation | 4 |
| In-Well Technologies, Inc. | 4 |
| Non Typical, Inc. | 4 |
| Schreiber Foods, Inc. | 4 |
| Sports Fields Shades, LLC | 4 |
| Encap, LLC. | 3 |
| Great Lakes Custom Tool Mfg., Inc. | 3 |
| R. Lewis Technologies, Inc. | 3 |
| Schneider Logistics, Inc. | 3 |
| The Hoffman Group | 3 |
| WS Packaging Group, Inc. | 3 |
| Alwin Manufacturing Company, Inc. | 2 |
| Bay Industries Inc. | 2 |

Top 25 (or less) local inventors:

| Inventor | Company | Patents |
|----------------------|--------------------------------------|---------|
| Michael R. Kilgore | Georgia-Pacific Consumer Products LP | 19 |
| Joseph Daniel Coenen | Kimberly-Clark Worldwide, Inc. | 14 |
| Mark V. LeGreve | The Vollrath Company, L.L.C. | 14 |
| Michael J. McLain | T&M Inventions, LLC | 13 |
| Scott A. Bosman | Krueger International, Inc. | 13 |
| Gregory D. Budz | Georgia-Pacific Consumer Products LP | 12 |
| Matthew T. Wilcox | Georgia-Pacific Consumer Products LP | 12 |
| Alan P. Paal | Georgia-Pacific Consumer Products LP | 11 |
| Andrew J. Kopish | Krueger International, Inc. | 10 |
| Michael J. Curtis | American Prosthetic Components, Inc. | 9 |
| Scott J. Williams | Krueger International, Inc. | 9 |
| James M. Carr | Kimberly-Clark Worldwide, Inc. | 7 |
| Mark S. Hunter | Georgia-Pacific Consumer Products LP | 7 |
| Andy L. Kirkpatrick | Georgia-Pacific Consumer Products LP | 6 |
| Bradley G. Schmidt | Georgia-Pacific Consumer Products LP | 6 |

| | | |
|-----------------------|--------------------------------------|---|
| Bradley J. Glenn | Stealth Therapeutics, Inc. | 6 |
| Daniel W. Sumnicht | Georgia-Pacific Consumer Products LP | 6 |
| Kerry J. Counard | Sports Fields Shades, LLC | 6 |
| Michael D. Wishneski | Georgia-Pacific Consumer Products LP | 6 |
| Paul Darrell Dax | Kimberly-Clark Worldwide, Inc. | 6 |
| Steven C. Gevaert | Krueger International, Inc. | 6 |
| Steven Eric McLean | Kimberly-Clark Worldwide, Inc. | 6 |
| Thomas W. Odorzynski | Kimberly-Clark Worldwide, Inc. | 6 |
| Timothy G. Hornberger | Krueger International, Inc. | 6 |
| Todd Arlin Schwantes | Appleton Papers Inc. | 6 |

> GREENSBORO-HIGH POINT, NC [24660]

List of 45 included communities:

ASHEBORO, NC; BENNETT, NC; BROWNS SUMMIT, NC; BURLINGTON, NC; CEDAR FALLS, NC; CLIMAX, NC; COLFAX, NC; DENTON, NC; EDEN, NC; ELON, NC; FRANKLINVILLE, NC; GIBSONVILLE, NC; GREENSBORO, NC; HIGH POINT, NC; JAMESTOWN, NC; JULIAN, NC; KERNERSVILLE, NC; LEXINGTON, NC; LIBERTY, NC; MADISON, NC; MAYODAN, NC; MC LEANSVILLE, NC; NEW LONDON, NC; OAK RIDGE, NC; PELHAM, NC; PLEASANT GARDEN, NC; RAMSEUR, NC; RANDLEMAN, NC; REIDSVILLE, NC; ROBBINS, NC; RUFFIN, NC; SANDY RIDGE, NC; SEAGROVE, NC; SEDALIA, NC; SILER CITY, NC; SOPHIA, NC; STALEY, NC; STOKESDALE, NC; STONEVILLE, NC; SUMMERFIELD, NC; THOMASVILLE, NC; TRINITY, NC; TROY, NC; WENTWORTH, NC; WHITSETT, NC

Economics:

| Indiv Tax Returns | Cum Indiv Income | Co Tax Returns | Cum Co Income |
|-------------------|------------------|----------------|---------------|
| 513990 | 26584595000 | 24970 | 841649000 |

Entity Counts:

| Org Type | Count |
|----------|-------|
| Company | 232 |
| HigherEd | 6 |

232 IP-based companies out of 24970 business tax returns = 0.93% in IP company density.

| Year | Est Population | Inventors | Inv / 1000 | Patents | Local Cos | Art Classes |
|------|----------------|-----------|------------|---------|-----------|-------------|
| 2005 | | 183 | | 152 | 29 | 80 |
| 2006 | | 229 | | 196 | 41 | 102 |
| 2007 | | 194 | | 157 | 31 | 83 |
| 2008 | | 198 | | 148 | 35 | 85 |
| 2009 | | 220 | | 151 | 33 | 91 |
| 2010 | 723801 | 308 | 0.43 | 245 | 37 | 113 |
| 2011 | 730077 | 306 | 0.42 | 279 | 46 | 117 |
| 2012 | 735866 | 333 | 0.45 | 269 | 51 | 116 |
| 2013 | 741314 | 365 | 0.49 | 281 | 55 | 113 |
| 2014 | 746593 | 343 | 0.46 | 276 | 51 | 124 |

| Inventors | Patents |
|--------------|---------|
| Totals: 1627 | 2154 |

Top 25 Art Classes:

| Art Class (code) | Patents | % this metro | % top 250 |
|---|---------|--------------|-----------|
| Drug, bio-affecting and body treating compositions... (514) | 92 | 4.3% | 0.4% |
| Electrical connectors... (439) | 73 | 3.4% | 1.1% |
| Telecommunications... (455) | 62 | 2.9% | 0.3% |
| Data processing: financial, business practice, man... (705) | 51 | 2.4% | 0.2% |
| Active solid-state devices (e.g., transistors, sol... (257) | 48 | 2.2% | 0.3% |
| Coded data generation or conversion... (341) | 48 | 2.2% | 1.6% |
| Miscellaneous active electrical nonlinear devices,... (327) | 46 | 2.1% | 1% |
| Chairs and seats... (297) | 45 | 2.1% | 1.5% |
| Drug, bio-affecting and body treating compositions... (424) | 45 | 2.1% | 0.3% |
| Land vehicles... (280) | 42 | 1.9% | 0.8% |
| Amplifiers... (330) | 40 | 1.9% | 1.9% |
| Tobacco... (131) | 36 | 1.7% | 8.6% |

| | | | |
|---|----|------|------|
| Fabric (woven, knitted, or nonwoven textile or clo... (442) | 35 | 1.6% | 4.2% |
| Stock material or miscellaneous articles... (428) | 35 | 1.6% | 0.4% |
| Multiplex communications... (370) | 28 | 1.3% | 0.1% |
| Optical waveguides... (385) | 28 | 1.3% | 0.4% |
| Internal-combustion engines... (123) | 26 | 1.2% | 0.6% |
| Plant protecting and regulating compositions... (504) | 26 | 1.2% | 5.8% |
| Communications: electrical... (340) | 25 | 1.2% | 0.2% |
| Semiconductor device manufacturing: process... (438) | 24 | 1.1% | 0.1% |
| Boots, shoes, and leggings... (36) | 23 | 1.1% | 2.3% |
| Synthetic resins or natural rubbers -- part of the... (524) | 22 | 1% | 0.7% |
| Liquid purification or separation... (210) | 21 | 1% | 0.4% |
| Chemistry: molecular biology and microbiology... (435) | 20 | 0.9% | 0.1% |
| Data processing: vehicles, navigation, and relativ... (701) | 20 | 0.9% | 0.2% |

Patents (by local inventors) assigned to local companies (top 25 or less):
 NOTE: this company count is likely less than the total company account above because the above count includes local companies with non-local inventors.

| Company Name | Patents |
|--|---------|
| RF Micro Devices, Inc. | 209 |
| Thomasville Furniture Industries, Inc. | 54 |
| Camco Manufacturing, Inc. | 51 |
| Gilbarco Inc. | 51 |
| Volvo Group North America, LLC | 38 |
| TransTech Pharma, Inc. | 34 |
| Sealy Technology LLC | 28 |
| Precision Fabrics Group, Inc. | 27 |
| Ultra-Mek, Inc. | 27 |
| Camco Manufacturing Inc. | 24 |
| Evonik Stockhausen, LLC | 24 |
| Endura Products, Inc. | 23 |
| Flint Trading, Inc. | 23 |
| Sealy Technology, LLC | 23 |
| Volvo Trucks North America, Inc. | 22 |
| Thermaco, Inc. | 20 |
| Akeva L.L.C. | 18 |
| Syngenta Crop Protection, Inc. | 16 |
| High Point Pharmaceuticals, LLC | 13 |
| Newell Window Furnishings, Inc. | 12 |
| The Quantum Group, Inc. | 12 |
| Confinement Telephony Technology, LLC | 11 |
| Gerbings, LLC | 11 |
| Syngenta Crop Protection LLC | 10 |
| Highland Industries, Inc. | 9 |

Top 25 (or less) local inventors:

| Inventor | Company | Patents |
|-----------------------------|--|---------|
| Ahmed Mohamed Abdelatty Ali | Analog Devices, Inc. | 30 |
| Timothy M. O'Hare | Thomasville Furniture Industries, Inc. | 28 |
| Marcus L. Murphy | Ultra-Mek, Inc. | 27 |
| Adnan M. M. Mjalli | TransTech Pharma, Inc. | 25 |
| Corey Marion | Microsoft Corporation | 25 |
| D. Stephen Hoffman | Ultra-Mek, Inc. | 25 |
| David Lanham | Microsoft Corporation | 25 |
| Travis Zuker | Microsoft Corporation | 25 |
| Kukjin Han | Hardware Resources, Inc. | 24 |
| Earl David Forrest | Liberty Hardware Mfg. Corp. | 23 |
| Bruce A. Angel | Camco Manufacturing, Inc. | 22 |
| Anthony D. Moore | Camco Manufacturing, Inc. | 20 |
| Julio Costa | RF Micro Devices, Inc. | 20 |

| | | |
|----------------------------|---|----|
| William C. Batten | Thermaco, Inc. | 20 |
| Brent Van Camp | Endura Products, Inc. | 19 |
| David F. Meschan | Akeva L.L.C. | 18 |
| Jennifer McConnell | Liberty Hardware Mfg. Corp. | 18 |
| Steven Richard Bopp | Tyco Electronics Corporation | 18 |
| Bruce W. Kyles | Thermaco, Inc. | 17 |
| William T. Brockington | Camco Manufacturing, Inc. | 17 |
| Natarajan Vaidhyanathan | International Business Machines Corporation | 16 |
| Patrick Kammer | C Change Surgical LLC | 16 |
| Roman Zbigniew Arkiszewski | RF Micro Devices, Inc. | 16 |
| Scott M. Risdon | Thomasville Furniture Industries, Inc. | 16 |
| Thomas A. Caputo | Newell Window Furnishings, Inc. | 16 |

> GREENVILLE, NC [24780]

List of 26 included communities:

AYDEN, NC; BELLARTHUR, NC; BETHEL, NC; CHOCOWINITY, NC; FALKLAND, NC; FARMVILLE, NC; FOUNTAIN, NC; GREENVILLE, NC; GRIFTON, NC; GRIMESLAND, NC; HOOKERTON, NC; LA GRANGE, NC; MACCLESFIELD, NC; MAURY, NC; PIKEVILLE, NC; ROBERSONVILLE, NC; SEABOARD, NC; SIMPSON, NC; SNOW HILL, NC; STANTONSBURG, NC; STOKES, NC; TARBORO, NC; VANCEBORO, NC; WALSTONBURG, NC; WASHINGTON, NC; WINTERVILLE, NC

Economics:

| Indiv Tax Returns | Cum Indiv Income | Co Tax Returns | Cum Co Income |
|-------------------|------------------|----------------|---------------|
| 129120 | 5975234000 | 5610 | 138766000 |

Entity Counts:

| Org Type | Count |
|----------|-------|
| Company | 39 |
| HigherEd | 1 |

39 IP-based companies out of 5610 business tax returns = 0.7% in IP company density.

| Year | Est Population | Inventors | Inv / 1000 | Patents | Local Cos | Art Classes |
|------|----------------|-----------|------------|---------|-----------|-------------|
| 2005 | | 9 | | 12 | 3 | 8 |
| 2006 | | 30 | | 25 | 5 | 21 |
| 2007 | | 19 | | 19 | 7 | 17 |
| 2008 | | 25 | | 19 | 5 | 18 |
| 2009 | | 23 | | 21 | 3 | 18 |
| 2010 | 168148 | 33 | 0.2 | 32 | 6 | 28 |
| 2011 | 170763 | 53 | 0.31 | 48 | 3 | 35 |
| 2012 | 172895 | 31 | 0.18 | 30 | 2 | 21 |
| 2013 | 174351 | 48 | 0.28 | 38 | 5 | 26 |
| 2014 | 175354 | 41 | 0.23 | 38 | 5 | 26 |

| | Inventors | Patents |
|---------|-----------|---------|
| Totals: | 210 | 282 |

Top 25 Art Classes:

| Art Class (code) | Patents | % this metro | % top 250 |
|---|---------|--------------|-----------|
| Cleaning and liquid contact with solids... (134) | 18 | 6.4% | 1.1% |
| Drug, bio-affecting and body treating compositions... (514) | 14 | 5% | 0.1% |
| Drug, bio-affecting and body treating compositions... (424) | 14 | 5% | 0.1% |
| Surgery... (606) | 10 | 3.5% | 0.1% |
| Abrasive tool making process, material, or composi... (51) | 6 | 2.1% | 5.1% |
| Supports: cabinet structure... (312) | 6 | 2.1% | 0.9% |
| Surgery... (600) | 6 | 2.1% | 0.1% |
| Surgery... (604) | 6 | 2.1% | 0.1% |
| Data processing: vehicles, navigation, and relativ... (701) | 5 | 1.8% | 0.1% |
| Chemistry: molecular biology and microbiology... (435) | 5 | 1.8% | 0% |
| Computer-aided design and analysis of circuits and... (716) | 5 | 1.8% | 0.1% |
| Illumination... (362) | 5 | 1.8% | 0.1% |
| Measuring and testing... (73) | 5 | 1.8% | 0.3% |
| Motor vehicles... (180) | 5 | 1.8% | 0.2% |
| Plastic and nonmetallic article shaping or treatin... (264) | 5 | 1.8% | 0.2% |

| | | | |
|---|---|------|------|
| Communications: electrical... (340) | 4 | 1.4% | 0% |
| Electrical connectors... (439) | 4 | 1.4% | 0.1% |
| Fishing, trapping, and vermin destroying... (43) | 4 | 1.4% | 0.5% |
| Internal-combustion engines... (123) | 4 | 1.4% | 0.1% |
| Static information storage and retrieval... (365) | 4 | 1.4% | 0% |
| Stoves and furnaces... (126) | 4 | 1.4% | 0.6% |
| Supports: racks... (211) | 4 | 1.4% | 0.3% |
| Surgery: light, thermal, and electrical applicatio... (607) | 4 | 1.4% | 0.1% |
| Chairs and seats... (297) | 3 | 1.1% | 0.1% |
| Gas separation: processes... (95) | 3 | 1.1% | 0.4% |

Patents (by local inventors) assigned to local companies (top 25 or less):
 NOTE: this company count is likely less than the total company account above
 because the above count includes local companies with non-local inventors.

| Company Name | Patents |
|-----------------------------------|---------|
| East Carolina University | 28 |
| Hatteras Hammocks, Inc. | 7 |
| KidKusion Inc. | 7 |
| Practicon, Inc. | 7 |
| KidKusion Inc | 5 |
| Encelle, Inc. | 4 |
| Buck Supply Co., Inc. | 2 |
| Kerdea Technologies, Inc. | 2 |
| Attends Healthcare Products, Inc. | 2 |
| Lunasee, LLC | 2 |
| Kidkusion, Inc. | 2 |
| Sharpe Innovations, Inc. | 2 |
| Overton's, Inc. | 1 |
| Metrics, Inc. | 1 |
| Janus Development Group | 1 |
| Heli, LLC | 1 |
| Hatteras Hammocks Inc. | 1 |
| Hair Doozy, LLC | 1 |
| Guardtracker Innovations, LLC. | 1 |
| Grady-White Boats, Inc. | 1 |
| Freddy & Friends, LLC | 1 |
| EyeExpert, LLC | 1 |
| Eflag Professional Solutions, LLC | 1 |
| East Carolina University | 1 |
| Buck Diesel Engines, Inc. | 1 |

Top 25 (or less) local inventors:

| Inventor | Company | Patents |
|----------------------|---------------------------------|---------|
| Thomas C. Morse | Camfil Farr, Inc. | 20 |
| Virgil J. Francisco | Electrolux Home Products, Inc. | 10 |
| Suad Elkasevic | BSH Home Appliances Corporation | 9 |
| Bradley P. Griffin | Practicon, Inc. | 7 |
| Christopher M. Bowen | KidKusion Inc. | 7 |
| Cynthia L. Bowen | KidKusion Inc. | 7 |
| Mark D. Montgomery | Electrolux Home Products, Inc. | 7 |
| James L. Burrows | Electrolux Home Products, Inc. | 6 |
| Christopher M. Bowen | KidKusion Inc | 5 |
| David Sumner | Electrolux Home Products, Inc. | 5 |
| Donald Jones | Harper Brush Works, Inc. | 5 |
| Jesse A. Branch, III | Hatteras Hammocks, Inc. | 5 |
| Purvis Bedenbaugh | Cranial Medical Systems, Inc. | 5 |
| Randall P. Fry | LSI Corporation | 5 |
| Randy Cox | Harper Brush Works, Inc. | 5 |
| Cynthia L. Bowen | KidKusion Inc | 4 |

| | | |
|------------------------|-----------------------------------|---|
| Gregory Van Vooren | Electrolux Home Products, Inc. | 4 |
| Harold Peters | B. Braun Avitum AG | 4 |
| Randy C. Cox | Harper Brush Works, Inc. | 4 |
| Richard Chris Klann | Pioneer Surgical Technology, Inc. | 4 |
| Ronald Stewart Hill | Pioneer Surgical Technology, Inc. | 4 |
| Steven A. Shaw | ABB Technology AG | 4 |
| Anne Elizabeth Kellogg | East Carolina University | 3 |
| Christopher J. Goodwin | NMHG Oregon, LLC | 3 |
| Diane A. Semer | East Carolina University | 3 |

> GREENVILLE-MAULDIN-EASLEY, SC [24860]

List of 41 included communities:

BELTON, SC; CAMPOBELLO, SC; CENTRAL, SC; CHAPPELLE, SC; CLEMSON, SC; CLEVELAND, SC; CLINTON, SC; CONESTEE, SC; CROSS HILL, SC; EASLEY, SC; ENOREE, SC; FOUNTAIN INN, SC; GRAY COURT, SC; GREENVILLE, SC; GREER, SC; HONEA PATH, SC; JOANNA, SC; KINARDS, SC; LANDRUM, SC; LAURENS, SC; LIBERTY, SC; MARIETTA, SC; MAULDIN, SC; MOUNTVILLE, SC; NORRIS, SC; PELZER, SC; PENDLETON, SC; PICKENS, SC; PIEDMONT, SC; SIMPSONVILLE, SC; SIX MILE, SC; SLATER, SC; SUNSET, SC; TAYLORS, SC; TIGERVILLE, SC; TRAVELERS REST, SC; TRYON, NC; WARE SHOALS, SC; WATERLOO, SC; WHITMIRE, SC; WOODRUFF, SC

Economics:

| Indiv Tax Returns | Cum Indiv Income | Co Tax Returns | Cum Co Income |
|-------------------|------------------|----------------|---------------|
| 414240 | 22965562000 | 21960 | 640212000 |

Entity Counts:

| Org Type | Count |
|----------|-------|
| Company | 172 |
| HigherEd | 4 |

172 IP-based companies out of 21960 business tax returns = 0.78% in IP company density.

| Year Est Population | Inventors | Inv / 1000 | Patents | Local Cos | Art Classes |
|---------------------|-----------|------------|---------|-----------|-------------|
| 2005 | 291 | | 218 | 25 | 101 |
| 2006 | 361 | | 278 | 33 | 107 |
| 2007 | 323 | | 225 | 27 | 110 |
| 2008 | 284 | | 196 | 23 | 101 |
| 2009 | 376 | | 247 | 18 | 96 |
| 2010 824112 | 434 | 0.53 | 290 | 25 | 114 |
| 2011 833417 | 585 | 0.7 | 422 | 31 | 124 |
| 2012 842037 | 738 | 0.88 | 581 | 29 | 153 |
| 2013 850406 | 686 | 0.81 | 545 | 35 | 150 |
| 2014 862463 | 797 | 0.92 | 651 | 35 | 168 |

| Inventors | Patents |
|--------------|---------|
| Totals: 2891 | 3653 |

Top 25 Art Classes:

| Art Class (code) | Patents | % this metro | % top 250 |
|---|---------|--------------|-----------|
| Surgery: light, thermal, and electrical applicatio... (607) | 366 | 10% | 5.1% |
| Fluid reaction surfaces (i.e., impellers)... (416) | 356 | 9.7% | 19.1% |
| Rotary kinetic fluid motors or pumps... (415) | 244 | 6.7% | 11.4% |
| Stock material or miscellaneous articles... (428) | 144 | 3.9% | 1.8% |
| Power plants... (60) | 99 | 2.7% | 19.8% |
| Electricity: electrical systems and devices... (361) | 75 | 2.1% | 0.9% |
| Synthetic resins or natural rubbers -- part of the... (524) | 55 | 1.5% | 1.8% |
| Resilient tires and wheels... (152) | 51 | 1.4% | 5.3% |
| Fabric (woven, knitted, or nonwoven textile or clo... (442) | 47 | 1.3% | 5.6% |
| Drug, bio-affecting and body treating compositions... (424) | 46 | 1.3% | 0.3% |
| Optical waveguides... (385) | 45 | 1.2% | 0.7% |
| Coating processes... (427) | 43 | 1.2% | 1.1% |
| Adhesive bonding and miscellaneous chemical manufa... (156) | 42 | 1.1% | 1.2% |

| | | | |
|---|----|------|------|
| Data processing: measuring, calibrating, or testin... (702) | 42 | 1.1% | 0.5% |
| Electric heating... (219) | 41 | 1.1% | 1.3% |
| Communications: electrical... (340) | 40 | 1.1% | 0.3% |
| Prime-mover dynamo plants... (290) | 40 | 1.1% | 3.2% |
| Land vehicles: dumping... (298) | 38 | 1% | 1.7% |
| Data processing: vehicles, navigation, and relativ... (701) | 37 | 1% | 0.4% |
| Plastic and nonmetallic article shaping or treatin... (264) | 35 | 1% | 1.1% |
| Data processing: generic control systems or specif... (700) | 32 | 0.9% | 0.5% |
| Compositions... (252) | 29 | 0.8% | 1.4% |
| Metal working... (29) | 29 | 0.8% | 8% |
| Illumination... (362) | 28 | 0.8% | 0.5% |
| Surgery... (604) | 27 | 0.7% | 0.3% |

Patents (by local inventors) assigned to local companies (top 25 or less):
 NOTE: this company count is likely less than the total company account above
 because the above count includes local companies with non-local inventors.

| Company Name | Patents |
|--|---------|
| Kemet Electronics Corporation | 93 |
| Clemson University | 68 |
| Zike, LLC | 41 |
| Jacobs Chuck Manufacturing Company | 25 |
| Clemson University Research Foundation | 24 |
| Hartness International, Inc. | 18 |
| Professional Tool Products, LLC | 15 |
| CompX International Inc. | 12 |
| Liquid Combustion Technology LLC | 10 |
| Span-America Medical Systems, Inc. | 8 |
| The Reliable Automatic Sprinkler Co., Inc. | 8 |
| Ellcon National, Inc. | 7 |
| Ethox Chemicals LLC | 7 |
| Marjen, Inc. | 7 |
| McLaughlin Group, Inc. | 7 |
| Woven Electronics, LLC | 7 |
| GHC Research Development Corporation | 6 |
| North American Rescue, LLC | 6 |
| Zipit Wireless, Inc. | 6 |
| Applied Engineering Solutions, Inc. | 5 |
| Ethox Chemicals, LLC | 5 |
| Greenville Hospital System | 5 |
| Innegrity, LLC | 5 |
| SmartTruck Systems, LLC | 5 |
| Alfmeier Corporation | 4 |

Top 25 (or less) local inventors:

| Inventor | Company | Patents |
|--------------------------------|--------------------------|---------|
| Thomas Edward Johnson | General Electric Company | 58 |
| Willy Steve Ziminsky | General Electric Company | 51 |
| Benjamin Paul Lacy | General Electric Company | 37 |
| Gilbert Otto Kraemer | General Electric Company | 35 |
| Jonathan Dwight Berry | General Electric Company | 34 |
| Stefan Herr | General Electric Company | 34 |
| Ronald Ralph Cairo | General Electric Company | 33 |
| Hua Zhang | General Electric Company | 32 |
| Srikanth Chandrudu Kottilingam | General Electric Company | 32 |
| Kevin Weston McMahan | General Electric Company | 31 |
| Nathan Anthony Scolari | Zike, LLC | 29 |
| Geoffrey David Myers | General Electric Company | 28 |
| Paul Stephen DiMascio | General Electric Company | 28 |
| Baifang Zuo | General Electric Company | 27 |

| | | |
|-----------------------|--------------------------|----|
| Lucas John Stoia | General Electric Company | 26 |
| Abdul Rafey Khan | General Electric Company | 24 |
| Gary Michael Itzel | General Electric Company | 24 |
| Ronald James Chila | General Electric Company | 23 |
| Stanley Kevin Widener | General Electric Company | 21 |
| William David York | General Electric Company | 21 |
| Jong Ho Uhm | General Electric Company | 20 |
| George Albert Goller | General Electric Company | 19 |
| John William Herbold | General Electric Company | 18 |
| Jon Conrad Schaeffer | General Electric Company | 18 |
| Yan Cui | General Electric Company | 18 |

> GULFPORT-BILOXI, MS [25060]

List of 21 included communities:

BAY SAINT LOUIS, MS; BILOXI, MS; CARRIERE, MS; DIAMONDHEAD, MS; DIBERVILLE, MS; GULFPORT, MS; KILN, MS; LAKESHORE, MS; LONG BEACH, MS; LUMBERTON, MS; MC HENRY, MS; PASS CHRISTIAN, MS; PEARLINGTON, MS; PERKINSTON, MS; PICAYUNE, MS; POPLARVILLE, MS; SAUCIER, MS; STENNIS SPACE CENTER, MS; VANCLEAVE, MS; WAVELAND, MS; WIGGINS, MS

Economics:

| Indiv Tax Returns | Cum Indiv Income | Co Tax Returns | Cum Co Income |
|-------------------|------------------|----------------|---------------|
| 159970 | 7488544000 | 5400 | 281549000 |

Entity Counts:

| Org Type | Count |
|----------|-------|
| Company | 8 |

8 IP-based companies out of 5400 business tax returns = 0.15% in IP company density.

| Year | Est Population | Inventors | Inv / 1000 | Patents | Local Cos | Art Classes |
|------|----------------|-----------|------------|---------|-----------|-------------|
| 2006 | | 19 | | 15 | 1 | 14 |
| 2008 | | 25 | | 28 | 1 | 20 |
| 2009 | | 22 | | 28 | 1 | 18 |
| 2010 | 370702 | 29 | 0.08 | 39 | 1 | 24 |
| 2011 | 375762 | 33 | 0.09 | 39 | 2 | 22 |
| 2014 | 386144 | 29 | 0.08 | 41 | 2 | 23 |

| Inventors | Patents |
|-------------|---------|
| Totals: 167 | 304 |

Top 25 Art Classes:

| Art Class (code) | Patents | % this metro | % top 250 |
|---|---------|--------------|-----------|
| Drug, bio-affecting and body treating compositions... (424) | 56 | 18.4% | 0.4% |
| Chemistry: natural resins or derivatives; peptides... (530) | 22 | 7.2% | 0.5% |
| Image analysis... (382) | 12 | 3.9% | 0.1% |
| Gas separation: processes... (95) | 11 | 3.6% | 1.4% |
| Data processing: measuring, calibrating, or testin... (702) | 10 | 3.3% | 0.1% |
| Computer graphics processing and selective visual ... (345) | 7 | 2.3% | 0.1% |
| Compositions: coating or plastic... (106) | 7 | 2.3% | 0.5% |
| Chemistry: molecular biology and microbiology... (435) | 7 | 2.3% | 0% |
| Gas separation: apparatus... (96) | 7 | 2.3% | 2.8% |
| Organic compounds -- part of the class 532-570 ser... (554) | 6 | 2% | 0.9% |
| Chemistry: analytical and immunological testing... (436) | 4 | 1.3% | 0.1% |
| Chemistry of inorganic compounds... (423) | 4 | 1.3% | 0.2% |
| Solid material comminution or disintegration... (241) | 4 | 1.3% | 0.4% |
| Synthetic resins or natural rubbers -- part of the... (525) | 4 | 1.3% | 0.1% |
| Amusement devices: games... (273) | 3 | 1% | 0.2% |
| Ammunition and explosives... (102) | 3 | 1% | 0.3% |
| Data processing: database and file management or d... (707) | 3 | 1% | 0% |
| Conveyors: power-driven... (198) | 3 | 1% | 0.2% |
| Communications, electrical: acoustic wave systems ... (367) | 3 | 1% | 0.2% |
| Dentistry... (433) | 3 | 1% | 0.3% |

| | | | |
|---|---|----|------|
| Electrical computers and digital processing system... (709) | 3 | 1% | 0% |
| Implements or apparatus for applying pushing or pu... (254) | 3 | 1% | 0.4% |
| Material or article handling... (414) | 3 | 1% | 0.2% |
| Synthetic resins or natural rubbers -- part of the... (524) | 3 | 1% | 0.1% |
| Synthetic resins or natural rubbers -- part of the... (528) | 3 | 1% | 0.2% |

Patents (by local inventors) assigned to local companies (top 25 or less):
 NOTE: this company count is likely less than the total company account above because the above count includes local companies with non-local inventors.

| Company Name | Patents |
|--|---------|
| Blackledge Emulsions, Inc. | 2 |
| Unique Plants Inc. | 1 |
| The Institute for Technology Development | 1 |
| Institute for Technology Development | 1 |
| GULF COAST SHIPYARD GROUP, INC. | 1 |

Top 25 (or less) local inventors:

| Inventor | Company | Patents |
|---------------------------|--|---------|
| Hans J. Hansen | Immunomedics, Inc. | 87 |
| Christopher M. Paterson | Oreck Holdings, LLC | 24 |
| Charles W. Reynolds | Oreck Holdings, LLC | 14 |
| Bruce M. Kiern | Oreck Holdings, LLC | 9 |
| Dennis T. Lamb | Oreck Holdings, LLC | 9 |
| Bruce Kiern | Oreck Holdings, LLC | 6 |
| Hans Hansen | Immunomedics, Inc. | 6 |
| Wayne J. McLaurin | Mississippi State University | 6 |
| David B. Thomas | Solvay Advanced Polymers, L.L.C. | 5 |
| David C Young | The United States of America, as represented by th | 5 |
| Patricia R. Knight | Mississippi State University | 5 |
| Premnathan Naidoo | Akzo Nobel N.V. | 5 |
| Christopher M. Paterson | Oreck Holdings LLC | 4 |
| John D. Cannoy | DJ Inventions, LLC | 4 |
| Leslie J. Myrick | Solvay Advanced Polymers, L.L.C. | 4 |
| Owen T. Bourgeois | Oreck Holdings, LLC | 4 |
| Abraham L. Miller | Laitram, L.L.C. | 3 |
| Alan Weidemann | The United States of America, as represented by th | 3 |
| Alfred L. Hise | NCS Subsea, Inc. | 3 |
| Cecil T Pounders | THE UNITED STATES OF AMERICA AS REPRESENTED BY THE | 3 |
| Christopher Davis | Solvay Advanced Polymers, L.L.C. | 3 |
| Hans J. Hansen | The Ohio State University | 3 |
| James Elliott Merkle, Jr. | E I du Pont de Nemours and Company | 3 |
| James H. Stewart | General Motors Corporation | 3 |
| John R. Bohlen | Oreck Holdings, LLC | 3 |

> HAGERSTOWN-MARTINSBURG, MD-WV [25180]

List of 34 included communities:

BERKELEY SPRINGS, WV; BIG POOL, MD; BOONSBORO, MD; BROWNSVILLE, MD; BUNKER HILL, WV; CASCADE, MD; CAVETOWN, MD; CHEWSVILLE, MD; CLEAR SPRING, MD; FAIRPLAY, MD; FALLING WATERS, WV; FUNKSTOWN, MD; GERRARDSTOWN, WV; GLENGARY, WV; GREAT CACAPON, WV; HAGERSTOWN, MD; HANCOCK, MD; HEDGESVILLE, WV; INWOOD, WV; KEARNEYSVILLE, WV; KEEDYSVILLE, MD; KNOXVILLE, MD; MARTINSBURG, WV; MAUGANSVILLE, MD; MIDDLETOWN, MD; PAW PAW, WV; RIDGEWAY, WV; ROHRERSVILLE, MD; SABILLASVILLE, MD; SAINT JAMES, MD; SHARPSBURG, MD; SHEPHERDSTOWN, WV; SMITHSBURG, MD; WILLIAMSPORT, MD

Economics:

| Indiv Tax Returns | Cum Indiv Income | Co Tax Returns | Cum Co Income |
|-------------------|------------------|----------------|---------------|
| 144120 | 7807457000 | 5230 | 189736000 |

Entity Counts:

| Org Type | Count |
|----------|-------|
| Company | 23 |

23 IP-based companies out of 5230 business tax returns = 0.44% in IP company density.

| Year | Est Population | Inventors | Inv / 1000 | Patents | Local Cos | Art Classes |
|------|----------------|-----------|------------|---------|-----------|-------------|
| 2005 | | 31 | | 29 | 4 | 22 |
| 2006 | | 34 | | 34 | 2 | 25 |
| 2007 | | 32 | | 27 | 7 | 23 |
| 2008 | | 34 | | 33 | 7 | 20 |
| 2009 | | 44 | | 40 | 2 | 30 |
| 2010 | 251599 | 38 | 0.15 | 43 | 4 | 30 |
| 2011 | 254533 | 49 | 0.19 | 51 | 4 | 34 |
| 2012 | 256224 | 45 | 0.18 | 47 | 4 | 37 |
| 2013 | 257950 | 51 | 0.2 | 57 | 4 | 39 |
| 2014 | 260070 | 58 | 0.22 | 68 | 6 | 40 |

| Inventors | Patents |
|-------------|---------|
| Totals: 274 | 429 |

Top 25 Art Classes:

| Art Class (code) | Patents | % this metro | % top 250 |
|---|---------|--------------|-----------|
| Drug, bio-affecting and body treating compositions... (424) | 27 | 6.3% | 0.2% |
| Chemistry: molecular biology and microbiology... (435) | 23 | 5.4% | 0.1% |
| Drug, bio-affecting and body treating compositions... (514) | 23 | 5.4% | 0.1% |
| Data processing: database and file management or d... (707) | 16 | 3.7% | 0.1% |
| Data processing: financial, business practice, man... (705) | 15 | 3.5% | 0.1% |
| Multiplex communications... (370) | 15 | 3.5% | 0% |
| Data processing: presentation processing of docume... (715) | 12 | 2.8% | 0.1% |
| Internal-combustion engines... (123) | 10 | 2.3% | 0.2% |
| Conveyors: power-driven... (198) | 9 | 2.1% | 0.7% |
| Information security... (726) | 9 | 2.1% | 0.1% |
| Motor vehicles... (180) | 8 | 1.9% | 0.4% |
| Article dispensing... (221) | 7 | 1.6% | 1.2% |
| Electricity: electrical systems and devices... (361) | 7 | 1.6% | 0.1% |
| Liquid purification or separation... (210) | 7 | 1.6% | 0.1% |

| | | | |
|---|---|------|------|
| Surgery: splint, brace, or bandage... (602) | 7 | 1.6% | 0.3% |
| Harvesters... (56) | 6 | 1.4% | 0.4% |
| Chemical apparatus and process disinfecting, deodo... (422) | 5 | 1.2% | 0.1% |
| Communications: electrical... (340) | 5 | 1.2% | 0% |
| Chemistry: natural resins or derivatives; peptides... (530) | 5 | 1.2% | 0.1% |
| Interactive video distribution systems... (725) | 5 | 1.2% | 0.1% |
| Organic compounds -- part of the class 532-570 ser... (536) | 5 | 1.2% | 0.1% |
| Radiant energy... (250) | 5 | 1.2% | 0.1% |
| Stock material or miscellaneous articles... (428) | 5 | 1.2% | 0.1% |
| Chemistry of inorganic compounds... (423) | 4 | 0.9% | 0.2% |
| Data processing: measuring, calibrating, or testin... (702) | 4 | 0.9% | 0% |

Patents (by local inventors) assigned to local companies (top 25 or less):
 NOTE: this company count is likely less than the total company account above
 because the above count includes local companies with non-local inventors.

| Company Name | Patents |
|---------------------------------------|---------|
| Terrasimco Inc. | 5 |
| Jamison Door Company | 4 |
| Royal Vendors, Inc. | 4 |
| Rampf Molds Industries, Inc. | 3 |
| Weddle Tool Company | 2 |
| JLG Industries, Inc. | 2 |
| Automated Merchandising Systems Inc. | 2 |
| Automated Mechandising Systems, Inc. | 1 |
| PROSystems, Inc. | 1 |
| Hub Labels, Inc. | 1 |
| GEOSTELLAR, INC. | 1 |
| DSI Underground Systems, Inc. | 1 |
| Dalb, Inc. | 1 |
| Automated Merchandising Systems, Inc. | 1 |

Top 25 (or less) local inventors:

| Inventor | Company | Patents |
|-------------------------|--|---------|
| Chun Tai | Mack Trucks, Inc. | 11 |
| James Daniel Carter | Melnor, Inc. | 10 |
| Darroll Joseph Neely | Ashworth Bros., Inc. | 9 |
| Roger F. Clark | AMG Idealcast Solar Corporation | 8 |
| Timothy Wayne Bumgarner | Apple Inc. | 8 |
| Mark A. Billadeau | Meso Scale Technologies, LLC | 7 |
| Steven Francz | Hillcrest Laboratories, Inc. | 7 |
| Andy Curtis | IAC Search & Media, Inc. | 6 |
| Ignacy Puszkiewicz | JLG Industries, Inc. | 6 |
| Kevin F. Corcoran | Current Technologies, LLC | 6 |
| Luke Waesche | Wright Manufacturing, Inc. | 6 |
| Dominic Zippilli | Luminal, Inc. | 5 |
| Ernst V. Arnold | Noxilizer, Inc. | 5 |
| Jonathan F. Smith | The United States of America as represented by the | 5 |
| Matthew Brinkman | Luminal, Inc. | 5 |
| Richard B. Tatem | The DIRECTV Group, Inc. | 5 |
| Walter John Simmons | Terrasimco Inc. | 5 |
| Christopher S. Badorrek | BAE Systems Information and Electronic Systems Int | 4 |
| Curtis L. Berry | Jamison Door Company | 4 |
| Gary M. Miller | Hubbell Incorporated | 4 |
| Gary Miller | Hubbell Incorporated | 4 |
| Ingo B. Joedicke | ISP Investments Inc. | 4 |
| John Jerwick | Mack Trucks, Inc. | 4 |
| Michael E. Kahl | Mack Trucks, Inc. | 4 |
| Timothy W. Bumgarner | Apple Inc. | 4 |

> HARRISBURG-CARLISLE, PA [25420]

List of 59 included communities:

BAINBRIDGE, PA; BERRYSBURG, PA; BIGLERVILLE, PA; BLAIN, PA; BOILING SPRINGS, PA; BOWMANSDALE, PA; CAMP HILL, PA; CARLISLE, PA; DALMATIA, PA; DAUPHIN, PA; DILLSBURG, PA; DUNCANNON, PA; EAST WATERFORD, PA; ELIZABETHTOWN, PA; ELIZABETHVILLE, PA; ELLIOTTSBURG, PA; ENOLA, PA; GARDNERS, PA; GRANTHAM, PA; GRANTVILLE, PA; GRATZ, PA; HALIFAX, PA; HARRISBURG, PA; HERNDON, PA; HERSHEY, PA; HIGHSPIRE, PA; HONEY GROVE, PA; HUMMELSTOWN, PA; ICKESBURG, PA; LANDISBURG, PA; LEMOYNE, PA; LIVERPOOL, PA; LOYSVILLE, PA; LYKENS, PA; MARYSVILLE, PA; MECHANICSBURG, PA; MIDDLETOWN, PA; MILLERSBURG, PA; MILLERSTOWN, PA; MOUNT HOLLY SPRINGS, PA; NEW BLOOMFIELD, PA; NEW BUFFALO, PA; NEW CUMBERLAND, PA; NEW GERMANTOWN, PA; NEW KINGSTOWN, PA; NEWBURG, PA; NEWPORT, PA; NEWVILLE, PA; PALMYRA, PA; PILLOW, PA; PLAINFIELD, PA; SHERMANS DALE, PA; SHIPPENSBURG, PA; SPRING GLEN, PA; SUMMERDALE, PA; TOWER CITY, PA; WALNUT BOTTOM, PA; WICONISCO, PA; WILLIAMSTOWN, PA

Economics:

| Indiv Tax Returns | Cum Indiv Income | Co Tax Returns | Cum Co Income |
|-------------------|------------------|----------------|---------------|
| 341220 | 20011032000 | 14400 | 563107000 |

Entity Counts:

| Org Type | Count |
|----------|-------|
| Company | 85 |
| HigherEd | 1 |

85 IP-based companies out of 14400 business tax returns = 0.59% in IP company density.

| Year | Est Population | Inventors | Inv / 1000 | Patents | Local Cos | Art Classes |
|------|----------------|-----------|------------|---------|-----------|-------------|
| 2005 | | 191 | | 152 | 13 | 51 |
| 2006 | | 227 | | 178 | 14 | 56 |
| 2007 | | 197 | | 165 | 10 | 56 |
| 2008 | | 172 | | 170 | 17 | 47 |
| 2009 | | 184 | | 162 | 7 | 43 |
| 2010 | 549475 | 252 | 0.46 | 236 | 16 | 63 |
| 2011 | 551935 | 239 | 0.43 | 201 | 14 | 54 |
| 2012 | 554827 | 274 | 0.49 | 230 | 17 | 80 |
| 2013 | 557906 | 249 | 0.45 | 213 | 21 | 81 |
| 2014 | 560849 | 276 | 0.49 | 234 | 23 | 79 |

| Inventors | Patents |
|--------------|---------|
| Totals: 1218 | 1941 |

Top 25 Art Classes:

| Art Class (code) | Patents | % this metro | % top 250 |
|---|---------|--------------|-----------|
| Electrical connectors... (439) | 970 | 50% | 14.3% |
| Optical waveguides... (385) | 81 | 4.2% | 1.2% |
| Chemistry: molecular biology and microbiology... (435) | 42 | 2.2% | 0.2% |
| Drug, bio-affecting and body treating compositions... (514) | 35 | 1.8% | 0.2% |
| Electricity: electrical systems and devices... (361) | 32 | 1.6% | 0.4% |
| Illumination... (362) | 27 | 1.4% | 0.5% |
| Crop threshing or separating... (460) | 26 | 1.3% | 12.7% |
| Data processing: financial, business practice, man... (705) | 20 | 1% | 0.1% |
| Food or edible material: processes, compositions, ... (426) | 20 | 1% | 1% |

| | | | |
|---|----|------|------|
| Electricity: conductors and insulators... (174) | 18 | 0.9% | 0.6% |
| Road structure, process, or apparatus... (404) | 18 | 0.9% | 1.8% |
| Land vehicles: dumping... (298) | 16 | 0.8% | 0.7% |
| Prosthesis (i.e., artificial body members), parts ... (623) | 16 | 0.8% | 0.3% |
| Drug, bio-affecting and body treating compositions... (424) | 15 | 0.8% | 0.1% |
| Data processing: database and file management or d... (707) | 14 | 0.7% | 0.1% |
| Land vehicles... (280) | 14 | 0.7% | 0.3% |
| Data processing: vehicles, navigation, and relativ... (701) | 13 | 0.7% | 0.1% |
| Bottles and jars... (215) | 12 | 0.6% | 1.9% |
| Handling: hand and hoist-line implements... (294) | 11 | 0.6% | 0.6% |
| Heat exchange... (165) | 11 | 0.6% | 1% |
| Surgery... (600) | 11 | 0.6% | 0.1% |
| Chairs and seats... (297) | 10 | 0.5% | 0.3% |
| Stock material or miscellaneous articles... (428) | 10 | 0.5% | 0.1% |
| Communications: electrical... (340) | 9 | 0.5% | 0.1% |
| Exercise devices... (482) | 9 | 0.5% | 0.4% |

Patents (by local inventors) assigned to local companies (top 25 or less):
 NOTE: this company count is likely less than the total company account above
 because the above count includes local companies with non-local inventors.

| Company Name | Patents |
|---|---------|
| Tyco Electronics Corporation | 343 |
| Ames True Temper, Inc. | 99 |
| Phoenix Contact Development & Manufacturing, Inc. | 18 |
| The Hershey Company | 16 |
| Phoenix Contact Development and Manufacturing, Inc. | 13 |
| The Ames Companies, Inc. | 11 |
| Advanced Scientifics, Inc. | 8 |
| Greenray Industries, Inc. | 6 |
| CCW Breakaways LLC | 5 |
| Apogee Biotechnology Corporation | 4 |
| SCI Products Inc. | 4 |
| The Beistle Company | 4 |
| Guth Laboratories, Inc. | 3 |
| Applied Research and Photonics, Inc. | 3 |
| CBV, Inc. | 3 |
| Advanced Precision Inc. | 3 |
| Lane Enterprises, Inc. | 3 |
| PRO Barrier Engineering, LLC | 3 |
| W. T. Storey, Inc. | 3 |
| Z-Band, Inc. | 3 |
| Amphenol InterCon Systems, Inc. | 2 |
| AMES TRUE TEMPER | 2 |
| ATP, Inc. | 2 |
| Colloid, LLC | 2 |
| Chyna, LLC | 2 |

Top 25 (or less) local inventors:

| Inventor | Company | Patents |
|---------------------------|-------------------------------|---------|
| Christopher George Daily | Tyco Electronics Corporation | 42 |
| Robert Neil Whiteman, Jr. | Tyco Electronics Corporation | 38 |
| Hung Viet Ngo | FCI Americas Technology LLC | 36 |
| Richard Elof Hamner | Tyco Electronics Corporation | 34 |
| Wayne Samuel Davis | Tyco Electronics Corporation | 33 |
| Matthew Richard McAlonis | Tyco Electronics Corporation | 32 |
| Hung Viet Ngo | FCI Americas Technology, Inc. | 31 |
| Jason M'Cheyne Reisinger | Tyco Electronics Corporation | 31 |
| Matthew Edward Mostoller | Tyco Electronics Corporation | 31 |
| Attalee S. Taylor | Tyco Electronics Corporation | 30 |

| | | |
|------------------------|----------------------------------|----|
| Herbert M. Farley | CNH America LLC | 29 |
| Chong Yi | Hon Hai Precision Ind. Co., Ltd. | 28 |
| Joshua O. Mullen | Ames True Temper, Inc. | 27 |
| Justin Shane McClellan | Tyco Electronics Corporation | 26 |
| Tod M. Harlan | Hon Hai Precision Ind. Co., Ltd. | 25 |
| Kevin E. Walker | Hon Hai Precision Ind. Co., Ltd. | 24 |
| John Wesley Hall | Tyco Electronics Corporation | 23 |
| Michael Warren Fogg | Tyco Electronics Corporation | 23 |
| Barry R. Albert | Ames True Temper, Inc. | 22 |
| Hurley Chester Moll | Tyco Electronics Corporation | 22 |
| Jonathan E. Buck | FCI Americas Technology LLC | 22 |
| Charles Dudley Copper | Tyco Electronics Corporation | 21 |
| Justin A. Howell | Graham Packaging Company, L.P. | 21 |
| Michael J. Phillips | Tyco Electronics Corporation | 21 |
| Joseph B. Shuey | FCI Americas Technology, Inc. | 20 |

> HARTFORD-WEST HARTFORD-EAST HARTFORD, CT [25540]

List of 95 included communities:

AMSTON, CT; ANDOVER, CT; AVON, CT; BERLIN, CT; BLOOMFIELD, CT; BOLTON, CT; BRISTOL, CT; BROAD BROOK, CT; BURLINGTON, CT; CANTON CENTER, CT; CANTON, CT; CENTERBROOK, CT; CHESTER, CT; CLINTON, CT; COBALT, CT; COLCHESTER, CT; COLLINSVILLE, CT; COLUMBIA, CT; COVENTRY, CT; CROMWELL, CT; DEEP RIVER, CT; DURHAM, CT; EAST BERLIN, CT; EAST GLASTONBURY, CT; EAST GRANBY, CT; EAST HADDAM, CT; EAST HAMPTON, CT; EAST HARTFORD, CT; EAST HARTLAND, CT; EAST WINDSOR HILL, CT; EAST WINDSOR, CT; EASTFORD, CT; ELLINGTON, CT; ENFIELD, CT; ESSEX, CT; FARMINGTON, CT; GLASTONBURY, CT; GRANBY, CT; HADDAM, CT; HARTFORD, CT; HEBRON, CT; HIGGANUM, CT; IVORYTON, CT; KILLINGWORTH, CT; MANCHESTER, CT; MANSFIELD CENTER, CT; MANSFIELD DEPOT, CT; MARION, CT; MARLBOROUGH, CT; MIDDLE HADDAM, CT; MIDDLEFIELD, CT; MIDDLETOWN, CT; MILLDALE, CT; MOODUS, CT; NEW BRITAIN, CT; NEWINGTON, CT; NORTH CANTON, CT; NORTH GRANBY, CT; OLD SAYBROOK, CT; PLAINVILLE, CT; PLANTSVILLE, CT; POQUONOCK, CT; PORTLAND, CT; RIVERTON, CT; ROCKFALL, CT; ROCKY HILL, CT; SALEM, CT; SIMSBURY, CT; SOMERS, CT; SOMERSVILLE, CT; SOUTH GLASTONBURY, CT; SOUTH WILLINGTON, CT; SOUTH WINDSOR, CT; SOUTHWINGTON, CT; STAFFORD SPRINGS, CT; STAFFORD, CT; STAFFORDVILLE, CT; STORRS MANSFIELD, CT; SUFFIELD, CT; TARIFFVILLE, CT; TOLLAND, CT; UNIONVILLE, CT; VERNON ROCKVILLE, CT; WEATOGUE, CT; WEST GRANBY, CT; WEST HARTFORD, CT; WEST HARTLAND, CT; WEST SIMSBURY, CT; WEST SUFFIELD, CT; WESTBROOK, CT; WETHERSFIELD, CT; WILLIMANTIC, CT; WILLINGTON, CT; WINDSOR LOCKS, CT; WINDSOR, CT

Economics:

| Indiv Tax Returns | Cum Indiv Income | Co Tax Returns | Cum Co Income |
|-------------------|------------------|----------------|---------------|
| 628420 | 46389689000 | 29720 | 1689355000 |

Entity Counts:

| Org Type | Count |
|----------|-------|
| Company | 397 |
| HigherEd | 8 |

397 IP-based companies out of 29720 business tax returns = 1.34% in IP company density.

| Year | Est Population | Inventors | Inv / 1000 | Patents | Local Cos | Art Classes |
|------|----------------|-----------|------------|---------|-----------|-------------|
| 2005 | | 735 | | 579 | 76 | 180 |
| 2006 | | 901 | | 751 | 78 | 208 |
| 2007 | | 711 | | 569 | 67 | 179 |
| 2008 | | 723 | | 584 | 63 | 183 |
| 2009 | | 808 | | 622 | 67 | 181 |
| 2010 | 1212381 | 957 | 0.79 | 806 | 77 | 207 |
| 2011 | 1216393 | 1047 | 0.86 | 929 | 83 | 204 |
| 2012 | 1215143 | 1249 | 1.03 | 1117 | 87 | 213 |
| 2013 | 1215943 | 1308 | 1.08 | 1107 | 102 | 236 |
| 2014 | 1214295 | 1481 | 1.22 | 1255 | 108 | 241 |

| Inventors | Patents |
|--------------|---------|
| Totals: 5294 | 8319 |

Top 25 Art Classes:

| Art Class (code) | Patents | % this metro | % top 250 |
|---|---------|--------------|-----------|
| Drug, bio-affecting and body treating compositions... (514) | 503 | 6% | 2.2% |
| Rotary kinetic fluid motors or pumps... (415) | 359 | 4.3% | 16.8% |
| Data processing: financial, business practice, man... (705) | 358 | 4.3% | 1.6% |
| Fluid reaction surfaces (i.e., impellers)... (416) | 281 | 3.4% | 15.1% |

| | | | |
|---|-----|------|-------|
| Chemistry: electrical current producing apparatus,... (429) | 229 | 2.8% | 5.9% |
| Surgery: light, thermal, and electrical applicatio... (607) | 207 | 2.5% | 2.9% |
| Optics: measuring and testing... (356) | 157 | 1.9% | 2.4% |
| Surgery... (606) | 149 | 1.8% | 1.1% |
| Surgery: splint, brace, or bandage... (602) | 145 | 1.7% | 5.2% |
| Elevator, industrial lift truck, or stationary lif... (187) | 138 | 1.7% | 43.8% |
| Stock material or miscellaneous articles... (428) | 132 | 1.6% | 1.6% |
| Elongated-member-driving apparatus... (227) | 122 | 1.5% | 9.9% |
| Drug, bio-affecting and body treating compositions... (424) | 114 | 1.4% | 0.8% |
| Data processing: measuring, calibrating, or testin... (702) | 111 | 1.3% | 1.3% |
| Optical waveguides... (385) | 100 | 1.2% | 1.5% |
| Surgery... (604) | 95 | 1.1% | 1% |
| Chemistry: molecular biology and microbiology... (435) | 94 | 1.1% | 0.5% |
| Surgery... (600) | 94 | 1.1% | 0.8% |
| Electricity: electrical systems and devices... (361) | 90 | 1.1% | 1.1% |
| Liquid purification or separation... (210) | 85 | 1% | 1.7% |
| Communications: electrical... (340) | 82 | 1% | 0.7% |
| Coating processes... (427) | 79 | 0.9% | 2% |
| Radiant energy... (250) | 73 | 0.9% | 0.9% |
| Metal founding... (164) | 72 | 0.9% | 8.8% |
| Internal-combustion engines... (123) | 68 | 0.8% | 1.5% |

Patents (by local inventors) assigned to local companies (top 25 or less):
 NOTE: this company count is likely less than the total company account above
 because the above count includes local companies with non-local inventors.

| Company Name | Patents |
|---|---------|
| United Technologies Corporation | 1931 |
| Hamilton Sundstrand Corporation | 364 |
| Otis Elevator Company | 218 |
| Hartford Fire Insurance Company | 171 |
| Zygo Corporation | 114 |
| Henkel Corporation | 106 |
| Carrier Corporation | 81 |
| University of Connecticut | 72 |
| UTC Power Corporation | 66 |
| UTC Fuel Cells, LLC | 60 |
| Whelen Engineering Company, Inc. | 55 |
| Stanley Black & Decker, Inc. | 51 |
| The Wiremold Company | 43 |
| The Stanley Works | 41 |
| United Technologies Corp. | 41 |
| Jacobs Vehicle Systems, Inc. | 40 |
| The University of Connecticut | 37 |
| Veeder-Root Company | 37 |
| Hamilton Sundstrand Space Systems International, Inc. | 27 |
| Stanadyne Corporation | 26 |
| Hamilton Sundstrand | 24 |
| Infiltrator Systems, Inc. | 23 |
| UTC Fire & Security Corporation | 21 |
| Beekley Corporation | 19 |
| Nuferrn | 19 |

Top 25 (or less) local inventors:

| Inventor | Company | Patents |
|----------------------|---------------------------------|---------|
| Gabriel L. Suci | United Technologies Corporation | 131 |
| Michael E. McCune | United Technologies Corporation | 63 |
| Nicholas A. Meanwell | Bristol-Myers Squibb Company | 63 |
| Brian D. Merry | United Technologies Corporation | 62 |
| Frederick M. Schwarz | United Technologies Corporation | 46 |

| | | |
|-----------------------------|---------------------------------|----|
| William G. Sheridan | United Technologies Corporation | 42 |
| Daniel L. Gysling | CiDRA Corporation | 38 |
| Paul Michael Scola | Bristol-Myers Squibb Company | 38 |
| Edward F. Pietraszkiewicz | United Technologies Corporation | 37 |
| Xavier Colonna De Lega | Zygo Corporation | 37 |
| Tao Wang | Bristol-Myers Squibb Company | 36 |
| Tracy A. Propheter-Hinckley | United Technologies Corporation | 36 |
| Christopher M. Dye | United Technologies Corporation | 35 |
| Peter J. De Groot | Zygo Corporation | 34 |
| Leon A. Pintsov | Pitney Bowes Inc. | 33 |
| Peter De Groot | Zygo Corporation | 33 |
| Brian Merry | United Technologies Corporation | 32 |
| Craig M. Beers | Hamilton Sundstrand Corporation | 31 |
| John A. Bender | Bristol-Myers Squibb Company | 31 |
| Piyasena Hewawasam | Bristol-Myers Squibb Company | 31 |
| Craig A. Nordeen | United Technologies Corporation | 30 |
| Thomas Wenchell | Covidien LP | 30 |
| David A. Litton | United Technologies Corporation | 29 |
| Jacek F. Gieras | Hamilton Sundstrand Corporation | 29 |
| Melvin Freling | United Technologies Corporation | 29 |

> HICKORY-LENOIR-MORGANTON, NC [25860]

List of 38 included communities:

BLOWING ROCK, NC; BOOMER, NC; CATAWBA, NC; CLAREMONT, NC; COLLETTSVILLE, NC; CONNELLYS SPRINGS, NC; CONOVER, NC; DENVER, NC; DREXEL, NC; GLEN ALPINE, NC; GRANITE FALLS, NC; HICKORY, NC; HIDDENITE, NC; HILDEBRAN, NC; HUDSON, NC; ICARD, NC; JONAS RIDGE, NC; LAWDALE, NC; LENOIR, NC; LINCOLNTON, NC; LINVILLE FALLS, NC; MAIDEN, NC; MORAVIAN FALLS, NC; MORGANTON, NC; NEBO, NC; NEWLAND, NC; NEWTON, NC; PATTERSON, NC; RHODISS, NC; RUTHERFORD COLLEGE, NC; SHERRILLS FORD, NC; STATESVILLE, NC; STONY POINT, NC; TAYLORSVILLE, NC; TERRELL, NC; UNION GROVE, NC; VALDESE, NC; VALE, NC

Economics:

| Indiv Tax Returns | Cum Indiv Income | Co Tax Returns | Cum Co Income |
|-------------------|------------------|----------------|---------------|
| 356530 | 17499023000 | 17630 | 555071000 |

Entity Counts:

| Org Type | Count |
|----------|-------|
| Company | 85 |

85 IP-based companies out of 17630 business tax returns = 0.48% in IP company density.

| Year | Est Population | Inventors | Inv / 1000 | Patents | Local Cos | Art Classes |
|------|----------------|-----------|------------|---------|-----------|-------------|
| 2005 | | 140 | | 100 | 13 | 47 |
| 2006 | | 105 | | 83 | 12 | 35 |
| 2007 | | 135 | | 106 | 17 | 43 |
| 2008 | | 133 | | 89 | 15 | 45 |
| 2009 | | 101 | | 76 | 16 | 38 |
| 2010 | 365497 | 149 | 0.41 | 103 | 11 | 41 |
| 2011 | 364392 | 103 | 0.28 | 87 | 9 | 44 |
| 2012 | 363711 | 147 | 0.4 | 133 | 16 | 56 |
| 2013 | 363373 | 174 | 0.48 | 145 | 17 | 58 |
| 2014 | 362896 | 204 | 0.56 | 185 | 22 | 56 |

| Inventors | Patents |
|-------------|---------|
| Totals: 772 | 1107 |

Top 25 Art Classes:

| Art Class (code) | Patents | % this metro | % top 250 |
|---|---------|--------------|-----------|
| Optical waveguides... (385) | 453 | 40.9% | 6.9% |
| Electricity: conductors and insulators... (174) | 34 | 3.1% | 1.1% |
| Data processing: financial, business practice, man... (705) | 22 | 2% | 0.1% |
| Optics: measuring and testing... (356) | 21 | 1.9% | 0.3% |
| Registers... (235) | 19 | 1.7% | 0.3% |
| Telephonic communications... (379) | 16 | 1.4% | 0.2% |
| Optical communications... (398) | 14 | 1.3% | 0.4% |
| Stock material or miscellaneous articles... (428) | 14 | 1.3% | 0.2% |
| Drug, bio-affecting and body treating compositions... (424) | 13 | 1.2% | 0.1% |
| Electrical connectors... (439) | 13 | 1.2% | 0.2% |
| Adhesive bonding and miscellaneous chemical manufa... (156) | 11 | 1% | 0.3% |
| Foundation garments... (450) | 11 | 1% | 4% |
| Image analysis... (382) | 11 | 1% | 0.1% |
| Modulators... (332) | 11 | 1% | 2.5% |

| | | | |
|---|----|------|------|
| Optics: eye examining, vision testing and correcti... (351) | 10 | 0.9% | 0.6% |
| Communications: electrical... (340) | 9 | 0.8% | 0.1% |
| Land vehicles... (280) | 9 | 0.8% | 0.2% |
| Deposit and collection receptacles... (232) | 7 | 0.6% | 3.3% |
| Plastic and nonmetallic article shaping or treatin... (264) | 7 | 0.6% | 0.2% |
| Supports: racks... (211) | 7 | 0.6% | 0.6% |
| Synthetic resins or natural rubbers -- part of the... (521) | 7 | 0.6% | 0.5% |
| Electricity: electrical systems and devices... (361) | 6 | 0.5% | 0.1% |
| Electricity: electrothermally or thermally actuate... (337) | 6 | 0.5% | 1.8% |
| Hydraulic and earth engineering... (405) | 6 | 0.5% | 0.3% |
| Land vehicles: dumping... (298) | 6 | 0.5% | 0.3% |

Patents (by local inventors) assigned to local companies (top 25 or less):
 NOTE: this company count is likely less than the total company account above
 because the above count includes local companies with non-local inventors.

| Company Name | Patents |
|--|---------|
| Corning Cable Systems LLC | 368 |
| Commscope, Inc. of North Carolina | 48 |
| Broyhill Furniture Industries, Inc. | 43 |
| Corning Optical Communications LLC | 31 |
| Bernhardt, L.L.C. | 19 |
| Corning Cable Systems, LLC. | 16 |
| Hickory Springs Manufacturing Company | 14 |
| RWL Corporation | 13 |
| Robert Abbey Inc. | 12 |
| Corning Cable Systems, LLC | 11 |
| US Conec, Ltd. | 11 |
| US Conec, Ltd | 10 |
| Network Integrity Systems Inc. | 8 |
| Commscope Inc. of North Carolina | 7 |
| Kewaunee Scientific Corporation | 5 |
| Century Furniture LLC | 4 |
| Andrew LLC | 4 |
| Freedom Shopping, Inc. | 4 |
| Supreme Elastic Corporation | 4 |
| Utility Solutions, Inc. | 4 |
| VT Leeboy, Inc. | 4 |
| Automated Solutions, LLC | 3 |
| Advanced Hydrogen Technologies Corporation | 3 |
| CommScope, Inc. | 3 |
| Flagship Brands, LLC | 3 |

Top 25 (or less) local inventors:

| Inventor | Company | Patents |
|---------------------------|-------------------------------------|---------|
| James P. Luther | Corning Cable Systems LLC | 67 |
| Thomas Theuerkorn | Corning Cable Systems LLC | 43 |
| Gary A. Huffstetler | Broyhill Furniture Industries, Inc. | 35 |
| Jeffrey B. Katz | Broyhill Furniture Industries, Inc. | 35 |
| Scott C. Dergins | Broyhill Furniture Industries, Inc. | 35 |
| Eric L. Buckland | Bioptigen, Inc. | 33 |
| Terry L. Cooke | Corning Cable Systems LLC | 32 |
| William Thomas Sanders | Bank of America Corporation | 30 |
| David L. Dean, Jr. | Corning Cable Systems LLC | 28 |
| Dennis M. Knecht | Corning Cable Systems LLC | 26 |
| James Phillip Luther | Corning Cable Systems LLC | 25 |
| Sheng Zhang | Adhezion Biomedical, LLC | 25 |
| Tory A. Klavuhn | Corning Cable Systems LLC | 23 |
| Christopher Paul Lewallen | Corning Cable Systems LLC | 22 |
| Robert B. Elkins, II | Corning Cable Systems LLC | 21 |

| | | |
|------------------------|---------------------------|----|
| Rafael Ruiz, Sr. | Adhezion Biomedical, LLC | 20 |
| William C. Hurley | Corning Cable Systems LLC | 20 |
| Lars K. Nielsen | Corning Cable Systems LLC | 18 |
| Kenneth D. Temple, Jr. | Corning Cable Systems LLC | 17 |
| Bob J. Overton | Draka Comteq, B.V. | 15 |
| Dennis Michael Knecht | Corning Cable Systems LLC | 15 |
| Xin Liu | Corning Cable Systems LLC | 14 |
| David A. Seddon | Corning Cable Systems LLC | 13 |
| Rick Berry | Bernhardt, L.L.C. | 13 |
| Robert W. Lackey | RWL Corporation | 13 |

> HOUMA-BAYOU CANE-THIBODAU, LA [26380]

List of 21 included communities:

BOURG, LA; CHAUVIN, LA; CUT OFF, LA; DES ALLEMANDS, LA; DONNER, LA; DULAC, LA; GALLIANO, LA; GHEENS, LA; GIBSON, LA; GOLDEN MEADOW, LA; GRAY, LA; HOUMA, LA; KRAEMER, LA; LAROSE, LA; LOCKPORT, LA; MATHEWS, LA; MONTEGUT, LA; RACELAND, LA; SCHRIEVER, LA; THERIOT, LA; THIBODAU, LA

Economics:

| Indiv Tax Returns | Cum Indiv Income | Co Tax Returns | Cum Co Income |
|-------------------|------------------|----------------|---------------|
| 135250 | 8523076000 | 6900 | 288907000 |

Entity Counts:

| Org Type | Count |
|----------|-------|
| Company | 22 |

22 IP-based companies out of 6900 business tax returns = 0.32% in IP company density.

| Year Est Population | Inventors | Inv / 1000 | Patents | Local Cos | Art Classes |
|---------------------|-----------|------------|---------|-----------|-------------|
| 2005 | 21 | | 27 | 2 | 15 |
| 2006 | 31 | | 29 | 4 | 16 |
| 2007 | 28 | | 21 | 3 | 10 |
| 2008 | 16 | | 12 | 1 | 10 |
| 2009 | 30 | | 23 | 6 | 16 |
| 2010 208178 | 24 | 0.12 | 28 | 3 | 11 |
| 2011 208626 | 19 | 0.09 | 16 | 4 | 12 |
| 2012 208856 | 31 | 0.15 | 33 | 5 | 15 |
| 2013 209963 | 34 | 0.16 | 31 | 7 | 19 |
| 2014 211348 | 33 | 0.16 | 33 | 7 | 18 |

| Inventors | Patents |
|-------------|---------|
| Totals: 172 | 253 |

Top 25 Art Classes:

| Art Class (code) | Patents | % this metro | % top 250 |
|---|---------|--------------|-----------|
| Wells... (166) | 84 | 33.2% | 1.4% |
| Hydraulic and earth engineering... (405) | 15 | 5.9% | 0.9% |
| Fluid handling... (137) | 10 | 4% | 0.3% |
| Measuring and testing... (73) | 10 | 4% | 0.5% |
| Communications: electrical... (340) | 8 | 3.2% | 0.1% |
| Handling: hand and hoist-line implements... (294) | 7 | 2.8% | 0.4% |
| Material or article handling... (414) | 6 | 2.4% | 0.5% |
| Harvesters... (56) | 5 | 2% | 0.3% |
| Electrical computers and digital processing system... (718) | 4 | 1.6% | 0.1% |
| Freight accommodation on freight carrier... (410) | 4 | 1.6% | 0.8% |
| Receptacles... (220) | 4 | 1.6% | 0.2% |
| Supports: racks... (211) | 4 | 1.6% | 0.3% |
| Earth boring, well treating, and oil field chemist... (507) | 3 | 1.2% | 0.4% |
| Dispensing... (222) | 3 | 1.2% | 0.1% |
| Butchering... (452) | 3 | 1.2% | 0.8% |
| Cleaning and liquid contact with solids... (134) | 3 | 1.2% | 0.2% |
| Boring or penetrating the earth... (175) | 3 | 1.2% | 0.2% |

| | | | |
|---|---|------|------|
| Expanded, threaded, driven, headed, tool-deformed,... (411) | 3 | 1.2% | 0.4% |
| Registers... (235) | 3 | 1.2% | 0% |
| Ships... (114) | 3 | 1.2% | 0.2% |
| Amusement devices: toys... (446) | 2 | 0.8% | 0.2% |
| Electrical computers and digital processing system... (709) | 2 | 0.8% | 0% |
| Closure fasteners... (292) | 2 | 0.8% | 0.2% |
| Chain, staple, and horseshoe making... (59) | 2 | 0.8% | 2.3% |
| Industrial electric heating furnaces... (373) | 2 | 0.8% | 1.3% |

Patents (by local inventors) assigned to local companies (top 25 or less):
 NOTE: this company count is likely less than the total company account above because the above count includes local companies with non-local inventors.

| Company Name | Patents |
|--|---------|
| Mako Rentals, Inc. | 30 |
| Integris Rentals, L.L.C. | 7 |
| Gulfstream Services, Inc. | 5 |
| Bilco Tools, Inc. | 5 |
| Wellbore Specialties, LLC | 4 |
| Alford Safety Services, Inc. | 3 |
| Antill Pipeline Construction Co., Inc. | 2 |
| Retract Innovations, LLC | 1 |
| Reel Pipe, LLC | 1 |
| LEBLANC And Associates, Inc | 1 |
| LeBlanc & Associates, Inc | 1 |
| Kenergy LLC | 1 |
| J Adams Co. | 1 |
| Downhole & Design International Corp. | 1 |
| Cross Rentals, Inc. | 1 |
| CONCENTRIC PIPE AND TOOL RENTALS, L.L.C. | 1 |
| Buern USA, L.L.C. | 1 |
| BibJib, Inc. | 1 |
| Arthur Keith McNeilly | 1 |
| American Advanced Technologies, LLC | 1 |

Top 25 (or less) local inventors:

| Inventor | Company | Patents |
|-------------------------|---|---------|
| Kip M. Robichaux | Mako Rentals, Inc. | 30 |
| Kenneth G. Caillouet | Mako Rentals, Inc. | 28 |
| Terry P. Robichaux | Mako Rentals, Inc. | 28 |
| Ray J. Hutchinson | Gilbarco Inc. | 18 |
| Michael L. Hinds | Deere & Company | 8 |
| Joseph A. Zierolf | Marathon Oil Company | 7 |
| Pierre L. Olivier | Integris Rentals, L.L.C. | 7 |
| Donny Logan | Mako Rentals, Inc. | 6 |
| Michael Lynn Hinds | Deere & Company | 6 |
| John Emile Hebert | Weatherford/Lamb, Inc. | 4 |
| Joseph Jude Boudreaux | Weatherford/Lamb, Inc. | 4 |
| Kyle Joseph Prestenback | International Business Machines Corporation | 4 |
| Patrick John Seely | Weatherford/Lamb, Inc. | 4 |
| Thomas A. Dupré | Weatherford/Lamb, Inc. | 4 |
| Tommy Grigsby | Halliburton Energy Services, Inc. | 4 |
| Dennis J. Penisson | Wellbore Specialties, LLC | 3 |
| Enrique V. Kortright | International Business Machines Corporation | 3 |
| Jason P. Albarado | Alford Safety Services, Inc. | 3 |
| Joey Naquin | Gulfstream Services, Inc. | 3 |
| Richard J. Robichaux | BTI Services, Inc. | 3 |
| William E. Coyle, Jr. | Bilco Tools, Inc. | 3 |
| Brian A Rodrigue | Deere & Company | 2 |
| Chad M Webre | Deere & Company | 2 |

Charles M Verdin
Chris A. Labat

Deere & Company
Loop LLC

2
2

> HOUSTON-SUGAR LAND-BAYTOWN, TX [26420]

List of 124 included communities:

ALIEF, TX; ALVIN, TX; ANAHUAC, TX; ANGLETON, TX; BACLIFF, TX; BARKER, TX; BAYTOWN, TX; BEASLEY, TX; BELLAIRE, TX; BELLVILLE, TX; BLEIBLERVILLE, TX; BOLING, TX; BRAZORIA, TX; BRENHAM, TX; BROOKSHIRE, TX; BURTON, TX; CAT SPRING, TX; CHANNELVIEW, TX; CHAPPELL HILL, TX; CLEVELAND, TX; CLUTE, TX; COLDSRING, TX; CONROE, TX; CROSBY, TX; CYPRESS, TX; DAISSETTA, TX; DAMON, TX; DANBURY, TX; DANCIGER, TX; DAYTON, TX; DEER PARK, TX; DEVERS, TX; DICKINSON, TX; DOBBIN, TX; EAST BERNARD, TX; FAYETTEVILLE, TX; FREEPORT, TX; FRESNO, TX; FRIENDSWOOD, TX; FULSHEAR, TX; GALENA PARK, TX; GALVESTON, TX; GILCHRIST, TX; GUY, TX; HAMSHIRE, TX; HANKAMER, TX; HARDIN, TX; HEMPSTEAD, TX; HIGH ISLAND, TX; HIGHLANDS, TX; HITCHCOCK, TX; HOCKLEY, TX; HOUSTON, TX; HUFFMAN, TX; HULL, TX; HUMBLE, TX; HUNTSVILLE, TX; INDUSTRY, TX; KATY, TX; KEMAH, TX; KENDLETON, TX; KENNEY, TX; KINGWOOD, TX; LA MARQUE, TX; LA PORTE, TX; LAKE JACKSON, TX; LEAGUE CITY, TX; LIBERTY, TX; LIVERPOOL, TX; LIVINGSTON, TX; MAGNOLIA, TX; MANVEL, TX; MISSOURI CITY, TX; MONT BELVIEU, TX; MONTGOMERY, TX; NEEDVILLE, TX; NEW CANEY, TX; NEW ULM, TX; NEW WAVERLY, TX; NORTH HOUSTON, TX; OAKHURST, TX; OLD OCEAN, TX; ORCHARD, TX; PASADENA, TX; PATTISON, TX; PEARLAND, TX; PINEHURST, TX; PLANTERSVILLE, TX; POINTBLANK, TX; PORT BOLIVAR, TX; PORTER, TX; PRAIRIE VIEW, TX; RAYWOOD, TX; RICHARDS, TX; RICHMOND, TX; ROMAYOR, TX; ROSENBERG, TX; ROSHARON, TX; ROUND TOP, TX; RYE, TX; SAN FELIPE, TX; SANTA FE, TX; SEABROOK, TX; SEALY, TX; SHEPHERD, TX; SILSBEE, TX; SIMONTON, TX; SOUTH HOUSTON, TX; SPLENDORA, TX; SPRING, TX; STAFFORD, TX; STOWELL, TX; SUGAR LAND, TX; SWEENY, TX; TEXAS CITY, TX; THOMPSONS, TX; TOMBALL, TX; WALLER, TX; WALLIS, TX; WALLISVILLE, TX; WEBSTER, TX; WEST COLUMBIA, TX; WILLIS, TX; WINNIE, TX

Economics:

| Indiv Tax Returns | Cum Indiv Income | Co Tax Returns | Cum Co Income |
|-------------------|------------------|----------------|---------------|
| 3452980 | 262712537000 | 166240 | 9818999000 |

Entity Counts:

| Org Type | Count |
|------------|-------|
| Company | 1815 |
| Foundation | 3 |
| HigherEd | 27 |

1815 IP-based companies out of 166240 business tax returns = 1.09% in IP company density.

| Year | Est Population | Inventors | Inv / 1000 | Patents | Local Cos | Art Classes |
|------|----------------|-----------|------------|---------|-----------|-------------|
| 2005 | | 2280 | | 1576 | 258 | 244 |
| 2006 | | 2796 | | 1952 | 315 | 244 |
| 2007 | | 2757 | | 1889 | 311 | 240 |
| 2008 | | 2776 | | 1854 | 294 | 251 |
| 2009 | | 2834 | | 1911 | 274 | 244 |
| 2010 | 5920416 | 3518 | 0.59 | 2601 | 349 | 270 |
| 2011 | 6060721 | 3563 | 0.59 | 2609 | 358 | 276 |
| 2012 | 6186923 | 3773 | 0.61 | 2821 | 373 | 288 |
| 2013 | 6333809 | 4425 | 0.7 | 3320 | 410 | 283 |
| 2014 | 6490180 | 4923 | 0.76 | 3739 | 450 | 285 |

| Inventors | Patents |
|---------------|---------|
| Totals: 18335 | 24272 |

Top 25 Art Classes:

| Art Class (code) | Patents | % this metro | % top 250 |
|------------------|---------|--------------|-----------|
| Wells... (166) | 4083 | 16.8% | 67.3% |

| | | | |
|---|------|------|-------|
| Boring or penetrating the earth... (175) | 1107 | 4.6% | 56.9% |
| Data processing: measuring, calibrating, or testin... (702) | 745 | 3.1% | 8.5% |
| Chemistry of hydrocarbon compounds... (585) | 639 | 2.6% | 38% |
| Synthetic resins or natural rubbers -- part of the... (526) | 587 | 2.4% | 29.5% |
| Electricity: measuring and testing... (324) | 544 | 2.2% | 7% |
| Earth boring, well treating, and oil field chemist... (507) | 501 | 2.1% | 68.3% |
| Communications, electrical: acoustic wave systems ... (367) | 470 | 1.9% | 37.5% |
| Synthetic resins or natural rubbers -- part of the... (525) | 454 | 1.9% | 15.9% |
| Chemistry: molecular biology and microbiology... (435) | 394 | 1.6% | 2.2% |
| Catalyst, solid sorbent, or support therefor: prod... (502) | 379 | 1.6% | 22.3% |
| Mineral oils: processes and products... (208) | 349 | 1.4% | 29.6% |
| Data processing: financial, business practice, man... (705) | 315 | 1.3% | 1.4% |
| Data processing: structural design, modeling, simu... (703) | 311 | 1.3% | 7.7% |
| Drug, bio-affecting and body treating compositions... (424) | 310 | 1.3% | 2.1% |
| Hydraulic and earth engineering... (405) | 304 | 1.3% | 17.6% |
| Drug, bio-affecting and body treating compositions... (514) | 301 | 1.2% | 1.3% |
| Organic compounds -- part of the class 532-570 ser... (568) | 298 | 1.2% | 28.4% |
| Communications: electrical... (340) | 276 | 1.1% | 2.3% |
| Synthetic resins or natural rubbers -- part of the... (524) | 276 | 1.1% | 9.1% |
| Radiant energy... (250) | 266 | 1.1% | 3.2% |
| Electricity: electrical systems and devices... (361) | 260 | 1.1% | 3.1% |
| Electrical computers and digital processing system... (713) | 259 | 1.1% | 2.1% |
| Chemical apparatus and process disinfecting, deodo... (422) | 228 | 0.9% | 5.2% |
| Stock material or miscellaneous articles... (428) | 227 | 0.9% | 2.8% |

Patents (by local inventors) assigned to local companies (top 25 or less):
 NOTE: this company count is likely less than the total company account above
 because the above count includes local companies with non-local inventors.

| Company Name | Patents |
|---|---------|
| Baker Hughes Incorporated | 2367 |
| Schlumberger Technology Corporation | 2039 |
| Hewlett-Packard Development Company, L.P. | 1333 |
| ExxonMobil Chemical Patents Inc. | 1116 |
| Halliburton Energy Services, Inc. | 895 |
| Shell Oil Company | 755 |
| Weatherford/Lamb, Inc. | 480 |
| Smith International, Inc. | 353 |
| ExxonMobil Upstream Research Company | 331 |
| Fina Technology, Inc. | 300 |
| William Marsh Rice University | 271 |
| Vetco Gray Inc. | 223 |
| ConocoPhillips Company | 194 |
| Cameron International Corporation | 186 |
| Univation Technologies, LLC | 155 |
| M-I L.L.C. | 137 |
| Kellogg Brown & Root LLC | 129 |
| Baylor College of Medicine | 118 |
| National Oilwell Varco, L.P. | 113 |
| BJ Services Company | 100 |
| Catalytic Distillation Technologies | 99 |
| WesternGeco L.L.C. | 95 |
| H R D Corporation | 88 |
| Landmark Graphics Corporation | 80 |
| Cyberonics, Inc. | 76 |

Top 25 (or less) local inventors:

| Inventor | Company | Patents |
|--------------------|------------------------------------|---------|
| Victor J. Johnston | Celanese International Corporation | 136 |
| R. Jay Warner | Celanese International Corporation | 93 |

| | | |
|----------------------|---|----|
| Rocco DiFoggio | Baker Hughes Incorporated | 93 |
| Heiko Weiner | Celanese International Corporation | 89 |
| Abbas Hassan | H R D Corporation | 86 |
| Aziz Hassan | H R D Corporation | 86 |
| Scott Lee Wellington | Shell Oil Company | 86 |
| Harold J. Vinegar | Shell Oil Company | 82 |
| Gary L. Swoboda | Texas Instruments Incorporated | 74 |
| Radmila Jevtic | Celanese International Corporation | 70 |
| Peijun Jiang | ExxonMobil Chemical Patents Inc. | 66 |
| James B. Crews | Baker Hughes Incorporated | 65 |
| Michael H. Johnson | Baker Hughes Incorporated | 62 |
| Tianping Huang | Baker Hughes Incorporated | 60 |
| Lincoln Sarager | Celanese International Corporation | 58 |
| Ebrahim Bagherzadeh | H R D Corporation | 57 |
| Richard E. Smalley | William Marsh Rice University | 55 |
| Bennett M. Richard | Baker Hughes Incorporated | 51 |
| David Lee | Celanese International Corporation | 51 |
| Paul J. Doczy | Hewlett-Packard Development Company, L.P. | 51 |
| Patrick Brant | ExxonMobil Chemical Patents Inc. | 50 |
| Yuelin Shen | Smith International, Inc. | 50 |
| Dinesh R. Patel | Schlumberger Technology Corporation | 49 |
| Yang Xu | Baker Hughes Incorporated | 49 |
| Youhe Zhang | Smith International, Inc. | 49 |

> HUNTINGTON-ASHLAND, WV-KY-OH [26580]

List of 52 included communities:

ARGILLITE, KY; ASHLAND, KY; BARBOURSVILLE, WV; BRANCLAND, WV; CATLETTSBURG, KY; CEREDO, WV; CHESAPEAKE, OH; CROWN CITY, OH; CRUM, WV; CULLODEN, WV; DENTON, KY; DUNLOW, WV; EAST LYNN, WV; FLATWOODS, KY; FORT GAY, WV; FRANKLIN FURNACE, OH; GARRISON, KY; GENOA, WV; GLENWOOD, WV; GRAYSON, KY; GREENUP, KY; HARTS, WV; HUNTINGTON, WV; IRONTON, OH; KENOVA, WV; KERMIT, WV; KIAHSVILLE, WV; KITTS HILL, OH; LAVALETTE, WV; LESAGE, WV; MILTON, WV; OAK HILL, OH; ONA, WV; PEDRO, OH; PRICHARD, WV; PROCTORVILLE, OH; RANGER, WV; ROCK CAMP, OH; RUSH, KY; RUSSELL, KY; SALT ROCK, WV; SCOTTOWN, OH; SHOALS, WV; SOUTH POINT, OH; SOUTH PORTSMOUTH, KY; SOUTH SHORE, KY; SOUTH WEBSTER, OH; WATERLOO, OH; WAYNE, WV; WILLOW WOOD, OH; WILSONDALE, WV; WORTHINGTON, KY

Economics:

| Indiv Tax Returns | Cum Indiv Income | Co Tax Returns | Cum Co Income |
|-------------------|------------------|----------------|---------------|
| 173090 | 8351793000 | 5890 | 218723000 |

Entity Counts:

| Org Type | Count |
|----------|-------|
| Company | 20 |
| HigherEd | 2 |

20 IP-based companies out of 5890 business tax returns = 0.34% in IP company density.

| Year | Est Population | Inventors | Inv / 1000 | Patents | Local Cos | Art Classes |
|------|----------------|-----------|------------|---------|-----------|-------------|
| 2005 | | 17 | | 12 | 5 | 12 |
| 2006 | | 20 | | 21 | 3 | 16 |
| 2007 | | 20 | | 18 | 3 | 14 |
| 2008 | | 30 | | 24 | 6 | 16 |
| 2009 | | 16 | | 11 | 1 | 11 |
| 2010 | 364908 | 30 | 0.08 | 22 | 4 | 18 |
| 2011 | 364937 | 19 | 0.05 | 15 | 5 | 14 |
| 2012 | 364944 | 34 | 0.09 | 20 | 5 | 17 |
| 2013 | 364189 | 27 | 0.07 | 20 | 5 | 17 |
| 2014 | 363325 | 19 | 0.05 | 18 | 5 | 17 |

| Inventors | Patents |
|-------------|---------|
| Totals: 159 | 181 |

Top 25 Art Classes:

| Art Class (code) | Patents | % this metro | % top 250 |
|---|---------|--------------|-----------|
| Mineral oils: processes and products... (208) | 14 | 7.7% | 1.2% |
| Boring or penetrating the earth... (175) | 8 | 4.4% | 0.4% |
| Hydraulic and earth engineering... (405) | 7 | 3.9% | 0.4% |
| Railways: surface track... (238) | 7 | 3.9% | 7.8% |
| Conveyors: power-driven... (198) | 5 | 2.8% | 0.4% |
| Telecommunications... (455) | 5 | 2.8% | 0% |
| Drug, bio-affecting and body treating compositions... (424) | 4 | 2.2% | 0% |
| Static structures (e.g., buildings)... (52) | 4 | 2.2% | 0.4% |
| Stock material or miscellaneous articles... (428) | 4 | 2.2% | 0% |
| Surgery... (604) | 4 | 2.2% | 0% |
| Data processing: financial, business practice, man... (705) | 3 | 1.7% | 0% |

| | | | |
|---|---|------|------|
| Chemistry: molecular biology and microbiology... (435) | 3 | 1.7% | 0% |
| Communications: electrical... (340) | 3 | 1.7% | 0% |
| Implements or apparatus for applying pushing or pu... (254) | 3 | 1.7% | 0.4% |
| Information security... (726) | 3 | 1.7% | 0% |
| Metal treatment... (148) | 3 | 1.7% | 0.4% |
| Mining or in situ disintegration of hard material... (299) | 3 | 1.7% | 1.3% |
| Organic compounds -- part of the class 532-570 ser... (568) | 3 | 1.7% | 0.3% |
| Prosthesis (i.e., artificial body members), parts ... (623) | 3 | 1.7% | 0% |
| Surgery: splint, brace, or bandage... (602) | 3 | 1.7% | 0.1% |
| Synthetic resins or natural rubbers -- part of the... (524) | 3 | 1.7% | 0.1% |
| Cleaning and liquid contact with solids... (134) | 2 | 1.1% | 0.1% |
| Classifying, separating, and assorting solids... (209) | 2 | 1.1% | 0.3% |
| Amusement devices: toys... (446) | 2 | 1.1% | 0.2% |
| Compositions: coating or plastic... (106) | 2 | 1.1% | 0.1% |

Patents (by local inventors) assigned to local companies (top 25 or less):
 NOTE: this company count is likely less than the total company account above
 because the above count includes local companies with non-local inventors.

| Company Name | Patents |
|--|---------|
| J.H. Fletcher & Co. | 15 |
| Darco International, Inc. | 7 |
| Huntington Alloys Corporation | 7 |
| Marshall University Research Corporation | 7 |
| Modular Security Systems, Inc. | 6 |
| Richwood Industries, Inc. | 6 |
| Richwood Industries | 3 |
| J. H. Fletcher & Co. | 2 |
| SMC Electrical Products, Inc. | 2 |
| XSYS Print Solutions US LLC | 1 |
| TW Environmental, Inc. | 1 |
| Service Wire Company | 1 |
| Marshall University Research Corp. | 1 |
| Paris Incorporated | 1 |
| Mor-Air Inc. | 1 |
| ICG Addcar Systems, LLC | 1 |
| Fred Herz Patents, LLC | 1 |
| Cloud 10, LLC | 1 |
| C.A.S.T. Minerals, Inc. | 1 |
| Aluminastic Corporation | 1 |

Top 25 (or less) local inventors:

| Inventor | Company | Patents |
|-------------------------|--|---------|
| Henry E. Wilson | J.H. Fletcher & Co. | 13 |
| Gregory E. Hinshaw | J.H. Fletcher & Co. | 11 |
| Craig M. Collins | J.H. Fletcher & Co. | 9 |
| William A. Kysliger | J.H. Fletcher & Co. | 7 |
| William B. Schwab | J.H. Fletcher & Co. | 7 |
| John M. Downey | Portec Rail Products, Inc. | 5 |
| Melvin D. Kiser | Marathon Ashland Petroleum LLC | 5 |
| Wu Zhang | Darco International, Inc. | 5 |
| Christopher Scott Smith | Richwood Industries, Inc. | 4 |
| Glenn Edward Farrow | Richwood Industries, Inc. | 4 |
| H. Darrel Darby, II | Darco International, Inc. | 4 |
| Richard Davis Stoll | Richwood Industries, Inc. | 4 |
| Robert Rhett Slagel | Modular Security Systems, Inc. | 4 |
| Timothy D. Burgess | J.H. Fletcher & Co. | 4 |
| David C. Boyer | Marathon Ashland Petroleum LLC | 3 |
| Donald P. Malone | DTX Technologies LLC | 3 |
| Dongru Qiu | Marshall University Research Corporation | 3 |

| | | |
|----------------------------|--|---|
| Lyle Paul | TearScience, Inc. | 3 |
| Sarwan K. Mannan | Huntington Alloys Corporation | 3 |
| Bill Blankenship | SMC Electrical Products, Inc. | 2 |
| Brett Clark Puckett | Huntington Alloys Corporation | 2 |
| Brian A. Baker | Huntington Alloys Corporation | 2 |
| Charles Christopher Asebes | Toyota Motor Engineering & Manufacturing North Ame | 2 |
| Christopher Scott Smith | Richwood Industries | 2 |
| David Alan Childers | Aplicare, Inc. | 2 |

> HUNTSVILLE, AL [26620]

List of 24 included communities:

ANDERSON, AL; ARDMORE, AL; ATHENS, AL; BELLE MINA, AL; BROWNSBORO, AL; CAPSHAW, AL; ELKMONT, AL; GURLEY, AL; HARVEST, AL; HAZEL GREEN, AL; HUNTSVILLE, AL; LESTER, AL; MADISON, AL; MERIDIANVILLE, AL; MOORESVILLE, AL; NEW HOPE, AL; NEW MARKET, AL; NORMAL, AL; OWENS CROSS ROADS, AL; ROGERSVILLE, AL; RYLAND, AL; TANNER, AL; TONEY, AL; WOODVILLE, AL

Economics:

| Indiv Tax Returns | Cum Indiv Income | Co Tax Returns | Cum Co Income |
|-------------------|------------------|----------------|---------------|
| 250350 | 16479305000 | 11580 | 357760000 |

Entity Counts:

| Org Type | Count |
|----------|-------|
| Company | 144 |
| HigherEd | 9 |

144 IP-based companies out of 11580 business tax returns = 1.24% in IP company density.

| Year | Est Population | Inventors | Inv / 1000 | Patents | Local Cos | Art Classes |
|------|----------------|-----------|------------|---------|-----------|-------------|
| 2005 | | 192 | | 139 | 19 | 65 |
| 2006 | | 205 | | 143 | 29 | 63 |
| 2007 | | 187 | | 132 | 28 | 66 |
| 2008 | | 199 | | 134 | 28 | 65 |
| 2009 | | 177 | | 130 | 26 | 63 |
| 2010 | 417593 | 272 | 0.65 | 242 | 41 | 91 |
| 2011 | 425248 | 230 | 0.54 | 191 | 35 | 93 |
| 2012 | 430231 | 273 | 0.63 | 234 | 29 | 101 |
| 2013 | 435997 | 334 | 0.77 | 308 | 34 | 100 |
| 2014 | 441086 | 321 | 0.73 | 270 | 39 | 93 |

| | Inventors | Patents |
|---------|-----------|---------|
| Totals: | 1447 | 1923 |

Top 25 Art Classes:

| Art Class (code) | Patents | % this metro | % top 250 |
|---|---------|--------------|-----------|
| Electricity: magnetically operated switches, magne... (335) | 93 | 4.8% | 7.1% |
| Multiplex communications... (370) | 89 | 4.6% | 0.3% |
| Drug, bio-affecting and body treating compositions... (424) | 77 | 4% | 0.5% |
| Communications: electrical... (340) | 69 | 3.6% | 0.6% |
| Pulse or digital communications... (375) | 58 | 3% | 0.4% |
| Communications: directive radio wave systems and d... (342) | 56 | 2.9% | 1.9% |
| Electric lamp and discharge devices: systems... (315) | 52 | 2.7% | 2.1% |
| Electricity: electrical systems and devices... (361) | 49 | 2.5% | 0.6% |
| Electrical computers and digital processing system... (709) | 45 | 2.3% | 0.2% |
| Synthetic resins or natural rubbers -- part of the... (525) | 44 | 2.3% | 1.5% |
| Computer graphics processing and selective visual ... (345) | 43 | 2.2% | 0.4% |
| Games using tangible projectile... (473) | 42 | 2.2% | 1% |
| Synthetic resins or natural rubbers -- part of the... (528) | 42 | 2.2% | 2.2% |
| Optics: measuring and testing... (356) | 39 | 2% | 0.6% |
| Aeronautics and astronautics... (244) | 36 | 1.9% | 1.3% |

| | | | |
|---|----|------|------|
| Radiant energy... (250) | 32 | 1.7% | 0.4% |
| Drug, bio-affecting and body treating compositions... (514) | 31 | 1.6% | 0.1% |
| Data processing: measuring, calibrating, or testin... (702) | 30 | 1.6% | 0.3% |
| Optical waveguides... (385) | 28 | 1.5% | 0.4% |
| Telephonic communications... (379) | 27 | 1.4% | 0.4% |
| Chemistry: molecular biology and microbiology... (435) | 26 | 1.4% | 0.1% |
| Telecommunications... (455) | 25 | 1.3% | 0.1% |
| Chemistry: natural resins or derivatives; peptides... (530) | 23 | 1.2% | 0.5% |
| Communications: radio wave antennas... (343) | 22 | 1.1% | 0.7% |
| Data processing: database and file management or d... (707) | 21 | 1.1% | 0.1% |

Patents (by local inventors) assigned to local companies (top 25 or less):
 NOTE: this company count is likely less than the total company account above because the above count includes local companies with non-local inventors.

| Company Name | Patents |
|---|---------|
| Adtran, Inc. | 182 |
| Universal Lighting Technologies, Inc. | 64 |
| Time Domain Corporation | 43 |
| Cedar Ridge Research, LLC | 35 |
| Nektar Therapeutics AL, Corporation | 34 |
| CFD Research Corporation | 27 |
| Correlated Magnetics Research, LLC | 22 |
| Baron Services, Inc. | 20 |
| Avocent Corporation | 16 |
| Cedar Ridge Research LLC | 16 |
| Synapse Wireless, Inc. | 16 |
| Correlated Magnetics Research LLC | 14 |
| Correlated Magnetics Research, LLC. | 14 |
| Q-Track Corporation | 14 |
| Cedar Ridge Research, LLC. | 13 |
| Mems Optical, Inc. | 11 |
| NeXolve Corporation | 11 |
| Morgan Research Corporation | 10 |
| New Century Pharmaceuticals, Inc. | 9 |
| The Board of Trustees of the University of Alabama, for and | 8 |
| Perkins Technical Services, Inc. | 7 |
| Serina Therapeutics, Inc. | 7 |
| Streamline Automation, LLC | 7 |
| Adtran Inc. | 6 |
| Carina Technology, Inc. | 6 |

Top 25 (or less) local inventors:

| Inventor | Company | Patents |
|-------------------------|---------------------------------------|---------|
| Antoni Kozlowski | Nektar Therapeutics | 66 |
| Michael D. Bentley | Nektar Therapeutics | 44 |
| Samuel P. McManus | Nektar Therapeutics | 34 |
| Larry W. Fullerton | Cedar Ridge Research, LLC | 33 |
| Mark D. Roberts | Cedar Ridge Research, LLC | 31 |
| Wei Xiong | Universal Lighting Technologies, Inc. | 29 |
| Douglas C. Winfield | Aero-X Golf, Inc. | 28 |
| J. Milton Harris | Nektar Therapeutics | 27 |
| Xiaoming Shen | Nektar Therapeutics | 26 |
| Larry W. Fullerton | Time Domain Corporation | 24 |
| Mark D. Roberts | Correlated Magnetics Research, LLC | 24 |
| Christopher Radzinski | Universal Lighting Technologies, Inc. | 22 |
| Larry W. Fullerton | Correlated Magnetics Research, LLC | 19 |
| Mary J. Bossard | Nektar Therapeutics | 19 |
| Jennifer Riggs-Sauthier | Nektar Therapeutics | 17 |
| Larry W. Fullerton | Cedar Ridge Research LLC | 16 |

| | | |
|--------------------|-------------------------------------|----|
| Mark D. Roberts | Time Domain Corporation | 15 |
| Antoni Kozlowski | Nektar Therapeutics AL, Corporation | 14 |
| Fred Chu | ADTRAN, Inc. | 14 |
| Larry W. Fullerton | Correlated Magnetics Research, LLC. | 14 |
| Mark D. Roberts | Correlated Magnetics Research, LLC. | 14 |
| Steven M. Robinson | Adtran, Inc. | 14 |
| Zihao Fang | Nektar Therapeutics | 14 |
| Kevin W. Schneider | ADTRAN, Inc. | 13 |
| Larry W. Fullerton | Cedar Ridge Research, LLC. | 13 |

> INDIANAPOLIS-CARMEL, IN [26900]

List of 98 included communities:

ADVANCE, IN; AMO, IN; ARCADIA, IN; ARLINGTON, IN; ATLANTA, IN; AVON, IN; BAINBRIDGE, IN; BARGERSVILLE, IN; BEECH GROVE, IN; BLOOMINGTON, IN; BOGGSTOWN, IN; BRAZIL, IN; BROOKLYN, IN; BROWNSBURG, IN; CAMBY, IN; CARMEL, IN; CARTHAGE, IN; CENTERPOINT, IN; CHARLOTTESVILLE, IN; CICERO, IN; CLAYTON, IN; CLOVERDALE, IN; COATESVILLE, IN; COLFAX, IN; COLUMBUS, IN; CRAWFORDSVILLE, IN; DANVILLE, IN; EDINBURGH, IN; EMINENCE, IN; FAIRLAND, IN; FILLMORE, IN; FINLY, IN; FISHERS, IN; FLAT ROCK, IN; FORTVILLE, IN; FOUNTAINTOWN, IN; FRANKFORT, IN; FRANKLIN, IN; FREETOWN, IN; GOSPORT, IN; GREENCASTLE, IN; GREENFIELD, IN; GREENSBURG, IN; GREENWOOD, IN; GWYNNEVILLE, IN; HELMSBURG, IN; INDIANAPOLIS, IN; JAMESTOWN, IN; KIRKLIN, IN; KNIGHTSTOWN, IN; LADOGA, IN; LEBANON, IN; LIZTON, IN; MANILLA, IN; MARKLEVILLE, IN; MARTINSVILLE, IN; MAXWELL, IN; MC CORDSVILLE, IN; MONROVIA, IN; MOORESVILLE, IN; MORGANTOWN, IN; MORRISTOWN, IN; NASHVILLE, IN; NEEDHAM, IN; NEW PALESTINE, IN; NEW ROSS, IN; NINEVEH, IN; NOBLESVILLE, IN; NORTH SALEM, IN; PARAGON, IN; PENDLETON, IN; PITTSBORO, IN; PLAINFIELD, IN; POLAND, IN; PUTNAMVILLE, IN; QUINCY, IN; REELSVILLE, IN; ROACHDALE, IN; ROCKVILLE, IN; RUSSELLVILLE, IN; SAINT PAUL, IN; SEYMOUR, IN; SHELBYVILLE, IN; SHERIDAN, IN; SHIRLEY, IN; STILESVILLE, IN; THORNTOWN, IN; TIPTON, IN; TRAFALGAR, IN; UNIONVILLE, IN; WALDRON, IN; WAVELAND, IN; WEST NEWTON, IN; WESTFIELD, IN; WHITELAND, IN; WHITESTOWN, IN; WILKINSON, IN; ZIONSVILLE, IN

Economics:

| Indiv Tax Returns | Cum Indiv Income | Co Tax Returns | Cum Co Income |
|-------------------|------------------|----------------|---------------|
| 1396580 | 88137089000 | 78360 | 2443017000 |

Entity Counts:

| Org Type | Count |
|----------|-------|
| Company | 552 |
| HigherEd | 16 |

552 IP-based companies out of 78360 business tax returns = 0.7% in IP company density.

| Year Est Population | Inventors | Inv / 1000 | Patents | Local Cos | Art Classes |
|---------------------|-----------|------------|---------|-----------|-------------|
| 2005 | 885 | | 559 | 89 | 193 |
| 2006 | 1018 | | 691 | 93 | 183 |
| 2007 | 948 | | 663 | 77 | 181 |
| 2008 | 869 | | 588 | 73 | 172 |
| 2009 | 997 | | 660 | 93 | 174 |
| 2010 1887877 | 1267 | 0.67 | 881 | 107 | 211 |
| 2011 1910206 | 1257 | 0.66 | 902 | 92 | 206 |
| 2012 1928783 | 1367 | 0.71 | 1079 | 120 | 208 |
| 2013 1953146 | 1510 | 0.77 | 1222 | 126 | 219 |
| 2014 1971274 | 1697 | 0.86 | 1398 | 134 | 226 |

| Inventors | Patents |
|--------------|---------|
| Totals: 6511 | 8643 |

Top 25 Art Classes:

| Art Class (code) | Patents | % this metro | % top 250 |
|---|---------|--------------|-----------|
| Drug, bio-affecting and body treating compositions... (514) | 638 | 7.4% | 2.8% |
| Multicellular living organisms and unmodified part... (800) | 434 | 5% | 7.6% |
| Surgery... (606) | 276 | 3.2% | 2.1% |
| Data processing: vehicles, navigation, and relativ... (701) | 224 | 2.6% | 2.5% |
| Prosthesis (i.e., artificial body members), parts ... (623) | 220 | 2.5% | 3.5% |

| | | | |
|---|-----|------|-------|
| Surgery... (600) | 179 | 2.1% | 1.6% |
| Communications: electrical... (340) | 176 | 2% | 1.5% |
| Surgery: splint, brace, or bandage... (602) | 165 | 1.9% | 5.9% |
| Surgery... (604) | 163 | 1.9% | 1.8% |
| Television... (348) | 159 | 1.8% | 2.4% |
| Chemistry: molecular biology and microbiology... (435) | 147 | 1.7% | 0.8% |
| Drug, bio-affecting and body treating compositions... (424) | 143 | 1.7% | 0.9% |
| Internal-combustion engines... (123) | 132 | 1.5% | 2.9% |
| Chairs and seats... (297) | 126 | 1.5% | 4.3% |
| Data processing: financial, business practice, man... (705) | 121 | 1.4% | 0.5% |
| Planetary gear transmission systems or components... (475) | 110 | 1.3% | 6.5% |
| Fluid handling... (137) | 102 | 1.2% | 3.5% |
| Pulse or digital communications... (375) | 95 | 1.1% | 0.7% |
| Organic compounds -- part of the class 532-570 ser... (546) | 94 | 1.1% | 5.3% |
| Telecommunications... (455) | 93 | 1.1% | 0.4% |
| Electrical generator or motor structure... (310) | 92 | 1.1% | 3.4% |
| Interactive video distribution systems... (725) | 92 | 1.1% | 2% |
| Plant protecting and regulating compositions... (504) | 88 | 1% | 19.7% |
| Chemistry: natural resins or derivatives; peptides... (530) | 87 | 1% | 1.9% |
| Multiplex communications... (370) | 86 | 1% | 0.3% |

Patents (by local inventors) assigned to local companies (top 25 or less):

NOTE: this company count is likely less than the total company account above because the above count includes local companies with non-local inventors.

| Company Name | Patents |
|--|---------|
| Eli Lilly and Company | 550 |
| Masco Corporation of Indiana | 375 |
| Cook Medical Technologies LLC | 370 |
| Roche Diagnostics Operations, Inc. | 253 |
| Dow AgroSciences LLC | 233 |
| Cummins Inc. | 191 |
| Rolls-Royce Corporation | 172 |
| Dow AgroSciences, LLC. | 146 |
| Cook Incorporated | 139 |
| Allison Transmission, Inc. | 100 |
| Indiana University Research and Technology Corporation | 90 |
| Cummins, Inc. | 80 |
| Rolls-Royce North American Technologies, Inc. | 61 |
| Fanimation, Inc. | 54 |
| Remy Technologies, L.L.C. | 54 |
| Suros Surgical Systems, Inc. | 48 |
| Dow Agrosiences, LLC | 39 |
| Firestone Industrial Products Company, LLC | 39 |
| Indiana Mills & Manufacturing, Inc. | 34 |
| BFS Diversified PProducts, LLC | 31 |
| Remy Technologies, LLC | 31 |
| Delta Faucet Company | 27 |
| Deflecto, LLC | 25 |
| Enerdel, Inc. | 24 |
| CVDevices, LLC | 23 |

Top 25 (or less) local inventors:

| Inventor | Company | Patents |
|-----------------------|-----------------------------------|---------|
| Thomas C. Frampton | Fanimation, Inc. | 50 |
| Celine Kwok | Masco Corporation of Indiana | 42 |
| Seth Fritz | Masco Corporation of Indiana | 40 |
| Ghassan S. Kassab | CVDevices, LLC | 39 |
| Matthew David Smalley | Pioneer Hi Bred International Inc | 38 |
| Donald Henry Willis | Thomson Licensing | 36 |

| | | |
|--------------------------|---|----|
| Eric R. Meyer | Hill-Rom Services, Inc. | 36 |
| Gregory Charles Marshall | Pioneer Hi-Bred International, Inc. | 35 |
| Thomas A. Osborne | Cook Medical Technologies LLC | 35 |
| William Joseph Laskar | Pioneer Hi-Bred International, Inc. | 35 |
| Gregory Charles Marshall | Pioneer Hi Bred International Inc | 34 |
| Thomas A. Osborne | Cook Incorporated | 34 |
| William Joseph Laskar | Pioneer Hi Bred International Inc | 34 |
| Joseph L. Mark | Suros Surgical Systems, Inc. | 33 |
| Kyle Jay Lively | Pioneer Hi-Bred International, Inc. | 33 |
| John E. Moore, Jr. | International Business Machines Corporation | 32 |
| Peter J. Lynch | Monsanto Technology LLC | 32 |
| Shu Lin | Thomson Licensing | 32 |
| Donald Klemen | General Motors Corporation | 31 |
| Kenneth L. Kramer | Hill-Rom Services, Inc. | 31 |
| Kyle Jay Lively | Pioneer Hi Bred International Inc | 31 |
| William Andrew Wilson | Pioneer Hi Bred International Inc | 31 |
| William Andrew Wilson | Pioneer Hi-Bred International, Inc. | 31 |
| Anthony Spangler | Masco Corporation of Indiana | 30 |
| Charles Thomas Cunyngnam | Pioneer Hi Bred International Inc | 29 |

> IOWA CITY, IA [26980]

List of 34 included communities:

AINSWORTH, IA; AMANA, IA; BRIGHTON, IA; CEDAR RAPIDS, IA; COLUMBUS JUNCTION, IA; CORALVILLE, IA; CRAWFORDSVILLE, IA; ELY, IA; FAIRFAX, IA; HIAWATHA, IA; HILLS, IA; HOMESTEAD, IA; IOWA CITY, IA; KALONA, IA; KEOTA, IA; LISBON, IA; LONE TREE, IA; MOUNT PLEASANT, IA; MOUNT VERNON, IA; NICHOLS, IA; NORTH LIBERTY, IA; OAKDALE, IA; OXFORD, IA; PARNELL, IA; RICHLAND, IA; RIVERSIDE, IA; SOLON, IA; SWISHER, IA; TIFFIN, IA; WASHINGTON, IA; WAYLAND, IA; WELLMAN, IA; WEST BRANCH, IA; WEST CHESTER, IA

Economics:

| Indiv Tax Returns | Cum Indiv Income | Co Tax Returns | Cum Co Income |
|-------------------|------------------|----------------|---------------|
| 128200 | 7739484000 | 7630 | 214835000 |

Entity Counts:

| Org Type | Count |
|------------|-------|
| Company | 75 |
| Foundation | 1 |
| HigherEd | 8 |

75 IP-based companies out of 7630 business tax returns = 0.98% in IP company density.

| Year | Est Population | Inventors | Inv / 1000 | Patents | Local Cos | Art Classes |
|------|----------------|-----------|------------|---------|-----------|-------------|
| 2005 | | 179 | | 130 | 11 | 74 |
| 2006 | | 206 | | 153 | 9 | 71 |
| 2007 | | 232 | | 147 | 16 | 58 |
| 2008 | | 225 | | 165 | 13 | 64 |
| 2009 | | 266 | | 224 | 16 | 87 |
| 2010 | 152586 | 290 | 1.9 | 258 | 8 | 81 |
| 2011 | 155560 | 334 | 2.15 | 262 | 17 | 91 |
| 2012 | 158834 | 311 | 1.96 | 267 | 17 | 98 |
| 2013 | 161829 | 337 | 2.08 | 298 | 20 | 98 |
| 2014 | 164357 | 407 | 2.48 | 363 | 24 | 98 |

| Inventors | Patents |
|--------------|---------|
| Totals: 1502 | 2267 |

Top 25 Art Classes:

| Art Class (code) | Patents | % this metro | % top 250 |
|---|---------|--------------|-----------|
| Multicellular living organisms and unmodified part... (800) | 184 | 8.1% | 3.2% |
| Telecommunications... (455) | 130 | 5.7% | 0.6% |
| Communications: directive radio wave systems and d... (342) | 108 | 4.8% | 3.6% |
| Multiplex communications... (370) | 94 | 4.1% | 0.3% |
| Chemistry: molecular biology and microbiology... (435) | 88 | 3.9% | 0.5% |
| Data processing: vehicles, navigation, and relativ... (701) | 80 | 3.5% | 0.9% |
| Drug, bio-affecting and body treating compositions... (514) | 75 | 3.3% | 0.3% |
| Pulse or digital communications... (375) | 73 | 3.2% | 0.6% |
| Communications: electrical... (340) | 58 | 2.6% | 0.5% |
| Communications: radio wave antennas... (343) | 57 | 2.5% | 1.9% |
| Amplifiers... (330) | 52 | 2.3% | 2.4% |
| Electricity: electrical systems and devices... (361) | 44 | 1.9% | 0.5% |
| Drug, bio-affecting and body treating compositions... (424) | 38 | 1.7% | 0.3% |

| | | | |
|---|----|------|------|
| Computer graphics processing and selective visual ... (345) | 37 | 1.6% | 0.3% |
| Registers... (235) | 37 | 1.6% | 0.6% |
| Supports: cabinet structure... (312) | 36 | 1.6% | 5.3% |
| Organic compounds -- part of the class 532-570 ser... (536) | 35 | 1.5% | 1% |
| Electrical computers and digital processing system... (709) | 34 | 1.5% | 0.1% |
| Prosthesis (i.e., artificial body members), parts ... (623) | 32 | 1.4% | 0.5% |
| Image analysis... (382) | 29 | 1.3% | 0.2% |
| Surgery... (600) | 28 | 1.2% | 0.2% |
| Surgery: light, thermal, and electrical applicatio... (607) | 25 | 1.1% | 0.3% |
| Telephonic communications... (379) | 24 | 1.1% | 0.3% |
| Electrical computers and digital processing system... (713) | 20 | 0.9% | 0.2% |
| Active solid-state devices (e.g., transistors, sol... (257) | 16 | 0.7% | 0.1% |

Patents (by local inventors) assigned to local companies (top 25 or less):
 NOTE: this company count is likely less than the total company account above
 because the above count includes local companies with non-local inventors.

| Company Name | Patents |
|--|---------|
| Rockwell Collins, Inc. | 655 |
| University of Iowa Research Foundation | 223 |
| Lightwaves Systems, Inc. | 31 |
| Rockwell Collins | 28 |
| The University of Iowa Research Foundation | 23 |
| Integrated DNA Technologies, Inc. | 13 |
| Hunter's Specialties, Inc. | 13 |
| KemPharm, Inc. | 11 |
| CIVCO Medical Instruments Co., Inc. | 10 |
| Tripletail Ventures, Inc. | 7 |
| GYCO, Inc. | 6 |
| ACP, Inc. | 6 |
| Cedarapids, Inc. | 5 |
| Crystal Group Inc. | 4 |
| Decisionmark Corp. | 4 |
| Mitec Incorporated | 4 |
| Rockwell Collins Inc. | 4 |
| Engineered Seal Products, Inc. | 3 |
| Centro, Inc. | 3 |
| Lightwaves Systems Inc. | 3 |
| Marpec, Inc. | 3 |
| Nelson Manufacturing Company | 3 |
| STB Enterprises, LLC | 3 |
| Vida Diagnostics, Inc. | 3 |
| Highway Equipment Company | 2 |

Top 25 (or less) local inventors:

| Inventor | Company | Patents |
|-----------------------|----------------------------|---------|
| Gary R. Stangland | Monsanto Technology LLC | 61 |
| Daniel L. Woodell | Rockwell Collins, Inc. | 60 |
| James B. West | Rockwell Collins, Inc. | 34 |
| David M. Snyder | Lightwaves Systems, Inc. | 31 |
| Ronald L. Mahany | Broadcom Corporation | 30 |
| James P. Mitchell | Rockwell Collins, Inc. | 27 |
| Kevin Chris Threlkeld | Syngenta Participations AG | 26 |
| Lee M. Paulsen | Rockwell Collins, Inc. | 26 |
| Ross K. Wilcoxon | Rockwell Collins, Inc. | 26 |
| Bruce D. Mellick | Lightwaves Systems, Inc. | 25 |
| Kevin Threlkeld | Syngenta Participations AG | 24 |
| Chad J. Rotter | Whirlpool Corporation | 23 |
| Robert J. Frank | Rockwell Collins, Inc. | 23 |
| David E. Jones | RF Micro Devices, Inc. | 22 |

| | | |
|-----------------------|--|----|
| Leslie D. Baych | Lightwaves Systems, Inc. | 22 |
| Nathan P. Lower | Rockwell Collins, Inc. | 22 |
| David Bernard Fischer | Pioneer Hi-Bred International, Inc. | 20 |
| Dean A. Martin | Whirlpool Corporation | 20 |
| Jeffery A. Finley | Rockwell Collins, Inc. | 20 |
| Beverly L. Davidson | University of Iowa Research Foundation | 19 |
| Steven E. Koenck | Rockwell Collins, Inc. | 19 |
| Travis Mickle | Shire LLC | 18 |
| Alan P. Boone | Rockwell Collins, Inc. | 17 |
| Philip T. Kennedy | Lightwaves Systems, Inc. | 17 |
| Steven G. Herndon | Whirlpool Corporation | 17 |

> JACKSON, MI [27100]

List of 28 included communities:

ALBION, MI; BROOKLYN, MI; CEMENT CITY, MI; CHELSEA, MI; CLARKLAKE, MI; CONCORD, MI; EATON RAPIDS, MI; GRASS LAKE, MI; HANOVER, MI; HOMER, MI; HORTON, MI; JACKSON, MI; JEROME, MI; JONESVILLE, MI; LESLIE, MI; LITCHFIELD, MI; MANCHESTER, MI; MICHIGAN CENTER, MI; MUNITH, MI; NAPOLEON, MI; NORVELL, MI; ONONDAGA, MI; PARMA, MI; PLEASANT LAKE, MI; RIVES JUNCTION, MI; SPRING ARBOR, MI; SPRINGPORT, MI; STOCKBRIDGE, MI

Economics:

| Indiv Tax Returns | Cum Indiv Income | Co Tax Returns | Cum Co Income |
|-------------------|------------------|----------------|---------------|
| 107100 | 5448107000 | 4390 | 140304000 |

Entity Counts:

| Org Type | Count |
|----------|-------|
| Company | 40 |
| HigherEd | 1 |

40 IP-based companies out of 4390 business tax returns = 0.91% in IP company density.

| Year | Est Population | Inventors | Inv / 1000 | Patents | Local Cos | Art Classes |
|------|----------------|-----------|------------|---------|-----------|-------------|
| 2005 | | 80 | | 71 | 7 | 45 |
| 2006 | | 66 | | 66 | 9 | 37 |
| 2007 | | 62 | | 67 | 4 | 40 |
| 2008 | | 61 | | 61 | 4 | 42 |
| 2009 | | 47 | | 51 | 4 | 36 |
| 2010 | 160248 | 77 | 0.48 | 79 | 5 | 56 |
| 2011 | 159678 | 73 | 0.46 | 79 | 5 | 47 |
| 2012 | 160156 | 78 | 0.49 | 103 | 6 | 47 |
| 2013 | 159909 | 104 | 0.65 | 114 | 6 | 51 |
| 2014 | 159741 | 92 | 0.58 | 105 | 10 | 51 |

| | Inventors | Patents |
|---------|-----------|---------|
| Totals: | 477 | 796 |

Top 25 Art Classes:

| Art Class (code) | Patents | % this metro | % top 250 |
|---|---------|--------------|-----------|
| Internal-combustion engines... (123) | 59 | 7.4% | 1.3% |
| Data processing: vehicles, navigation, and relativ... (701) | 53 | 6.7% | 0.6% |
| Surgery... (600) | 46 | 5.8% | 0.4% |
| Bottles and jars... (215) | 38 | 4.8% | 6% |
| Drug, bio-affecting and body treating compositions... (514) | 31 | 3.9% | 0.1% |
| Plastic article or earthenware shaping or treating... (425) | 24 | 3% | 1.7% |
| Fluid handling... (137) | 22 | 2.8% | 0.8% |
| Land vehicles: bodies and tops... (296) | 21 | 2.6% | 0.5% |
| Chemistry: molecular biology and microbiology... (435) | 19 | 2.4% | 0.1% |
| Surgery: splint, brace, or bandage... (602) | 16 | 2% | 0.6% |
| Plastic and nonmetallic article shaping or treatin... (264) | 14 | 1.8% | 0.4% |
| 192 clutches and power-stop control... (192) | 12 | 1.5% | 1.8% |
| Land vehicles: dumping... (298) | 12 | 1.5% | 0.5% |
| Chairs and seats... (297) | 11 | 1.4% | 0.4% |
| Land vehicles... (280) | 10 | 1.3% | 0.2% |

| | | | |
|---|---|------|------|
| Fluent material handling, with receiver or receive... (141) | 8 | 1% | 0.7% |
| Interrelated power delivery controls, including en... (477) | 8 | 1% | 1.3% |
| Synthetic resins or natural rubbers -- part of the... (525) | 8 | 1% | 0.3% |
| Valves and valve actuation... (251) | 8 | 1% | 0.8% |
| Acoustics... (181) | 7 | 0.9% | 0.9% |
| Aeronautics and astronautics... (244) | 7 | 0.9% | 0.3% |
| Data processing: generic control systems or specif... (700) | 7 | 0.9% | 0.1% |
| Electrical generator or motor structure... (310) | 7 | 0.9% | 0.3% |
| Illumination... (362) | 7 | 0.9% | 0.1% |
| Motor vehicles... (180) | 7 | 0.9% | 0.3% |

Patents (by local inventors) assigned to local companies (top 25 or less):
 NOTE: this company count is likely less than the total company account above
 because the above count includes local companies with non-local inventors.

| Company Name | Patents |
|---------------------------------|---------|
| Adco Products, Inc. | 6 |
| GSL Technology, Inc. | 3 |
| Securencrypt, LLC | 3 |
| Airmaster Fan Company | 2 |
| ADCO Products, LLC | 2 |
| C. Raker & Sons, Inc. | 2 |
| Huwais IP Holding LLC | 2 |
| Hi-Lex Controls, Inc. | 2 |
| Labor Aiding Systems, Inc. | 2 |
| Melling Tool Company | 2 |
| Unisorb, Inc. | 2 |
| Max Manufacturing | 1 |
| Lomar Machine & Tool Co. | 1 |
| Raizer Engineering, LLC | 1 |
| Patriot Antenna Systems, Inc. | 1 |
| Naturs Design, Inc. | 1 |
| MWJ, LLC | 1 |
| MP Hollywood LLC | 1 |
| Michigan Automotive Compressor | 1 |
| Kaymor, LLC | 1 |
| Full Spectrum Solutions | 1 |
| Fastner Advance Products | 1 |
| Fasco Industries, Inc. | 1 |
| Emergency Medical Systems, Inc. | 1 |
| Converter Technology, Inc. | 1 |

Top 25 (or less) local inventors:

| Inventor | Company | Patents |
|------------------------|-------------------------------------|---------|
| James H. Brauker | DexCom, Inc. | 40 |
| Jeff Williams | HandyLab, Inc. | 17 |
| William A. Slat | Plastipak Packaging, Inc. | 17 |
| Michael T. Lane | Amcor Limited | 16 |
| Luke A. Mast | Amcor Limited | 15 |
| Vaughn K. Mills | Eaton Corporation | 15 |
| Daniel Lee Pifer | Eaton Corporation | 14 |
| G. David Lisch | Amcor Limited | 14 |
| Robert Sarow Baskins | Ford Global Technologies, LLC | 13 |
| Eric E. Krueger | GM Global Technology Operations LLC | 12 |
| Anthony Beckman Hays | Michigan Aerospace Corporation | 10 |
| Robert D. Shaw | CertainTeed Corporation | 9 |
| Thomas Charles Gilbert | CertainTeed Corporation | 9 |
| David J. Stucky | CertainTeed Corporation | 8 |
| Frederick C. Beuerle | Amcor Limited | 8 |
| Michael J Prucka | DaimlerChrysler Corporation | 8 |

| | | |
|--------------------|---|---|
| Walter J. Strasser | Amcor Limited | 8 |
| Keith G. Olivier | Tenneco Automotive Operating Company Inc. | 7 |
| Kenneth M. Spink | Eaton Corporation | 7 |
| Michael T. Lane | Ocean Spray Cranberries, Inc. | 7 |
| Neil E. Robb | BorgWarner Inc. | 7 |
| Richard J. Steih | Amcor Limited | 7 |
| Thomas C. Gilbert | CertainTeed Corporation | 7 |
| Henry Hausler | Ford Global Technologies, LLC | 6 |
| Henry W. Hausler | Ford Global Technologies, LLC | 6 |

> JACKSON, MS [27140]

List of 48 included communities:

BOLTON, MS; BRANDON, MS; BRAXTON, MS; BYRAM, MS; CAMDEN, MS; CANTON, MS; CARTHAGE, MS; CLINTON, MS; CRYSTAL SPRINGS, MS; D LO, MS; EDWARDS, MS; FLORA, MS; FLORENCE, MS; FLOWOOD, MS; GALLMAN, MS; GEORGETOWN, MS; GOODMAN, MS; HARRISVILLE, MS; HAZLEHURST, MS; HERMANVILLE, MS; JACKSON, MS; LENA, MS; MADISON, MS; MAGEE, MS; MENDENHALL, MS; MORTON, MS; MOUNT OLIVE, MS; NEWHEBRON, MS; PATTISON, MS; PEARL, MS; PELAHATCHIE, MS; PICKENS, MS; PINEY WOODS, MS; PINOLA, MS; POCAHONTAS, MS; PUCKETT, MS; RAYMOND, MS; RICHLAND, MS; RIDGELAND, MS; SANDHILL, MS; SHARON, MS; STAR, MS; TERRY, MS; TOUGALOO, MS; UNION CHURCH, MS; UTICA, MS; WESSON, MS; WHITFIELD, MS

Economics:

| Indiv Tax Returns | Cum Indiv Income | Co Tax Returns | Cum Co Income |
|-------------------|------------------|----------------|---------------|
| 306430 | 15378156000 | 14530 | 535669000 |

Entity Counts:

| Org Type | Count |
|----------|-------|
| Company | 36 |
| HigherEd | 3 |

36 IP-based companies out of 14530 business tax returns = 0.25% in IP company density.

| Year | Est Population | Inventors | Inv / 1000 | Patents | Local Cos | Art Classes |
|------|----------------|-----------|------------|---------|-----------|-------------|
| 2005 | | 42 | | 38 | 7 | 31 |
| 2006 | | 29 | | 23 | 3 | 18 |
| 2007 | | 33 | | 32 | 4 | 28 |
| 2008 | | 21 | | 17 | 3 | 16 |
| 2009 | | 29 | | 31 | 2 | 26 |
| 2010 | 567122 | 34 | 0.06 | 33 | 5 | 28 |
| 2011 | 574402 | 46 | 0.08 | 40 | 7 | 29 |
| 2012 | 576899 | 46 | 0.08 | 44 | 8 | 27 |
| 2013 | 577219 | 42 | 0.07 | 38 | 7 | 24 |
| 2014 | 577564 | 58 | 0.1 | 46 | 10 | 26 |

| Inventors | Patents |
|-------------|---------|
| Totals: 281 | 342 |

Top 25 Art Classes:

| Art Class (code) | Patents | % this metro | % top 250 |
|---|---------|--------------|-----------|
| Surgery... (606) | 18 | 5.3% | 0.1% |
| Compositions: coating or plastic... (106) | 16 | 4.7% | 1.2% |
| Drug, bio-affecting and body treating compositions... (424) | 9 | 2.6% | 0.1% |
| Drug, bio-affecting and body treating compositions... (514) | 9 | 2.6% | 0% |
| Prosthesis (i.e., artificial body members), parts ... (623) | 9 | 2.6% | 0.1% |
| Synthetic resins or natural rubbers -- part of the... (524) | 9 | 2.6% | 0.3% |
| Data processing: generic control systems or specif... (700) | 8 | 2.3% | 0.1% |
| Telephonic communications... (379) | 8 | 2.3% | 0.1% |
| Communications: electrical... (340) | 7 | 2% | 0.1% |
| Multicellular living organisms and unmodified part... (800) | 7 | 2% | 0.1% |
| Telecommunications... (455) | 7 | 2% | 0% |
| Data processing: financial, business practice, man... (705) | 6 | 1.8% | 0% |

| | | | |
|---|---|------|------|
| Amusement devices: toys... (446) | 6 | 1.8% | 0.7% |
| Amusement devices: games... (273) | 6 | 1.8% | 0.4% |
| Games using tangible projectile... (473) | 6 | 1.8% | 0.1% |
| Road structure, process, or apparatus... (404) | 6 | 1.8% | 0.6% |
| Amplifiers... (330) | 5 | 1.5% | 0.2% |
| Data processing: measuring, calibrating, or testin... (702) | 5 | 1.5% | 0.1% |
| Supports... (248) | 5 | 1.5% | 0.2% |
| Surgery... (604) | 5 | 1.5% | 0.1% |
| Colloid systems and wetting agents; subcombination... (516) | 4 | 1.2% | 2.1% |
| Data processing: vehicles, navigation, and relativ... (701) | 4 | 1.2% | 0% |
| Electrical computers and digital data processing s... (710) | 4 | 1.2% | 0.1% |
| Error detection/correction and fault detection/rec... (714) | 4 | 1.2% | 0% |
| Land vehicles... (280) | 4 | 1.2% | 0.1% |

Patents (by local inventors) assigned to local companies (top 25 or less):
 NOTE: this company count is likely less than the total company account above
 because the above count includes local companies with non-local inventors.

| Company Name | Patents |
|--|---------|
| Primos, Inc. | 17 |
| SmartSynch, Inc. | 7 |
| Spinal U.S.A. | 6 |
| University of Mississippi Medical Center | 4 |
| Jackson State University | 3 |
| Cypress Pharmaceutical, Inc. | 3 |
| The University of Mississippi Medical Center | 3 |
| Advantage Pharmacy Services LLC | 2 |
| A & R Investing, LLC | 2 |
| Ergon Asphalt & Emulsions, Inc. | 2 |
| Samarion, Inc. | 2 |
| S.G. Enterprises, Inc. | 2 |
| Millennium Outdoors, LLC | 2 |
| Skyhawk Technologies, LLC. | 2 |
| SkyHawke Technologies, LLC | 2 |
| Sheldon Laboratory Systems, Inc. | 1 |
| Redundant Networks, Inc. | 1 |
| Precision Piling Systems, LLC | 1 |
| Mississippi Department of Transportation | 1 |
| International Spill Control LLC | 1 |
| Hubert W. Crook Computer Consultants, Inc. | 1 |
| Frame Safe LLC | 1 |
| Ergon Refining, Inc. | 1 |
| Ergen, Inc. | 1 |
| Engineering Services Inc. | 1 |

Top 25 (or less) local inventors:

| Inventor | Company | Patents |
|-----------------------|--|---------|
| Wilbur R. Primos | Primos, Inc. | 14 |
| Charles A. Weiss, Jr. | The United States of America as represented by the | 9 |
| Gaylon L. Baumgardner | A.L.M. Holding Company | 9 |
| Bartley P. Durst | The United States of America as represented by the | 5 |
| Gaylon L. Baumgardner | ALM Holding Co. | 5 |
| James Milton Phillips | Spinal USA, Inc. | 5 |
| Jeffrey Johnson | Spinal U.S.A. | 5 |
| John C. Morrison | Argent Development Group, LLC | 5 |
| Khusi Ram Tiwari | Pioneer Hi Bred International Inc | 5 |
| Mark E. Rodgers | SmartSynch, Inc. | 5 |
| John Lawrence Walker | Spinal USA, Inc. | 4 |
| Khusi Ram Tiwari | Pioneer Hi-Bred International, Inc. | 4 |
| Steven Wantling | Hexion Specialty Chemicals, Inc. | 4 |

| | | |
|-------------------------|------------------------------|---|
| Chester F. Robards, Jr. | Natural Choice Corporation | 3 |
| Dallas L. Nash, II | Skyhawke Technologies, LLC. | 3 |
| Gagan Puranik | Verizon Business Global LLC | 3 |
| Gerald Ballard | Howard Industries, Inc. | 3 |
| James W. Meadows | Skyhawke Technologies, LLC. | 3 |
| Kerry D. Roosmalen | Natural Choice Corporation | 3 |
| Lowell Dean Hansen | Eaton Corporation | 3 |
| Richard C. Edmonson | Skyhawke Technologies, LLC. | 3 |
| Richard L. Root | Skyhawke Technologies, LLC. | 3 |
| Robert L. Lewis | Cypress Pharmaceutical, Inc. | 3 |
| Scott D. Lee | Primos, Inc. | 3 |
| Stephen Oshinsky | Critical Alert Systems, LLC | 3 |

> JACKSONVILLE, FL [27260]

List of 31 included communities:

ATLANTIC BEACH, FL; BRYCEVILLE, FL; CALLAHAN, FL; DOCTORS INLET, FL; ELKTON, FL; FERNANDINA BEACH, FL; FLEMING ISLAND, FL; FLORAHOME, FL; GLEN SAINT MARY, FL; GREEN COVE SPRINGS, FL; HASTINGS, FL; HILLIARD, FL; JACKSONVILLE BEACH, FL; JACKSONVILLE, FL; KEYSTONE HEIGHTS, FL; LAKE GENEVA, FL; LAWTEY, FL; MACCLENNY, FL; MELROSE, FL; MIDDLEBURG, FL; NEPTUNE BEACH, FL; OLUSTEE, FL; ORANGE PARK, FL; PENNEY FARMS, FL; PONTE VEDRA BEACH, FL; PONTE VEDRA, FL; SAINT AUGUSTINE, FL; SAINT JOHNS, FL; SANDERSON, FL; STARKE, FL; YULEE, FL

Economics:

| Indiv Tax Returns | Cum Indiv Income | Co Tax Returns | Cum Co Income |
|-------------------|------------------|----------------|---------------|
| 730970 | 45745202000 | 45300 | 1027189000 |

Entity Counts:

| Org Type | Count |
|------------|-------|
| Company | 175 |
| Foundation | 2 |
| HigherEd | 3 |

175 IP-based companies out of 45300 business tax returns = 0.39% in IP company density.

| Year | Est Population | Inventors | Inv / 1000 | Patents | Local Cos | Art Classes |
|------|----------------|-----------|------------|---------|-----------|-------------|
| 2005 | | 168 | | 115 | 27 | 78 |
| 2006 | | 167 | | 124 | 25 | 80 |
| 2007 | | 156 | | 107 | 24 | 73 |
| 2008 | | 127 | | 96 | 19 | 65 |
| 2009 | | 121 | | 102 | 20 | 64 |
| 2010 | 1345596 | 218 | 0.16 | 172 | 32 | 88 |
| 2011 | 1361833 | 186 | 0.14 | 165 | 28 | 82 |
| 2012 | 1378834 | 219 | 0.16 | 195 | 32 | 84 |
| 2013 | 1396046 | 241 | 0.17 | 206 | 39 | 87 |
| 2014 | 1419127 | 284 | 0.2 | 232 | 44 | 90 |

| Inventors | Patents |
|--------------|---------|
| Totals: 1192 | 1514 |

Top 25 Art Classes:

| Art Class (code) | Patents | % this metro | % top 250 |
|---|---------|--------------|-----------|
| Surgery... (606) | 91 | 6% | 0.7% |
| Optics: eye examining, vision testing and correcti... (351) | 84 | 5.5% | 4.8% |
| Data processing: financial, business practice, man... (705) | 73 | 4.8% | 0.3% |
| Firearms... (42) | 43 | 2.8% | 3.4% |
| Surgery... (604) | 35 | 2.3% | 0.4% |
| Data processing: vehicles, navigation, and relativ... (701) | 33 | 2.2% | 0.4% |
| Surgery... (600) | 29 | 1.9% | 0.3% |
| Data processing: database and file management or d... (707) | 27 | 1.8% | 0.1% |
| Drug, bio-affecting and body treating compositions... (424) | 27 | 1.8% | 0.2% |
| Communications: electrical... (340) | 24 | 1.6% | 0.2% |
| Liquid purification or separation... (210) | 24 | 1.6% | 0.5% |
| Synthetic resins or natural rubbers -- part of the... (523) | 24 | 1.6% | 1.7% |

| | | | |
|---|----|------|------|
| Telecommunications... (455) | 24 | 1.6% | 0.1% |
| Drug, bio-affecting and body treating compositions... (514) | 23 | 1.5% | 0.1% |
| Chemistry: molecular biology and microbiology... (435) | 20 | 1.3% | 0.1% |
| Plastic and nonmetallic article shaping or treatin... (264) | 20 | 1.3% | 0.6% |
| Radiant energy... (250) | 19 | 1.3% | 0.2% |
| Illumination... (362) | 18 | 1.2% | 0.3% |
| Optical: systems and elements... (359) | 14 | 0.9% | 0.2% |
| Prosthesis (i.e., artificial body members), parts ... (623) | 14 | 0.9% | 0.2% |
| Electric lamp and discharge devices: systems... (315) | 13 | 0.9% | 0.5% |
| Electrical computers and digital processing system... (709) | 13 | 0.9% | 0.1% |
| Games using tangible projectile... (473) | 13 | 0.9% | 0.3% |
| Special receptacle or package... (206) | 13 | 0.9% | 0.4% |
| Synthetic resins or natural rubbers -- part of the... (526) | 13 | 0.9% | 0.7% |

Patents (by local inventors) assigned to local companies (top 25 or less):
 NOTE: this company count is likely less than the total company account above because the above count includes local companies with non-local inventors.

| Company Name | Patents |
|--|---------|
| Johnson & Johnson Vision Care, Inc. | 242 |
| Medtronic Xomed, Inc. | 61 |
| ParkerVision, Inc. | 24 |
| Quantum Engineering, Inc. | 20 |
| Grip Pod Systems, LLC | 19 |
| Grip Pod Systems, L.L.C. | 12 |
| Prezine, LLC | 10 |
| Clawson Custom Cues, Inc. | 8 |
| Biomet Microfixation, LLC | 8 |
| GEM Products, Inc. | 8 |
| Ixreveal, Inc. | 7 |
| Johnson & Johnson Vision Care, Inc | 6 |
| KLS-Martin, L.P. | 6 |
| Safariland, LLC | 6 |
| The Sy-Klone Company | 6 |
| CSXT Intellectual Properties Corporation | 5 |
| University of North Florida | 5 |
| Dwyer Precision Products, Inc. | 4 |
| Intrapartum, LLC | 4 |
| Johnson & Johnson Vision Care Inc. | 4 |
| MDI Technologies, Inc. | 4 |
| R & J East, Inc. | 4 |
| Sunoptic Technologies LLC | 4 |
| Tough Gear, Inc. | 4 |
| Unison Industries, LLC | 4 |

Top 25 (or less) local inventors:

| Inventor | Company | Patents |
|------------------------|-------------------------------------|---------|
| Mark Davidson | Virgin Islands Microsystems, Inc. | 30 |
| Randall B. Pugh | Johnson & Johnson Vision Care, Inc. | 30 |
| Azaam Alli | Johnson & Johnson Vision Care, Inc. | 27 |
| Douglas G. Vanderlaan | Johnson & Johnson Vision Care, Inc. | 27 |
| Mark Edward Kane | Quantum Engineering, Inc. | 20 |
| Adam Toner | Johnson & Johnson Vision Care, Inc. | 19 |
| Edward R. Kernick | Johnson & Johnson Vision Care, Inc. | 19 |
| James Francis Shockley | Quantum Engineering, Inc. | 19 |
| Joseph R. Moody | Grip Pod Systems, LLC | 19 |
| James D. Ford | Johnson & Johnson Vision Care, Inc. | 18 |
| Gregory A. Hill | Johnson & Johnson Vision Care, Inc. | 17 |
| Robert B. Steffen | Johnson & Johnson Vision Care, Inc. | 17 |
| Shivkumar Mahadevan | Johnson & Johnson Vision Care, Inc. | 16 |

| | | |
|--------------------|-------------------------------------|----|
| Jeffrey H. Roffman | Johnson & Johnson Vision Care, Inc. | 15 |
| Daniel B. Otts | Johnson & Johnson Vision Care, Inc. | 14 |
| Michael J. Bultman | ParkerVision, Inc. | 14 |
| David C. Turner | Johnson & Johnson Vision Care, Inc. | 13 |
| Edgar V. Menezes | Johnson & Johnson Vision Care, Inc. | 13 |
| John B. Enns | Johnson & Johnson Vision Care, Inc. | 13 |
| Michael F. Widman | Johnson & Johnson Vision Care, Inc. | 13 |
| David F. Sorrells | ParkerVision, Inc. | 12 |
| Joseph R. Moody | Grip Pod Systems, L.L.C. | 12 |
| Philippe F. Jubin | Johnson & Johnson Vision Care, Inc. | 12 |
| Dana A. Oliver | Medtronic Xomed, Inc. | 11 |
| P. Mark Powell | Johnson & Johnson Vision Care, Inc. | 11 |

> JACKSONVILLE, NC [27340]

List of 16 included communities:

BEULAVILLE, NC; CAMP LEJEUNE, NC; CHINQUAPIN, NC; HOLLY RIDGE, NC; HUBERT, NC; JACKSONVILLE, NC; MAPLE HILL, NC; MAYSVILLE, NC; MCCUTCHEON FIELD, NC; MIDWAY PARK, NC; PINK HILL, NC; RICHLANDS, NC; SNEADS FERRY, NC; STELLA, NC; SWANSBORO, NC; TARAWA TERRACE, NC

Economics:

| Indiv Tax Returns | Cum Indiv Income | Co Tax Returns | Cum Co Income |
|-------------------|------------------|----------------|---------------|
| 85330 | 3629989000 | 2620 | 86682000 |

Entity Counts:

| Org Type | Count |
|----------|-------|
| Company | 2 |

2 IP-based companies out of 2620 business tax returns = 0.08% in IP company density.

| Year Est Population | Inventors | Inv / 1000 | Patents | Local Cos | Art Classes |
|---------------------|-----------|------------|---------|-----------|-------------|
| 2012 183888 | 3 | 0.02 | 3 | 1 | 3 |
| 2013 185669 | 6 | 0.03 | 5 | 1 | 5 |

| Inventors | Patents |
|------------|---------|
| Totals: 38 | 42 |

Top 25 Art Classes:

| Art Class (code) | Patents | % this metro | % top 250 |
|---|---------|--------------|-----------|
| Cleaning compositions for solid surfaces, auxiliar... (510) | 5 | 11.9% | 0.3% |
| Drug, bio-affecting and body treating compositions... (514) | 5 | 11.9% | 0% |
| Surgery: light, thermal, and electrical applicatio... (607) | 3 | 7.1% | 0% |
| Exercise devices... (482) | 2 | 4.8% | 0.1% |
| Railways... (104) | 1 | 2.4% | 0.4% |
| Presses... (100) | 1 | 2.4% | 0.3% |
| Package and article carriers... (224) | 1 | 2.4% | 0.1% |
| Motor vehicles... (180) | 1 | 2.4% | 0% |
| Miscellaneous hardware (e.g., bushing, carpet fast... (16) | 1 | 2.4% | 0.5% |
| Metal deforming... (72) | 1 | 2.4% | 0.4% |
| Liquid purification or separation... (210) | 1 | 2.4% | 0% |
| Land vehicles: bodies and tops... (296) | 1 | 2.4% | 0% |
| Land vehicles... (280) | 1 | 2.4% | 0% |
| Information security... (726) | 1 | 2.4% | 0% |
| Inductor devices... (336) | 1 | 2.4% | 0.1% |
| Illumination... (362) | 1 | 2.4% | 0% |
| Harvesters... (56) | 1 | 2.4% | 0.1% |
| Fluid-pressure and analogous brake systems... (303) | 1 | 2.4% | 0.2% |
| Fluent material handling, with receiver or receive... (141) | 1 | 2.4% | 0.1% |
| Data processing: presentation processing of docume... (715) | 1 | 2.4% | 0% |
| Data processing: database and file management or d... (707) | 1 | 2.4% | 0% |
| Communications: electrical... (340) | 1 | 2.4% | 0% |
| Coating implements with material supply... (401) | 1 | 2.4% | 0.1% |
| Closure fasteners... (292) | 1 | 2.4% | 0.1% |
| Chemistry: molecular biology and microbiology... (435) | 1 | 2.4% | 0% |

Patents (by local inventors) assigned to local companies (top 25 or less):
 NOTE: this company count is likely less than the total company account above
 because the above count includes local companies with non-local inventors.

| Company Name | Patents |
|--------------------------|---------|
| Evoke Neuroscience, Inc. | 3 |
| EVOKE NEUROSCIENCE | 1 |
| DJ Technologies | 1 |

Top 25 (or less) local inventors:

| Inventor | Company | Patents |
|-------------------------|--|---------|
| David F. Power | Allergan, Inc. | 5 |
| Scott V. Evans | Eagle Industries Unlimited, Inc. | 5 |
| Frank J. Giordano | International Business Machines Corporation | 3 |
| Gregory Aaron Grissett | Unilever Home & Personal Care USA, division of Con | 3 |
| David W Hagedorn | Evoke Neuroscience, Inc. | 2 |
| Michael Penuel | BSH Home Appliances Corporation | 2 |
| Barbara J. Grabowski | Dow AgroSciences, LLC. | 1 |
| Carl James Quinlan | Eagle Industries Unlimited, Inc. | 1 |
| Cynthia Hill Evans | NCR Corporation | 1 |
| David A. Pomeroy | Eagle Industries Unlimited, Inc. | 1 |
| David W Hagedorn | DJ Technologies | 1 |
| David W Hagedorn | EVOKE NEUROSCIENCE | 1 |
| David W. Hagedorn | Evoke Neuroscience, Inc. | 1 |
| Erik Kalnicki | DefendSafe, LLC | 1 |
| Gary Ray Hendricks | Container Products Corporation | 1 |
| Gregory Aaron Grissett | Unilever Home & Personal Care USA, divison of Cono | 1 |
| Gregory Aaron Grissett | Unilever Home & Personal Care, USA Division of Con | 1 |
| Harold R. Yingling, Jr. | NCR Corporation | 1 |
| James W. G. Thompson | Evoke Neuroscience, Inc. | 1 |
| Karen Yuki Barnett | Bank of America Corporation | 1 |
| Kathryn Lynn Fickey | AT&T Intellectual Property II, L.P. | 1 |
| Larry A. Balley, Jr. | Ravensforge Coneg, LLC. | 1 |
| Mark P. Fazzio | KIDDE TECHNOLOGIES, INC. | 1 |
| Robert Austin | Cross Belt IP, LLC | 1 |
| Robert E. Glaser | Kidde Technologies, Inc. | 1 |

> JANESVILLE, WI [27500]

List of 20 included communities:

AFTON, WI; ALBANY, WI; AVALON, WI; BELOIT, WI; BRODHEAD, WI; BROOKLYN, WI; CLINTON, WI; DARIEN, WI; DELAVAN, WI; EDGERTON, WI; EVANSVILLE, WI; FOOTVILLE, WI; FORT ATKINSON, WI; HANOVER, WI; JANESVILLE, WI; MILTON, WI; ORFORDVILLE, WI; SHARON, WI; STOUGHTON, WI; WHITEWATER, WI

Economics:

| Indiv Tax Returns | Cum Indiv Income | Co Tax Returns | Cum Co Income |
|-------------------|------------------|----------------|---------------|
| 116900 | 6136724000 | 5360 | 123350000 |

Entity Counts:

| Org Type | Count |
|----------|-------|
| Company | 71 |

71 IP-based companies out of 5360 business tax returns = 1.32% in IP company density.

| Year Est Population | Inventors | Inv / 1000 | Patents | Local Cos | Art Classes |
|---------------------|-----------|------------|---------|-----------|-------------|
| 2005 | 53 | | 44 | 12 | 35 |
| 2006 | 63 | | 64 | 13 | 41 |
| 2007 | 60 | | 66 | 12 | 44 |
| 2008 | 77 | | 79 | 14 | 53 |
| 2009 | 78 | | 95 | 14 | 51 |
| 2010 160331 | 96 | 0.6 | 109 | 18 | 61 |
| 2011 160001 | 99 | 0.62 | 114 | 14 | 54 |
| 2012 160271 | 97 | 0.61 | 133 | 18 | 65 |
| 2013 160633 | 100 | 0.62 | 169 | 20 | 62 |
| 2014 161188 | 96 | 0.6 | 132 | 12 | 62 |

| Inventors | Patents |
|-------------|---------|
| Totals: 474 | 1005 |

Top 25 Art Classes:

| Art Class (code) | Patents | % this metro | % top 250 |
|---|---------|--------------|-----------|
| Multicellular living organisms and unmodified part... (800) | 222 | 22.1% | 3.9% |
| Liquid purification or separation... (210) | 56 | 5.6% | 1.2% |
| Chemistry: molecular biology and microbiology... (435) | 41 | 4.1% | 0.2% |
| Electrical generator or motor structure... (310) | 26 | 2.6% | 1% |
| Organic compounds -- part of the class 532-570 ser... (554) | 24 | 2.4% | 3.8% |
| Internal-combustion engines... (123) | 22 | 2.2% | 0.5% |
| Drug, bio-affecting and body treating compositions... (424) | 15 | 1.5% | 0.1% |
| Data processing: measuring, calibrating, or testin... (702) | 12 | 1.2% | 0.1% |
| Fluid handling... (137) | 12 | 1.2% | 0.4% |
| Fluid sprinkling, spraying, and diffusing... (239) | 12 | 1.2% | 0.6% |
| Electricity: motive power systems... (318) | 10 | 1% | 0.5% |
| Pumps... (417) | 10 | 1% | 0.8% |
| Chemical apparatus and process disinfecting, deodo... (422) | 9 | 0.9% | 0.2% |
| Dispensing... (222) | 9 | 0.9% | 0.4% |
| Exercise devices... (482) | 9 | 0.9% | 0.4% |
| Supports: racks... (211) | 9 | 0.9% | 0.7% |
| Data processing: vehicles, navigation, and relativ... (701) | 8 | 0.8% | 0.1% |

| | | | |
|---|---|------|------|
| Paper making and fiber liberation... (162) | 8 | 0.8% | 0.7% |
| Radiant energy... (250) | 8 | 0.8% | 0.1% |
| Supports: cabinet structure... (312) | 8 | 0.8% | 1.2% |
| Surgery: splint, brace, or bandage... (602) | 8 | 0.8% | 0.3% |
| Food or edible material: processes, compositions, ... (426) | 7 | 0.7% | 0.4% |
| Land vehicles: dumping... (298) | 7 | 0.7% | 0.3% |
| Planetary gear transmission systems or components... (475) | 7 | 0.7% | 0.4% |
| Winding, tensioning, or guiding... (242) | 7 | 0.7% | 0.7% |

Patents (by local inventors) assigned to local companies (top 25 or less):
 NOTE: this company count is likely less than the total company account above because the above count includes local companies with non-local inventors.

| Company Name | Patents |
|--|---------|
| Spacesaver Corporation | 25 |
| PlayStar, Inc. | 21 |
| Kuhn North America, Inc. | 12 |
| SSI Technologies, Inc. | 7 |
| Kuhn Knight Inc. | 4 |
| Playcore Wisconsin, Inc. | 4 |
| Bomboard LLC | 3 |
| Hufcor, Inc. | 3 |
| American Builders & Contractors Supply Co., Inc. | 3 |
| Siny Corp. | 3 |
| STI Holdings, Inc. | 3 |
| Tomah Products, Inc. | 3 |
| AMTEC Corporation | 2 |
| Angeler's Pride Specialties | 2 |
| Digi-Star, LLC | 2 |
| Continental Plastic Corp. | 2 |
| Harvard Corporation | 2 |
| Monterey Mills | 2 |
| Monterey, Inc. | 2 |
| Pentair Flow Technologies, LLC | 2 |
| Sta-Rite Industries, Inc. | 2 |
| Sta-Rite Industries, LLC | 2 |
| Kuhn Knight, Inc. | 1 |
| Baker Manufacturing Company, LLC | 1 |
| Baker Manufacturing Company | 1 |

Top 25 (or less) local inventors:

| Inventor | Company | Patents |
|-----------------------|-------------------------------------|---------|
| Edwin Michael Grote | Pioneer Hi Bred International Inc | 55 |
| Charlotte Sartell | Monsanto Technology LLC | 42 |
| Thomas Craig Kevern | Pioneer Hi Bred International Inc | 37 |
| Edwin Michael Grote | Pioneer Hi-Bred International, Inc. | 30 |
| Richard A. Himmelmann | Hamilton Sundstrand Corporation | 29 |
| Thomas Craig Kevern | Pioneer Hi-Bred International, Inc. | 29 |
| Brian W. Schwandt | Cummins Filtration IP, Inc. | 22 |
| Peter K. Herman | Cummins Filtration IP, Inc. | 22 |
| Barry M. Verdegan | Cummins Filtration IP, Inc. | 21 |
| Edward P. Cronin | J.L. Clark, Inc. | 17 |
| Richard J. Gilpatrick | Briggs & Stratton Corporation | 16 |
| Brian K. Zeilinger | PlayStar, Inc. | 15 |
| Mark V. Holzmann | Cummins Filtration IP, Inc. | 15 |
| Brent Delzer | Syngenta Participations AG | 12 |
| John G. Brome | CNH America LLC | 12 |
| Laurence D. Vanek | Hamilton Sundstrand Corporation | 11 |
| Michael J. Connor | Cummins Filtration IP, Inc. | 11 |
| Drew J. Van Norman | SPX Corporation | 10 |

| | | |
|--------------------|-----------------------------------|---|
| Barry M. Verdegan | Cummins Filtration IP Inc. | 9 |
| Craig Clerkin | Heartland Technology Partners LLC | 9 |
| David Smith | Aqua-Aerobic Systems, Inc. | 9 |
| LuAnne Chehak | Third Wave Technologies, Inc. | 9 |
| Matthew A. Tourdot | Spacesaver Corporation | 9 |
| Andrew A. Lukowiak | Third Wave Technologies, Inc. | 8 |
| Brian W. Schwandt | Cummins Filtration IP Inc. | 8 |

> JOHNSON CITY, TN [27740]

List of 18 included communities:

BUTLER, TN; CHUCKEY, TN; ELIZABETHTON, TN; ERWIN, TN; FALL BRANCH, TN; FLAG POND, TN; HAMPTON, TN; JOHNSON CITY, TN; JONESBOROUGH, TN; KINGSPORT, TN; LIMESTONE, TN; MILLIGAN COLLEGE, TN; MOUNTAIN HOME, TN; PINEY FLATS, TN; ROAN MOUNTAIN, TN; TELFORD, TN; UNICOI, TN; WATAUGA, TN

Economics:

| Indiv Tax Returns | Cum Indiv Income | Co Tax Returns | Cum Co Income |
|-------------------|------------------|----------------|---------------|
| 167300 | 7798345000 | 4990 | 370358000 |

Entity Counts:

| Org Type | Count |
|----------|-------|
| Company | 45 |
| HigherEd | 1 |

45 IP-based companies out of 4990 business tax returns = 0.9% in IP company density.

| Year | Est Population | Inventors | Inv / 1000 | Patents | Local Cos | Art Classes |
|------|----------------|-----------|------------|---------|-----------|-------------|
| 2005 | | 80 | | 52 | 4 | 33 |
| 2006 | | 79 | | 54 | 12 | 33 |
| 2007 | | 100 | | 77 | 6 | 42 |
| 2008 | | 100 | | 86 | 5 | 40 |
| 2009 | | 105 | | 86 | 6 | 36 |
| 2010 | 198716 | 112 | 0.56 | 90 | 7 | 43 |
| 2011 | 199794 | 163 | 0.82 | 131 | 11 | 48 |
| 2012 | 200524 | 137 | 0.68 | 100 | 9 | 45 |
| 2013 | 200969 | 138 | 0.69 | 96 | 10 | 53 |
| 2014 | 201091 | 166 | 0.83 | 131 | 11 | 54 |

| Inventors | Patents |
|-------------|---------|
| Totals: 585 | 903 |

Top 25 Art Classes:

| Art Class (code) | Patents | % this metro | % top 250 |
|---|---------|--------------|-----------|
| Organic compounds -- part of the class 532-570 ser... (562) | 89 | 9.9% | 11.1% |
| Synthetic resins or natural rubbers -- part of the... (528) | 82 | 9.1% | 4.4% |
| Synthetic resins or natural rubbers -- part of the... (524) | 59 | 6.5% | 1.9% |
| Stock material or miscellaneous articles... (428) | 52 | 5.8% | 0.6% |
| Plastic and nonmetallic article shaping or treatin... (264) | 35 | 3.9% | 1.1% |
| Organic compounds -- part of the class 532-570 ser... (568) | 34 | 3.8% | 3.2% |
| Drug, bio-affecting and body treating compositions... (424) | 20 | 2.2% | 0.1% |
| Chemical apparatus and process disinfecting, deodo... (422) | 19 | 2.1% | 0.4% |
| Organic compounds -- part of the class 532-570 ser... (549) | 19 | 2.1% | 2.3% |
| Organic compounds -- part of the class 532-570 ser... (560) | 18 | 2% | 3.6% |
| Synthetic resins or natural rubbers -- part of the... (525) | 18 | 2% | 0.6% |
| Fabric (woven, knitted, or nonwoven textile or clo... (442) | 15 | 1.7% | 1.8% |
| Organic compounds -- part of the class 532-570 ser... (536) | 15 | 1.7% | 0.4% |
| Synthetic resins or natural rubbers -- part of the... (526) | 14 | 1.6% | 0.7% |
| Electrical audio signal processing systems and dev... (381) | 10 | 1.1% | 0.3% |
| Catalyst, solid sorbent, or support therefor: prod... (502) | 9 | 1% | 0.5% |

| | | | |
|---|---|------|------|
| Data processing: measuring, calibrating, or testin... (702) | 9 | 1% | 0.1% |
| Chemistry: molecular biology and microbiology... (435) | 8 | 0.9% | 0% |
| Data processing: generic control systems or specif... (700) | 8 | 0.9% | 0.1% |
| Liquid heaters and vaporizers... (122) | 8 | 0.9% | 3.2% |
| Synthetic resins or natural rubbers -- part of the... (523) | 8 | 0.9% | 0.6% |
| Chemistry of inorganic compounds... (423) | 7 | 0.8% | 0.3% |
| Agitating... (366) | 7 | 0.8% | 0.9% |
| Coded data generation or conversion... (341) | 7 | 0.8% | 0.2% |
| Data processing: software development, installatio... (717) | 7 | 0.8% | 0.1% |

Patents (by local inventors) assigned to local companies (top 25 or less):
 NOTE: this company count is likely less than the total company account above
 because the above count includes local companies with non-local inventors.

| Company Name | Patents |
|---|---------|
| Eastman Chemical Company | 508 |
| Taylor Brands, LLC | 10 |
| Fiber Innovation Technology, Inc. | 5 |
| D&S Dental, LLC | 5 |
| Branham Corporation | 5 |
| TeeCorrect, LLC | 5 |
| Dynaloy, LLC | 4 |
| American Water Heater Company | 4 |
| Renewable Algal Energy, LLC | 3 |
| D & S Dental, LLC | 2 |
| East Tennessee State University Research Foundation | 2 |
| MP Assets Corporation | 2 |
| Advanced Uro-Solutions, LLC | 2 |
| State of Franklin Innovations, LLC | 2 |
| Yasoo Health, Inc. | 2 |
| Orison Corporation | 1 |
| Missing Octave Insights, Inc. | 1 |
| Maxia Investments, LLC | 1 |
| Highwater Innovations, LLC | 1 |
| Fastman Chemical Company | 1 |
| F.L.M., L.L.C. | 1 |
| Eastman Specialties Holdings Corporation | 1 |
| Eastman Chemical Comapny | 1 |
| Ear Technology, Corp. | 1 |
| Diversified Power International, LLC | 1 |

Top 25 (or less) local inventors:

| Inventor | Company | Patents |
|---------------------------|--------------------------|---------|
| Alan George Wonders | Eastman Chemical Company | 39 |
| Lee Reynolds Partin | Eastman Chemical Company | 37 |
| Robert Lin | Eastman Chemical Company | 35 |
| Wesley Raymond Hale | Eastman Chemical Company | 31 |
| Philip Edward Gibson | Eastman Chemical Company | 29 |
| Scott Ellery George | Eastman Chemical Company | 27 |
| Marcus David Shelby | Eastman Chemical Company | 25 |
| Mesfin Ejerssa Janka | Eastman Chemical Company | 25 |
| Wayne Scott Strasser | Eastman Chemical Company | 25 |
| Daniel William Klosiewicz | Eastman Chemical Company | 22 |
| Jason Clay Pearson | Eastman Chemical Company | 21 |
| Max Allen Weaver | Eastman Chemical Company | 19 |
| Thomas Joseph Pecorini | Eastman Chemical Company | 19 |
| Brent Alan Tennant | Eastman Chemical Company | 18 |
| Kab Sik Seo | Eastman Chemical Company | 18 |
| Charles Edwan Sumner, Jr. | Eastman Chemical Company | 17 |
| Rakesh Kumar Gupta | Eastman Chemical Company | 17 |

| | | |
|-------------------------|--------------------------|----|
| Ronald Buford Sheppard | Eastman Chemical Company | 17 |
| Michael Eugene Donelson | Eastman Chemical Company | 16 |
| Spencer Allen Gilliam | Eastman Chemical Company | 16 |
| Garry L. Myers | Monosol RX, LLC | 15 |
| Mary Therese Jernigan | Eastman Chemical Company | 15 |
| Michael Paul Ekart | Eastman Chemical Company | 15 |
| Allen Lynn Crain | Eastman Chemical Company | 14 |
| Jessica Dee Posey-Dowty | Eastman Chemical Company | 14 |

> JOPLIN, MO [27900]

List of 35 included communities:

ALBA, MO; ASBURY, MO; AVILLA, MO; CARL JUNCTION, MO; CARTERVILLE, MO; CARTHAGE, MO; DIAMOND, MO; DUENWEG, MO; EXETER, MO; FAIRVIEW, MO; GOLDEN CITY, MO; GOODMAN, MO; GRANBY, MO; JASPER, MO; JOPLIN, MO; LA RUSSELL, MO; NECK CITY, MO; NEOSHO, MO; NEWTONIA, MO; ORONOGO, MO; PIERCE CITY, MO; PURCELL, MO; PURDY, MO; RACINE, MO; REEDS, MO; ROCKY COMFORT, MO; SAGINAW, MO; SARCOXIE, MO; SENECA, MO; STARK CITY, MO; STELLA, MO; STOTTS CITY, MO; WACO, MO; WEBB CITY, MO; WENTWORTH, MO

Economics:

| Indiv Tax Returns | Cum Indiv Income | Co Tax Returns | Cum Co Income |
|-------------------|------------------|----------------|---------------|
| 120150 | 5469515000 | 4620 | 167278000 |

Entity Counts:

| Org Type | Count |
|----------|-------|
| Company | 30 |

30 IP-based companies out of 4620 business tax returns = 0.65% in IP company density.

| Year | Est Population | Inventors | Inv / 1000 | Patents | Local Cos | Art Classes |
|------|----------------|-----------|------------|---------|-----------|-------------|
| 2005 | | 23 | | 17 | 2 | 16 |
| 2006 | | 29 | | 27 | 5 | 21 |
| 2007 | | 24 | | 19 | 3 | 16 |
| 2008 | | 16 | | 17 | 2 | 11 |
| 2009 | | 26 | | 25 | 5 | 22 |
| 2010 | 175518 | 33 | 0.19 | 25 | 6 | 17 |
| 2011 | 176680 | 29 | 0.16 | 16 | 3 | 16 |
| 2012 | 174445 | 29 | 0.17 | 24 | 3 | 17 |
| 2013 | 175209 | 60 | 0.34 | 41 | 5 | 29 |
| 2014 | 176141 | 50 | 0.28 | 37 | 4 | 25 |

| | Inventors | Patents |
|---------|-----------|---------|
| Totals: | 212 | 248 |

Top 25 Art Classes:

| Art Class (code) | Patents | % this metro | % top 250 |
|---|---------|--------------|-----------|
| Textiles: spinning, twisting, and twining... (57) | 20 | 8.1% | 6.2% |
| Harvesters... (56) | 16 | 6.5% | 1.1% |
| Static structures (e.g., buildings)... (52) | 14 | 5.6% | 1.5% |
| Chemistry: electrical current producing apparatus,... (429) | 10 | 4% | 0.3% |
| Sewing... (112) | 9 | 3.6% | 4% |
| Communications: electrical... (340) | 7 | 2.8% | 0.1% |
| Chairs and seats... (297) | 7 | 2.8% | 0.2% |
| Beds... (5) | 7 | 2.8% | 1.9% |
| Electricity: battery or capacitor charging or disc... (320) | 7 | 2.8% | 0.4% |
| Synthetic resins or natural rubbers -- part of the... (525) | 6 | 2.4% | 0.2% |
| Food or edible material: processes, compositions, ... (426) | 5 | 2% | 0.3% |
| Surgery... (606) | 5 | 2% | 0% |
| Data processing: generic control systems or specif... (700) | 4 | 1.6% | 0.1% |
| Land vehicles... (280) | 4 | 1.6% | 0.1% |
| Plastic article or earthenware shaping or treating... (425) | 4 | 1.6% | 0.3% |

| | | | |
|---|---|------|------|
| Presses... (100) | 4 | 1.6% | 1.3% |
| Stock material or miscellaneous articles... (428) | 4 | 1.6% | 0% |
| Drug, bio-affecting and body treating compositions... (424) | 3 | 1.2% | 0% |
| Chemistry of inorganic compounds... (423) | 3 | 1.2% | 0.1% |
| Conveyors: power-driven... (198) | 3 | 1.2% | 0.2% |
| Animal husbandry... (119) | 3 | 1.2% | 0.2% |
| Electricity: measuring and testing... (324) | 3 | 1.2% | 0% |
| Handling: hand and hoist-line implements... (294) | 3 | 1.2% | 0.2% |
| Harness for working animal... (54) | 3 | 1.2% | 0.5% |
| Pumps... (417) | 3 | 1.2% | 0.2% |

Patents (by local inventors) assigned to local companies (top 25 or less):
 NOTE: this company count is likely less than the total company account above
 because the above count includes local companies with non-local inventors.

| Company Name | Patents |
|--------------------------------|---------|
| Eaglepicher Technologies, LLC | 16 |
| Tamko Building Products, Inc. | 6 |
| EPOCH Composite Products, Inc. | 4 |
| Tamko Roofing Products, Inc. | 3 |
| EaglePicher Technologies | 3 |
| Jasper Products, LLC | 2 |
| HB Spider LLC | 2 |
| Tru 2 Form Ventures, Inc. | 2 |
| ESM Holdings, LLC | 2 |
| Leneau Holdings, LLC | 2 |
| Landmark Earth Solutions, Inc. | 1 |
| S&W Products, LLC | 1 |
| R. M. Industries | 1 |
| Quickmate Company, Inc | 1 |
| New Life Resources, LLC | 1 |
| Midcon Cables Co., Inc. | 1 |
| Micronics, LLC | 1 |
| Micronics, L.L.C. | 1 |
| Marco Group, Inc. | 1 |
| H B Mechanics LLC | 1 |
| Gun B Safe LLC | 1 |
| Green-L, Inc. | 1 |
| Evergreen Outdoors, Inc. | 1 |
| ESM Technologies, LLC | 1 |
| Eaglepicher Technologies, LLC. | 1 |

Top 25 (or less) local inventors:

| Inventor | Company | Patents |
|--------------------------|---------------------------------|---------|
| Niels S. Mossbeck | L&P Property Management Company | 34 |
| Darrell A. Richmond | L&P Property Management Company | 19 |
| Guido Eigenmann | L&P Property Management Company | 13 |
| Thomas W. Wells | L&P Property Management Company | 11 |
| Robert D. Oexman | Kingsdown, Inc. | 8 |
| Douglas H. Schalk | MARS, Incorporated | 7 |
| Dustin Imel | E-Z-Dock, Inc. | 7 |
| Terrance L. Myers | L&P Property Management Company | 7 |
| David B. Scott | Kingsdown, Inc. | 6 |
| Randal J. Jolitz | EPOCH Composite Products, Inc. | 6 |
| Shannon Morey | MARS, Incorporated | 6 |
| David S. Haffner | L&P Property Management Company | 5 |
| Kelly M. Knewtson | L&P Property Management Company | 5 |
| Suresha R. O'Bryan | Baker Hughes Incorporated | 5 |
| Terry W. Moser | L&P Property Management Company | 5 |
| Charles Doyle Ziulkowski | EPOCH Composite Products, Inc. | 4 |

| | | |
|----------------------|-----------------------------------|---|
| David Brian Scott | L&P Property Management Company | 4 |
| Ed Francis | General Mills, Inc. | 4 |
| Franklin H. Rawlings | L&P Property Management Company | 4 |
| John A. Garrett | L&P Property Management Company | 4 |
| Mario Destephen | Eaglepicher Technologies, LLC | 4 |
| Steven M. Montague | L&P Property Management Company | 4 |
| Brenda Wickstrom | L&P Property Management Company | 3 |
| Charles Lamb | Eaglepicher Technologies, LLC | 3 |
| Donald W. Sonntag | Reagent Chemical & Research, Inc. | 3 |

> KALAMAZOO-PORTAGE, MI [28020]

List of 40 included communities:

ALLEGAN, MI; ATHENS, MI; AUGUSTA, MI; BANGOR, MI; BATTLE CREEK, MI; BENTON HARBOR, MI; BLOOMINGDALE, MI; BREEDSVILLE, MI; CLIMAX, MI; COLOMA, MI; COMSTOCK, MI; COVERT, MI; DECATUR, MI; DOWAGIAC, MI; FULTON, MI; GALESBURG, MI; GOBLES, MI; GRAND JUNCTION, MI; HARTFORD, MI; HICKORY CORNERS, MI; KALAMAZOO, MI; KENDALL, MI; LACOTA, MI; LAWRENCE, MI; LAWTON, MI; MARCELLUS, MI; MATTAWAN, MI; MENDON, MI; NAZARETH, MI; OSHTEMO, MI; OTSEGO, MI; PAW PAW, MI; PLAINWELL, MI; PORTAGE, MI; RICHLAND, MI; SCHOOLCRAFT, MI; SCOTTS, MI; SOUTH HAVEN, MI; VICKSBURG, MI; WATERVLIET, MI

Economics:

| Indiv Tax Returns | Cum Indiv Income | Co Tax Returns | Cum Co Income |
|-------------------|------------------|----------------|---------------|
| 258300 | 14095185000 | 10890 | 417789000 |

Entity Counts:

| Org Type | Count |
|------------|-------|
| Company | 119 |
| Foundation | 1 |
| HigherEd | 3 |

119 IP-based companies out of 10890 business tax returns = 1.09% in IP company density.

| Year | Est Population | Inventors | Inv / 1000 | Patents | Local Cos | Art Classes |
|------|----------------|-----------|------------|---------|-----------|-------------|
| 2005 | | 234 | | 163 | 17 | 81 |
| 2006 | | 268 | | 191 | 19 | 92 |
| 2007 | | 197 | | 148 | 16 | 78 |
| 2008 | | 209 | | 162 | 19 | 84 |
| 2009 | | 194 | | 137 | 18 | 77 |
| 2010 | 326589 | 230 | 0.7 | 189 | 22 | 93 |
| 2011 | 328432 | 273 | 0.83 | 230 | 23 | 109 |
| 2012 | 330270 | 258 | 0.78 | 221 | 26 | 104 |
| 2013 | 332557 | 284 | 0.85 | 246 | 29 | 99 |
| 2014 | 334017 | 301 | 0.9 | 249 | 31 | 113 |

| Inventors | Patents |
|--------------|---------|
| Totals: 1515 | 1936 |

Top 25 Art Classes:

| Art Class (code) | Patents | % this metro | % top 250 |
|---|---------|--------------|-----------|
| Drug, bio-affecting and body treating compositions... (514) | 158 | 8.2% | 0.7% |
| Cleaning and liquid contact with solids... (134) | 58 | 3% | 3.4% |
| Drug, bio-affecting and body treating compositions... (424) | 58 | 3% | 0.4% |
| Data processing: vehicles, navigation, and relativ... (701) | 56 | 2.9% | 0.6% |
| Chemistry: molecular biology and microbiology... (435) | 52 | 2.7% | 0.3% |
| Surgery... (606) | 44 | 2.3% | 0.3% |
| Internal-combustion engines... (123) | 42 | 2.2% | 0.9% |
| Planetary gear transmission systems or components... (475) | 41 | 2.1% | 2.4% |
| Surgery... (604) | 40 | 2.1% | 0.4% |
| Communications: electrical... (340) | 39 | 2% | 0.3% |
| Surgery... (600) | 39 | 2% | 0.3% |
| Land vehicles... (280) | 38 | 2% | 0.7% |

| | | | |
|---|----|------|-------|
| Prosthesis (i.e., artificial body members), parts ... (623) | 38 | 2% | 0.6% |
| Tools... (81) | 37 | 1.9% | 4.8% |
| Food or edible material: processes, compositions, ... (426) | 32 | 1.7% | 1.7% |
| Harvesters... (56) | 30 | 1.5% | 2% |
| Brakes... (188) | 25 | 1.3% | 2.9% |
| Optical: systems and elements... (359) | 24 | 1.2% | 0.4% |
| Data processing: measuring, calibrating, or testin... (702) | 22 | 1.1% | 0.3% |
| Liquid purification or separation... (210) | 22 | 1.1% | 0.5% |
| Land vehicles: bodies and tops... (296) | 21 | 1.1% | 0.5% |
| Textiles: fluid treating apparatus... (68) | 19 | 1% | 13.3% |
| Fluid handling... (137) | 17 | 0.9% | 0.6% |
| Agitating... (366) | 16 | 0.8% | 2% |
| Interrelated power delivery controls, including en... (477) | 15 | 0.8% | 2.4% |

Patents (by local inventors) assigned to local companies (top 25 or less):
 NOTE: this company count is likely less than the total company account above because the above count includes local companies with non-local inventors.

| Company Name | Patents |
|---|---------|
| Whirlpool Corporation | 391 |
| Stryker Corporation | 176 |
| Pharmacia & Upjohn Company | 83 |
| Kellogg Company | 72 |
| Command Electronics, Inc. | 13 |
| Pharmacia & UpJohn Company LLC | 10 |
| Stryker Instruments | 9 |
| Ausco Products, Inc. | 8 |
| Metabolic Solutions Development Company, LLC | 8 |
| Axenic Dental, Inc. | 7 |
| Humphrey Products Company | 7 |
| Pharmacia & Upjohn | 7 |
| Landscape Forms, Inc. | 6 |
| Prime Solution, Inc. | 6 |
| L. Perrigo Company | 5 |
| Marketing Technology Service, Inc. | 5 |
| Pharmacia & Upjohn Company, LLC | 5 |
| Clyde Union Inc. | 4 |
| Arvco Container Corporation | 4 |
| Advanced Architectural Products, LLC | 4 |
| Knottology, LLC | 4 |
| Lyons Industries, Inc. | 4 |
| ProNAI Therapeutics, Inc. | 4 |
| Western Michigan University Research Foundation | 4 |
| Gast Manufacturing, Inc. | 3 |

Top 25 (or less) local inventors:

| Inventor | Company | Patents |
|------------------------|-----------------------|---------|
| Douglas D. LeClear | Whirlpool Corporation | 41 |
| Michael Miller | Alsons Corporation | 34 |
| Joel A. Luckman | Whirlpool Corporation | 22 |
| Jeffrey M. Browne | Whirlpool Corporation | 21 |
| Chad T. VanderRoest | Whirlpool Corporation | 19 |
| Karen J. Querfurth | Whirlpool Corporation | 18 |
| Martin W. Stryker | Stryker Corporation | 17 |
| Christopher J. Carlson | Whirlpool Corporation | 15 |
| Harry M. Gilbert | SPX Corporation | 15 |
| James F. Ziech | Dana Corporation | 15 |
| Joel Adam Luckman | Whirlpool Corporation | 15 |
| Lukasz D. Skalski | Whirlpool Corporation | 15 |
| Anish Paul | Stryker Corporation | 12 |

| | | |
|----------------------|--------------------------------------|----|
| Arren J. McCormick | Whirlpool Corporation | 12 |
| Gregory J. Fountain | SPX Corporation | 12 |
| Jerry M. Visin | Whirlpool Corporation | 12 |
| Mark Anthony Quintel | Eaton Corporation | 12 |
| Randy L. Mayes | SPX Corporation | 12 |
| Deborah Mattson | Belwith International, Ltd. | 11 |
| Dennis L. Kehl | Whirlpool Corporation | 11 |
| Greg Nitzel | Boehringer Ingelheim Vetmedica, Inc. | 11 |
| Robert C. Knapp | Gentex Corporation | 11 |
| Tim A. Fischell | Angel Medical Systems, Inc. | 11 |
| Andrew D. Hirzel | Light Engineering, Inc. | 10 |
| Cary J. Campagna | Command Electronics, Inc. | 10 |

> KANSAS CITY, MO-KS [28140]

List of 152 included communities:

ADRIAN, MO; ALMA, MO; AMORET, MO; AMSTERDAM, MO; APPLETON CITY, MO; ARCHIE, MO; ATCHISON, KS; BALDWIN CITY, KS; BASEHOR, KS; BATES CITY, MO; BELTON, MO; BLACKBURN, MO; BLUE MOUND, KS; BLUE SPRINGS, MO; BONNER SPRINGS, KS; BRAYMER, MO; BRECKENRIDGE, MO; BUCKNER, MO; BUCYRUS, KS; BUTLER, MO; CAMDEN POINT, MO; CAMDEN, MO; CAMERON, MO; CENTERVILLE, KS; CHILHOWEE, MO; CLEARVIEW CITY, KS; CLEVELAND, MO; CONCORDIA, MO; CORDER, MO; COWGILL, MO; CREIGHTON, MO; DE KALB, MO; DE SOTO, KS; DEARBORN, MO; DOVER, MO; DREXEL, MO; EAST LYNNE, MO; EASTON, KS; EDGERTON, KS; EDGERTON, MO; EDWARDSVILLE, KS; EMMA, MO; EUDORA, KS; EXCELSIOR SPRINGS, MO; FARLEY, MO; FONTANA, KS; FORT LEAVENWORTH, KS; FOSTER, MO; FREEMAN, MO; FULTON, KS; GARDEN CITY, MO; GARDNER, KS; GOWER, MO; GRAIN VALLEY, MO; GRANDVIEW, MO; GREELEY, KS; GREENWOOD, MO; HAMILTON, MO; HARDIN, MO; HARRISONVILLE, MO; HENRIETTA, MO; HIGGINSVILLE, MO; HILLSDALE, KS; HOLDEN, MO; HOLT, MO; HUME, MO; INDEPENDENCE, MO; KANSAS CITY, KS; KANSAS CITY, MO; KEARNEY, MO; KIDDER, MO; KINGSTON, MO; KINGSVILLE, MO; LACYGNE, KS; LANE, KS; LANSING, KS; LATHROP, MO; LAWRENCE, KS; LAWSON, MO; LEAVENWORTH, KS; LEAWOOD, KS; LEES SUMMIT, MO; LENEXA, KS; LEVASY, MO; LEXINGTON, MO; LIBERTY, MO; LINWOOD, KS; LONE JACK, MO; LOUISBURG, KS; MAPLETON, KS; MAYVIEW, MO; MC LOUTH, KS; MISSION, KS; MISSOURI CITY, MO; MONTROSE, MO; MOSBY, MO; MOUND CITY, KS; NAPOLEON, MO; NEW CENTURY, KS; NORBORNE, MO; OAK GROVE, MO; ODESSA, MO; OLATHE, KS; ORRICK, MO; OSAWATOMIE, KS; OSBORN, MO; OTTAWA, KS; OVERBROOK, KS; OVERLAND PARK, KS; PAOLA, KS; PARKER, KS; PECULIAR, MO; PLATTE CITY, MO; PLATTSBURG, MO; PLEASANT HILL, MO; PLEASANTON, KS; POLO, MO; POMONA, KS; PRAIRIE VILLAGE, KS; PRESCOTT, KS; PRINCETON, KS; QUENEMO, KS; RANTOUL, KS; RAYMORE, MO; RAYVILLE, MO; RICH HILL, MO; RICHMOND, KS; RICHMOND, MO; RIVERSIDE, MO; ROCKVILLE, MO; RUSHVILLE, MO; SHAWNEE MISSION, KS; SHAWNEE, KS; SHELDON, MO; SIBLEY, MO; SMITHVILLE, MO; SPRING HILL, KS; STEWARTSVILLE, MO; STILWELL, KS; STRASBURG, MO; TONGANOXIE, KS; TRIMBLE, MO; TURNEY, MO; URICH, MO; WALDRON, MO; WAVERLY, MO; WELDA, KS; WELLINGTON, MO; WELLSVILLE, KS; WESTON, MO; WILLIAMSBURG, KS; WINCHESTER, KS

Economics:

| Indiv Tax Returns | Cum Indiv Income | Co Tax Returns | Cum Co Income |
|-------------------|------------------|----------------|---------------|
| 1169920 | 75068056000 | 64890 | 2095760000 |

Entity Counts:

| Org Type | Count |
|------------|-------|
| Company | 568 |
| Foundation | 1 |
| HigherEd | 8 |

568 IP-based companies out of 64890 business tax returns = 0.88% in IP company density.

| Year | Est Population | Inventors | Inv / 1000 | Patents | Local Cos | Art Classes |
|------|----------------|-----------|------------|---------|-----------|-------------|
| 2005 | | 429 | | 316 | 71 | 139 |
| 2006 | | 541 | | 442 | 87 | 149 |
| 2007 | | 570 | | 428 | 97 | 155 |
| 2008 | | 562 | | 400 | 77 | 136 |
| 2009 | | 607 | | 436 | 77 | 134 |
| 2010 | 2009342 | 839 | 0.42 | 638 | 114 | 156 |
| 2011 | 2025003 | 953 | 0.47 | 721 | 100 | 158 |
| 2012 | 2039213 | 1202 | 0.59 | 1062 | 118 | 161 |
| 2013 | 2055351 | 1327 | 0.65 | 1139 | 120 | 164 |
| 2014 | 2071133 | 1278 | 0.62 | 1145 | 135 | 176 |

| Inventors | Patents |
|--------------|---------|
| Totals: 4774 | 6727 |

Top 25 Art Classes:

| Art Class (code) | Patents | % this metro | % top 250 |
|---|---------|--------------|-----------|
| Telecommunications... (455) | 1126 | 16.7% | 5% |
| Multiplex communications... (370) | 790 | 11.7% | 2.4% |
| Data processing: financial, business practice, man... (705) | 370 | 5.5% | 1.6% |
| Electrical computers and digital processing system... (709) | 296 | 4.4% | 1.2% |
| Telephonic communications... (379) | 273 | 4.1% | 3.7% |
| Data processing: vehicles, navigation, and relativ... (701) | 162 | 2.4% | 1.8% |
| Drug, bio-affecting and body treating compositions... (514) | 136 | 2% | 0.6% |
| Data processing: database and file management or d... (707) | 133 | 2% | 0.6% |
| Communications: electrical... (340) | 125 | 1.9% | 1% |
| Drug, bio-affecting and body treating compositions... (424) | 109 | 1.6% | 0.7% |
| Information security... (726) | 109 | 1.6% | 1.2% |
| Interactive video distribution systems... (725) | 73 | 1.1% | 1.6% |
| Surgery... (606) | 71 | 1.1% | 0.5% |
| Surgery... (600) | 68 | 1% | 0.6% |
| Data processing: measuring, calibrating, or testin... (702) | 65 | 1% | 0.7% |
| Data processing: presentation processing of docume... (715) | 64 | 1% | 0.6% |
| Registers... (235) | 60 | 0.9% | 1% |
| Liquid purification or separation... (210) | 55 | 0.8% | 1.1% |
| Communications: directive radio wave systems and d... (342) | 52 | 0.8% | 1.7% |
| Chemistry: molecular biology and microbiology... (435) | 51 | 0.8% | 0.3% |
| Computer graphics processing and selective visual ... (345) | 49 | 0.7% | 0.4% |
| Data processing: software development, installatio... (717) | 49 | 0.7% | 0.6% |
| Pulse or digital communications... (375) | 41 | 0.6% | 0.3% |
| Electrical connectors... (439) | 38 | 0.6% | 0.6% |
| Television... (348) | 38 | 0.6% | 0.6% |

Patents (by local inventors) assigned to local companies (top 25 or less):
 NOTE: this company count is likely less than the total company account above
 because the above count includes local companies with non-local inventors.

| Company Name | Patents |
|---|---------|
| Sprint Communications Company L.P. | 1778 |
| Sprint Spectrum L.P. | 1030 |
| Cerner Innovation, Inc. | 152 |
| Embarq Holdings Company, LLC | 96 |
| University of Kansas | 95 |
| Hallmark Cards, Incorporated | 54 |
| Garmin International, Inc. | 47 |
| Lynk, Inc. | 47 |
| Gift Card Impressions, LLC | 41 |
| The University of Kansas | 37 |
| Honeywell Federal Manufacturing & Technologies, LLC | 36 |
| Flint Hills Scientific, LLC | 26 |
| Haldex Brake Corporation | 24 |
| SPX Cooling Technologies, Inc. | 24 |
| Sprint Communications Company, L.P. | 23 |
| Performance Contracting, Inc. | 21 |
| Embarq Holdings Company LLC | 20 |
| Accessible Technologies, Inc. | 19 |
| Sioux Chief Mfg. Co., Inc. | 18 |
| Stowers Institute for Medical Research | 17 |
| Deciphera Pharmaceuticals, LLC | 16 |
| Fike Corporation | 16 |
| Select Brands, Inc. | 16 |
| BHA Group, Inc. | 15 |
| Hantover, Inc. | 15 |

Top 25 (or less) local inventors:

| Inventor | Company | Patents |
|-----------------------|---------------------------------------|---------|
| Sachin R. Vargantwar | Sprint Spectrum L.P. | 126 |
| Siddharth S. Oroskar | Sprint Spectrum L.P. | 103 |
| Maulik K. Shah | Sprint Spectrum L.P. | 89 |
| Jeremy R. Breau | Sprint Communications Company L.P. | 79 |
| Jasinder P. Singh | Sprint Spectrum L.P. | 75 |
| Manoj Shetty | Sprint Spectrum L.P. | 73 |
| Sachin R. Vargantwar | Sprint Communications Company L.P. | 66 |
| Loren D. Mock | Amarr Company | 63 |
| Bhagwan Khanka | Sprint Spectrum L.P. | 59 |
| Torrence Anderson | Suncast Corporation | 59 |
| Frederick C. Rogers | Sprint Communications Company L.P. | 56 |
| Torrence Anderson | Suncast Technologies, LLC | 54 |
| Warren B. Cope | Sprint Communications Company L.P. | 53 |
| Michael A. Gailloux | Sprint Communications Company L.P. | 52 |
| Raymond Emilio Reeves | Sprint Communications Company L.P. | 48 |
| Jason R. Delker | Sprint Communications Company L.P. | 47 |
| Fred S. Cook | Sprint Communications Company L.P. | 46 |
| Carl J. Persson | Sprint Communications Company L.P. | 45 |
| DeveshKumar Rai | Sprint Spectrum L.P. | 45 |
| Richard B. Klein | Lynk, Inc. | 44 |
| Robert J. Morrill | CenturyLink Intellectual Property LLC | 43 |
| Ryan S. Talley | Sprint Spectrum L.P. | 43 |
| Anoop K. Goyal | Sprint Spectrum L.P. | 42 |
| Michael K. Bugenhagen | CenturyLink Intellectual Property LLC | 42 |
| Jasinder Pal Singh | Sprint Communications Company L.P. | 41 |

> KENNEWICK-RICHLAND-PASCO, WA [28420]

List of 15 included communities:

BENTON CITY, WA; CONNELL, WA; ELTOPIA, WA; GRANDVIEW, WA; KAHLOTUS, WA; KENNEWICK, WA; MESA, WA; OHELLO, WA; PASCO, WA; PATERSON, WA; PLYMOUTH, WA; PROSSER, WA; RICHLAND, WA; SUNNYSIDE, WA; WEST RICHLAND, WA

Economics:

| Indiv Tax Returns | Cum Indiv Income | Co Tax Returns | Cum Co Income |
|-------------------|------------------|----------------|---------------|
| 136190 | 7680213000 | 5770 | 185080000 |

Entity Counts:

| Org Type | Count |
|----------|-------|
| Company | 50 |

50 IP-based companies out of 5770 business tax returns = 0.87% in IP company density.

| Year | Est Population | Inventors | Inv / 1000 | Patents | Local Cos | Art Classes |
|------|----------------|-----------|------------|---------|-----------|-------------|
| 2005 | | 159 | | 81 | 8 | 53 |
| 2006 | | 184 | | 94 | 14 | 51 |
| 2007 | | 121 | | 58 | 8 | 40 |
| 2008 | | 123 | | 54 | 11 | 37 |
| 2009 | | 116 | | 63 | 9 | 37 |
| 2010 | 253340 | 169 | 0.67 | 94 | 10 | 53 |
| 2011 | 263639 | 175 | 0.66 | 90 | 10 | 58 |
| 2012 | 268227 | 175 | 0.65 | 87 | 10 | 52 |
| 2013 | 271067 | 190 | 0.7 | 106 | 6 | 67 |
| 2014 | 274295 | 232 | 0.85 | 122 | 7 | 61 |

| Inventors | Patents |
|-------------|---------|
| Totals: 899 | 849 |

Top 25 Art Classes:

| Art Class (code) | Patents | % this metro | % top 250 |
|---|---------|--------------|-----------|
| Radiant energy... (250) | 55 | 6.5% | 0.7% |
| Chemistry of inorganic compounds... (423) | 43 | 5.1% | 1.7% |
| Chemical apparatus and process disinfecting, deodo... (422) | 40 | 4.7% | 0.9% |
| Chemistry: electrical current producing apparatus,... (429) | 39 | 4.6% | 1% |
| Communications: electrical... (340) | 24 | 2.8% | 0.2% |
| Data processing: database and file management or d... (707) | 22 | 2.6% | 0.1% |
| Stock material or miscellaneous articles... (428) | 19 | 2.2% | 0.2% |
| Drug, bio-affecting and body treating compositions... (424) | 17 | 2% | 0.1% |
| Catalyst, solid sorbent, or support therefor: prod... (502) | 15 | 1.8% | 0.9% |
| Data processing: measuring, calibrating, or testin... (702) | 14 | 1.6% | 0.2% |
| Induced nuclear reactions: processes, systems, and... (376) | 14 | 1.6% | 3.2% |
| Coating processes... (427) | 12 | 1.4% | 0.3% |
| Chemistry: molecular biology and microbiology... (435) | 12 | 1.4% | 0.1% |
| Communications: directive radio wave systems and d... (342) | 12 | 1.4% | 0.4% |
| Liquid purification or separation... (210) | 12 | 1.4% | 0.2% |
| Optics: measuring and testing... (356) | 12 | 1.4% | 0.2% |
| Organic compounds -- part of the class 532-570 ser... (549) | 12 | 1.4% | 1.5% |
| Chemistry: fischer-tropsch processes; or purificat... (518) | 11 | 1.3% | 5% |

| | | | |
|---|----|------|------|
| Compositions... (252) | 11 | 1.3% | 0.5% |
| Data processing: generic control systems or specif... (700) | 11 | 1.3% | 0.2% |
| Organic compounds -- part of the class 532-570 ser... (568) | 11 | 1.3% | 1% |
| Electricity: measuring and testing... (324) | 9 | 1.1% | 0.1% |
| Fluid sprinkling, spraying, and diffusing... (239) | 9 | 1.1% | 0.5% |
| Food or edible material: processes, compositions, ... (426) | 8 | 0.9% | 0.4% |
| Gas: heating and illuminating... (48) | 8 | 0.9% | 4.5% |

Patents (by local inventors) assigned to local companies (top 25 or less):
 NOTE: this company count is likely less than the total company account above
 because the above count includes local companies with non-local inventors.

| Company Name | Patents |
|--|---------|
| Battelle Memorial Institute | 444 |
| Infinia Corporation | 8 |
| Battelle Memorial Institute K1-53 | 7 |
| ConAgra Foods Lamb Weston, Inc. | 7 |
| IsoRay Medical, Inc. | 6 |
| Milne Fruit Products, Inc. | 5 |
| Vista Engineering Technologies LLC | 4 |
| Cadwell Industries, Inc. | 3 |
| Cadwell Labs | 3 |
| Inentec Inc. | 3 |
| TiSport, LLC | 3 |
| Vista Engineering Technologies, Inc. | 3 |
| Battelle Memorial Institute | 2 |
| Battelle Memorial Institute | 2 |
| BioGuard Research and Development, Inc. | 2 |
| Columbia Energy & Environmental Services, Inc. | 2 |
| Integrated Environmental Technologies, LLC | 2 |
| Stirling Technology Company | 2 |
| United Western Technologies Corporation | 2 |
| XL Sci-Tech, Inc. | 2 |
| Holographic Engineering LLC | 1 |
| Geosafe Corporation | 1 |
| Dale Shelton | 1 |
| Cogema, Inc. | 1 |
| Cleanvantage LLC | 1 |

Top 25 (or less) local inventors:

| Inventor | Company | Patents |
|-----------------------|-----------------------------|---------|
| Yong Wang | Battelle Memorial Institute | 40 |
| Richard D. Smith | Battelle Memorial Institute | 29 |
| Jun Liu | Battelle Memorial Institute | 23 |
| James F. White | Battelle Memorial Institute | 22 |
| Keqi Tang | Battelle Memorial Institute | 18 |
| Alan H. Zacher | Battelle Memorial Institute | 17 |
| Richard M. Pratt | Battelle Memorial Institute | 17 |
| Kerry D. Meinhardt | Battelle Memorial Institute | 15 |
| Ward E. TeGrotenhuis | Battelle Memorial Institute | 15 |
| Zhenguo Yang | Battelle Memorial Institute | 15 |
| Jianli Hu | Battelle Memorial Institute | 14 |
| Johnathan E. Holladay | Battelle Memorial Institute | 13 |
| Greg A. Whyatt | Battelle Memorial Institute | 12 |
| Robert S. Wegeng | Battelle Memorial Institute | 12 |
| Jamelyn D. Holladay | Battelle Memorial Institute | 11 |
| Liyu Li | Battelle Memorial Institute | 11 |
| Todd A. Werpy | Battelle Memorial Institute | 11 |
| Vincent L. Sprenkle | Battelle Memorial Institute | 11 |
| Douglas L. McMakin | Battelle Memorial Institute | 10 |

| | | |
|--------------------------|-----------------------------|----|
| Jeffry W. Stevenson | Battelle Memorial Institute | 10 |
| John G. Frye, Jr. | Battelle Memorial Institute | 10 |
| Yong Wang | Velocys, Inc. | 10 |
| Alexandre A. Shvartsburg | Battelle Memorial Institute | 9 |
| Daiwon Choi | Battelle Memorial Institute | 9 |
| David P. Chassin | Battelle Memorial Institute | 9 |

> KILLEEN-TEMPLE-FORT HOOD, TX [28660]

List of 34 included communities:

BARTLETT, TX; BELTON, TX; BURLINGTON, TX; CLIFTON, TX; COPPERAS COVE, TX; EVANT, TX; FLAT, TX; FLORENCE, TX; FORT HOOD, TX; GATESVILLE, TX; GOLDTHWAITE, TX; HARKER HEIGHTS, TX; HEIDENHEIMER, TX; HOLLAND, TX; JONESBORO, TX; KEMPNER, TX; KILLEEN, TX; LAMPASAS, TX; LITTLE RIVER ACADEMY, TX; LOMETA, TX; MC GREGOR, TX; MOODY, TX; MOUND, TX; NOLANVILLE, TX; OGLESBY, TX; PENDLETON, TX; PURMELA, TX; RICHLAND SPRINGS, TX; ROGERS, TX; ROSEBUD, TX; SALADO, TX; TEMPLE, TX; TROY, TX; VALLEY MILLS, TX

Economics:

| Indiv Tax Returns | Cum Indiv Income | Co Tax Returns | Cum Co Income |
|-------------------|------------------|----------------|---------------|
| 236680 | 10907840000 | 5890 | 281308000 |

Entity Counts:

| Org Type | Count |
|------------|-------|
| Company | 20 |
| Foundation | 1 |

20 IP-based companies out of 5890 business tax returns = 0.34% in IP company density.

| Year | Est Population | Inventors | Inv / 1000 | Patents | Local Cos | Art Classes |
|------|----------------|-----------|------------|---------|-----------|-------------|
| 2005 | | 18 | | 18 | 1 | 13 |
| 2006 | | 27 | | 27 | 4 | 21 |
| 2007 | | 19 | | 26 | 4 | 20 |
| 2008 | | 16 | | 19 | 1 | 15 |
| 2009 | | 15 | | 19 | 1 | 12 |
| 2010 | 405300 | 22 | 0.05 | 23 | 3 | 20 |
| 2011 | 412715 | 19 | 0.05 | 24 | 4 | 21 |
| 2012 | 420364 | 31 | 0.07 | 29 | 1 | 23 |
| 2013 | 423282 | 18 | 0.04 | 20 | 2 | 18 |
| 2014 | 424858 | 45 | 0.11 | 40 | 4 | 32 |

| Inventors | Patents |
|-------------|---------|
| Totals: 164 | 245 |

Top 25 Art Classes:

| Art Class (code) | Patents | % this metro | % top 250 |
|---|---------|--------------|-----------|
| Electrical computers and digital processing system... (713) | 21 | 8.6% | 0.2% |
| Electricity: battery or capacitor charging or disc... (320) | 13 | 5.3% | 0.7% |
| Drug, bio-affecting and body treating compositions... (514) | 10 | 4.1% | 0% |
| Electricity: electrical systems and devices... (361) | 9 | 3.7% | 0.1% |
| Information security... (726) | 9 | 3.7% | 0.1% |
| Surgery... (606) | 8 | 3.3% | 0.1% |
| Planetary gear transmission systems or components... (475) | 7 | 2.9% | 0.4% |
| Stock material or miscellaneous articles... (428) | 6 | 2.4% | 0.1% |
| Synthetic resins or natural rubbers -- part of the... (525) | 6 | 2.4% | 0.2% |
| Data processing: database and file management or d... (707) | 5 | 2% | 0% |
| Boots, shoes, and leggings... (36) | 4 | 1.6% | 0.4% |
| Electrical computers and digital data processing s... (710) | 4 | 1.6% | 0.1% |
| Electrical computers and digital processing system... (709) | 4 | 1.6% | 0% |
| Horizontally supported planar surfaces... (108) | 4 | 1.6% | 0.6% |

| | | | |
|---|---|------|------|
| Land vehicles... (280) | 4 | 1.6% | 0.1% |
| Data processing: financial, business practice, man... (705) | 3 | 1.2% | 0% |
| Data processing: software development, installatio... (717) | 3 | 1.2% | 0% |
| Chairs and seats... (297) | 3 | 1.2% | 0.1% |
| Chemistry: molecular biology and microbiology... (435) | 3 | 1.2% | 0% |
| Computer graphics processing and selective visual ... (345) | 3 | 1.2% | 0% |
| Communications: electrical... (340) | 3 | 1.2% | 0% |
| Electrical connectors... (439) | 3 | 1.2% | 0% |
| Handling: hand and hoist-line implements... (294) | 3 | 1.2% | 0.2% |
| Liquid purification or separation... (210) | 3 | 1.2% | 0.1% |
| Optics: measuring and testing... (356) | 3 | 1.2% | 0% |

Patents (by local inventors) assigned to local companies (top 25 or less):
 NOTE: this company count is likely less than the total company account above
 because the above count includes local companies with non-local inventors.

| Company Name | Patents |
|---|---------|
| Mooreco, Inc. | 9 |
| Scott & White Healthcare | 7 |
| Mooreco, L.P. | 3 |
| Proline Wastewater Equipment, LLC | 2 |
| Orbix Corporation | 2 |
| Belltec Industries, Inc. | 2 |
| Artco-Bell Corporation | 2 |
| Artco-Bell | 2 |
| Materialytics, LLC | 2 |
| Wilsonart LLC | 1 |
| Vital Life Link, Inc. | 1 |
| Temple Tag LLC | 1 |
| Scott, Sherwood and Brindley Foundation | 1 |
| Scott and White Memorial Hospital | 1 |
| Scott and White Healthcare | 1 |
| SCOTT & WHITE MEMORIAL HOSPITAL | 1 |
| SCOTT & WHITE HEALTHCARE (SWH) | 1 |
| Moore Co, L.P. | 1 |
| Mills County Technologies, Inc. | 1 |
| Medical Plastics Laboratory, Inc. | 1 |
| JSJ Seating Company Texas, L.P. | 1 |
| Integrigo Composites, LLC | 1 |
| EPI - Energy, Ltd. | 1 |

Top 25 (or less) local inventors:

| Inventor | Company | Patents |
|------------------------|---|---------|
| John J. Breen | Dell Products L.P. | 17 |
| David Freehill | Eminent Spine LLC | 10 |
| Jacob Martinez | Spenco Medical Corporation | 7 |
| Dan Jones | Epi-Energy, Ltd. | 6 |
| Marc Jarvis | Dell Products L.P. | 6 |
| LaVaughn F. Watts, Jr. | Texas Instruments Incorporated | 5 |
| Lawrence Alan Kyle | Dell Products L.P. | 5 |
| Randall E. Juenger | Dell Products L.P. | 5 |
| Srinivas Chowdhury | International Business Machines Corporation | 5 |
| Trenten Peterson | International Business Machines Corporation | 5 |
| Gary J. Verdun | Dell Products L.P. | 4 |
| John Breen | Dell Products L.P. | 4 |
| Kristen Dixon | MooreCo, Inc. | 4 |
| Lawrence A. Kyle | Dell Products L.P. | 4 |
| Steven J. Wallace | Texas Instruments Incorporated | 4 |
| Thomas J. Nelson | Premark RWP Holdings, Inc. | 4 |
| Abbas Nasserli | MooreCo, Inc. | 3 |

| | | |
|------------------------|-----------------------------------|---|
| Charles W. Aaron | Georgetown Rail Equipment Company | 3 |
| Charles Wayne Aaron | Georgetown Rail Equipment Company | 3 |
| Erin Bird | Boston Scientific Scimed, Inc. | 3 |
| Jessica Marie McCarthy | JELD-WEN, inc. | 3 |
| John C. Hardt, II | Mooreco, L.P. | 3 |
| John H. Dearlove, Sr. | Dell Products L.P. | 3 |
| John J. Breen, III | Dell Products L.P. | 3 |
| Nirmal K. Singh | University of Massachusetts | 3 |

> KINGSPORT-BRISTOL-BRISTOL, TN-VA [28700]

List of 38 included communities:

ABINGDON, VA; BLACKWATER, VA; BLOUNTVILLE, TN; BLUFF CITY, TN; BRISTOL, TN; BRISTOL, VA; BULLS GAP, TN; CHILHOWIE, VA; CHURCH HILL, TN; COEBURN, VA; DAMASCUS, VA; DUFFIELD, VA; DUNGANNON, VA; EIDSON, TN; EMORY, VA; FALL BRANCH, TN; FORT BLACKMORE, VA; GATE CITY, VA; GLADE SPRING, VA; GREENEVILLE, TN; HILTONS, VA; JOHNSON CITY, TN; JONESBOROUGH, TN; KINGSPORT, TN; MEADOWVIEW, VA; MENDOTA, VA; MOORESBURG, TN; MOUNT CARMEL, TN; NICKELSVILLE, VA; PINEY FLATS, TN; ROGERSVILLE, TN; SALTVILLE, VA; SNEEDVILLE, TN; SURGOINSVILLE, TN; THORN HILL, TN; WATAUGA, TN; WEBER CITY, VA; WHITESBURG, TN

Economics:

| Indiv Tax Returns | Cum Indiv Income | Co Tax Returns | Cum Co Income |
|-------------------|------------------|----------------|---------------|
| 219100 | 10386739000 | 7130 | 400416000 |

Entity Counts:

| Org Type | Count |
|----------|-------|
| Company | 66 |
| HigherEd | 1 |

66 IP-based companies out of 7130 business tax returns = 0.93% in IP company density.

| Year Est Population | Inventors | Inv / 1000 | Patents | Local Cos | Art Classes |
|---------------------|-----------|------------|---------|-----------|-------------|
| 2005 | 132 | | 91 | 8 | 54 |
| 2006 | 109 | | 73 | 16 | 47 |
| 2007 | 153 | | 105 | 14 | 62 |
| 2008 | 118 | | 95 | 8 | 45 |
| 2009 | 124 | | 94 | 8 | 41 |
| 2010 309544 | 139 | 0.45 | 101 | 11 | 50 |
| 2011 309107 | 199 | 0.64 | 141 | 17 | 52 |
| 2012 308872 | 158 | 0.51 | 108 | 13 | 53 |
| 2013 308356 | 180 | 0.58 | 118 | 15 | 66 |
| 2014 308079 | 211 | 0.68 | 147 | 13 | 64 |

| Inventors | Patents |
|-------------|---------|
| Totals: 802 | 1073 |

Top 25 Art Classes:

| Art Class (code) | Patents | % this metro | % top 250 |
|---|---------|--------------|-----------|
| Organic compounds -- part of the class 532-570 ser... (562) | 92 | 8.6% | 11.5% |
| Synthetic resins or natural rubbers -- part of the... (528) | 83 | 7.7% | 4.4% |
| Synthetic resins or natural rubbers -- part of the... (524) | 59 | 5.5% | 1.9% |
| Stock material or miscellaneous articles... (428) | 50 | 4.7% | 0.6% |
| Plastic and nonmetallic article shaping or treatin... (264) | 38 | 3.5% | 1.2% |
| Organic compounds -- part of the class 532-570 ser... (568) | 35 | 3.3% | 3.3% |
| Mining or in situ disintegration of hard material... (299) | 25 | 2.3% | 10.8% |
| Chemical apparatus and process disinfecting, deodo... (422) | 21 | 2% | 0.5% |
| Drug, bio-affecting and body treating compositions... (424) | 20 | 1.9% | 0.1% |
| Pumps... (417) | 20 | 1.9% | 1.5% |
| Organic compounds -- part of the class 532-570 ser... (549) | 19 | 1.8% | 2.3% |
| Organic compounds -- part of the class 532-570 ser... (560) | 19 | 1.8% | 3.8% |
| Synthetic resins or natural rubbers -- part of the... (525) | 19 | 1.8% | 0.7% |

| | | | |
|---|----|------|------|
| Synthetic resins or natural rubbers -- part of the... (526) | 16 | 1.5% | 0.8% |
| Fabric (woven, knitted, or nonwoven textile or clo... (442) | 15 | 1.4% | 1.8% |
| Organic compounds -- part of the class 532-570 ser... (536) | 15 | 1.4% | 0.4% |
| Surgery... (604) | 10 | 0.9% | 0.1% |
| Catalyst, solid sorbent, or support therefor: prod... (502) | 9 | 0.8% | 0.5% |
| Data processing: generic control systems or specif... (700) | 9 | 0.8% | 0.1% |
| Data processing: measuring, calibrating, or testin... (702) | 9 | 0.8% | 0.1% |
| Drug, bio-affecting and body treating compositions... (514) | 9 | 0.8% | 0% |
| Electrical computers and digital processing system... (711) | 9 | 0.8% | 0.1% |
| Electricity: conductors and insulators... (174) | 9 | 0.8% | 0.3% |
| Chemistry: molecular biology and microbiology... (435) | 8 | 0.7% | 0% |
| Chemistry of inorganic compounds... (423) | 8 | 0.7% | 0.3% |

Patents (by local inventors) assigned to local companies (top 25 or less):
 NOTE: this company count is likely less than the total company account above
 because the above count includes local companies with non-local inventors.

| Company Name | Patents |
|---|---------|
| Eastman Chemical Company | 508 |
| Bristol Compressors, Inc. | 14 |
| Meco Corporation | 14 |
| Bristol Compressors International, Inc. | 12 |
| Electro-Mechanical Corporation | 9 |
| Taylor Brands, LLC | 9 |
| Branham Corporation | 5 |
| D&S Dental, LLC | 5 |
| Showall, Inc. | 5 |
| Dynaloy, LLC | 4 |
| American Water Heater Company | 4 |
| American Highwall Systems, Inc. | 3 |
| Life Changing Chair, LLC | 3 |
| Prisma Fibers, Inc. | 3 |
| Renewable Algal Energy, LLC | 3 |
| D & S Dental, LLC | 2 |
| Diversified Power International, LLC | 2 |
| East Tennessee State University Research Foundation | 2 |
| Fiber Innovation Technology, Inc. | 2 |
| Jarden Zinc Products, LLC | 2 |
| Kearney-National Inc. | 2 |
| Protokraft, LLC | 2 |
| State of Franklin Innovations, LLC | 2 |
| Triad Packaging, Inc. | 2 |
| Universal Fibers, Inc. | 2 |

Top 25 (or less) local inventors:

| Inventor | Company | Patents |
|---------------------------|----------------------------------|---------|
| Alan George Wonders | Eastman Chemical Company | 39 |
| Lee Reynolds Partin | Eastman Chemical Company | 37 |
| Robert Lin | Eastman Chemical Company | 35 |
| Wesley Raymond Hale | Eastman Chemical Company | 31 |
| Philip Edward Gibson | Eastman Chemical Company | 29 |
| Scott Ellery George | Eastman Chemical Company | 27 |
| Marcus David Shelby | Eastman Chemical Company | 25 |
| Mesfin Ejerssa Janka | Eastman Chemical Company | 25 |
| Wayne Scott Strasser | Eastman Chemical Company | 25 |
| Daniel William Klosiewicz | Eastman Chemical Company | 22 |
| Jason Clay Pearson | Eastman Chemical Company | 21 |
| Kenneth Monyak | Sandvik Intellectual Property AB | 21 |
| Brent Alan Tennant | Eastman Chemical Company | 20 |
| Charles Michael Buchanan | Eastman Chemical Company | 20 |

| | | |
|---------------------------|-----------------------------------|----|
| Gary Vance | Ashbury International Group, Inc. | 20 |
| Max Allen Weaver | Eastman Chemical Company | 19 |
| Thomas Joseph Pecorini | Eastman Chemical Company | 19 |
| Kab Sik Seo | Eastman Chemical Company | 18 |
| Norma Lindsey Buchanan | Eastman Chemical Company | 18 |
| Charles Edwan Sumner, Jr. | Eastman Chemical Company | 17 |
| Rakesh Kumar Gupta | Eastman Chemical Company | 17 |
| Ronald Buford Sheppard | Eastman Chemical Company | 17 |
| Michael Eugene Donelson | Eastman Chemical Company | 16 |
| Spencer Allen Gilliam | Eastman Chemical Company | 16 |
| Garry L. Myers | Monosol RX, LLC | 15 |

> KINGSTON, NY [28740]

List of 67 included communities:

ACCORD, NY; ARKVILLE, NY; BEARSVILLE, NY; BIG INDIAN, NY; BLOOMINGTON, NY; BOICEVILLE, NY; CATSKILL, NY; CHICHESTER, NY; CLARYVILLE, NY; CLINTONDALE, NY; CONNELLY, NY; COTTEKILL, NY; CRAGSMOOR, NY; ELLENVILLE, NY; ESOPUS, NY; GARDINER, NY; GLASCO, NY; GLENFORD, NY; GRAHAMSVILLE, NY; GREENFIELD PARK, NY; HIGH FALLS, NY; HIGHLAND, NY; HIGHMOUNT, NY; HURLEY, NY; KERHONKSON, NY; KINGSTON, NY; LAKE HILL, NY; LAKE KATRINE, NY; LIVINGSTON MANOR, NY; MALDEN ON HUDSON, NY; MARGARETVILLE, NY; MARLBORO, NY; MILTON, NY; MODENA, NY; MOUNT MARION, NY; MOUNT TREMPER, NY; NAPANOCH, NY; NEW PALTZ, NY; NEW WINDSOR, NY; OLIVEBRIDGE, NY; PHOENICIA, NY; PINE BUSH, NY; PINE HILL, NY; PLATTEKILL, NY; PORT EWEN, NY; RIFTON, NY; ROSENDALE, NY; RUBY, NY; SAUGERTIES, NY; SHANDAKEN, NY; SHOKAN, NY; SPRING GLEN, NY; STONE RIDGE, NY; TILLSON, NY; ULSTER PARK, NY; WALDEN, NY; WALKER VALLEY, NY; WALLKILL, NY; WAWARSING, NY; WEST CAMP, NY; WEST HURLEY, NY; WEST PARK, NY; WEST SHOKAN, NY; WILLOW, NY; WOODBOURNE, NY; WOODRIDGE, NY; WOODSTOCK, NY

Economics:

| Indiv Tax Returns | Cum Indiv Income | Co Tax Returns | Cum Co Income |
|-------------------|------------------|----------------|---------------|
| 112800 | 6548621000 | 6450 | 201451000 |

Entity Counts:

| Org Type | Count |
|----------|-------|
| Company | 43 |

43 IP-based companies out of 6450 business tax returns = 0.67% in IP company density.

| Year | Est Population | Inventors | Inv / 1000 | Patents | Local Cos | Art Classes |
|------|----------------|-----------|------------|---------|-----------|-------------|
| 2005 | | 138 | | 155 | 7 | 63 |
| 2006 | | 166 | | 197 | 7 | 69 |
| 2007 | | 144 | | 167 | 5 | 62 |
| 2008 | | 122 | | 168 | 7 | 57 |
| 2009 | | 174 | | 211 | 6 | 65 |
| 2010 | 182493 | 195 | 1.07 | 272 | 6 | 79 |
| 2011 | 182613 | 181 | 0.99 | 282 | 8 | 70 |
| 2012 | 181708 | 168 | 0.92 | 223 | 9 | 75 |
| 2013 | 180848 | 184 | 1.02 | 250 | 6 | 76 |
| 2014 | 180445 | 183 | 1.01 | 253 | 9 | 79 |

| Inventors | Patents |
|-------------|---------|
| Totals: 868 | 2178 |

Top 25 Art Classes:

| Art Class (code) | Patents | % this metro | % top 250 |
|---|---------|--------------|-----------|
| Semiconductor device manufacturing: process... (438) | 214 | 9.8% | 1.1% |
| Electricity: electrical systems and devices... (361) | 127 | 5.8% | 1.5% |
| Active solid-state devices (e.g., transistors, sol... (257) | 126 | 5.8% | 0.7% |
| Error detection/correction and fault detection/rec... (714) | 116 | 5.3% | 1% |
| Electrical computers and digital processing system... (709) | 106 | 4.9% | 0.4% |
| Electrical computers and digital data processing s... (710) | 101 | 4.6% | 1.6% |
| Multiplex communications... (370) | 90 | 4.1% | 0.3% |
| Electrical computers and digital processing system... (711) | 72 | 3.3% | 0.6% |
| Electrical computers and digital processing system... (718) | 69 | 3.2% | 2.1% |
| Data processing: database and file management or d... (707) | 57 | 2.6% | 0.2% |

| | | | |
|---|----|------|------|
| Electrical computers and digital processing system... (713) | 47 | 2.2% | 0.4% |
| Data processing: software development, installatio... (717) | 43 | 2% | 0.6% |
| Electrical computers: arithmetic processing and ca... (708) | 42 | 1.9% | 2.6% |
| Electrical computers and digital processing system... (712) | 40 | 1.8% | 1.6% |
| Computer-aided design and analysis of circuits and... (716) | 35 | 1.6% | 0.6% |
| Data processing: financial, business practice, man... (705) | 35 | 1.6% | 0.2% |
| Data processing: generic control systems or specif... (700) | 32 | 1.5% | 0.5% |
| Electrical connectors... (439) | 31 | 1.4% | 0.5% |
| Drug, bio-affecting and body treating compositions... (514) | 28 | 1.3% | 0.1% |
| Electrical computers and digital processing system... (719) | 26 | 1.2% | 1% |
| Static information storage and retrieval... (365) | 26 | 1.2% | 0.3% |
| Electricity: measuring and testing... (324) | 25 | 1.1% | 0.3% |
| Data processing: measuring, calibrating, or testin... (702) | 21 | 1% | 0.2% |
| Data processing: structural design, modeling, simu... (703) | 21 | 1% | 0.5% |
| Land vehicles: dumping... (298) | 19 | 0.9% | 0.9% |

Patents (by local inventors) assigned to local companies (top 25 or less):
 NOTE: this company count is likely less than the total company account above
 because the above count includes local companies with non-local inventors.

| Company Name | Patents |
|--------------------------------------|---------|
| Production Resource Group, LLC | 14 |
| Armordynamics, Inc. | 8 |
| Durable Systems, Inc. | 4 |
| J.M. Originals, Inc. | 3 |
| Millrock Technology, Inc. | 3 |
| Production Resource Group LLC | 3 |
| Handle With Care, Inc. | 2 |
| GretagMacbeth, LLC | 2 |
| FutrFab, Inc. | 2 |
| Production Resource Group, L.L.C. | 2 |
| Production Resource Group, L.L.C | 2 |
| Prism Solar Technologies, Inc. | 2 |
| Sono-Tek Corporation | 2 |
| USAI, LLC | 2 |
| Wolf-Tec, Inc. | 2 |
| Ronway Inc. | 1 |
| PureNative Software Corporation | 1 |
| Orthovisage Inc. | 1 |
| Ketema, LLC | 1 |
| Innovative Products of America, Inc. | 1 |
| HWC, Inc. | 1 |
| Armor Dynamics, Inc. | 1 |
| American Felt and Filter Company | 1 |
| Creative Tunings, Inc. | 1 |
| COMMUNITY PRODUCTS, LLC | 1 |

Top 25 (or less) local inventors:

| Inventor | Company | Patents |
|-----------------------|---|---------|
| Madhusudan K. Iyengar | International Business Machines Corporation | 130 |
| Thomas A. Gregg | International Business Machines Corporation | 97 |
| Donald W. Schmidt | International Business Machines Corporation | 55 |
| Vincenzo Guercio | RAB Lighting, Inc. | 49 |
| Herbert L. Ho | International Business Machines Corporation | 42 |
| Eric M. Schwarz | International Business Machines Corporation | 37 |
| David Craddock | International Business Machines Corporation | 31 |
| David F. Craddock | International Business Machines Corporation | 27 |
| Janet R. Easton | International Business Machines Corporation | 27 |
| Frank D. Ferraiolo | International Business Machines Corporation | 26 |
| Vincenzo Guercio | RAB Lighting Inc. | 25 |

| | | |
|------------------------|---|----|
| Claude Dal Farra | ISP Investments Inc. | 24 |
| Anthony G. Domenicucci | International Business Machines Corporation | 23 |
| Eric N. Lais | International Business Machines Corporation | 22 |
| Douglas D. Coolbaugh | International Business Machines Corporation | 21 |
| Edward J. Seminario | International Business Machines Corporation | 21 |
| Ian D. Melville | International Business Machines Corporation | 21 |
| Naim Moumen | International Business Machines Corporation | 21 |
| Wesley C. Natzle | International Business Machines Corporation | 21 |
| Jeffrey M. Nick | International Business Machines Corporation | 20 |
| Darryl D. Restaino | International Business Machines Corporation | 19 |
| Scott Barnett Swaney | International Business Machines Corporation | 19 |
| Frank W. Brice, Jr. | International Business Machines Corporation | 18 |
| Frederick A. Flitsch | Johnson & Johnson Vision Care, Inc. | 18 |
| Levi A. Campbell | International Business Machines Corporation | 18 |

> KNOXVILLE, TN [28940]

List of 37 included communities:

ALCOA, TN; ANDERSONVILLE, TN; BLAINE, TN; BRICEVILLE, TN; CLINTON, TN; CORRYTON, TN; FRIENDSVILLE, TN; GREENBACK, TN; HEISKELL, TN; KNOXVILLE, TN; KODAK, TN; LAKE CITY, TN; LENOIR CITY, TN; LOUDON, TN; LOUISVILLE, TN; LUTTRELL, TN; MARYVILLE, TN; MASCOT, TN; MAYNARDVILLE, TN; NEW TAZEVELL, TN; NORRIS, TN; OAK RIDGE, TN; OLIVER SPRINGS, TN; PHILADELPHIA, TN; POWDER SPRINGS, TN; POWELL, TN; ROCKFORD, TN; SEYMOUR, TN; SHARPS CHAPEL, TN; SPEEDWELL, TN; STRAWBERRY PLAINS, TN; SWEETWATER, TN; TALLASSEE, TN; TOWNSEND, TN; VONORE, TN; WALLAND, TN; WASHBURN, TN

Economics:

| Indiv Tax Returns | Cum Indiv Income | Co Tax Returns | Cum Co Income |
|-------------------|------------------|----------------|---------------|
| 476760 | 27693106000 | 20120 | 1296977000 |

Entity Counts:

| Org Type | Count |
|------------|-------|
| Company | 207 |
| Foundation | 1 |
| HigherEd | 15 |

207 IP-based companies out of 20120 business tax returns = 1.03% in IP company density.

| Year | Est Population | Inventors | Inv / 1000 | Patents | Local Cos | Art Classes |
|------|----------------|-----------|------------|---------|-----------|-------------|
| 2005 | | 217 | | 151 | 28 | 86 |
| 2006 | | 247 | | 158 | 39 | 89 |
| 2007 | | 267 | | 166 | 34 | 88 |
| 2008 | | 247 | | 146 | 42 | 90 |
| 2009 | | 265 | | 156 | 34 | 90 |
| 2010 | 837571 | 402 | 0.48 | 240 | 39 | 108 |
| 2011 | 842785 | 352 | 0.42 | 235 | 39 | 116 |
| 2012 | 847817 | 356 | 0.42 | 255 | 34 | 111 |
| 2013 | 851951 | 414 | 0.49 | 278 | 32 | 119 |
| 2014 | 857585 | 520 | 0.61 | 349 | 44 | 146 |

| Inventors | Patents |
|--------------|---------|
| Totals: 1968 | 2134 |

Top 25 Art Classes:

| Art Class (code) | Patents | % this metro | % top 250 |
|---|---------|--------------|-----------|
| Radiant energy... (250) | 156 | 7.3% | 1.9% |
| Communications: electrical... (340) | 79 | 3.7% | 0.7% |
| Data processing: measuring, calibrating, or testin... (702) | 76 | 3.6% | 0.9% |
| Image analysis... (382) | 60 | 2.8% | 0.4% |
| Animal husbandry... (119) | 46 | 2.2% | 2.5% |
| Chemistry: molecular biology and microbiology... (435) | 46 | 2.2% | 0.3% |
| Chemistry of inorganic compounds... (423) | 44 | 2.1% | 1.8% |
| Data processing: database and file management or d... (707) | 38 | 1.8% | 0.2% |
| Stock material or miscellaneous articles... (428) | 35 | 1.6% | 0.4% |
| Drug, bio-affecting and body treating compositions... (424) | 34 | 1.6% | 0.2% |
| Optics: measuring and testing... (356) | 32 | 1.5% | 0.5% |
| Electricity: measuring and testing... (324) | 30 | 1.4% | 0.4% |

| | | | |
|---|----|------|------|
| Chemistry: electrical current producing apparatus,... (429) | 27 | 1.3% | 0.7% |
| Chemical apparatus and process disinfecting, deodo... (422) | 26 | 1.2% | 0.6% |
| Surgery... (600) | 25 | 1.2% | 0.2% |
| Electric heating... (219) | 24 | 1.1% | 0.7% |
| Chemistry: electrical and wave energy... (204) | 23 | 1.1% | 1.1% |
| Electrical generator or motor structure... (310) | 23 | 1.1% | 0.8% |
| Surgery... (606) | 23 | 1.1% | 0.2% |
| Land vehicles... (280) | 21 | 1% | 0.4% |
| Internal-combustion engines... (123) | 19 | 0.9% | 0.4% |
| Liquid purification or separation... (210) | 18 | 0.8% | 0.4% |
| Measuring and testing... (73) | 18 | 0.8% | 1% |
| Active solid-state devices (e.g., transistors, sol... (257) | 17 | 0.8% | 0.1% |
| Chemistry: analytical and immunological testing... (436) | 16 | 0.7% | 0.5% |

Patents (by local inventors) assigned to local companies (top 25 or less):
 NOTE: this company count is likely less than the total company account above because the above count includes local companies with non-local inventors.

| Company Name | Patents |
|---|---------|
| UT-Battelle, LLC | 492 |
| University of Tennessee Research Foundation | 107 |
| Radio Systems Corporation | 79 |
| UT-Battelle LLC | 48 |
| Babcock & Wilcox Technical Services Y-12, LLC | 44 |
| DenTek Oral Care, Inc. | 16 |
| DeRoyal Industries, Inc. | 15 |
| Nisus Corporation | 13 |
| Adroit Development, Inc. | 11 |
| CTI PET Systems, Inc. | 10 |
| Analysis and Measurement Services Corporation | 9 |
| Innovation Services, Inc. | 9 |
| Provectus Pharmatech, Inc. | 9 |
| MasterCraft Boat Company, LLC | 8 |
| Procon, Inc. | 8 |
| Xtreme Marine Corporation | 8 |
| Adroit Medical Systems, Inc. | 7 |
| ARC Automotive, Inc. | 6 |
| Icove and Associates, LLC | 6 |
| iTool Equipment Holding LLC | 6 |
| UT-Batelle, LLC | 6 |
| American Accessories International LLC | 5 |
| BPS Engineering, LLC | 5 |
| EOD Technology, Inc. | 5 |
| Felknor Ventures LLC | 5 |

Top 25 (or less) local inventors:

| Inventor | Company | Patents |
|------------------------|---|---------|
| Brian E. Smith | International Business Machines Corporation | 26 |
| Tse-Wei Wang | University of Tennessee Research Foundation | 24 |
| Michael E. Casey | Siemens Medical Solutions USA, Inc. | 23 |
| Sheng Dai | UT-Battelle, LLC | 23 |
| Christopher E. Mainini | Radio Systems Corporation | 19 |
| John T. Simpson | UT-Battelle, LLC | 18 |
| Nan Zhang | Siemens Medical Solutions USA, Inc. | 17 |
| Edward B. Ripley | Babcock & Wilcox Technical Services Y-12, LLC | 16 |
| John S. Hsu | UT-Battelle, LLC | 16 |
| John M. Jansheski | DenTek Oral Care, Inc. | 15 |
| Amit Goyal | UT-Battelle, LLC | 14 |
| Matthias J. Schmand | Siemens Medical Solutions USA, Inc. | 14 |
| David J. Icove | University of Tennessee Research Foundation | 13 |

| | | |
|-----------------------|---|----|
| Michael L. Simpson | UT-Battelle, LLC | 13 |
| Stephen F. Smith | UT-Battelle, LLC | 13 |
| Christian J. Michel | Siemens Medical Solutions USA, Inc. | 12 |
| Ilia N. Ivanov | UT-Battelle, LLC | 12 |
| William S. Groh | Radio Systems Corporation | 12 |
| Dale V. Stansberry | University of Tennessee Research Foundation | 11 |
| Elias Greenbaum | UT-Battelle, LLC | 11 |
| Gary J. Van Berkel | UT-Battelle, LLC | 11 |
| John Douglas Birdwell | University of Tennessee Research Foundation | 11 |
| Lex Shankle | Dentek Oral Care, Inc. | 11 |
| Piotr Szupryczynski | Siemens Medical Solutions USA, Inc. | 11 |
| Ronald Grazioso | Siemens Medical Solutions USA, Inc. | 11 |

> LAFAYETTE, LA [29180]

List of 18 included communities:

ARNAUDVILLE, LA; BREAUX BRIDGE, LA; BROUSSARD, LA; CADE, LA; CARENCRO, LA; CECILIA, LA; CHURCH POINT, LA; DUSON, LA; LAFAYETTE, LA; MAURICE, LA; MILTON, LA; MORGAN CITY, LA; NEW IBERIA, LA; PIERRE PART, LA; RAYNE, LA; SAINT MARTINVILLE, LA; SCOTT, LA; YOUNGSVILLE, LA

Economics:

| Indiv Tax Returns | Cum Indiv Income | Co Tax Returns | Cum Co Income |
|-------------------|------------------|----------------|---------------|
| 190230 | 11924689000 | 12700 | 467286000 |

Entity Counts:

| Org Type | Count |
|----------|-------|
| Company | 81 |
| HigherEd | 1 |

81 IP-based companies out of 12700 business tax returns = 0.64% in IP company density.

| Year | Est Population | Inventors | Inv / 1000 | Patents | Local Cos | Art Classes |
|------|----------------|-----------|------------|---------|-----------|-------------|
| 2005 | | 69 | | 56 | 11 | 26 |
| 2006 | | 77 | | 71 | 7 | 35 |
| 2007 | | 78 | | 59 | 11 | 24 |
| 2008 | | 75 | | 58 | 8 | 24 |
| 2009 | | 82 | | 65 | 13 | 29 |
| 2010 | 466750 | 80 | 0.17 | 67 | 7 | 33 |
| 2011 | 470677 | 99 | 0.21 | 86 | 18 | 36 |
| 2012 | 474220 | 109 | 0.23 | 98 | 15 | 37 |
| 2013 | 479763 | 82 | 0.17 | 73 | 15 | 38 |
| 2014 | 484974 | 147 | 0.3 | 103 | 18 | 45 |

| | Inventors | Patents |
|---------|-----------|---------|
| Totals: | 562 | 736 |

Top 25 Art Classes:

| Art Class (code) | Patents | % this metro | % top 250 |
|---|---------|--------------|-----------|
| Wells... (166) | 236 | 32.1% | 3.9% |
| Boring or penetrating the earth... (175) | 71 | 9.6% | 3.7% |
| Liquid purification or separation... (210) | 36 | 4.9% | 0.7% |
| Hydraulic and earth engineering... (405) | 19 | 2.6% | 1.1% |
| Handling: hand and hoist-line implements... (294) | 16 | 2.2% | 0.9% |
| Tools... (81) | 13 | 1.8% | 1.7% |
| Earth boring, well treating, and oil field chemist... (507) | 12 | 1.6% | 1.6% |
| Data processing: financial, business practice, man... (705) | 10 | 1.4% | 0% |
| Material or article handling... (414) | 10 | 1.4% | 0.8% |
| Pipe joints or couplings... (285) | 10 | 1.4% | 1% |
| Special receptacle or package... (206) | 10 | 1.4% | 0.3% |
| Cleaning and liquid contact with solids... (134) | 9 | 1.2% | 0.5% |
| Data processing: measuring, calibrating, or testin... (702) | 7 | 1% | 0.1% |
| Fluid handling... (137) | 7 | 1% | 0.2% |
| Multiplex communications... (370) | 7 | 1% | 0% |
| Classifying, separating, and assorting solids... (209) | 6 | 0.8% | 0.8% |

| | | | |
|---|---|------|------|
| Stock material or miscellaneous articles... (428) | 6 | 0.8% | 0.1% |
| Chemistry: molecular biology and microbiology... (435) | 5 | 0.7% | 0% |
| Communications: electrical... (340) | 5 | 0.7% | 0% |
| Implements or apparatus for applying pushing or pu... (254) | 5 | 0.7% | 0.7% |
| Printing... (101) | 5 | 0.7% | 0.8% |
| Radiant energy... (250) | 5 | 0.7% | 0.1% |
| Cleaning compositions for solid surfaces, auxiliar... (510) | 4 | 0.5% | 0.5% |
| Animal husbandry... (119) | 4 | 0.5% | 0.2% |
| Exercise devices... (482) | 4 | 0.5% | 0.2% |

Patents (by local inventors) assigned to local companies (top 25 or less):
 NOTE: this company count is likely less than the total company account above
 because the above count includes local companies with non-local inventors.

| Company Name | Patents |
|--|---------|
| Frank's Casing Crew and Rental Tools, Inc. | 31 |
| Frank's Casing Crew & Rental Tools, Inc. | 11 |
| Devin International, Inc. | 8 |
| Petrotechnologies, Inc. | 8 |
| University of Louisiana at Lafayette | 7 |
| HB Green Resources, LLC | 6 |
| Turbo-Chem International, Inc. | 6 |
| Ameriglobe, LLC | 5 |
| Bruce Foods Corporation | 4 |
| Coiled Tubing Rental Tools, Inc. | 4 |
| Access Oil Tools, Inc. | 4 |
| 2M-TEK, Inc. | 2 |
| Batter's Dream, LLC | 2 |
| Central Boat Rentals, Inc. | 2 |
| Coastal Boat Rentals, Inc. | 2 |
| Crawford Technical Services, Inc. | 2 |
| Dishmount Products, LLC | 2 |
| Del Corporation | 2 |
| Full Flow Technologies, LLC | 2 |
| LHC Group, Inc. | 2 |
| Mech-Tech Engineering, LLC | 2 |
| Oncologics, Inc. | 2 |
| Paragon Industries, Inc. | 2 |
| Petro Technologies, Inc. | 2 |
| Petroleum Specialty Rental, LLC | 2 |

Top 25 (or less) local inventors:

| Inventor | Company | Patents |
|---------------------------|--|---------|
| Todd Foret | Foret Plasma Labs, LLC | 28 |
| Donald E. Mosing | Frank's Casing Crew and Rental Tools, Inc. | 12 |
| Burney J. Latiolais, Jr. | Frank's International, Inc. | 10 |
| Galen R. Clark, II | Tetra Technologies, Inc. | 10 |
| Samuel P. Hawkins, III | Frank's International, Inc. | 10 |
| Jeremy Richard Angelle | Frank's International, LLC | 9 |
| Brian David Begnaud | Frank's Casing Crew and Rental Tools, Inc. | 8 |
| Charles Michael Webre | Frank's Casing Crew and Rental Tools, Inc. | 8 |
| David Levy | Petrotechnologies, Inc. | 8 |
| Jason Lau | ViaSat, Inc. | 8 |
| Keith T. Lutgring | Frank's International, Inc. | 8 |
| David L. Sipos | Frank's International, Inc. | 7 |
| Donald E. Mosing | Frank's International, Inc. | 7 |
| James Devin Moncus | Devin International, Inc. | 7 |
| Joseph Hayden Miller, Jr. | Devin International, Inc. | 7 |
| Vernon Joseph Bouligny | Frank's Casing Crew and Rental Tools, Inc. | 7 |
| Jake A. Danos | Schlumberger Technology Corporation | 6 |

| | | |
|------------------------|--|---|
| John C. Thomas | Baker Hughes Incorporated | 6 |
| Mark R. Kizziar | Baker Hughes Incorporated | 6 |
| Mark Stephen Sibille | Frank's Casing Crew and Rental Tools, Inc. | 6 |
| David L. Schulte, Jr. | Varco I/P, Inc. | 5 |
| Gary L. Siems | Tetra Technologies, Inc. | 5 |
| Jeremy R. Angelle | Frank's Casing Crew and Rental Tools, Inc. | 5 |
| Jeremy Richard Angelle | Frank's Casing Crew and Rental Tools, Inc. | 5 |
| John Erick Stelly | Frank's International, LLC | 5 |

> LAKE CHARLES, LA [29340]

List of 16 included communities:

BELL CITY, LA; CAMERON, LA; CREOLE, LA; DEQUINCY, LA; GRAND CHENIER, LA; GUEYDAN, LA; HACKBERRY, LA; HAYES, LA; IOWA, LA; LAKE ARTHUR, LA; LAKE CHARLES, LA; RAGLEY, LA; STARKS, LA; SULPHUR, LA; VINTON, LA; WESTLAKE, LA

Economics:

| Indiv Tax Returns | Cum Indiv Income | Co Tax Returns | Cum Co Income |
|-------------------|------------------|----------------|---------------|
| 116860 | 6132112000 | 4700 | 215498000 |

Entity Counts:

| Org Type | Count |
|----------|-------|
| Company | 9 |

9 IP-based companies out of 4700 business tax returns = 0.19% in IP company density.

| Year Est Population | Inventors | Inv / 1000 | Patents | Local Cos | Art Classes |
|---------------------|-----------|------------|---------|-----------|-------------|
| 2005 | 7 | | 6 | 2 | 6 |
| 2006 | 15 | | 13 | 3 | 13 |
| 2007 | 8 | | 7 | 1 | 6 |
| 2009 | 17 | | 12 | 1 | 9 |
| 2010 199607 | 6 | 0.03 | 4 | 1 | 4 |
| 2011 200592 | 13 | 0.06 | 11 | 1 | 11 |
| 2012 201276 | 16 | 0.08 | 14 | 1 | 13 |
| 2013 202461 | 16 | 0.08 | 20 | 2 | 16 |
| 2014 203883 | 8 | 0.04 | 6 | 1 | 6 |

| Inventors | Patents |
|------------|---------|
| Totals: 84 | 106 |

Top 25 Art Classes:

| Art Class (code) | Patents | % this metro | % top 250 |
|---|---------|--------------|-----------|
| Wells... (166) | 9 | 8.5% | 0.1% |
| Liquid purification or separation... (210) | 5 | 4.7% | 0.1% |
| Cleaning and liquid contact with solids... (134) | 4 | 3.8% | 0.2% |
| Boring or penetrating the earth... (175) | 4 | 3.8% | 0.2% |
| Data processing: generic control systems or specif... (700) | 4 | 3.8% | 0.1% |
| Prosthesis (i.e., artificial body members), parts ... (623) | 4 | 3.8% | 0.1% |
| Registers... (235) | 4 | 3.8% | 0.1% |
| Surgery... (600) | 4 | 3.8% | 0% |
| Surgery... (604) | 4 | 3.8% | 0% |
| Handling: hand and hoist-line implements... (294) | 3 | 2.8% | 0.2% |
| Games using tangible projectile... (473) | 3 | 2.8% | 0.1% |
| Fluent material handling, with receiver or receive... (141) | 3 | 2.8% | 0.3% |
| Surgery... (606) | 3 | 2.8% | 0% |
| Surgery: light, thermal, and electrical applicatio... (607) | 3 | 2.8% | 0% |
| Compositions... (252) | 2 | 1.9% | 0.1% |
| Joints and connections... (403) | 2 | 1.9% | 0.3% |
| Land vehicles... (280) | 2 | 1.9% | 0% |
| Motor vehicles... (180) | 2 | 1.9% | 0.1% |

| | | | |
|---|---|------|------|
| Organic compounds -- part of the class 532-570 ser... (570) | 2 | 1.9% | 0.6% |
| Stock material or miscellaneous articles... (428) | 2 | 1.9% | 0% |
| Harvesters... (56) | 1 | 0.9% | 0.1% |
| Fluid handling... (137) | 1 | 0.9% | 0% |
| Fishing, trapping, and vermin destroying... (43) | 1 | 0.9% | 0.1% |
| Fire escape, ladder, or scaffold... (182) | 1 | 0.9% | 0.2% |
| Electrolysis: processes, compositions used therein... (205) | 1 | 0.9% | 0.1% |

Patents (by local inventors) assigned to local companies (top 25 or less):
 NOTE: this company count is likely less than the total company account above because the above count includes local companies with non-local inventors.

| Company Name | Patents |
|--------------------------------|---------|
| Rac Em Bac, L.L.C. | 5 |
| Hoot Aerobic Systems, Inc. | 4 |
| Recon Engineering, Inc. | 1 |
| Paragon Plastic Sheet, Inc. | 1 |
| Lake Charles Instruments, Inc. | 1 |

Top 25 (or less) local inventors:

| Inventor | Company | Patents |
|-------------------------|---|---------|
| Murphy J. Cormier | Hoot Aerobic Systems, Inc. | 4 |
| Robert K. Pertuit | Hoot Aerobic Systems, Inc. | 4 |
| Troy L. Cormier | Hoot Aerobic Systems, Inc. | 4 |
| William Fred Pierce | Rac Em Bac, L.L.C. | 4 |
| Paulette Meaux Saunders | Curtiss-Wright Flow Control Corporation | 3 |
| Lenny L. Albin, Sr. | W. R. Grace & Co.-Conn. | 2 |
| Ronald D. Olinger | PPG Industries Ohio, Inc. | 2 |
| William D. Curet | Sporting Innovations Group, LLC | 2 |
| Alyce Miller | Northwestern University | 1 |
| Ashley Wade | Paragon Plastic Sheet, Inc. | 1 |
| Berry G. Garrard | PPG Industries Ohio, Inc. | 1 |
| Bert M. Weldon | Englobal Corporation | 1 |
| Charles Rulon | Omni Energy Services Corp. | 1 |
| Clark S. Graybill | PPG Industries Ohio, Inc. | 1 |
| Craig R. Long | Axiall Ohio, Inc. | 1 |
| David J. Mathis | Sc lumberger Technology Corporation | 1 |
| David R. Bush | Axiall Ohio, Inc. | 1 |
| Don Ford | Recon Engineering, Inc. | 1 |
| Douglas B. Leeth | Specialty Rental Tools & Supply, LP | 1 |
| Douglass B. Leeth | Specialty Rental Tool & Supply, LP | 1 |
| Earl M. Gorton | PPG Industries Ohio, Inc. | 1 |
| Frank Carpenter | Lake Charles Instruments, Inc. | 1 |
| Geoffrey Lynn Russell | Sasol Germany GmbH | 1 |
| Ian Foxton | Recon Engineering, Inc. | 1 |
| Ivan Osorio | Medtronic, Inc. | 1 |

> LAKE HAVASU CITY-KINGMAN, AZ [29420]

List of 21 included communities:

BULLHEAD CITY, AZ; CHLORIDE, AZ; COLORADO CITY, AZ; DOLAN SPRINGS, AZ; FORT MOHAVE, AZ; GOLDEN VALLEY, AZ; HACKBERRY, AZ; HUALAPAI, AZ; KINGMAN, AZ; LAKE HAVASU CITY, AZ; LITTLEFIELD, AZ; MEADVIEW, AZ; MOHAVE VALLEY, AZ; OATMAN, AZ; PEACH SPRINGS, AZ; TEMPLE BAR MARINA, AZ; TOPOCK, AZ; VALENTINE, AZ; WIKIEUP, AZ; WILLOW BEACH, AZ; YUCCA, AZ

Economics:

| Indiv Tax Returns | Cum Indiv Income | Co Tax Returns | Cum Co Income |
|-------------------|------------------|----------------|---------------|
| 69850 | 2939862000 | 2620 | 81243000 |

Entity Counts:

| Org Type | Count |
|----------|-------|
| Company | 7 |

7 IP-based companies out of 2620 business tax returns = 0.27% in IP company density.

| Year | Est Population | Inventors | Inv / 1000 | Patents | Local Cos | Art Classes |
|------|----------------|-----------|------------|---------|-----------|-------------|
| 2005 | | 4 | | 5 | 1 | 4 |
| 2007 | | 14 | | 14 | 1 | 13 |
| 2008 | | 5 | | 7 | 1 | 5 |
| 2009 | | 8 | | 9 | 2 | 7 |
| 2010 | 200186 | 13 | 0.06 | 11 | 2 | 11 |
| 2011 | 202642 | 13 | 0.06 | 10 | 2 | 9 |
| 2012 | 203174 | 7 | 0.03 | 5 | 2 | 5 |
| 2014 | 203361 | 10 | 0.05 | 10 | 1 | 9 |

| Inventors | Patents |
|------------|---------|
| Totals: 66 | 86 |

Top 25 Art Classes:

| Art Class (code) | Patents | % this metro | % top 250 |
|---|---------|--------------|-----------|
| Interrelated power delivery controls, including en... (477) | 4 | 4.7% | 0.6% |
| Hydraulic and earth engineering... (405) | 4 | 4.7% | 0.2% |
| Marine propulsion... (440) | 4 | 4.7% | 0.8% |
| Surgery... (606) | 4 | 4.7% | 0% |
| Buoys, rafts, and aquatic devices... (441) | 3 | 3.5% | 0.7% |
| Data processing: financial, business practice, man... (705) | 3 | 3.5% | 0% |
| Motor vehicles... (180) | 3 | 3.5% | 0.1% |
| Railways... (104) | 3 | 3.5% | 1.2% |
| Surgery: kinesitherapy... (601) | 3 | 3.5% | 0.5% |
| Education and demonstration... (434) | 2 | 2.3% | 0.1% |
| Data processing: vehicles, navigation, and relativ... (701) | 2 | 2.3% | 0% |
| Electricity: electrical systems and devices... (361) | 2 | 2.3% | 0% |
| Illumination... (362) | 2 | 2.3% | 0% |
| Cleaning and liquid contact with solids... (134) | 2 | 2.3% | 0.1% |
| Exercise devices... (482) | 2 | 2.3% | 0.1% |
| Land vehicles: bodies and tops... (296) | 2 | 2.3% | 0% |
| Road structure, process, or apparatus... (404) | 2 | 2.3% | 0.2% |
| Special receptacle or package... (206) | 2 | 2.3% | 0.1% |

| | | | |
|---|---|------|------|
| Supports... (248) | 2 | 2.3% | 0.1% |
| Supports: racks... (211) | 2 | 2.3% | 0.2% |
| Information security... (726) | 1 | 1.2% | 0% |
| Electricity: magnetically operated switches, magne... (335) | 1 | 1.2% | 0.1% |
| Harvesters... (56) | 1 | 1.2% | 0.1% |
| Foundation garments... (450) | 1 | 1.2% | 0.4% |
| Farriery... (168) | 1 | 1.2% | 3.8% |

Patents (by local inventors) assigned to local companies (top 25 or less):
 NOTE: this company count is likely less than the total company account above because the above count includes local companies with non-local inventors.

| Company Name | Patents |
|---------------------------------|---------|
| Physics Lab of Lake Havasu, LLC | 3 |
| Max Machine Worx, Inc. | 2 |
| West Coast Netting, Inc. | 1 |
| Too Kool Recreation, LLC | 1 |
| Too Kool Recreation | 1 |
| Ron Anthon Olsen | 1 |
| Max Machine Worx Inc. | 1 |
| Mad Dog Software, L.L.C. | 1 |

Top 25 (or less) local inventors:

| Inventor | Company | Patents |
|-------------------------|---|---------|
| Ken Sovel | Ford Global Technologies, LLC | 5 |
| Ivan E. Bounds | Herzog Contracting Corp. | 3 |
| James A. Stansbury, III | Physics Lab of Lake Havasu, LLC | 3 |
| Michael C. Walgren | The Charles Machine Works, Inc. | 3 |
| Aaron C. Mansfield | Max Machine Worx, Inc. | 2 |
| David L. Carruth | Target Brands, Inc. | 2 |
| Jason A. Mansfield | Max Machine Worx, Inc. | 2 |
| John F. Hughen | Avery Dennison Corporation | 2 |
| Ronald H. Bluestone | Heritage-Crystal Clean, LLC | 2 |
| Ryan J. Bluestone | Heritage-Crystal Clean, LLC | 2 |
| Aaron C. Mansfield | Max Machine Worx Inc. | 1 |
| Alan Nigel McGrevy | STRATEGY LICENSING, LLC | 1 |
| Edward J. Sauer | AutoTech Innovations LLC | 1 |
| Eric Reed | West Coast Netting, Inc. | 1 |
| Fred Bigeh | Audix Corporation | 1 |
| Ivan E. Bounds | Herzog Contracting Corporation | 1 |
| James M. Davenport | Salter Labs | 1 |
| James Monroe Davenport | Oak Tree Engineering LLC | 1 |
| James Monroe Davenport | SpineWorks, LLC | 1 |
| Jason A. Mansfield | Max Machine Worx Inc. | 1 |
| Jeffrey Lee Shunn | S-2 Contractors Inc. | 1 |
| John Andrew Rhodes | Target Brands, Inc. | 1 |
| Marc D. Stiegler | Hewlett-Packard Development Company, L.P. | 1 |
| Matthew G. Morris | CareFusion 303, Inc. | 1 |
| Nicolas Clermont | EADS Secure Networks | 1 |

> LAKELAND, FL [29460]

List of 35 included communities:

ALTURAS, FL; AUBURNDALE, FL; AVON PARK, FL; BABSON PARK, FL; BARTOW, FL; BOWLING GREEN, FL; BRADLEY, FL; CLERMONT, FL; DAVENPORT, FL; DUNDEE, FL; EAGLE LAKE, FL; EATON PARK, FL; FORT MEADE, FL; FROSTPROOF, FL; HAINES CITY, FL; HIGHLAND CITY, FL; HOMELAND, FL; INDIAN LAKE ESTATES, FL; KATHLEEN, FL; KISSIMMEE, FL; LAKE ALFRED, FL; LAKE HAMILTON, FL; LAKE WALES, FL; LAKELAND, FL; LAKESHORE, FL; LITHIA, FL; LOUGHMAN, FL; MULBERRY, FL; NALCREST, FL; NICHOLS, FL; PLANT CITY, FL; POLK CITY, FL; RIVER RANCH, FL; WAVERLY, FL; WINTER HAVEN, FL

Economics:

| Indiv Tax Returns | Cum Indiv Income | Co Tax Returns | Cum Co Income |
|-------------------|------------------|----------------|---------------|
| 299620 | 14013394000 | 14080 | 333091000 |

Entity Counts:

| Org Type | Count |
|----------|-------|
| Company | 68 |

68 IP-based companies out of 14080 business tax returns = 0.48% in IP company density.

| Year Est | Population | Inventors | Inv / 1000 | Patents | Local Cos | Art Classes |
|----------|------------|-----------|------------|---------|-----------|-------------|
| 2005 | | 58 | | 50 | 8 | 37 |
| 2006 | | 62 | | 58 | 5 | 41 |
| 2007 | | 63 | | 61 | 4 | 49 |
| 2008 | | 55 | | 47 | 4 | 38 |
| 2009 | | 55 | | 48 | 10 | 35 |
| 2010 | 602095 | 57 | 0.09 | 59 | 6 | 47 |
| 2011 | 609696 | 75 | 0.12 | 83 | 14 | 61 |
| 2012 | 615764 | 102 | 0.17 | 101 | 12 | 70 |
| 2013 | 623159 | 102 | 0.16 | 94 | 14 | 72 |
| 2014 | 634638 | 99 | 0.16 | 106 | 14 | 66 |

| Inventors | Patents |
|-------------|---------|
| Totals: 540 | 707 |

Top 25 Art Classes:

| Art Class (code) | Patents | % this metro | % top 250 |
|---|---------|--------------|-----------|
| Land vehicles... (280) | 23 | 3.3% | 0.4% |
| Liquid purification or separation... (210) | 21 | 3% | 0.4% |
| Semiconductor device manufacturing: process... (438) | 18 | 2.5% | 0.1% |
| Communications: electrical... (340) | 13 | 1.8% | 0.1% |
| Data processing: financial, business practice, man... (705) | 13 | 1.8% | 0.1% |
| Conveyors: fluid current... (406) | 12 | 1.7% | 1.8% |
| Drug, bio-affecting and body treating compositions... (514) | 12 | 1.7% | 0.1% |
| Image analysis... (382) | 12 | 1.7% | 0.1% |
| Food or edible material: processes, compositions, ... (426) | 11 | 1.6% | 0.6% |
| Adhesive bonding and miscellaneous chemical manufa... (156) | 10 | 1.4% | 0.3% |
| Fluid sprinkling, spraying, and diffusing... (239) | 10 | 1.4% | 0.5% |
| Presses... (100) | 10 | 1.4% | 3.3% |
| Registers... (235) | 10 | 1.4% | 0.2% |
| Chemistry: electrical current producing apparatus,... (429) | 9 | 1.3% | 0.2% |

| | | | |
|---|---|------|------|
| Optical: systems and elements... (359) | 9 | 1.3% | 0.1% |
| Surgery... (600) | 9 | 1.3% | 0.1% |
| Surgery... (606) | 9 | 1.3% | 0.1% |
| Electrical computers and digital processing system... (709) | 8 | 1.1% | 0% |
| Telecommunications... (455) | 8 | 1.1% | 0% |
| Chairs and seats... (297) | 7 | 1% | 0.2% |
| Chemistry: molecular biology and microbiology... (435) | 7 | 1% | 0% |
| Data processing: database and file management or d... (707) | 7 | 1% | 0% |
| Drug, bio-affecting and body treating compositions... (424) | 7 | 1% | 0% |
| Games using tangible projectile... (473) | 7 | 1% | 0.2% |
| Internal-combustion engines... (123) | 7 | 1% | 0.2% |

Patents (by local inventors) assigned to local companies (top 25 or less):
 NOTE: this company count is likely less than the total company account above
 because the above count includes local companies with non-local inventors.

| Company Name | Patents |
|------------------------------------|---------|
| San Juan Patents, Inc. | 10 |
| Senninger Irrigation Inc. | 7 |
| SonicSurg Innovations, LLC | 5 |
| ARR-MAZ Custom Chemicals, Inc. | 4 |
| Medility LLC | 4 |
| Wolff Controls Corporation | 4 |
| WyndSOR Lighting, LLC | 4 |
| GJH LLC | 3 |
| LDG Enterprises, LLC | 3 |
| SpinControl Gearing LLC | 3 |
| FI-Foil Company, Inc. | 2 |
| EcoEarthEnergy, Inc. | 2 |
| Innovatier, Inc. | 2 |
| Innovative Pet Products LLC | 2 |
| Key Safety Systems, Inc. | 2 |
| Protel, Inc. | 2 |
| Solicore, Inc. | 2 |
| Innovatier Inc. | 1 |
| Highland Packaging Solutions, Inc. | 1 |
| Franwell, Inc. | 1 |
| Florida Plating & Machining, Inc. | 1 |
| Florida Department of Citrus | 1 |
| FL Dept of Citrus | 1 |
| Firetag, LLC | 1 |
| Arr-Max Products, LP | 1 |

Top 25 (or less) local inventors:

| Inventor | Company | Patents |
|----------------------|--|---------|
| Earl T. Robinson | Greatpoint Energy, Inc. | 16 |
| Kirk Sullivan | San Juan Patents, Inc. | 10 |
| Gregory W. Schrader | FMC Technologies, Inc. | 9 |
| H. Randolph Anderson | Rini Technologies, Inc. | 9 |
| Linnell Martinez | Plasma-Therm LLC | 9 |
| J. Ross Thomson | Agere Systems Inc. | 8 |
| Edwin D. Cruzado | Honeywell International Inc. | 7 |
| John David Worrall | Disney Enterprises, Inc. | 7 |
| John M. Padgett | Disney Enterprises, Inc. | 7 |
| Michael J. Tolentino | The Trustees of the University of Pennsylvania | 7 |
| Michael L. Suter | John Bean Technologies Corporation | 7 |
| Paul Costain | Clawson Custom Cues, Inc. | 6 |
| William S. McKinley | Lockheed Martin Corporation | 6 |
| Gregory W. Schrader | John Bean Technologies Corporation | 5 |
| Jeffery A. Dean | Lockheed Martin Corporation | 5 |

| | | |
|---------------------------|---|---|
| Jude W. Grosser | Florida Foundation Seed Producers, Inc. | 5 |
| Melissa Wiedemann | Lockheed Martin Corporation | 5 |
| Michael L. Suter | FMC Technologies, Inc. | 5 |
| Robert P. Pettypiece, Jr. | Key Safety Systems, Inc. | 5 |
| William A. Titterington | Giner Electrochemical Systems, LLC | 5 |
| Brian Michael Jurbala | SonicSurg Innovations, LLC | 4 |
| Clint Arrington | John Bean Technologies Corporation | 4 |
| Frederick G. Gmitter, Jr. | Florida Foundation Seed Producers, Inc. | 4 |
| Greg Anderson | TEN Media, LLC | 4 |
| Gregory S. Burcham | Senninger Irrigation Inc. | 4 |

> LANCASTER, PA [29540]

List of 70 included communities:

ADAMSTOWN, PA; AKRON, PA; ATGLEN, PA; BAINBRIDGE, PA; BART, PA; BAUSMAN, PA; BIRD IN HAND, PA; BLUE BALL, PA; BOWMANVILLE, PA; BROWNSTOWN, PA; CHRISTIANA, PA; COLUMBIA, PA; CONESTOGA, PA; DENVER, PA; DRUMORE, PA; EAST EARL, PA; EAST PETERSBURG, PA; ELIZABETHTOWN, PA; ELM, PA; EPHRATA, PA; GAP, PA; GOODVILLE, PA; GORDONVILLE, PA; HOLTWOOD, PA; HONEY BROOK, PA; HOPELAND, PA; INTERCOURSE, PA; KINZERS, PA; KIRKWOOD, PA; LAMPETER, PA; LANCASTER, PA; LANDISVILLE, PA; LEOLA, PA; LITITZ, PA; MANHEIM, PA; MARIETTA, PA; MARTINDALE, PA; MAYTOWN, PA; MILLERSVILLE, PA; MOHNTON, PA; MORGANTOWN, PA; MOUNT JOY, PA; MOUNTVILLE, PA; NARVON, PA; NEW HOLLAND, PA; NEW PROVIDENCE, PA; NEWMANSTOWN, PA; NOTTINGHAM, PA; OXFORD, PA; PARADISE, PA; PEACH BOTTOM, PA; PENRYN, PA; PEQUEA, PA; QUARRYVILLE, PA; REAMSTOWN, PA; REFTON, PA; REINHOLDS, PA; RHEEMS, PA; ROBESONIA, PA; RONKS, PA; SILVER SPRING, PA; SMOKETOWN, PA; STEVENS, PA; STRASBURG, PA; TALMAGE, PA; TERRE HILL, PA; WASHINGTON BORO, PA; WEST WILLOW, PA; WILLOW STREET, PA; WITMER, PA

Economics:

| Indiv Tax Returns | Cum Indiv Income | Co Tax Returns | Cum Co Income |
|-------------------|------------------|----------------|---------------|
| 283350 | 16350101000 | 17360 | 718068000 |

Entity Counts:

| Org Type | Count |
|----------|-------|
| Company | 104 |
| HigherEd | 1 |

104 IP-based companies out of 17360 business tax returns = 0.6% in IP company density.

| Year | Est Population | Inventors | Inv / 1000 | Patents | Local Cos | Art Classes |
|------|----------------|-----------|------------|---------|-----------|-------------|
| 2005 | | 184 | | 157 | 15 | 77 |
| 2006 | | 209 | | 182 | 12 | 88 |
| 2007 | | 163 | | 154 | 12 | 83 |
| 2008 | | 154 | | 142 | 10 | 76 |
| 2009 | | 166 | | 176 | 13 | 81 |
| 2010 | 519445 | 211 | 0.41 | 213 | 19 | 90 |
| 2011 | 523670 | 226 | 0.43 | 231 | 18 | 101 |
| 2012 | 526766 | 241 | 0.46 | 238 | 17 | 104 |
| 2013 | 530122 | 257 | 0.48 | 252 | 25 | 111 |
| 2014 | 533320 | 235 | 0.44 | 261 | 15 | 105 |

| Inventors | Patents |
|--------------|---------|
| Totals: 1126 | 2006 |

Top 25 Art Classes:

| Art Class (code) | Patents | % this metro | % top 250 |
|---|---------|--------------|-----------|
| Electrical connectors... (439) | 230 | 11.5% | 3.4% |
| Crop threshing or separating... (460) | 75 | 3.7% | 36.6% |
| Multicellular living organisms and unmodified part... (800) | 72 | 3.6% | 1.3% |
| Stock material or miscellaneous articles... (428) | 64 | 3.2% | 0.8% |
| Chairs and seats... (297) | 51 | 2.5% | 1.7% |
| Land vehicles... (280) | 46 | 2.3% | 0.9% |
| Surgery... (606) | 46 | 2.3% | 0.3% |
| Heat exchange... (165) | 42 | 2.1% | 3.7% |
| Harvesters... (56) | 41 | 2% | 2.8% |

| | | | |
|---|----|------|------|
| Data processing: vehicles, navigation, and relativ... (701) | 40 | 2% | 0.5% |
| Animal husbandry... (119) | 39 | 1.9% | 2.1% |
| Drug, bio-affecting and body treating compositions... (514) | 33 | 1.6% | 0.1% |
| Organic compounds -- part of the class 532-570 ser... (562) | 32 | 1.6% | 4% |
| Presses... (100) | 24 | 1.2% | 7.9% |
| Fishing, trapping, and vermin destroying... (43) | 23 | 1.1% | 2.6% |
| Synthetic resins or natural rubbers -- part of the... (525) | 23 | 1.1% | 0.8% |
| Chemistry: molecular biology and microbiology... (435) | 22 | 1.1% | 0.1% |
| Communications: electrical... (340) | 22 | 1.1% | 0.2% |
| Electricity: electrical systems and devices... (361) | 22 | 1.1% | 0.3% |
| Material or article handling... (414) | 21 | 1% | 1.7% |
| Drug, bio-affecting and body treating compositions... (424) | 20 | 1% | 0.1% |
| Electricity: conductors and insulators... (174) | 19 | 0.9% | 0.6% |
| Motor vehicles... (180) | 19 | 0.9% | 0.9% |
| Surgery... (604) | 19 | 0.9% | 0.2% |
| Bottles and jars... (215) | 18 | 0.9% | 2.8% |

Patents (by local inventors) assigned to local companies (top 25 or less):
 NOTE: this company count is likely less than the total company account above
 because the above count includes local companies with non-local inventors.

| Company Name | Patents |
|-------------------------------------|---------|
| CNH America LLC | 317 |
| Woodstream Corporation | 72 |
| CNH Industrial America LLC | 71 |
| Artsana USA, Inc. | 17 |
| Pelletron Corporation | 16 |
| Armstrong World Industries, Inc. | 12 |
| Tait Towers Manufacturing, LLC | 8 |
| Fenner U.S., Inc. | 7 |
| Interface Solutions, Inc. | 6 |
| Tait Towers, Inc. | 6 |
| Lumsden Corporation | 5 |
| CNH America, LLC | 4 |
| Chicco USA, Inc. | 4 |
| Advanced Cooling Technologies, Inc. | 4 |
| Diversified Machine, Inc. | 3 |
| Electron Energy Corporation | 3 |
| Maxima Technologies & Systems, LLC | 3 |
| RockSteady, LLC | 3 |
| TAIT Towers Inc. | 3 |
| Transol Corporation | 3 |
| Turf Teq, LLC | 3 |
| VALCO COMPANIES, INC. | 3 |
| Artsana USA, Inc | 2 |
| BC-USA | 2 |
| Dorma Door Controls, Inc. | 2 |

Top 25 (or less) local inventors:

| Inventor | Company | Patents |
|--------------------------|-------------------------------------|---------|
| David Walter Whitaker | Pioneer Hi Bred International Inc | 42 |
| David Walter Whitaker | Pioneer Hi-Bred International, Inc. | 34 |
| Matthew Richard McAlonis | Tyco Electronics Corporation | 31 |
| Herbert M. Farley | CNH America LLC | 29 |
| Kevin M. Smith | CNH America LLC | 27 |
| Jonathan E. Ricketts | CNH America LLC | 26 |
| Edward H. Pripke | CNH America LLC | 24 |
| John Mark Myer | Tyco Electronics Corporation | 24 |
| David James Fabian | Tyco Electronics Corporation | 23 |
| John R. McClure | CNH America LLC | 22 |

| | | |
|------------------------|------------------------------|----|
| Christopher A. Foster | CNH America LLC | 20 |
| Christopher T. Rich | Woodstream Corporation | 20 |
| David Allison Trout | Tyco Electronics Corporation | 19 |
| Nathan E. Isaac | CNH America LLC | 19 |
| Richard P. Strosser | CNH America LLC | 19 |
| Robert L. Jenkins | CertainTeed Corporation | 19 |
| Roger A. Fratti | Agere Systems Inc. | 19 |
| Robert L. Fackler | CNH America LLC | 17 |
| John H. Posselius | CNH America LLC | 16 |
| William Lewis | Lasko Holdings, Inc. | 16 |
| David M. DeChristopher | CNH America LLC | 15 |
| John H. Rosenfeld | Thermal Corp. | 15 |
| Keith Edwin Miller | Tyco Electronics Corporation | 15 |
| David A. Trout | Tyco Electronics Corporation | 14 |
| Douglas R. Otto | CNH America LLC | 14 |

> LANSING-EAST LANSING, MI [29620]

List of 44 included communities:

BANNISTER, MI; BATH, MI; BATTLE CREEK, MI; BELLEVUE, MI; CHARLOTTE, MI; DANSVILLE, MI; DEWITT, MI; DIMONDALE, MI; EAGLE, MI; EAST LANSING, MI; EATON RAPIDS, MI; ELSIE, MI; EUREKA, MI; FOWLER, MI; FOWLerville, MI; GRAND LEDGE, MI; HASLETT, MI; HOLT, MI; HUBBARDSTON, MI; LAINGSBURG, MI; LAKE ODESSA, MI; LANSING, MI; LESLIE, MI; MAPLE RAPIDS, MI; MASON, MI; MULLIKEN, MI; NASHVILLE, MI; OKEMOS, MI; OLIVET, MI; ONONDAGA, MI; OVID, MI; PERRY, MI; PEWAMO, MI; PORTLAND, MI; POTTERVILLE, MI; SAINT JOHNS, MI; SPRINGPORT, MI; STOCKBRIDGE, MI; SUNFIELD, MI; VERMONTVILLE, MI; WEBBERVILLE, MI; WESTPHALIA, MI; WILLIAMSTON, MI; WOODLAND, MI

Economics:

| Indiv Tax Returns | Cum Indiv Income | Co Tax Returns | Cum Co Income |
|-------------------|------------------|----------------|---------------|
| 365270 | 19589411000 | 14480 | 564896000 |

Entity Counts:

| Org Type | Count |
|----------|-------|
| Company | 92 |
| HigherEd | 9 |

92 IP-based companies out of 14480 business tax returns = 0.64% in IP company density.

| Year | Est Population | Inventors | Inv / 1000 | Patents | Local Cos | Art Classes |
|------|----------------|-----------|------------|---------|-----------|-------------|
| 2005 | | 130 | | 127 | 14 | 85 |
| 2006 | | 151 | | 120 | 15 | 75 |
| 2007 | | 139 | | 125 | 16 | 71 |
| 2008 | | 153 | | 121 | 10 | 72 |
| 2009 | | 167 | | 134 | 13 | 80 |
| 2010 | 464036 | 165 | 0.36 | 152 | 10 | 87 |
| 2011 | 465980 | 163 | 0.35 | 148 | 15 | 80 |
| 2012 | 466666 | 163 | 0.35 | 162 | 17 | 89 |
| 2013 | 468348 | 187 | 0.4 | 188 | 24 | 83 |
| 2014 | 470458 | 211 | 0.45 | 212 | 16 | 87 |

| Inventors | Patents |
|--------------|---------|
| Totals: 1067 | 1489 |

Top 25 Art Classes:

| Art Class (code) | Patents | % this metro | % top 250 |
|---|---------|--------------|-----------|
| Data processing: vehicles, navigation, and relativ... (701) | 85 | 5.7% | 1% |
| Chemistry: molecular biology and microbiology... (435) | 69 | 4.6% | 0.4% |
| Multicellular living organisms and unmodified part... (800) | 62 | 4.2% | 1.1% |
| Internal-combustion engines... (123) | 58 | 3.9% | 1.3% |
| Drug, bio-affecting and body treating compositions... (424) | 44 | 3% | 0.3% |
| Drug, bio-affecting and body treating compositions... (514) | 32 | 2.1% | 0.1% |
| Surgery: splint, brace, or bandage... (602) | 32 | 2.1% | 1.1% |
| Chairs and seats... (297) | 25 | 1.7% | 0.8% |
| Stock material or miscellaneous articles... (428) | 22 | 1.5% | 0.3% |
| Food or edible material: processes, compositions, ... (426) | 19 | 1.3% | 1% |
| Communications: electrical... (340) | 18 | 1.2% | 0.2% |
| Image analysis... (382) | 18 | 1.2% | 0.1% |

| | | | |
|---|----|------|------|
| Liquid purification or separation... (210) | 18 | 1.2% | 0.4% |
| Multiplex communications... (370) | 18 | 1.2% | 0.1% |
| Land vehicles... (280) | 16 | 1.1% | 0.3% |
| Chemistry of inorganic compounds... (423) | 15 | 1% | 0.6% |
| Communications: radio wave antennas... (343) | 15 | 1% | 0.5% |
| Land vehicles: bodies and tops... (296) | 15 | 1% | 0.4% |
| 192 clutches and power-stop control... (192) | 14 | 0.9% | 2.1% |
| Surgery... (600) | 14 | 0.9% | 0.1% |
| Telecommunications... (455) | 14 | 0.9% | 0.1% |
| Coherent light generators... (372) | 13 | 0.9% | 0.6% |
| Motor vehicles... (180) | 13 | 0.9% | 0.6% |
| Surgery... (606) | 13 | 0.9% | 0.1% |
| Data processing: measuring, calibrating, or testin... (702) | 12 | 0.8% | 0.1% |

Patents (by local inventors) assigned to local companies (top 25 or less):
 NOTE: this company count is likely less than the total company account above because the above count includes local companies with non-local inventors.

| Company Name | Patents |
|---|---------|
| Board of Trustees of Michigan State University | 297 |
| Kellogg Company | 56 |
| Board of Trustees operating Michigan State University | 36 |
| Michigan State University | 27 |
| Dart Container Corporation | 13 |
| Multi Packaging Solutions, Inc. | 9 |
| AI Medical Devices, Inc. | 8 |
| Centurion Medical Products Corporation | 8 |
| Spartan Motors, Inc. | 6 |
| The John Henry Company | 6 |
| Michigan Biotechnology Institute | 5 |
| P.I. Engineering, Inc. | 5 |
| United Steel & Wire Company | 5 |
| Clyde Union Inc. | 4 |
| Air Lift Company | 4 |
| Bioplastic Polymers and Composites, LLC | 4 |
| The Board of Trustees of Michigan State University | 4 |
| The Board of Trustees Operating Michigan State University | 4 |
| The Michigan Biotechnology Institute | 4 |
| EcoSynthetix Ltd. | 3 |
| Working Bugs, LLC | 3 |
| Barros Research Institute | 2 |
| AI Medical Devices, Inc. | 2 |
| 2 Bit, Inc. | 2 |
| Board of Trustees of Michigan State Univeristy | 2 |

Top 25 (or less) local inventors:

| Inventor | Company | Patents |
|-------------------------|--|---------|
| L. John Frederickson | Monsanto Technology LLC | 24 |
| Muraleedharan G. Nair | Board of Trustees of Michigan State University | 17 |
| Todd Rupert Muck | Toyota Motor Engineering & Manufacturing North Ame | 16 |
| Thomas J. Pinnavaia | Board of Trustees of Michigan State University | 14 |
| Daniel G. Morris | Delphi Technologies, Inc. | 13 |
| Amar K. Mohanty | Board of Trustees of Michigan State University | 12 |
| Donald J. Propp | Centurion Medical Products Corporation | 12 |
| Bolleddula Jayaprakasam | Board of Trustees of Michigan State University | 11 |
| John K. Lenneman | GM Global Technology Operations LLC | 11 |
| Marcos Dantus | Board of Trustees of Michigan State University | 11 |
| Milton R. Smith, III | Board of Trustees of Michigan State University | 11 |
| Ramani Narayan | Board of Trustees of Michigan State University | 11 |
| Bruce E. Dale | Board of Trustees of Michigan State University | 10 |

| | | |
|----------------------|--|----|
| Lawrence T. Drzal | Board of Trustees of Michigan State University | 10 |
| Randall L. Cary | Kellogg Company | 10 |
| Aamrapali Chatterjee | GM Global Technology Operations LLC | 9 |
| Donald J. Propp | Tri-State Hospital Supply Corporation | 9 |
| Robert Hickey | Coskata, Inc. | 9 |
| Brian Kelly | Thetford Corporation | 8 |
| Dennis J. Miller | Board of Trustees of Michigan State University | 8 |
| Eric Norige | NetSpeed Systems | 8 |
| James L. Dye | Board of Trustees of Michigan State University | 8 |
| James L. Dye | Signa Chemistry, Inc. | 8 |
| Jetze J. Tepe | Board of Trustees of Michigan State University | 8 |
| John Schwartz | AI Medical Devices, Inc. | 8 |

> LAREDO, TX [29700]

List of 5 included communities:

BRUNI, TX; LAREDO, TX; MIRANDO CITY, TX; OILTON, TX; SAN ANTONIO, TX

Economics:

| Indiv Tax Returns | Cum Indiv Income | Co Tax Returns | Cum Co Income |
|-------------------|------------------|----------------|---------------|
| 120550 | 4642657000 | 2870 | 270391000 |

Entity Counts:

| Org Type | Count |
|------------|-------|
| Company | 270 |
| Foundation | 1 |
| HigherEd | 4 |

270 IP-based companies out of 2870 business tax returns = 9.41% in IP company density.

| Year | Est Population | Inventors | Inv / 1000 | Patents | Local Cos | Art Classes |
|------|----------------|-----------|------------|---------|-----------|-------------|
| 2005 | | 199 | | 159 | 33 | 81 |
| 2006 | | 236 | | 199 | 40 | 89 |
| 2007 | | 229 | | 178 | 43 | 95 |
| 2008 | | 225 | | 156 | 29 | 86 |
| 2009 | | 228 | | 170 | 30 | 90 |
| 2010 | 250304 | 353 | 1.41 | 302 | 41 | 99 |
| 2011 | 255618 | 393 | 1.54 | 361 | 49 | 120 |
| 2012 | 259986 | 495 | 1.9 | 413 | 56 | 104 |
| 2013 | 263772 | 566 | 2.15 | 481 | 52 | 119 |
| 2014 | 266673 | 656 | 2.46 | 540 | 69 | 121 |

| Inventors | Patents |
|--------------|---------|
| Totals: 2225 | 2959 |

Top 25 Art Classes:

| Art Class (code) | Patents | % this metro | % top 250 |
|---|---------|--------------|-----------|
| Data processing: financial, business practice, man... (705) | 275 | 9.3% | 1.2% |
| Telephonic communications... (379) | 134 | 4.5% | 1.8% |
| Surgery... (604) | 108 | 3.6% | 1.2% |
| Drug, bio-affecting and body treating compositions... (514) | 97 | 3.3% | 0.4% |
| Drug, bio-affecting and body treating compositions... (424) | 91 | 3.1% | 0.6% |
| Electrical computers and digital processing system... (709) | 82 | 2.8% | 0.3% |
| Data processing: database and file management or d... (707) | 79 | 2.7% | 0.3% |
| Interactive video distribution systems... (725) | 75 | 2.5% | 1.6% |
| Multiplex communications... (370) | 74 | 2.5% | 0.2% |
| Prosthesis (i.e., artificial body members), parts ... (623) | 64 | 2.2% | 1% |
| Surgery: splint, brace, or bandage... (602) | 64 | 2.2% | 2.3% |
| Surgery... (600) | 56 | 1.9% | 0.5% |
| Internal-combustion engines... (123) | 54 | 1.8% | 1.2% |
| Chemistry: molecular biology and microbiology... (435) | 52 | 1.8% | 0.3% |
| Surgery... (606) | 52 | 1.8% | 0.4% |
| Communications: electrical... (340) | 51 | 1.7% | 0.4% |
| Registers... (235) | 50 | 1.7% | 0.8% |

| | | | |
|---|----|------|------|
| Information security... (726) | 48 | 1.6% | 0.5% |
| Image analysis... (382) | 43 | 1.5% | 0.3% |
| Telecommunications... (455) | 37 | 1.3% | 0.2% |
| Data processing: measuring, calibrating, or testin... (702) | 35 | 1.2% | 0.4% |
| Dispensing... (222) | 32 | 1.1% | 1.5% |
| Electrical computers and digital processing system... (713) | 32 | 1.1% | 0.3% |
| Data processing: vehicles, navigation, and relativ... (701) | 31 | 1% | 0.4% |
| Television... (348) | 29 | 1% | 0.4% |

Patents (by local inventors) assigned to local companies (top 25 or less):
 NOTE: this company count is likely less than the total company account above because the above count includes local companies with non-local inventors.

| Company Name | Patents |
|--|---------|
| United Services Automobile Association (USAA) | 389 |
| Southwest Research Institute | 325 |
| KCI Licensing, Inc. | 176 |
| United Services Automobile Association | 80 |
| Lancer Partnership, Ltd. | 20 |
| Rackspace US, Inc. | 19 |
| BioNumerik Pharmaceuticals, Inc. | 18 |
| Schroeder Industries, Inc. | 16 |
| United States Automobile Association (USAA) | 16 |
| Perftech, Inc. | 13 |
| BioMedical Enterprises, Inc. | 12 |
| Econtrols, Inc. | 12 |
| GlowMan Costumes LLC | 11 |
| Advanced Bio Prosthetic Surfaces, Ltd. | 10 |
| H4 Engineering, Inc. | 9 |
| Lancer Corporation | 9 |
| Lightstick Partners, LLC | 9 |
| Southern Folger Detention Equipment Company, LLC | 9 |
| Injury Sciences LLC | 8 |
| BiO2 Medical, Inc. | 7 |
| Boral Material Technologies Inc. | 7 |
| Lucifer Lighting Company | 7 |
| NatureSweet, Ltd. | 7 |
| OsteoScreen, Inc. | 7 |
| Trinity Laboratories, Inc. | 7 |

Top 25 (or less) local inventors:

| Inventor | Company | Patents |
|----------------------------|---|---------|
| Larry B. Pearson | AT&T Intellectual Property I, L.P. | 45 |
| Reynaldo Medina, III | United Services Automobile Association (USAA) | 38 |
| Bradly Jay Billman | United Services Automobile Association (USAA) | 33 |
| Justin Alexander Long | KCI Licensing, Inc. | 28 |
| Bharat Prasad | United Services Automobile Association (USAA) | 21 |
| Richard Marvin Kazala, Jr. | KCI Licensing, Inc. | 21 |
| Kevin G. Paterson | International Business Machines Corporation | 20 |
| Douglas A. Cornet | KCI Licensing, Inc. | 19 |
| Jean-Pierre Lair | The NORDAM Group, Inc. | 19 |
| Larry D. Swain | KCI Licensing, Inc. | 19 |
| Derald Ray Langham | Sesaco Corporation | 18 |
| Robert Peyton Wilkes | KCI Licensing, Inc. | 18 |
| Michael Raftelis | AT&T Intellectual Property I, L.P. | 17 |
| Yolius Diroo | AT&T Intellectual Property I, L.P. | 17 |
| Hegeon Kwun | Southwest Research Institute | 16 |
| Ronghua Wei | Southwest Research Institute | 16 |
| Harry Kochat | BioNumerik Pharmaceuticals, Inc. | 15 |
| John Chandler Hopkins, III | United Services Automobile Association (USAA) | 15 |

| | | |
|---------------------|---|----|
| Stephen S. Burkhart | Arthrex, Inc. | 14 |
| Bradly J. Billman | United Services Automobile Association (USAA) | 13 |
| Cynthia C. Webb | Southwest Research Institute | 13 |
| Eric Woodson Barta | KCI Licensing, Inc. | 12 |
| Julio C. Palmaz | Advanced Bio Prosthetic Surfaces, Ltd. | 12 |
| Kennon H. Guglielmo | Econtrols, Inc. | 12 |
| Shizuo Sasaki | Southwest Research Institute | 12 |

> LAS CRUCES, NM [29740]

List of 25 included communities:

ANTHONY, NM; BERINO, NM; CANUTILLO, TX; CHAMBERINO, NM; CHAPARRAL, NM; DONA ANA, NM; EL PASO, TX; FAIRACRES, NM; GARFIELD, NM; HATCH, NM; LA MESA, NM; LAS CRUCES, NM; MESILLA PARK, NM; MESILLA, NM; MESQUITE, NM; ORGAN, NM; RADIUM SPRINGS, NM; RINCON, NM; SALEM, NM; SAN MIGUEL, NM; SANTA TERESA, NM; SUNLAND PARK, NM; TRUTH OR CONSEQUENCES, NM; VADO, NM; WHITE SANDS MISSILE RANGE, NM

Economics:

| Indiv Tax Returns | Cum Indiv Income | Co Tax Returns | Cum Co Income |
|-------------------|------------------|----------------|---------------|
| 107410 | 4799342000 | 4040 | 202510000 |

Entity Counts:

| Org Type | Count |
|----------|-------|
| Company | 43 |
| HigherEd | 2 |

43 IP-based companies out of 4040 business tax returns = 1.06% in IP company density.

| Year | Est Population | Inventors | Inv / 1000 | Patents | Local Cos | Art Classes |
|------|----------------|-----------|------------|---------|-----------|-------------|
| 2005 | | 66 | | 71 | 6 | 43 |
| 2006 | | 81 | | 78 | 5 | 45 |
| 2007 | | 76 | | 79 | 9 | 48 |
| 2008 | | 56 | | 50 | 5 | 36 |
| 2009 | | 51 | | 47 | 7 | 37 |
| 2010 | 209233 | 59 | 0.28 | 57 | 7 | 40 |
| 2011 | 212890 | 69 | 0.32 | 53 | 7 | 39 |
| 2012 | 214208 | 81 | 0.38 | 69 | 8 | 55 |
| 2013 | 213697 | 82 | 0.38 | 62 | 7 | 40 |
| 2014 | 213676 | 81 | 0.38 | 69 | 10 | 51 |

| | Inventors | Patents |
|---------|-----------|---------|
| Totals: | 474 | 635 |

Top 25 Art Classes:

| Art Class (code) | Patents | % this metro | % top 250 |
|---|---------|--------------|-----------|
| Radiant energy... (250) | 30 | 4.7% | 0.4% |
| Electricity: measuring and testing... (324) | 20 | 3.1% | 0.3% |
| Chemical apparatus and process disinfecting, deodo... (422) | 18 | 2.8% | 0.4% |
| Electrical connectors... (439) | 15 | 2.4% | 0.2% |
| Communications: electrical... (340) | 14 | 2.2% | 0.1% |
| Data processing: financial, business practice, man... (705) | 14 | 2.2% | 0.1% |
| Electricity: electrical systems and devices... (361) | 14 | 2.2% | 0.2% |
| Drug, bio-affecting and body treating compositions... (514) | 13 | 2% | 0.1% |
| Image analysis... (382) | 13 | 2% | 0.1% |
| Internal-combustion engines... (123) | 13 | 2% | 0.3% |
| Chemistry: molecular biology and microbiology... (435) | 12 | 1.9% | 0.1% |
| Coded data generation or conversion... (341) | 11 | 1.7% | 0.4% |
| Coating implements with material supply... (401) | 11 | 1.7% | 1.2% |
| Aeronautics and astronautics... (244) | 11 | 1.7% | 0.4% |
| Inductor devices... (336) | 11 | 1.7% | 1.2% |

| | | | |
|---|---|------|------|
| Surgery... (600) | 9 | 1.4% | 0.1% |
| Flexible or portable closure, partition, or panel... (160) | 8 | 1.3% | 1.2% |
| Illumination... (362) | 8 | 1.3% | 0.2% |
| Valves and valve actuation... (251) | 8 | 1.3% | 0.8% |
| Data processing: vehicles, navigation, and relativ... (701) | 7 | 1.1% | 0.1% |
| Drug, bio-affecting and body treating compositions... (424) | 7 | 1.1% | 0% |
| Electricity: conductors and insulators... (174) | 7 | 1.1% | 0.2% |
| Fluid handling... (137) | 7 | 1.1% | 0.2% |
| Pulse or digital communications... (375) | 7 | 1.1% | 0.1% |
| Surgery... (128) | 7 | 1.1% | 0.3% |

Patents (by local inventors) assigned to local companies (top 25 or less):
 NOTE: this company count is likely less than the total company account above
 because the above count includes local companies with non-local inventors.

| Company Name | Patents |
|--|---------|
| Arrowhead Center, Inc. | 33 |
| Autotronic Controls Corporation | 7 |
| Sun Systems, Inc. | 7 |
| Axxion Group Corporation | 5 |
| Leucadia 6, LLC | 5 |
| Wind Gear Direct, LLC | 5 |
| X-L Synergy | 4 |
| Data Laboratory, L.L.C. | 3 |
| EyeQuick, LLC | 3 |
| Twist Engine, Inc. | 3 |
| TXL Group, Inc. | 3 |
| Evolved Aircraft Systems, L.L.C. | 2 |
| Extreme Components LP | 2 |
| Helen of Troy L.P. | 2 |
| First Texas Products, LLC | 2 |
| LIMBS International Inc. | 2 |
| Mayan Pigments, Inc. | 2 |
| SolAqua, Inc. | 2 |
| TMC Design Corporation | 2 |
| Malcolm Glen Kertz | 1 |
| Sherwood Engineering Design Services, Inc. | 1 |
| Senda Micro Technologies, Inc. | 1 |
| READYONE INDUSTRIES, INC. | 1 |
| Mexican Technologies Company, Inc. | 1 |
| Metro Corporation | 1 |

Top 25 (or less) local inventors:

| Inventor | Company | Patents |
|------------------------|---|---------|
| Yingjie Lin | Delphi Technologies, Inc. | 22 |
| Gary A. Eiceman | Sionex Corporation | 17 |
| Michael Cafaro | Helen of Troy Limited | 13 |
| Chun Yen Wang | MTN Products, Inc. | 10 |
| Alejandro Moreno | Delphi Technologies, Inc. | 9 |
| Edwin R. Elston | Crown Equipment Corporation | 9 |
| Evgeny Krylov | Sionex Corporation | 9 |
| Anthony F. Herbst | New Market Solutions, LLC | 8 |
| David R. Rounbehler | GENO LLC | 8 |
| Albert A. Skinner | Delphi Technologies, Inc. | 7 |
| Daniel A. Martinez | Delphi Technologies, Inc. | 7 |
| David P. Rounbehler | Geno LLC | 7 |
| Gary A. Eiceman | The Charles Stark Draper Laboratory, Inc. | 7 |
| Kenneth Turos | Sun Systems, Inc. | 7 |
| Philip K. Schneider | Delphi Technologies, Inc. | 7 |
| Albert Anthony Skinner | Delphi Technologies, Inc. | 6 |

| | | |
|-------------------------|--|---|
| Chun Yen Wang | MTN Products, Inc | 6 |
| Oscar C. Miramontes | ZiLOG, Inc. | 6 |
| Andrew Ondo | Allergan, Inc. | 5 |
| Evgeny Krylov | The Charles Stark Draper Laboratory, Inc. | 5 |
| Jack C. Priegel | Wind Gear Direct, LLC | 5 |
| Mark Albert Paul | Delphi Technologies, Inc. | 5 |
| Michael Hicks | Dometic Corporation | 5 |
| Ryan Wicker | Board of Regents, the University of Texas System | 5 |
| Samuel Roland Palfenier | Delphi Technologies, Inc. | 5 |

> LAS VEGAS-PARADISE, NV [29820]

List of 17 included communities:

BLUE DIAMOND, NV; BOULDER CITY, NV; BUNKERVILLE, NV; CAL NEV ARI, NV; HENDERSON, NV; INDIAN SPRINGS, NV; JEAN, NV; LAS VEGAS, NV; LAUGHLIN, NV; LOGANDALE, NV; MESQUITE, NV; MOAPA, NV; NELLIS AFB, NV; NORTH LAS VEGAS, NV; OVERTON, NV; SEARCHLIGHT, NV; THE LAKES, NV

Economics:

| Indiv Tax Returns | Cum Indiv Income | Co Tax Returns | Cum Co Income |
|-------------------|------------------|----------------|---------------|
| 908170 | 52685127000 | 40720 | 1489513000 |

Entity Counts:

| Org Type | Count |
|----------|-------|
| Company | 691 |
| HigherEd | 9 |

691 IP-based companies out of 40720 business tax returns = 1.7% in IP company density.

| Year | Est Population | Inventors | Inv / 1000 | Patents | Local Cos | Art Classes |
|------|----------------|-----------|------------|---------|-----------|-------------|
| 2005 | | 229 | | 222 | 77 | 105 |
| 2006 | | 213 | | 205 | 95 | 94 |
| 2007 | | 236 | | 233 | 102 | 101 |
| 2008 | | 214 | | 228 | 106 | 85 |
| 2009 | | 218 | | 188 | 83 | 84 |
| 2010 | 1951269 | 313 | 0.16 | 307 | 90 | 105 |
| 2011 | 1967159 | 338 | 0.17 | 328 | 130 | 98 |
| 2012 | 1998646 | 447 | 0.22 | 508 | 147 | 115 |
| 2013 | 2029316 | 548 | 0.27 | 582 | 150 | 125 |
| 2014 | 2069681 | 582 | 0.28 | 600 | 161 | 121 |

| Inventors | Patents |
|--------------|---------|
| Totals: 2030 | 3401 |

Top 25 Art Classes:

| Art Class (code) | Patents | % this metro | % top 250 |
|---|---------|--------------|-----------|
| Amusement devices: games... (463) | 1118 | 32.9% | 20.6% |
| Amusement devices: games... (273) | 253 | 7.4% | 18.1% |
| Data processing: financial, business practice, man... (705) | 108 | 3.2% | 0.5% |
| Communications: electrical... (340) | 56 | 1.6% | 0.5% |
| Data processing: database and file management or d... (707) | 51 | 1.5% | 0.2% |
| Illumination... (362) | 44 | 1.3% | 0.9% |
| Telecommunications... (455) | 41 | 1.2% | 0.2% |
| Chemistry: electrical current producing apparatus,... (429) | 40 | 1.2% | 1% |
| Electrical computers and digital processing system... (709) | 38 | 1.1% | 0.1% |
| Information security... (726) | 37 | 1.1% | 0.4% |
| Drug, bio-affecting and body treating compositions... (514) | 36 | 1.1% | 0.2% |
| Electrical computers and digital processing system... (713) | 35 | 1% | 0.3% |
| Exercise devices... (482) | 32 | 0.9% | 1.3% |
| Image analysis... (382) | 32 | 0.9% | 0.2% |
| Registers... (235) | 32 | 0.9% | 0.5% |
| Land vehicles... (280) | 30 | 0.9% | 0.6% |

| | | | |
|---|----|------|------|
| Surgery... (600) | 30 | 0.9% | 0.3% |
| Surgery... (606) | 30 | 0.9% | 0.2% |
| Data processing: generic control systems or specif... (700) | 27 | 0.8% | 0.4% |
| Drug, bio-affecting and body treating compositions... (424) | 27 | 0.8% | 0.2% |
| Electricity: conductors and insulators... (174) | 27 | 0.8% | 0.9% |
| Multiplex communications... (370) | 27 | 0.8% | 0.1% |
| Cryptography... (380) | 24 | 0.7% | 0.9% |
| Data processing: presentation processing of docume... (715) | 21 | 0.6% | 0.2% |
| Electricity: electrical systems and devices... (361) | 20 | 0.6% | 0.2% |

Patents (by local inventors) assigned to local companies (top 25 or less):
 NOTE: this company count is likely less than the total company account above
 because the above count includes local companies with non-local inventors.

| Company Name | Patents |
|--|---------|
| Bally Gaming, Inc. | 262 |
| IGT | 151 |
| Shuffle Master, Inc. | 74 |
| Monster, LLC | 42 |
| Valence Technology, Inc. | 39 |
| Konami Gaming, Inc. | 35 |
| SHFL entertainment, Inc. | 28 |
| Quarkstar LLC | 26 |
| Impact Sports Technologies, Inc. | 25 |
| Rocky Research | 22 |
| Mikohn Gaming Corporation | 19 |
| Bally Gaming International, Inc. | 18 |
| Bigelow Aerospace | 17 |
| JS Products, Inc. | 16 |
| Aristocrat Technologies, Inc. | 15 |
| JCM American Corporation | 15 |
| Patent Investment & Licensing Company | 13 |
| Airdex International, Inc. | 12 |
| Patented Medical Solutions, LLC | 12 |
| Progressive Gaming International Corporation | 12 |
| Sol-Light, LLC | 12 |
| Amerityre | 11 |
| GRAA Innovations, LLC | 11 |
| Acres Gaming Incorporated | 10 |
| Ernest Moody Revocable Trust | 10 |

Top 25 (or less) local inventors:

| Inventor | Company | Patents |
|----------------------------|------------------------------|---------|
| Noel Lee | Monster Cable Products, Inc. | 115 |
| Alfred Thomas | WMS Gaming Inc. | 97 |
| Dwayne R. Nelson | IGT | 66 |
| Robert W. Crowder, Jr. | Bally Gaming, Inc. | 42 |
| Alfred Thomas | WMS Gaming, Inc. | 40 |
| Richard J. Schneider | IGT | 37 |
| Noel Lee | Monster, LLC | 33 |
| Dion K. Aoki | WMS Gaming Inc. | 29 |
| M. Yazid Saidi | Valence Technology, Inc. | 29 |
| Thierry Brunet De Courssou | IGT | 29 |
| Christian E. Gadda | IGT | 26 |
| James H. Jannard | RED.COM, Inc. | 26 |
| Pravinkumar Patel | Bally Gaming, Inc. | 26 |
| Roger M. Snow | Shuffle Master, Inc. | 26 |
| Anthony E. Green | Bally Gaming, Inc. | 25 |
| Dwayne Nelson | IGT | 24 |
| Cara L. Iddings | IGT | 23 |

| | | |
|---------------------|----------------------------------|----|
| Louis Lerman | Quarkstar LLC | 23 |
| Uwe Rockenfeller | Rocky Research | 22 |
| Attila Grauzer | Shuffle Master, Inc. | 21 |
| Richard E. Rowe | IGT | 21 |
| Michael MacVittie | IGT | 20 |
| Cameron A. Filipour | IGT | 19 |
| David B. Schultz | Bally Gaming, Inc. | 19 |
| Donald Brady | Impact Sports Technologies, Inc. | 19 |

> LEXINGTON-FAYETTE, KY [30460]

List of 19 included communities:

CARLISLE, KY; CORINTH, KY; CYNTHIANA, KY; FRANKFORT, KY; GEORGETOWN, KY; KEENE, KY; LEXINGTON, KY; MIDWAY, KY; MILLERSBURG, KY; MOUNT STERLING, KY; NICHOLASVILLE, KY; NORTH MIDDLETOWN, KY; PARIS, KY; SADIEVILLE, KY; SHARPSBURG, KY; STAMPING GROUND, KY; VERSAILLES, KY; WILMORE, KY; WINCHESTER, KY

Economics:

| Indiv Tax Returns | Cum Indiv Income | Co Tax Returns | Cum Co Income |
|-------------------|------------------|----------------|---------------|
| 454980 | 26597077000 | 26730 | 819274000 |

Entity Counts:

| Org Type | Count |
|----------|-------|
| Company | 117 |
| HigherEd | 10 |

117 IP-based companies out of 26730 business tax returns = 0.44% in IP company density.

| Year | Est Population | Inventors | Inv / 1000 | Patents | Local Cos | Art Classes |
|------|----------------|-----------|------------|---------|-----------|-------------|
| 2005 | | 330 | | 171 | 23 | 70 |
| 2006 | | 359 | | 216 | 16 | 77 |
| 2007 | | 400 | | 245 | 15 | 70 |
| 2008 | | 401 | | 246 | 18 | 76 |
| 2009 | | 377 | | 211 | 11 | 78 |
| 2010 | 472099 | 510 | 1.08 | 299 | 28 | 94 |
| 2011 | 478459 | 429 | 0.9 | 254 | 22 | 85 |
| 2012 | 484616 | 466 | 0.96 | 274 | 18 | 94 |
| 2013 | 489324 | 395 | 0.81 | 254 | 23 | 99 |
| 2014 | 494189 | 424 | 0.86 | 307 | 22 | 106 |

| Inventors | Patents |
|--------------|---------|
| Totals: 2143 | 2477 |

Top 25 Art Classes:

| Art Class (code) | Patents | % this metro | % top 250 |
|---|---------|--------------|-----------|
| Incremental printing of symbolic information... (347) | 393 | 15.9% | 11% |
| Electrophotography... (399) | 309 | 12.5% | 16.7% |
| Facsimile and static presentation processing... (358) | 156 | 6.3% | 3.6% |
| Sheet feeding or delivering... (271) | 102 | 4.1% | 13.7% |
| Drug, bio-affecting and body treating compositions... (514) | 77 | 3.1% | 0.3% |
| Chemistry: molecular biology and microbiology... (435) | 72 | 2.9% | 0.4% |
| Drug, bio-affecting and body treating compositions... (424) | 52 | 2.1% | 0.3% |
| Image analysis... (382) | 45 | 1.8% | 0.3% |
| Electrical computers and digital processing system... (709) | 42 | 1.7% | 0.2% |
| Electric lamp and discharge devices: systems... (315) | 35 | 1.4% | 1.4% |
| Multicellular living organisms and unmodified part... (800) | 32 | 1.3% | 0.6% |
| Radiant energy... (250) | 28 | 1.1% | 0.3% |
| Typewriting machines... (400) | 26 | 1% | 6.1% |
| Data processing: presentation processing of docume... (715) | 25 | 1% | 0.3% |
| Registers... (235) | 24 | 1% | 0.4% |
| Radiation imagery chemistry: process, composition,... (430) | 22 | 0.9% | 0.7% |

| | | | |
|---|----|------|------|
| Chemistry: natural resins or derivatives; peptides... (530) | 21 | 0.8% | 0.5% |
| Compositions: coating or plastic... (106) | 19 | 0.8% | 1.4% |
| Surgery... (600) | 19 | 0.8% | 0.2% |
| Data processing: financial, business practice, man... (705) | 18 | 0.7% | 0.1% |
| Optical: systems and elements... (359) | 18 | 0.7% | 0.3% |
| Computer graphics processing and selective visual ... (345) | 16 | 0.6% | 0.1% |
| Electric heating... (219) | 16 | 0.6% | 0.5% |
| Organic compounds -- part of the class 532-570 ser... (536) | 16 | 0.6% | 0.5% |
| Organic compounds -- part of the class 532-570 ser... (546) | 16 | 0.6% | 0.9% |

Patents (by local inventors) assigned to local companies (top 25 or less):
 NOTE: this company count is likely less than the total company account above
 because the above count includes local companies with non-local inventors.

| Company Name | Patents |
|--|---------|
| Lexmark International, Inc. | 1246 |
| University of Kentucky Research Foundation | 204 |
| Delta T Corporation | 34 |
| The University of Kentucky Research Foundation | 28 |
| Lexmark International Inc. | 18 |
| Lexmark International, Inc | 15 |
| Levtech, Inc. | 12 |
| University of Kentucky | 12 |
| Alltech, Inc. | 11 |
| Customkynetics, Inc. | 8 |
| ArthroDynamic Technologies, Animal Health Division, Inc. | 7 |
| E.D. Bullard Company | 6 |
| ALLTranz Inc. | 5 |
| Link-Belt Construction Equipment Co., L.P., LLLP | 5 |
| Mersive Technologies, Inc. | 5 |
| Ashland Licensing and Intellectual Property, LLC (ALIP) | 4 |
| Lexair, Inc. | 4 |
| Lock II, L.L.C. | 4 |
| The Board of Trustees of the University of Kentucky | 4 |
| Audio Authority Corporation | 3 |
| American Board of Family Medicine, Inc. | 3 |
| E. D. Bullard Company | 3 |
| ELAN Home Systems, L.L.C. | 3 |
| Point Six Wireless, LLC | 3 |
| Transposagen Biopharmaceuticals, Inc. | 3 |

Top 25 (or less) local inventors:

| Inventor | Company | Patents |
|----------------------------|-----------------------------|---------|
| Edward Lynn Triplett | Lexmark International, Inc. | 41 |
| Matthew B. Ballenger | Osram Sylvania Inc. | 30 |
| Larry Steven Foster | Lexmark International, Inc. | 27 |
| Michael Craig Leemhuis | Lexmark International, Inc. | 27 |
| William Paul Cook | Lexmark International, Inc. | 26 |
| Yimin Guan | Lexmark International, Inc. | 26 |
| George B. Kendrick | Osram Sylvania Inc. | 24 |
| Frank Edward Anderson | Lexmark International, Inc. | 22 |
| Benjamin Keith Newman | Lexmark International, Inc. | 21 |
| Chengwu Cui | Lexmark International, Inc. | 21 |
| Michael Anthony Marra, III | Lexmark International, Inc. | 21 |
| Gary Neal Hackney | Lexmark International, Inc. | 20 |
| Gregory Alan Cavill | Lexmark International, Inc. | 20 |
| Keith Bryan Hardin | Lexmark International, Inc. | 20 |
| Mahesan Chelvayohan | Lexmark International, Inc. | 20 |
| Matthew Lee Rogers | Lexmark International, Inc. | 20 |
| Kevin Dean Schoedinger | Lexmark International, Inc. | 19 |

| | | |
|--------------------------|-----------------------------|----|
| James Anthony Carter, II | Lexmark International, Inc. | 18 |
| James Richard Leemhuis | Lexmark International, Inc. | 18 |
| Jeffrey Lawrence Tonges | Lexmark International, Inc. | 18 |
| Mark Joseph Edwards | Lexmark International, Inc. | 18 |
| Daniel L. Carter | Lexmark International, Inc. | 17 |
| David Erwin Rennick | Lexmark International, Inc. | 17 |
| Jing X. Sun | Lexmark International, Inc. | 17 |
| Jichang Cao | Lexmark International, Inc. | 16 |

> LINCOLN, NE [30700]

List of 38 included communities:

ADAMS, NE; ASHLAND, NE; BEAVER CROSSING, NE; BEE, NE; BENNET, NE; CERESCO, NE; CORDOVA, NE; CRETE, NE; DAVEY, NE; DENTON, NE; DORCHESTER, NE; EAGLE, NE; FIRTH, NE; FRIEND, NE; GARLAND, NE; GOEHNER, NE; GREENWOOD, NE; GRESHAM, NE; HALLAM, NE; HICKMAN, NE; LINCOLN, NE; MALCOLM, NE; MARTELL, NE; MILFORD, NE; PANAMA, NE; PLEASANT DALE, NE; RAYMOND, NE; ROCA, NE; SEWARD, NE; SPRAGUE, NE; STAPLEHURST, NE; ULYSSES, NE; UTICA, NE; VALPARAISO, NE; WACO, NE; WALTON, NE; WAVERLY, NE; WILBER, NE

Economics:

| Indiv Tax Returns | Cum Indiv Income | Co Tax Returns | Cum Co Income |
|-------------------|------------------|----------------|---------------|
| 160430 | 9669579000 | 11400 | 242670000 |

Entity Counts:

| Org Type | Count |
|----------|-------|
| Company | 60 |
| HigherEd | 17 |

60 IP-based companies out of 11400 business tax returns = 0.53% in IP company density.

| Year | Est Population | Inventors | Inv / 1000 | Patents | Local Cos | Art Classes |
|------|----------------|-----------|------------|---------|-----------|-------------|
| 2005 | | 87 | | 61 | 9 | 40 |
| 2006 | | 90 | | 72 | 14 | 38 |
| 2007 | | 73 | | 75 | 11 | 35 |
| 2008 | | 83 | | 63 | 10 | 35 |
| 2009 | | 89 | | 61 | 15 | 29 |
| 2010 | 302157 | 87 | 0.29 | 76 | 11 | 36 |
| 2011 | 306673 | 106 | 0.35 | 66 | 12 | 41 |
| 2012 | 310434 | 132 | 0.43 | 101 | 13 | 47 |
| 2013 | 314349 | 132 | 0.42 | 110 | 12 | 41 |
| 2014 | 318945 | 135 | 0.42 | 112 | 14 | 58 |

| Inventors | Patents |
|-------------|---------|
| Totals: 585 | 797 |

Top 25 Art Classes:

| Art Class (code) | Patents | % this metro | % top 250 |
|---|---------|--------------|-----------|
| Optics: measuring and testing... (356) | 141 | 17.7% | 2.1% |
| Multicellular living organisms and unmodified part... (800) | 58 | 7.3% | 1% |
| Chemistry: molecular biology and microbiology... (435) | 49 | 6.1% | 0.3% |
| Drug, bio-affecting and body treating compositions... (424) | 27 | 3.4% | 0.2% |
| Land vehicles... (280) | 24 | 3% | 0.4% |
| Land vehicles: bodies and tops... (296) | 24 | 3% | 0.6% |
| Drug, bio-affecting and body treating compositions... (514) | 20 | 2.5% | 0.1% |
| Communications: radio wave antennas... (343) | 17 | 2.1% | 0.6% |
| Motor vehicles... (180) | 17 | 2.1% | 0.8% |
| Data processing: financial, business practice, man... (705) | 16 | 2% | 0.1% |
| Radiant energy... (250) | 15 | 1.9% | 0.2% |
| Endless belt power transmission systems or compone... (474) | 13 | 1.6% | 4.3% |
| Liquid purification or separation... (210) | 12 | 1.5% | 0.2% |
| Communications: electrical... (340) | 9 | 1.1% | 0.1% |

| | | | |
|---|---|------|------|
| Electricity: motive power systems... (318) | 9 | 1.1% | 0.5% |
| Harvesters... (56) | 9 | 1.1% | 0.6% |
| Organic compounds -- part of the class 532-570 ser... (536) | 9 | 1.1% | 0.3% |
| Surgery... (606) | 9 | 1.1% | 0.1% |
| Synthetic resins or natural rubbers -- part of the... (525) | 9 | 1.1% | 0.3% |
| Data processing: measuring, calibrating, or testin... (702) | 8 | 1% | 0.1% |
| Fluid handling... (137) | 8 | 1% | 0.3% |
| Optical: systems and elements... (359) | 8 | 1% | 0.1% |
| Chemistry: natural resins or derivatives; peptides... (530) | 7 | 0.9% | 0.2% |
| Electricity: electrical systems and devices... (361) | 7 | 0.9% | 0.1% |
| Food or edible material: processes, compositions, ... (426) | 7 | 0.9% | 0.4% |

Patents (by local inventors) assigned to local companies (top 25 or less):
 NOTE: this company count is likely less than the total company account above
 because the above count includes local companies with non-local inventors.

| Company Name | Patents |
|--|---------|
| J.A. Woollam Co., Inc. | 82 |
| Board of Regents of the University of Nebraska | 48 |
| LI-COR, Inc. | 43 |
| Nutech Ventures | 22 |
| J.A. Woollam Co., INC | 17 |
| Centurion Wireless Technologies, Inc. | 15 |
| Snyder Industries, Inc. | 14 |
| The Board of Regents of the University of Nebraska | 14 |
| Board of Regents of University of Nebraska | 11 |
| J. A. Woollam Co., Inc. | 8 |
| Teledyne Isco, Inc. | 8 |
| Data Security, Inc. | 7 |
| J.A. Woollam Co. Inc. | 5 |
| Eley Corporation | 4 |
| Restoragen, Inc. | 4 |
| HVLP02, LLC | 3 |
| J.A. Wollam Co., Inc. | 3 |
| Kamterter Products, LLC | 3 |
| Nanonation Incorporated | 3 |
| Nature Technology Corporation | 3 |
| University of Nebraska Board of Regents | 3 |
| Goldfinch Solutions, LLC | 2 |
| Kamterter II, L.L.C. | 2 |
| Lester Electrical of Nebraska, Inc. | 2 |
| Lincoln Composites, Inc. | 2 |

Top 25 (or less) local inventors:

| Inventor | Company | Patents |
|---------------------|---|---------|
| Martin M. Liphardt | J.A. Woollam Co., Inc. | 56 |
| Blaine D. Johs | J.A. Woollam Co., Inc. | 37 |
| Ping He | J.A. Woollam Co., Inc. | 30 |
| Craig M. Herzinger | J.A. Woollam Co., Inc. | 25 |
| John A. Woollam | J.A. Woollam Co., Inc. | 24 |
| Galen L. Pfeiffer | J.A. Woollam Co., Inc. | 18 |
| Tyler Furman | Kawasaki Jukogyo Kabushiki Kaisha | 14 |
| David Merchant | Automatic Equipment Manufacturing Company | 13 |
| Steven E. Green | J.A. Woollam Co., Inc. | 13 |
| Hidetoshi Kaku | Kawasaki Jukogyo Kabushiki Kaisha | 12 |
| John G. K. Williams | Pacific Biosciences of California, Inc. | 12 |
| Thomas E. Tiwald | J.A. Woollam Co., Inc. | 12 |
| Ahmed Bouzid | Li-Cor, Inc. | 10 |
| Jeffrey S. Hale | J.A. Woollam Co., Inc. | 10 |
| Martin M. Liphardt | J.A. Woollam Co., INC | 10 |

| | | |
|---------------------|--|----|
| Robert A. Wood | DG Manufacturing, LLC | 10 |
| Blaine D. Johs | J.A. Woollam Co., INC | 9 |
| Craig M. Herzinger | J.A. Woollam Co., INC | 9 |
| Daniel R. Draney | Li-Cor, Inc. | 9 |
| John A. Woollam | J.A. Woollam Co., INC | 9 |
| Shane M. Farritor | Board of Regents of the University of Nebraska | 8 |
| Yoshinori Tsumiyama | Kawasaki Jukogyo Kabushiki Kaisha | 8 |
| Darrell A. Oltman | Snyder Industries, Inc. | 7 |
| Kazumasa Hisada | Kawasaki Jukogyo Kabushiki Kaisha | 7 |
| Martin M. Liphardt | J. A. Woollam Co., Inc. | 7 |

> LITTLE ROCK-NORTH LITTLE ROCK-CONWAY, AR [30780]

List of 63 included communities:

ADONA, AR; ALEXANDER, AR; AUSTIN, AR; BAUXITE, AR; BENTON, AR; BIGELOW, AR; BRYANT, AR; CABOT, AR; CARLISLE, AR; CASA, AR; COLLEGE STATION, AR; CONWAY, AR; COY, AR; DAMASCUS, AR; EL PASO, AR; ENGLAND, AR; ENOLA, AR; GRAPEVINE, AR; GREENBRIER, AR; GUY, AR; HENSLEY, AR; HOT SPRINGS NATIONAL PARK, AR; HOT SPRINGS VILLAGE, AR; HOUSTON, AR; HUMNOKE, AR; JACKSONVILLE, AR; JEFFERSON, AR; KEO, AR; LEOLA, AR; LITTLE ROCK AIR FORCE BASE, AR; LITTLE ROCK, AR; LONOKE, AR; LONSDALE, AR; MABELVALE, AR; MALVERN, AR; MAUMELLE, AR; MAYFLOWER, AR; MORRILTON, AR; MOUNT VERNON, AR; NORTH LITTLE ROCK, AR; OLA, AR; PARON, AR; PERRY, AR; PERRYVILLE, AR; PINE BLUFF, AR; PLAINVIEW, AR; POYEN, AR; PRATTSVILLE, AR; QUITMAN, AR; REDFIELD, AR; ROLAND, AR; SCOTT, AR; SHERIDAN, AR; SHERWOOD, AR; STUTTGART, AR; SWEET HOME, AR; TRASKWOOD, AR; VILONIA, AR; WARD, AR; WHITE HALL, AR; WOODSON, AR; WOOSTER, AR; WRIGHTSVILLE, AR

Economics:

| Indiv Tax Returns | Cum Indiv Income | Co Tax Returns | Cum Co Income |
|-------------------|------------------|----------------|---------------|
| 524690 | 28228396000 | 26380 | 764843000 |

Entity Counts:

| Org Type | Count |
|----------|-------|
| Company | 79 |
| HigherEd | 22 |

79 IP-based companies out of 26380 business tax returns = 0.3% in IP company density.

| Year | Est Population | Inventors | Inv / 1000 | Patents | Local Cos | Art Classes |
|------|----------------|-----------|------------|---------|-----------|-------------|
| 2005 | | 78 | | 60 | 5 | 39 |
| 2006 | | 80 | | 62 | 11 | 37 |
| 2007 | | 67 | | 50 | 5 | 34 |
| 2008 | | 69 | | 43 | 7 | 31 |
| 2009 | | 68 | | 42 | 6 | 29 |
| 2010 | 699757 | 108 | 0.15 | 73 | 9 | 40 |
| 2011 | 710759 | 102 | 0.14 | 71 | 10 | 43 |
| 2012 | 717703 | 103 | 0.14 | 78 | 12 | 47 |
| 2013 | 724335 | 89 | 0.12 | 82 | 14 | 48 |
| 2014 | 729135 | 119 | 0.16 | 99 | 11 | 46 |

| Inventors | Patents |
|-------------|---------|
| Totals: 583 | 660 |

Top 25 Art Classes:

| Art Class (code) | Patents | % this metro | % top 250 |
|---|---------|--------------|-----------|
| Chemistry: molecular biology and microbiology... (435) | 56 | 8.5% | 0.3% |
| Multicellular living organisms and unmodified part... (800) | 45 | 6.8% | 0.8% |
| Drug, bio-affecting and body treating compositions... (424) | 43 | 6.5% | 0.3% |
| Electrical connectors... (439) | 39 | 5.9% | 0.6% |
| Drug, bio-affecting and body treating compositions... (514) | 34 | 5.2% | 0.2% |
| Data processing: measuring, calibrating, or testin... (702) | 21 | 3.2% | 0.2% |
| Chemistry: natural resins or derivatives; peptides... (530) | 20 | 3% | 0.4% |
| Modulators... (332) | 16 | 2.4% | 3.6% |
| Data processing: financial, business practice, man... (705) | 15 | 2.3% | 0.1% |
| Electrical computers and digital processing system... (709) | 11 | 1.7% | 0% |

| | | | |
|---|----|------|------|
| Surgery... (606) | 10 | 1.5% | 0.1% |
| Optics: measuring and testing... (356) | 8 | 1.2% | 0.1% |
| Communications: electrical... (340) | 7 | 1.1% | 0.1% |
| Image analysis... (382) | 7 | 1.1% | 0.1% |
| Registers... (235) | 7 | 1.1% | 0.1% |
| Surgery... (600) | 7 | 1.1% | 0.1% |
| Electric heating... (219) | 6 | 0.9% | 0.2% |
| Electricity: conductors and insulators... (174) | 6 | 0.9% | 0.2% |
| Land vehicles: bodies and tops... (296) | 6 | 0.9% | 0.1% |
| Prosthesis (i.e., artificial body members), parts ... (623) | 6 | 0.9% | 0.1% |
| Surgery... (128) | 6 | 0.9% | 0.2% |
| Ammunition and explosives... (102) | 5 | 0.8% | 0.5% |
| Coating processes... (427) | 5 | 0.8% | 0.1% |
| Data processing: vehicles, navigation, and relativ... (701) | 5 | 0.8% | 0.1% |
| Telecommunications... (455) | 5 | 0.8% | 0% |

Patents (by local inventors) assigned to local companies (top 25 or less):
 NOTE: this company count is likely less than the total company account above because the above count includes local companies with non-local inventors.

| Company Name | Patents |
|--|---------|
| Board of Trustees of the University of Arkansas | 73 |
| The Board of Trustees of the University of Arkansas | 54 |
| PerfectVision Manufacturing, Inc. | 17 |
| Jason International, Inc. | 11 |
| Cat Claws, Inc. | 10 |
| The University of Arkansas For Medical Sciences | 10 |
| DS Engineering, LLC | 9 |
| Board of Trustees of The University of Arkansas, N.A. | 7 |
| DAC Technologies Group International, Inc. | 7 |
| Rineco Chemical Industries, Inc. | 5 |
| The Board of Trustees of the University of Arkansas System | 5 |
| University of Arkansas | 5 |
| Central Moloney, Inc. | 4 |
| Electronic Imaging Services, Inc. | 4 |
| ALLTEL Communications, Inc. | 3 |
| DataPath, Inc. | 3 |
| Grace Capital Partners, LLC | 3 |
| Aristotle.Net, Inc. | 2 |
| Banded Mallard Co. | 2 |
| Arkansas Reclamation Company, LLC | 2 |
| DAC Technologies Group International, Inc | 2 |
| Essick Air Products | 2 |
| Fragramatics Manufacturing Co., Inc. | 2 |
| Lomanco, Inc. | 2 |
| Pitonyak Machinery Corporation | 2 |

Top 25 (or less) local inventors:

| Inventor | Company | Patents |
|-----------------------|---|---------|
| Floyd Hancock | Monsanto Technology LLC | 19 |
| Brian Keith Lloyd | Molex Incorporated | 17 |
| Steven W. Rogers | Snap-On Incorporated | 13 |
| Bruce Reed | Molex Incorporated | 12 |
| Alexandru S. Biris | Board of Trustees of the University of Arkansas | 11 |
| Glen David Shaw | PerfectVision Manufacturing, Inc. | 11 |
| James H. Buie, II | DAC Technologies Group International, Inc. | 11 |
| Jeffrey L. Cunningham | Jason International, Inc. | 11 |
| Rodney Scherm | Monsanto Technology LLC | 11 |
| Timothy J. O'Brien | Board of Trustees of The University of Arkansas | 11 |
| Glen David Shaw | DS Engineering, LLC | 10 |

| | | |
|-------------------------|--|----|
| Jill Seliskar | Cat Claws, Inc. | 10 |
| Timothy J. O'Brien | The Board of Trustees of the University of Arkansa | 10 |
| Kristie Hamilton | Cat Claws, Inc. | 9 |
| John D. Shaughnessy | Board of Trustees of the University of Arkansas | 8 |
| Remo C. Jacuzzi | Jason International, Inc. | 8 |
| Bart Barlogie | Board of Trustees of the University of Arkansas | 7 |
| Dan Peacock | Cat Claws, Inc. | 7 |
| Karen A. K. Moldenhauer | Board of Trustees of The University of Arkansas, N | 7 |
| Robert J. Chastain | PerfectVision Manufacturing, Inc. | 7 |
| Tito Viswanathan | Board of Trustees of the University of Arkansas | 7 |
| Dustin Williams | Microsoft Corporation | 6 |
| Eric Jackson | Jason International, Inc. | 6 |
| George M. Gill | Snap-On Incorporated | 6 |
| Lowell J. Underwood | The Board of Trustees of the University of Arkansa | 6 |

> LONGVIEW, TX [30980]

List of 33 included communities:

BIG SANDY, TX; CUSHING, TX; DIANA, TX; EASTON, TX; GARRISON, TX; GILMER, TX; GLADEWATER, TX; HAWKINS, TX; HENDERSON, TX; JEFFERSON, TX; JOINERVILLE, TX; JONESVILLE, TX; JUDSON, TX; KILGORE, TX; LAIRD HILL, TX; LANEVILLE, TX; LEESBURG, TX; LONG BRANCH, TX; LONGVIEW, TX; MINDEN, TX; MOUNT ENTERPRISE, TX; NEW LONDON, TX; ORE CITY, TX; OVERTON, TX; PITTSBURG, TX; PRICE, TX; REKLAW, TX; SELMAN CITY, TX; TATUM, TX; TIMPSON, TX; TROUP, TX; WHITE OAK, TX; WINNSBORO, TX

Economics:

| Indiv Tax Returns | Cum Indiv Income | Co Tax Returns | Cum Co Income |
|-------------------|------------------|----------------|---------------|
| 169490 | 9175338000 | 6970 | 354861000 |

Entity Counts:

| Org Type | Count |
|----------|-------|
| Company | 41 |

41 IP-based companies out of 6970 business tax returns = 0.59% in IP company density.

| Year | Est Population | Inventors | Inv / 1000 | Patents | Local Cos | Art Classes |
|------|----------------|-----------|------------|---------|-----------|-------------|
| 2005 | | 26 | | 19 | 5 | 16 |
| 2006 | | 23 | | 18 | 2 | 13 |
| 2007 | | 27 | | 20 | 3 | 18 |
| 2008 | | 32 | | 26 | 3 | 21 |
| 2009 | | 20 | | 16 | 4 | 8 |
| 2010 | 214369 | 32 | 0.15 | 29 | 12 | 18 |
| 2011 | 215968 | 33 | 0.15 | 41 | 12 | 18 |
| 2012 | 218591 | 28 | 0.13 | 33 | 8 | 20 |
| 2013 | 216957 | 40 | 0.18 | 36 | 12 | 26 |
| 2014 | 217481 | 50 | 0.23 | 46 | 5 | 33 |

| | Inventors | Patents |
|---------|-----------|---------|
| Totals: | 207 | 284 |

Top 25 Art Classes:

| Art Class (code) | Patents | % this metro | % top 250 |
|---|---------|--------------|-----------|
| Wells... (166) | 52 | 18.3% | 0.9% |
| Organic compounds -- part of the class 532-570 ser... (568) | 23 | 8.1% | 2.2% |
| Liquid purification or separation... (210) | 11 | 3.9% | 0.2% |
| Surgery... (606) | 10 | 3.5% | 0.1% |
| Synthetic resins or natural rubbers -- part of the... (528) | 10 | 3.5% | 0.5% |
| Synthetic resins or natural rubbers -- part of the... (526) | 8 | 2.8% | 0.4% |
| Chemical apparatus and process disinfecting, deodo... (422) | 7 | 2.5% | 0.2% |
| Land vehicles... (280) | 7 | 2.5% | 0.1% |
| Data processing: vehicles, navigation, and relativ... (701) | 5 | 1.8% | 0.1% |
| Chemistry of inorganic compounds... (423) | 4 | 1.4% | 0.2% |
| Boring or penetrating the earth... (175) | 4 | 1.4% | 0.2% |
| Animal husbandry... (119) | 4 | 1.4% | 0.2% |
| Measuring and testing... (73) | 4 | 1.4% | 0.2% |
| Synthetic resins or natural rubbers -- part of the... (525) | 4 | 1.4% | 0.1% |
| Telephonic communications... (379) | 4 | 1.4% | 0.1% |

| | | | |
|---|---|------|------|
| Communications: radio wave antennas... (343) | 3 | 1.1% | 0.1% |
| Fire extinguishers... (169) | 3 | 1.1% | 0.8% |
| Fluid handling... (137) | 3 | 1.1% | 0.1% |
| Handling: hand and hoist-line implements... (294) | 3 | 1.1% | 0.2% |
| Organic compounds -- part of the class 532-570 ser... (549) | 3 | 1.1% | 0.4% |
| Plant husbandry... (47) | 3 | 1.1% | 0.4% |
| Plastic and nonmetallic article shaping or treatin... (264) | 3 | 1.1% | 0.1% |
| Pumps... (417) | 3 | 1.1% | 0.2% |
| Supports... (248) | 3 | 1.1% | 0.1% |
| Surgery... (128) | 3 | 1.1% | 0.1% |

Patents (by local inventors) assigned to local companies (top 25 or less):
 NOTE: this company count is likely less than the total company account above
 because the above count includes local companies with non-local inventors.

| Company Name | Patents |
|---|---------|
| Rick Meritt Investments, Ltd. | 18 |
| Stemco LP | 7 |
| Network Enhanced Telecom, LLP | 3 |
| Motor Trike, Inc. | 3 |
| Mass Technology Corporation | 3 |
| Sierra Dust Control, LLC | 3 |
| Wilcole, Inc. | 2 |
| Triple C Rig Welding, LLC | 1 |
| Thoroughbred Motorsports, Inc. | 1 |
| THERMO PRO MANUFACTURING, LLC | 1 |
| Stemco LLC | 1 |
| Star Co. | 1 |
| Rick Meritt Investment, Ltd. | 1 |
| Scott Environmental Services, Inc. | 1 |
| Scott Environmental Services | 1 |
| RW Capillary Tubing Accessories, L.L.C. | 1 |
| Ma-Tex Wire Rope Co., Inc. | 1 |
| LeTourneau, Inc. | 1 |
| General Oil Tools, LP | 1 |
| Capacity of Texas, Inc. | 1 |
| Accurate Tool, Inc. | 1 |
| A.R.M.S Building & Maintenance, Inc. | 1 |

Top 25 (or less) local inventors:

| Inventor | Company | Patents |
|-------------------------------|---------------------------------|---------|
| Rick Meritt | Rick Meritt Investments, Ltd. | 18 |
| Thomas Allen Puckette | Eastman Chemical Company | 11 |
| Jeffrey L. Bolding | BJ Services Company, U.S.A. | 10 |
| Alan George Wonders | Grupo Petrottemex, S.A. de C.V. | 8 |
| Markley Dean Johnson | LJC Technologies, LLC | 8 |
| Raymond Ford Johnson | LJC Technologies, LLC | 8 |
| David Randolph Smith | BJ Services Company, U.S.A. | 6 |
| Alan George Wonders | Eastman Chemical Company | 5 |
| Jeffrey L. Bolding | Baker Hughes Incorporated | 5 |
| Jerome Leonard Stavinoha, Jr. | Eastman Chemical Company | 5 |
| Kazuto Otsuba | LJC Technologies, LLC | 5 |
| Bryan V. Butler | Weatherford/Lamb, Inc. | 4 |
| Damon Ray Billodeaux | Eastman Chemical Company | 4 |
| Doyle W. Rodgers | Stream-Flo Industries Ltd. | 4 |
| Ginette Struck Tolleson | Eastman Chemical Company | 4 |
| John R. Edens | Trane International Inc. | 4 |
| Kenneth Alan Dooley | Westlake Longview Corp. | 4 |
| Kenneth Alan Dooley | Westlake Longview Corporation | 4 |
| Thomas James Devon | Eastman Chemical Company | 4 |

| | | |
|----------------------|-------------------------------|---|
| Bailey James Salmon | Westlake Longview Corporation | 3 |
| Daniel Trejo Jimenez | Stemco LP | 3 |
| Jimmy Wolford | Mass Technology Corporation | 3 |
| Kevin B. Mercer | Trane International Inc. | 3 |
| Kim R. Smith | Sierra Dust Control, LLC | 3 |
| Larry Allen Noble | Westlake Longview Corporation | 3 |

> LOUISVILLE/JEFFERSON COUNTY, KY-IN [31140]

List of 110 included communities:

BAGDAD, KY; BARDSTOWN, KY; BATTLETOWN, KY; BEDFORD, KY; BETHLEHEM, IN; BETHLEHEM, KY; BLOOMFIELD, KY; BORDEN, IN; BOSTON, KY; BRADFORD, IN; BRANDENBURG, KY; BROOKS, KY; BUCKNER, KY; CAMPBELLSBURG, IN; CAMPBELLSBURG, KY; CARROLLTON, KY; CENTRAL, IN; CHAPLIN, KY; CHARLESTOWN, IN; CLARKSVILLE, IN; CLERMONT, KY; CORYDON, IN; COXS CREEK, KY; CRANDALL, IN; CRESTWOOD, KY; DEPAUW, IN; EASTWOOD, KY; EKRON, KY; ELIZABETH, IN; EMINENCE, KY; FAIRDALE, KY; FAIRFIELD, KY; FINCHVILLE, KY; FISHERVILLE, KY; FLOYDS KNOBS, IN; FORT KNOX, KY; FRANKFORT, KY; FREDERICKSBURG, IN; GEORGETOWN, IN; GLENVIEW, KY; GOSHEN, KY; GREENVILLE, IN; GUSTON, KY; HANOVER, IN; HARDINSBURG, IN; HARRODS CREEK, KY; HENRYVILLE, IN; HILLVIEW, KY; IRVINGTON, KY; JEFFERSONVILLE, IN; LA GRANGE, KY; LACONIA, IN; LANESVILLE, IN; LEAVENWORTH, IN; LEBANON JUNCTION, KY; LEXINGTON, IN; LITTLE YORK, IN; LOCKPORT, KY; LORETTO, KY; LOUISVILLE, KY; MARYSVILLE, IN; MASONIC HOME, KY; MAUCKPORT, IN; MEMPHIS, IN; MILLTOWN, IN; MILTON, KY; MOUNT EDEN, KY; MOUNT SAINT FRANCIS, IN; MOUNT WASHINGTON, KY; MULDRAGH, KY; NABB, IN; NAZARETH, KY; NEW ALBANY, IN; NEW CASTLE, KY; NEW HAVEN, KY; NEW HOPE, KY; NEW MIDDLETOWN, IN; NEW SALISBURY, IN; NEW WASHINGTON, IN; ORLEANS, IN; OTISCO, IN; PALMYRA, IN; PAYNEVILLE, KY; PEKIN, IN; PENDLETON, KY; PEWEE VALLEY, KY; PLEASUREVILLE, KY; PORT ROYAL, KY; PROSPECT, KY; RAMSEY, IN; RHODELIA, KY; SALEM, IN; SCOTTSBURG, IN; SELLERSBURG, IN; SHELBYVILLE, KY; SHEPHERDSVILLE, KY; SIMPSONVILLE, KY; SMITHFIELD, KY; SPRINGFIELD, KY; SULPHUR, KY; TAYLORSVILLE, KY; TURNERS STATION, KY; UNDERWOOD, IN; UNION STAR, KY; VALLONIA, IN; VINE GROVE, KY; WADDY, KY; WEBSTER, KY; WEST POINT, KY; WESTPORT, KY

Economics:

| Indiv Tax Returns | Cum Indiv Income | Co Tax Returns | Cum Co Income |
|-------------------|------------------|----------------|---------------|
| 970690 | 56782155000 | 53960 | 1612213000 |

Entity Counts:

| Org Type | Count |
|------------|-------|
| Company | 227 |
| Foundation | 1 |
| HigherEd | 5 |

227 IP-based companies out of 53960 business tax returns = 0.42% in IP company density.

| Year | Est Population | Inventors | Inv / 1000 | Patents | Local Cos | Art Classes |
|------|----------------|-----------|------------|---------|-----------|-------------|
| 2005 | | 203 | | 162 | 29 | 91 |
| 2006 | | 226 | | 165 | 39 | 97 |
| 2007 | | 208 | | 163 | 26 | 93 |
| 2008 | | 210 | | 146 | 29 | 91 |
| 2009 | | 203 | | 148 | 24 | 79 |
| 2010 | 1235708 | 356 | 0.29 | 217 | 37 | 108 |
| 2011 | 1244938 | 319 | 0.26 | 205 | 40 | 109 |
| 2012 | 1251870 | 405 | 0.32 | 246 | 45 | 114 |
| 2013 | 1262244 | 434 | 0.34 | 302 | 55 | 131 |
| 2014 | 1269702 | 513 | 0.4 | 352 | 49 | 125 |

| Inventors | Patents |
|--------------|---------|
| Totals: 2033 | 2106 |

Top 25 Art Classes:

| Art Class (code) | Patents | % this metro | % top 250 |
|---|---------|--------------|-----------|
| Prosthesis (i.e., artificial body members), parts ... (623) | 85 | 4% | 1.4% |

| | | | |
|---|----|------|-------|
| Data processing: financial, business practice, man... (705) | 55 | 2.6% | 0.2% |
| Electric heating... (219) | 55 | 2.6% | 1.7% |
| Data processing: generic control systems or specif... (700) | 51 | 2.4% | 0.8% |
| Surgery... (606) | 47 | 2.2% | 0.4% |
| Supports: cabinet structure... (312) | 43 | 2% | 6.3% |
| Chemistry: molecular biology and microbiology... (435) | 42 | 2% | 0.2% |
| Drug, bio-affecting and body treating compositions... (424) | 37 | 1.8% | 0.2% |
| Incremental printing of symbolic information... (347) | 37 | 1.8% | 1% |
| Surgery... (600) | 36 | 1.7% | 0.3% |
| Communications: electrical... (340) | 35 | 1.7% | 0.3% |
| Cleaning and liquid contact with solids... (134) | 34 | 1.6% | 2% |
| Stoves and furnaces... (126) | 34 | 1.6% | 5% |
| Textiles: fluid treating apparatus... (68) | 31 | 1.5% | 21.7% |
| Drug, bio-affecting and body treating compositions... (514) | 30 | 1.4% | 0.1% |
| Catalyst, solid sorbent, or support therefor: prod... (502) | 27 | 1.3% | 1.6% |
| Liquid purification or separation... (210) | 27 | 1.3% | 0.6% |
| Electricity: electrical systems and devices... (361) | 26 | 1.2% | 0.3% |
| Electrophotography... (399) | 24 | 1.1% | 1.3% |
| Electrical connectors... (439) | 23 | 1.1% | 0.3% |
| Image analysis... (382) | 23 | 1.1% | 0.2% |
| Refrigeration... (62) | 21 | 1% | 2.8% |
| Data processing: vehicles, navigation, and relativ... (701) | 20 | 0.9% | 0.2% |
| Surgery... (604) | 20 | 0.9% | 0.2% |
| Chemistry of inorganic compounds... (423) | 19 | 0.9% | 0.8% |

Patents (by local inventors) assigned to local companies (top 25 or less):
 NOTE: this company count is likely less than the total company account above
 because the above count includes local companies with non-local inventors.

| Company Name | Patents |
|--|---------|
| University of Louisville Research Foundation, Inc. | 107 |
| Sud-Chemie Inc. | 35 |
| Hillerich & Bradsby Co. | 32 |
| Samtec, Inc. | 31 |
| Humana Inc. | 26 |
| Lantech.com, LLC | 26 |
| Q2100, Inc. | 21 |
| AAF-McQuay Inc. | 19 |
| Extundo Incorporated | 15 |
| KFC Corporation | 14 |
| Clarcor Air Filtration Products, Inc. | 11 |
| General Equipment and Manufacturing Company, Inc. | 11 |
| Grindmaster Corporation | 11 |
| Caldwell Tanks, Inc. | 9 |
| University of Louisville Research Foundation | 8 |
| Cardinal Spine, LLC | 7 |
| Clariant Corporation | 7 |
| Genscape Intangible Holding, Inc. | 7 |
| Brinly-Hardy Company | 6 |
| B & B Metals, Inc. | 6 |
| Sypris Technologies, Inc. | 6 |
| TubeMaster, Inc. | 6 |
| Zoeller Pump Company, LLC | 6 |
| Aptis Medical, LLC | 5 |
| IGIP, LLC | 5 |

Top 25 (or less) local inventors:

| Inventor | Company | Patents |
|-------------------|--------------------------|---------|
| James M. Kleinert | Hillerich & Bradsby Co. | 29 |
| John K. Besore | General Electric Company | 27 |

| | | |
|-----------------------------|--------------------------|----|
| Paul Bryan Cadima | General Electric Company | 25 |
| Natarajan Venkatakrisnan | General Electric Company | 22 |
| Ronald Scott Tarr | General Electric Company | 22 |
| Patrick R. Lancaster, III | Lantech.com, LLC | 21 |
| Eric K. Watson | General Electric Company | 20 |
| Jeff Donald Drake | General Electric Company | 20 |
| Michael F. Finch | General Electric Company | 19 |
| Jerrod Aaron Kappler | General Electric Company | 18 |
| John Kenneth Hooker | General Electric Company | 18 |
| Alan Joseph Mitchell | General Electric Company | 17 |
| Galen R. Powers | Q2100, Inc. | 16 |
| John T. Foreman | Q2100, Inc. | 16 |
| Alexander Pinkus Rafalovich | General Electric Company | 15 |
| Matthew C. Lattis | Q2100, Inc. | 15 |
| Matthew William Davis | General Electric Company | 15 |
| Timothy Dale Worthington | General Electric Company | 15 |
| Clifford L. Johns | Extundo Incorporated | 14 |
| Jay Andrew Broniak | General Electric Company | 14 |
| Jonathan D. Nelson | General Electric Company | 13 |
| Robert Marten Bultman | General Electric Company | 13 |
| Timothy Scott Shaffer | General Electric Company | 13 |
| Nataniel Barbosa Vicente | General Electric Company | 12 |
| Richard Devos | General Electric Company | 12 |

> LUBBOCK, TX [31180]

List of 18 included communities:

ABERNATHY, TX; ANTON, TX; CROSBYTON, TX; FLOYDADA, TX; IDALOU, TX; LORENZO, TX; LUBBOCK, TX; MCADOO, TX; NEW DEAL, TX; PETERSBURG, TX; POST, TX; RALLS, TX; RANSOM CANYON, TX; ROPEVILLE, TX; SHALLOWATER, TX; SLATON, TX; SPUR, TX; WOLFFORTH, TX

Economics:

| Indiv Tax Returns | Cum Indiv Income | Co Tax Returns | Cum Co Income |
|-------------------|------------------|----------------|---------------|
| 130510 | 7144743000 | 6870 | 276031000 |

Entity Counts:

| Org Type | Count |
|----------|-------|
| Company | 37 |
| HigherEd | 4 |

37 IP-based companies out of 6870 business tax returns = 0.54% in IP company density.

| Year | Est Population | Inventors | Inv / 1000 | Patents | Local Cos | Art Classes |
|------|----------------|-----------|------------|---------|-----------|-------------|
| 2005 | | 35 | | 25 | 5 | 24 |
| 2006 | | 38 | | 39 | 5 | 27 |
| 2007 | | 29 | | 25 | 2 | 23 |
| 2008 | | 26 | | 22 | 4 | 18 |
| 2009 | | 25 | | 23 | 5 | 21 |
| 2010 | 290805 | 25 | 0.09 | 20 | 4 | 16 |
| 2011 | 295366 | 22 | 0.07 | 20 | 3 | 17 |
| 2012 | 297972 | 33 | 0.11 | 28 | 5 | 21 |
| 2013 | 301760 | 41 | 0.14 | 39 | 5 | 32 |
| 2014 | 305644 | 53 | 0.17 | 42 | 10 | 35 |

| Inventors | Patents |
|-------------|---------|
| Totals: 243 | 283 |

Top 25 Art Classes:

| Art Class (code) | Patents | % this metro | % top 250 |
|---|---------|--------------|-----------|
| Multicellular living organisms and unmodified part... (800) | 16 | 5.7% | 0.3% |
| Surgery... (128) | 14 | 4.9% | 0.5% |
| Drug, bio-affecting and body treating compositions... (424) | 10 | 3.5% | 0.1% |
| Plant husbandry... (47) | 9 | 3.2% | 1.2% |
| Wells... (166) | 8 | 2.8% | 0.1% |
| Organic compounds -- part of the class 532-570 ser... (536) | 7 | 2.5% | 0.2% |
| Surgery... (604) | 7 | 2.5% | 0.1% |
| Chemistry: molecular biology and microbiology... (435) | 6 | 2.1% | 0% |
| Electricity: measuring and testing... (324) | 6 | 2.1% | 0.1% |
| Heat exchange... (165) | 6 | 2.1% | 0.5% |
| Prosthesis (i.e., artificial body members), parts ... (623) | 6 | 2.1% | 0.1% |
| Electrical audio signal processing systems and dev... (381) | 5 | 1.8% | 0.2% |
| Electrical generator or motor structure... (310) | 5 | 1.8% | 0.2% |
| Presses... (100) | 5 | 1.8% | 1.7% |
| Surgery... (600) | 5 | 1.8% | 0% |
| Active solid-state devices (e.g., transistors, sol... (257) | 4 | 1.4% | 0% |

| | | | |
|---|---|------|------|
| Data processing: financial, business practice, man... (705) | 4 | 1.4% | 0% |
| Drug, bio-affecting and body treating compositions... (514) | 4 | 1.4% | 0% |
| Earth working... (172) | 4 | 1.4% | 1.1% |
| Harvesters... (56) | 4 | 1.4% | 0.3% |
| Illumination... (362) | 4 | 1.4% | 0.1% |
| Optics: measuring and testing... (356) | 4 | 1.4% | 0.1% |
| Surgery... (606) | 4 | 1.4% | 0% |
| Data processing: software development, installatio... (717) | 3 | 1.1% | 0% |
| Fluid handling... (137) | 3 | 1.1% | 0.1% |

Patents (by local inventors) assigned to local companies (top 25 or less):
 NOTE: this company count is likely less than the total company account above
 because the above count includes local companies with non-local inventors.

| Company Name | Patents |
|---|---------|
| Scott Laboratories, Inc. | 17 |
| Texas Tech University | 16 |
| Texas Tech University System | 12 |
| Commercial Christmas Clip Company, LLC | 8 |
| Aquasmart Enterprises, LLC | 7 |
| Scott Laboratories, Inc | 4 |
| Microzap, Inc. | 3 |
| James K. and Mary A. Sanders Family LLC | 3 |
| James K. and Mary A. Sanders Family L.L.C. | 3 |
| III-N Technology, Inc. | 2 |
| HHP Engineering Solutions International, Inc. | 2 |
| Global Business Software Development Technologies, Inc. | 2 |
| Masten Opto-Diagnostics Co. | 2 |
| 4A Technologies, LLC | 2 |
| Microchem Solutions | 1 |
| McGinnis Chemical, Inc | 1 |
| Masten Opto-Diagnostics Company | 1 |
| Masten Opto-Diagnostic Co. | 1 |
| James K. and Mary Sanders Family LLC | 1 |
| James K. and Mary A. Sanders Family L.L.C | 1 |
| Gicon Pump & Equipment, Ltd. | 1 |
| Eco-Drip Irrigation Systems | 1 |
| Cotton Picking Mind LP | 1 |
| Commercial Christmas Clip Company LLC | 1 |
| Commercial Christmas Clip Co., LLC | 1 |

Top 25 (or less) local inventors:

| Inventor | Company | Patents |
|-----------------------|--|---------|
| Randall S. Hickie | Scott Laboratories, Inc. | 17 |
| Overton L. Parish, IV | Thermotek, Inc. | 8 |
| James C. DeVilliers | Commercial Christmas Clip Company, LLC | 7 |
| Lonnie F. Gary | Commercial Christmas Clip Company, LLC | 7 |
| Alan Richard Bumbaugh | Commercial Christmas Clip Company, LLC | 5 |
| Randal Jay Kinnison | Commercial Christmas Clip Company, LLC | 5 |
| Sergey Shkuratov | Loki Incorporated | 5 |
| David Becker | Bayer CropScience AG | 4 |
| Glenn Ellison | L&P Property Management Company | 4 |
| Margaret Shields | Bayer CropScience AG | 4 |
| Scott Shepard | L&P Property Management Company | 4 |
| Tommy K. Thrash | Aquasmart Enterprises, LLC | 4 |
| Glenn F. Ellison | L&P Property Management Company | 3 |
| James Kenneth Sanders | James K. and Mary A. Sanders Family L.L.C. | 3 |
| James Kenneth Sanders | James K. and Mary A. Sanders Family LLC | 3 |
| Johnny A. Lopez | Valent BioSciences Corporation | 3 |
| Paul Derby | Honeywell International Inc. | 3 |

| | | |
|-----------------------|--|---|
| Randall S. Hickle | Scott Laboratories, Inc | 3 |
| Robert W. Shaw | Texas Tech University | 3 |
| Stephen L. Fillipp | Commercial Christmas Clip Company, LLC | 3 |
| Adam V. Behnke | Global Business Software Development Technologies, | 2 |
| Amogh Boloor | SmithKline Beecham Corporation | 2 |
| Andreas Alfred Neuber | Microzap, Inc. | 2 |
| Andrew G. Avinger | Emerald Innovations, Inc. | 2 |
| Billy R. Masten | Masten Opto-Diagnostics Co. | 2 |

> LYNCHBURG, VA [31340]

List of 42 included communities:

ALTAVISTA, VA; AMHERST, VA; APPOMATTOX, VA; ARRINGTON, VA; BEDFORD, VA; BIG ISLAND, VA; BLUE RIDGE, VA; BROOKNEAL, VA; CLIFFORD, VA; COLEMAN FALLS, VA; CONCORD, VA; EVERGREEN, VA; EVINGTON, VA; FOREST, VA; GLADSTONE, VA; GLADYS, VA; GOODE, VA; GOODVIEW, VA; HARDY, VA; HUDDLESTON, VA; LONG ISLAND, VA; LOVINGSTON, VA; LOWRY, VA; LYNCH STATION, VA; LYNCHBURG, VA; MADISON HEIGHTS, VA; MONETA, VA; MONROE, VA; MONTVALE, VA; NARUNA, VA; PAMPLIN, VA; PITTSVILLE, VA; PROSPECT, VA; RED HOUSE, VA; ROSELAND, VA; RUSTBURG, VA; SPOUT SPRING, VA; SWEET BRIAR, VA; THAXTON, VA; VESUVIUS, VA; VILLAMONT, VA; VINTON, VA

Economics:

| Indiv Tax Returns | Cum Indiv Income | Co Tax Returns | Cum Co Income |
|-------------------|------------------|----------------|---------------|
| 239490 | 12383979000 | 11820 | 264117000 |

Entity Counts:

| Org Type | Count |
|----------|-------|
| Company | 39 |
| HigherEd | 1 |

39 IP-based companies out of 11820 business tax returns = 0.33% in IP company density.

| Year Est Population | Inventors | Inv / 1000 | Patents | Local Cos | Art Classes |
|---------------------|-----------|------------|---------|-----------|-------------|
| 2005 | 48 | | 35 | 6 | 25 |
| 2006 | 38 | | 31 | 7 | 26 |
| 2007 | 77 | | 41 | 9 | 37 |
| 2008 | 56 | | 37 | 10 | 29 |
| 2009 | 49 | | 33 | 8 | 25 |
| 2010 252634 | 56 | 0.22 | 41 | 6 | 29 |
| 2011 254086 | 59 | 0.23 | 49 | 6 | 34 |
| 2012 255534 | 64 | 0.25 | 50 | 5 | 32 |
| 2013 256724 | 98 | 0.38 | 80 | 9 | 49 |
| 2014 257835 | 95 | 0.37 | 80 | 8 | 39 |

| Inventors | Patents |
|-------------|---------|
| Totals: 442 | 477 |

Top 25 Art Classes:

| Art Class (code) | Patents | % this metro | % top 250 |
|---|---------|--------------|-----------|
| Telecommunications... (455) | 40 | 8.4% | 0.2% |
| Induced nuclear reactions: processes, systems, and... (376) | 31 | 6.5% | 7.1% |
| Multiplex communications... (370) | 17 | 3.6% | 0.1% |
| Data processing: financial, business practice, man... (705) | 15 | 3.1% | 0.1% |
| Prime-mover dynamo plants... (290) | 12 | 2.5% | 1% |
| Pulse or digital communications... (375) | 12 | 2.5% | 0.1% |
| Drug, bio-affecting and body treating compositions... (424) | 10 | 2.1% | 0.1% |
| Stock material or miscellaneous articles... (428) | 10 | 2.1% | 0.1% |
| Data processing: measuring, calibrating, or testin... (702) | 9 | 1.9% | 0.1% |
| Conveyors: power-driven... (198) | 8 | 1.7% | 0.6% |
| Drug, bio-affecting and body treating compositions... (514) | 8 | 1.7% | 0% |
| Radiant energy... (250) | 8 | 1.7% | 0.1% |
| Communications: electrical... (340) | 7 | 1.5% | 0.1% |

| | | | |
|---|---|------|------|
| Metal deforming... (72) | 7 | 1.5% | 2.7% |
| Surgery... (600) | 7 | 1.5% | 0.1% |
| Data processing: database and file management or d... (707) | 6 | 1.3% | 0% |
| Data processing: generic control systems or specif... (700) | 6 | 1.3% | 0.1% |
| Electric power conversion systems... (363) | 6 | 1.3% | 0.4% |
| Fluid handling... (137) | 6 | 1.3% | 0.2% |
| Electricity: battery or capacitor charging or disc... (320) | 5 | 1% | 0.3% |
| Mechanical guns and projectors... (124) | 5 | 1% | 0.7% |
| Optical: systems and elements... (359) | 5 | 1% | 0.1% |
| Static structures (e.g., buildings)... (52) | 5 | 1% | 0.5% |
| Supports... (248) | 5 | 1% | 0.2% |
| Valves and valve actuation... (251) | 5 | 1% | 0.5% |

Patents (by local inventors) assigned to local companies (top 25 or less):
 NOTE: this company count is likely less than the total company account above
 because the above count includes local companies with non-local inventors.

| Company Name | Patents |
|---|---------|
| Belvac Production Machinery, Inc. | 29 |
| Areva NP Inc. | 15 |
| Framatome ANP, Inc. | 10 |
| Smith Mountain Industries, Inc. | 10 |
| AREVA Inc. | 8 |
| Danville Automation Holdings LLC | 6 |
| Innovative Wireless Technologies, Inc. | 6 |
| Babcock & Wilcox Technical Services Group, Inc. | 5 |
| Areva NP Inc | 5 |
| C.B. Fleet Company, Inc. | 5 |
| C.B. Fleet Company Inc. | 4 |
| Milwaukee Iron, Inc. | 4 |
| Boss Licensing Group, Inc. | 3 |
| Azdel, Inc. | 3 |
| C. B. Fleet Company, Inc. | 3 |
| Areva NP, Inc. | 3 |
| M/A-Com Private Radio Systems, Inc. | 3 |
| The Harrington Corporation | 3 |
| Babcock & Wilcox Nuclear Energy, Inc. | 2 |
| C.B. Fleet Company, Incorporated | 2 |
| Hanwha Azdel, Inc. | 2 |
| CTA Communications, Inc. | 1 |
| Claw LLC | 1 |
| Babcock & Wilcox Nuclear Operations Group, Inc. | 1 |
| C. B. Fleet Company | 1 |

Top 25 (or less) local inventors:

| Inventor | Company | Patents |
|---------------------------|--|---------|
| Harold James Marshall | Belvac Production Machinery, Inc. | 15 |
| Anthony Michael Klodowski | General Electric Company | 14 |
| Thomas Kummetz | Andrew LLC | 13 |
| Joseph G. Schill | Belvac Production Machinery, Inc. | 12 |
| William T. Dolenti | Flowserve Management Company | 10 |
| Byron A. Fleury | Flowserve Management Company | 8 |
| Daniel J. Morris | Flowserve Management Company | 8 |
| James R. Elliott | The United States of America as represented by the | 7 |
| Steven A. Brillhart | ITT Manufacturing Enterprises, Inc. | 7 |
| Jeffrey L. Shortridge | Belvac Production Machinery, Inc. | 6 |
| Mihai G. M. Pop | AREVA NP Inc. | 6 |
| Neohni Warner | Smith Mountain Industries, Inc. | 6 |
| Thomas P. Sisson | Danville Automation Holdings LLC | 6 |
| William C. Hooss | Flowserve Management Company | 6 |

| | | |
|-----------------------|--|---|
| Boris P. Kovatchev | University of Virginia Patent Foundation | 5 |
| Chris Ranson | Andrew LLC | 5 |
| John D. Malloy | Babcock & Wilcox mPower, Inc. | 5 |
| Mark A. Spangler | Smith Mountain Industries, Inc. | 5 |
| Van Hanson | Andrew LLC | 5 |
| Christopher G. Ranson | Andrew LLC | 4 |
| David L. Wright | Video Gaming Technologies, Inc. | 4 |
| Jeffery L. Shortridge | Belvac Production Machinery, Inc. | 4 |
| John Robert Booth | General Electric Company | 4 |
| Luke Koleszar | Innovative Wireless Technologies, Inc. | 4 |
| Steven Thompson | Anite Finland Oy | 4 |

> MACON, GA [31420]

List of 23 included communities:

BARNESVILLE, GA; BOLINGBROKE, GA; BYRON, GA; COCHRAN, GA; CULLODEN, GA; DANVILLE, GA; DRY BRANCH, GA; FORSYTH, GA; FORT VALLEY, GA; GORDON, GA; GRAY, GA; HADDOCK, GA; HILLSBORO, GA; JACKSON, GA; JEFFERSONVILLE, GA; JULIETTE, GA; KNOXVILLE, GA; LIZELLA, GA; MACON, GA; MUSELLA, GA; ROBERTA, GA; SMARR, GA; YATESVILLE, GA

Economics:

| Indiv Tax Returns | Cum Indiv Income | Co Tax Returns | Cum Co Income |
|-------------------|------------------|----------------|---------------|
| 190360 | 9190948000 | 7440 | 282173000 |

Entity Counts:

| Org Type | Count |
|----------|-------|
| Company | 21 |
| HigherEd | 2 |

21 IP-based companies out of 7440 business tax returns = 0.28% in IP company density.

| Year | Est Population | Inventors | Inv / 1000 | Patents | Local Cos | Art Classes |
|------|----------------|-----------|------------|---------|-----------|-------------|
| 2005 | | 27 | | 22 | 2 | 20 |
| 2007 | | 32 | | 25 | 1 | 19 |
| 2008 | | 22 | | 18 | 1 | 15 |
| 2009 | | 24 | | 19 | 4 | 16 |
| 2010 | 232293 | 22 | 0.09 | 20 | 4 | 14 |
| 2011 | 232851 | 18 | 0.08 | 19 | 4 | 14 |
| 2012 | 232840 | 20 | 0.09 | 22 | 5 | 16 |
| 2013 | 231332 | 30 | 0.13 | 37 | 6 | 25 |
| 2014 | 230450 | 50 | 0.22 | 52 | 9 | 38 |

| | Inventors | Patents |
|---------|-----------|---------|
| Totals: | 167 | 253 |

Top 25 Art Classes:

| Art Class (code) | Patents | % this metro | % top 250 |
|---|---------|--------------|-----------|
| Surgery... (604) | 28 | 11.1% | 0.3% |
| Compositions: coating or plastic... (106) | 13 | 5.1% | 1% |
| Surgery... (606) | 8 | 3.2% | 0.1% |
| Telecommunications... (455) | 8 | 3.2% | 0% |
| Plastic and nonmetallic article shaping or treatin... (264) | 7 | 2.8% | 0.2% |
| Tobacco... (131) | 7 | 2.8% | 1.7% |
| Electrical computers and digital data processing s... (710) | 6 | 2.4% | 0.1% |
| Stock material or miscellaneous articles... (428) | 6 | 2.4% | 0.1% |
| Communications: electrical... (340) | 5 | 2% | 0% |
| Aeronautics and astronautics... (244) | 5 | 2% | 0.2% |
| Animal husbandry... (119) | 5 | 2% | 0.3% |
| Multiplex communications... (370) | 5 | 2% | 0% |
| Compositions: ceramic... (501) | 4 | 1.6% | 1.1% |
| Chemical apparatus and process disinfecting, deodo... (422) | 4 | 1.6% | 0.1% |
| Registers... (235) | 4 | 1.6% | 0.1% |
| Solid material comminution or disintegration... (241) | 4 | 1.6% | 0.4% |

| | | | |
|---|---|------|------|
| Cleaning and liquid contact with solids... (134) | 3 | 1.2% | 0.2% |
| Catalyst, solid sorbent, or support therefor: prod... (502) | 3 | 1.2% | 0.2% |
| Ammunition and explosives... (102) | 3 | 1.2% | 0.3% |
| Drug, bio-affecting and body treating compositions... (424) | 3 | 1.2% | 0% |
| Electricity: measuring and testing... (324) | 3 | 1.2% | 0% |
| Fluid handling... (137) | 3 | 1.2% | 0.1% |
| Fluid sprinkling, spraying, and diffusing... (239) | 3 | 1.2% | 0.2% |
| Special receptacle or package... (206) | 3 | 1.2% | 0.1% |
| Static structures (e.g., buildings)... (52) | 3 | 1.2% | 0.3% |

Patents (by local inventors) assigned to local companies (top 25 or less):
 NOTE: this company count is likely less than the total company account above
 because the above count includes local companies with non-local inventors.

| Company Name | Patents |
|---------------------------------------|---------|
| Smisson-Cartledge Biomedical LLC | 10 |
| L.H. Thomson Company, Inc. | 9 |
| Southern Spine, LLC | 6 |
| Nanomist Systems, LLC | 3 |
| Imerys Kaolin, Inc. | 2 |
| Diamond Technologies, Inc. | 2 |
| L. H. Thomson Company, Inc. | 2 |
| Smisson-Cartledge Biomedical L.L.C. | 2 |
| Surgovations, LLC | 2 |
| The Corporation of Mercer University | 2 |
| Trimax Medical Management, Inc. | 1 |
| Syncro Medical Innovations, Inc. | 1 |
| Spirit of the 21st Century Group, LLC | 1 |
| Smisson Cartledge Biomedical, LLC | 1 |
| Shubee, Inc. | 1 |
| Safe-T-Arms, L.L.C. | 1 |
| Recycool, Inc. | 1 |
| Polywad, Inc. | 1 |
| Nano Mist Systems, LLC | 1 |
| MMK Group, LLC | 1 |
| KaMin, LLC | 1 |
| B&G Equipment Company, Inc. | 1 |
| B&G Equipment Company | 1 |

Top 25 (or less) local inventors:

| Inventor | Company | Patents |
|--------------------------|--|---------|
| Hugh F. Smisson, III | Smisson-Cartledge Biomedical LLC | 9 |
| Kayyani C. Adiga | Nanomist Systems, LLC | 9 |
| Sachin R. Vargantwar | Sprint Spectrum L.P. | 9 |
| Douglas E. Ott | Lexion Medical LLC | 6 |
| Douglas E. Ott | Lexion Medical, LLC | 6 |
| Hugh F. Smisson, III | Southern Spine, LLC | 6 |
| Rajani Adiga | Nanomist Systems, LLC | 6 |
| Robert DeRose | L.H. Thomson Company, Inc. | 6 |
| Charles T. Rauch | PDS Electronics, Inc. | 5 |
| Michele Gandy Davis | C. R. Bard, Inc. | 5 |
| Bomi M. Bilimoria | Imerys Pigments, Inc. | 4 |
| Christopher D. Faircloth | SecuredPay Solutions, Inc. | 4 |
| Cory S. Hammock | Clean Control Corporation | 4 |
| Joel Bartholf | 3SI Security Systems, Inc. | 4 |
| Robert I. Gray | Lexion Medical, LLC | 4 |
| Siddharth S. Oroskar | Sprint Spectrum L.P. | 4 |
| Brandi L. Bohleber | Southern Spine, LLC | 3 |
| Damon Eric Woodson | The Southern Company | 3 |
| David I. Shapiro-Ilan | The United States of America, as Represented by th | 3 |

| | | |
|-------------------|---------------------------------|---|
| Dick Sellers | The Boeing Company | 3 |
| Michael R. Ianiro | Amcol International Corporation | 3 |
| Richard D. Carter | J.M. Huber Corporation | 3 |
| Stephen C. Price | Briggs & Stratton Corporation | 3 |
| Steve Canova | Carbo Ceramics Inc. | 3 |
| Wolfgang Coronel | YKK Corporation of America | 3 |

> MADISON, WI [31540]

List of 64 included communities:

ARENA, WI; ARLINGTON, WI; AVOCA, WI; BARABOO, WI; BARNEVELD, WI; BELLEVILLE, WI; BLACK EARTH, WI; BLANCHARDVILLE, WI; BLUE MOUNDS, WI; BROOKLYN, WI; CAMBRIA, WI; CAMBRIDGE, WI; COBB, WI; COLUMBUS, WI; COTTAGE GROVE, WI; CROSS PLAINS, WI; DALTON, WI; DANE, WI; DE FOREST, WI; DEERFIELD, WI; DODGEVILLE, WI; DOYLESTOWN, WI; EDGERTON, WI; EDMUND, WI; FALL RIVER, WI; FRIESLAND, WI; HIGHLAND, WI; HOLLANDALE, WI; LINDEN, WI; LIVINGSTON, WI; LODI, WI; MADISON, WI; MARSHALL, WI; MAZOMANIE, WI; MC FARLAND, WI; MERRIMAC, WI; MIDDLETON, WI; MINERAL POINT, WI; MONTFORT, WI; MORRISONVILLE, WI; MOUNT HOREB, WI; MUSCODA, WI; NEW GLARUS, WI; OREGON, WI; PARDEEVILLE, WI; PLATTEVILLE, WI; PORTAGE, WI; POYNETTE, WI; PRAIRIE DU SAC, WI; RANDOLPH, WI; REWEY, WI; RIDGEWAY, WI; RIO, WI; SAUK CITY, WI; SPRING GREEN, WI; STOUGHTON, WI; SUN PRAIRIE, WI; VERONA, WI; WATERLOO, WI; WAUNAKEE, WI; WAUPUN, WI; WINDSOR, WI; WISCONSIN DELLS, WI; WYOCENA, WI

Economics:

| Indiv Tax Returns | Cum Indiv Income | Co Tax Returns | Cum Co Income |
|-------------------|------------------|----------------|---------------|
| 376010 | 25213491000 | 23480 | 670621000 |

Entity Counts:

| Org Type | Count |
|------------|-------|
| Company | 312 |
| Foundation | 13 |
| HigherEd | 2 |

312 IP-based companies out of 23480 business tax returns = 1.33% in IP company density.

| Year | Est Population | Inventors | Inv / 1000 | Patents | Local Cos | Art Classes |
|------|----------------|-----------|------------|---------|-----------|-------------|
| 2005 | | 444 | | 289 | 58 | 131 |
| 2006 | | 577 | | 380 | 57 | 135 |
| 2007 | | 503 | | 324 | 59 | 118 |
| 2008 | | 524 | | 344 | 59 | 134 |
| 2009 | | 599 | | 417 | 54 | 128 |
| 2010 | 605435 | 805 | 1.33 | 584 | 69 | 174 |
| 2011 | 613773 | 764 | 1.24 | 547 | 61 | 162 |
| 2012 | 620401 | 763 | 1.23 | 556 | 56 | 160 |
| 2013 | 627466 | 857 | 1.37 | 618 | 82 | 172 |
| 2014 | 633787 | 931 | 1.47 | 718 | 86 | 176 |

| Inventors | Patents |
|--------------|---------|
| Totals: 3853 | 4777 |

Top 25 Art Classes:

| Art Class (code) | Patents | % this metro | % top 250 |
|---|---------|--------------|-----------|
| Chemistry: molecular biology and microbiology... (435) | 524 | 11% | 2.9% |
| Multicellular living organisms and unmodified part... (800) | 310 | 6.5% | 5.4% |
| Drug, bio-affecting and body treating compositions... (514) | 256 | 5.4% | 1.1% |
| Drug, bio-affecting and body treating compositions... (424) | 190 | 4% | 1.3% |
| Data processing: database and file management or d... (707) | 124 | 2.6% | 0.5% |
| Surgery... (600) | 122 | 2.6% | 1.1% |
| Radiant energy... (250) | 83 | 1.7% | 1% |
| X-ray or gamma ray systems or devices... (378) | 80 | 1.7% | 3.2% |

| | | | |
|---|----|------|------|
| Liquid purification or separation... (210) | 78 | 1.6% | 1.6% |
| Stock material or miscellaneous articles... (428) | 74 | 1.5% | 0.9% |
| Organic compounds -- part of the class 532-570 ser... (536) | 71 | 1.5% | 2.1% |
| Chemistry: natural resins or derivatives; peptides... (530) | 69 | 1.4% | 1.5% |
| Image analysis... (382) | 69 | 1.4% | 0.5% |
| Data processing: financial, business practice, man... (705) | 53 | 1.1% | 0.2% |
| Electricity: measuring and testing... (324) | 53 | 1.1% | 0.7% |
| Surgery... (128) | 51 | 1.1% | 1.8% |
| Active solid-state devices (e.g., transistors, sol... (257) | 50 | 1% | 0.3% |
| Electrical computers and digital processing system... (711) | 47 | 1% | 0.4% |
| Exercise devices... (482) | 46 | 1% | 1.8% |
| Data processing: measuring, calibrating, or testin... (702) | 45 | 0.9% | 0.5% |
| Optics: measuring and testing... (356) | 42 | 0.9% | 0.6% |
| Food or edible material: processes, compositions, ... (426) | 38 | 0.8% | 2% |
| Chemical apparatus and process disinfecting, deodo... (422) | 35 | 0.7% | 0.8% |
| Multiplex communications... (370) | 34 | 0.7% | 0.1% |
| Organic compounds -- part of the class 532-570 ser... (554) | 34 | 0.7% | 5.3% |

Patents (by local inventors) assigned to local companies (top 25 or less):
 NOTE: this company count is likely less than the total company account above
 because the above count includes local companies with non-local inventors.

| Company Name | Patents |
|--|---------|
| Wisconsin Alumni Research Foundation | 1277 |
| Promega Corporation | 98 |
| Fiskars Brands, Inc. | 81 |
| Third Wave Technologies, Inc. | 52 |
| Trek Bicycle Corporation | 39 |
| Rovcal, Inc. | 34 |
| Thermo Electron Scientific Instruments LLC | 34 |
| Mirus Bio Corporation | 31 |
| Epic Systems Corporation | 28 |
| Saris Cycling Group, Inc. | 28 |
| Plastic Ingenuity, Inc. | 27 |
| Mueller Sports Medicine, Inc. | 26 |
| TomoTherapy Incorporated | 25 |
| Spectrum Brands, Inc. | 23 |
| Sub-Zero, Inc. | 23 |
| Virent, Inc. | 21 |
| Electronic Theatre Controls, Inc. | 20 |
| Roche Madison Inc. | 16 |
| Exact Sciences Corporation | 15 |
| Stratatech Corporation | 15 |
| Ultratec, Inc. | 15 |
| Lumino, Inc. | 14 |
| Arrowhead Madison Inc. | 13 |
| Cellular Dynamics International, Inc. | 13 |
| Epicentre Technologies Corporation | 13 |

Top 25 (or less) local inventors:

| Inventor | Company | Patents |
|-----------------------|--------------------------------------|---------|
| Richard G. Stelpflug | Monsanto Technology LLC | 131 |
| Hector F. DeLuca | Wisconsin Alumni Research Foundation | 122 |
| Margaret Clagett-Dame | Wisconsin Alumni Research Foundation | 82 |
| Todd Huschka | KM Fashion Eyewear, LLC | 81 |
| Lori A. Plum | Wisconsin Alumni Research Foundation | 80 |
| Nathaniel J. Page | Monsanto Technology LLC | 66 |
| Daniel J. Lipscomb | Fiskars Brands, Inc. | 36 |
| Ronald T. Raines | Wisconsin Alumni Research Foundation | 32 |
| Jon A. Wolff | Mirus Bio Corporation | 27 |

| | | |
|---------------------|--------------------------------------|----|
| James A. Thomson | Wisconsin Alumni Research Foundation | 26 |
| Klaus Hartig | Cardinal CG Company | 26 |
| Max G. Lagally | Wisconsin Alumni Research Foundation | 26 |
| Mark C. Shults | DexCom, Inc. | 25 |
| Rathbun K. Rhodes | DexCom, Inc. | 23 |
| Vladimir G. Budker | Mirus Bio Corporation | 23 |
| James A. Dumesic | Wisconsin Alumni Research Foundation | 22 |
| James E. Hagstrom | Mirus Bio Corporation | 22 |
| Peter K. Herman | Cummins Filtration IP, Inc. | 22 |
| Barry M. Verdegan | Cummins Filtration IP, Inc. | 21 |
| Guang-Hong Chen | Wisconsin Alumni Research Foundation | 21 |
| Nicholas L. Abbott | Wisconsin Alumni Research Foundation | 21 |
| Cheemen Yu | SanDisk Corporation | 20 |
| Evan A. Sparks | S.C. Johnson & Son, Inc. | 20 |
| Kenneth J. Ruchala | TomoTherapy Incorporated | 20 |
| Michael W. Petersen | Monsanto Technology LLC | 20 |

> MANCHESTER-NASHUA, NH [31700]

List of 28 included communities:

AMHERST, NH; ANTRIM, NH; BEDFORD, NH; BENNINGTON, NH; BROOKLINE, NH; FRANCESTOWN, NH; GOFFSTOWN, NH; GREENFIELD, NH; GREENVILLE, NH; HANCOCK, NH; HILLSBOROUGH, NH; HOLLIS, NH; HUDSON, NH; LITCHFIELD, NH; LYNDEBOROUGH, NH; MANCHESTER, NH; MERRIMACK, NH; MILFORD, NH; MONT VERNON, NH; NASHUA, NH; NEW BOSTON, NH; NEW IPSWICH, NH; PELHAM, NH; PETERBOROUGH, NH; TEMPLE, NH; WEARE, NH; WEST PETERBOROUGH, NH; WILTON, NH

Economics:

| Indiv Tax Returns | Cum Indiv Income | Co Tax Returns | Cum Co Income |
|-------------------|------------------|----------------|---------------|
| 204800 | 13892378000 | 8340 | 528214000 |

Entity Counts:

| Org Type | Count |
|----------|-------|
| Company | 275 |

275 IP-based companies out of 8340 business tax returns = 3.3% in IP company density.

| Year | Est Population | Inventors | Inv / 1000 | Patents | Local Cos | Art Classes |
|------|----------------|-----------|------------|---------|-----------|-------------|
| 2005 | | 402 | | 355 | 58 | 134 |
| 2006 | | 453 | | 438 | 58 | 144 |
| 2007 | | 453 | | 412 | 54 | 128 |
| 2008 | | 448 | | 395 | 41 | 137 |
| 2009 | | 490 | | 477 | 39 | 136 |
| 2010 | 400721 | 614 | 1.53 | 593 | 58 | 153 |
| 2011 | 401716 | 658 | 1.64 | 662 | 48 | 166 |
| 2012 | 402600 | 610 | 1.52 | 645 | 41 | 160 |
| 2013 | 403398 | 710 | 1.76 | 739 | 46 | 171 |
| 2014 | 405184 | 833 | 2.06 | 825 | 53 | 167 |

| Inventors | Patents |
|--------------|---------|
| Totals: 3161 | 5541 |

Top 25 Art Classes:

| Art Class (code) | Patents | % this metro | % top 250 |
|---|---------|--------------|-----------|
| Multiplex communications... (370) | 337 | 6.1% | 1% |
| Data processing: database and file management or d... (707) | 273 | 4.9% | 1.2% |
| Electrical computers and digital processing system... (709) | 263 | 4.7% | 1% |
| Surgery... (604) | 165 | 3% | 1.8% |
| Telecommunications... (455) | 124 | 2.2% | 0.6% |
| Electrical connectors... (439) | 109 | 2% | 1.6% |
| Electricity: measuring and testing... (324) | 93 | 1.7% | 1.2% |
| Electrical computers and digital processing system... (711) | 88 | 1.6% | 0.8% |
| Radiant energy... (250) | 85 | 1.5% | 1% |
| Active solid-state devices (e.g., transistors, sol... (257) | 84 | 1.5% | 0.5% |
| Drug, bio-affecting and body treating compositions... (514) | 74 | 1.3% | 0.3% |
| Data processing: generic control systems or specif... (700) | 73 | 1.3% | 1.2% |
| Information security... (726) | 71 | 1.3% | 0.8% |
| Data processing: measuring, calibrating, or testin... (702) | 70 | 1.3% | 0.8% |
| Data processing: software development, installatio... (717) | 70 | 1.3% | 0.9% |
| Semiconductor device manufacturing: process... (438) | 69 | 1.2% | 0.4% |

| | | | |
|---|----|------|------|
| Surgery... (606) | 67 | 1.2% | 0.5% |
| Communications: electrical... (340) | 66 | 1.2% | 0.6% |
| Data processing: financial, business practice, man... (705) | 66 | 1.2% | 0.3% |
| Electrical computers and digital processing system... (713) | 66 | 1.2% | 0.5% |
| Data processing: presentation processing of docume... (715) | 64 | 1.2% | 0.6% |
| Surgery... (600) | 64 | 1.2% | 0.6% |
| Communications: radio wave antennas... (343) | 62 | 1.1% | 2.1% |
| Error detection/correction and fault detection/rec... (714) | 62 | 1.1% | 0.5% |
| Optical: systems and elements... (359) | 62 | 1.1% | 1% |

Patents (by local inventors) assigned to local companies (top 25 or less):
 NOTE: this company count is likely less than the total company account above
 because the above count includes local companies with non-local inventors.

| Company Name | Patents |
|--|---------|
| BAE Systems Information and Electronic Systems Integration I | 317 |
| DEKA Products Limited Partnership | 270 |
| Brookstone Purchasing, Inc. | 86 |
| Atrium Medical Corporation | 39 |
| Ty-Flot, Inc. | 26 |
| Presstek, Inc. | 20 |
| Warwick Mills, Inc. | 16 |
| Airmar Technology Corporation | 10 |
| Information Decision Technologies, LLC | 10 |
| New Power Concepts LLC | 8 |
| Aboundi, Inc. | 7 |
| AeroSat Corporation | 6 |
| IPG Microsystems LLC | 6 |
| OSR Open Systems Resources, Inc. | 6 |
| Segway, Inc. | 6 |
| Bae Systems Information and Electronics Systems Integration | 5 |
| iCAD, Inc. | 5 |
| Paratek Microwave, Inc. | 5 |
| SCA Technica, Inc. | 5 |
| Segway Inc. | 5 |
| Solid State Scientific Corporation | 5 |
| AntennaSys, Inc. | 4 |
| Burndy Technology LLC | 4 |
| Collision Communications, Inc. | 4 |
| Cubic Wafer, Inc. | 4 |

Top 25 (or less) local inventors:

| Inventor | Company | Patents |
|---------------------------|---|---------|
| Jason A. Demers | DEKA Products Limited Partnership | 70 |
| Larry B. Gray | DEKA Products Limited Partnership | 58 |
| Dean Kamen | DEKA Products Limited Partnership | 57 |
| Kevin L. Grant | Deka Products Limited Partnership | 51 |
| James D. Dale | DEKA Products Limited Partnership | 46 |
| Thomas Tessnow | OSRAM Sylvania Inc. | 45 |
| David A. Melanson | GI Dynamics, Inc. | 34 |
| Thomas S. Cohen | Amphenol Corporation | 34 |
| Michael C. Doogue | Allegro Microsystems, Inc. | 30 |
| Theodore Karwoski | Atrium Medical Corporation | 30 |
| Russell Gaudiana | Konarka Technologies, Inc. | 26 |
| Simon C. Steely, Jr. | Hewlett-Packard Development Company, L.P. | 26 |
| William P. Taylor | Allegro Microsystems, Inc. | 26 |
| George A. Provost | Velcro Industries B.V. | 25 |
| Paul Martakos | Atrium Medical Corporation | 25 |
| Steve A. Herweck | Atrium Medical Corporation | 25 |
| Kajamalai G. Ramakrishnan | Veveo, Inc. | 23 |

| | | |
|---------------------------|--|----|
| David W. McGill | DEKA Products Limited Partnership | 22 |
| John T. Apostolos | BAE Systems Information and Electronic Systems Int | 22 |
| John Trezza | Cufer Asset Ltd. L.L.C. | 22 |
| Kenneth David Harris, Jr. | Brookstone Purchasing, Inc. | 22 |
| Christopher C. Langenfeld | Deka Products Limited Partnership | 21 |
| Shijie Zhang | Synta Pharmaceuticals Corp. | 21 |
| William H. Shepard | Velcro Industries B.V. | 21 |
| Judy Feng | AMI Research & Development, LLC | 20 |

> MCALLEN-EDINBURG-MISSION, TX [32580]

List of 23 included communities:

ALAMO, TX; DELMITA, TX; DONNA, TX; EDCOUCH, TX; EDINBURG, TX; ELSA, TX; HARGILL, TX; HIDALGO, TX; LA BLANCA, TX; LA JOYA, TX; LA VILLA, TX; LINN, TX; LOS EBANOS, TX; LYFORD, TX; MCALLEN, TX; MERCEDES, TX; MISSION, TX; PENITAS, TX; PHARR, TX; PROGRESO, TX; SAN JUAN, TX; SULLIVAN CITY, TX; WESLACO, TX

Economics:

| Indiv Tax Returns | Cum Indiv Income | Co Tax Returns | Cum Co Income |
|-------------------|------------------|----------------|---------------|
| 254280 | 9704253000 | 6660 | 582475000 |

Entity Counts:

| Org Type | Count |
|----------|-------|
| Company | 15 |

15 IP-based companies out of 6660 business tax returns = 0.23% in IP company density.

| Year Est Population | Inventors | Inv / 1000 | Patents | Local Cos | Art Classes |
|---------------------|-----------|------------|---------|-----------|-------------|
| 2007 | 8 | | 8 | 1 | 8 |
| 2008 | 7 | | 6 | 2 | 6 |
| 2010 774769 | 8 | 0.01 | 8 | 1 | 8 |
| 2012 807725 | 17 | 0.02 | 12 | 2 | 12 |
| 2013 818942 | 11 | 0.01 | 18 | 2 | 8 |
| 2014 831073 | 20 | 0.02 | 25 | 7 | 16 |

| Inventors | Patents |
|------------|---------|
| Totals: 89 | 111 |

Top 25 Art Classes:

| Art Class (code) | Patents | % this metro | % top 250 |
|---|---------|--------------|-----------|
| Surgery... (600) | 13 | 11.7% | 0.1% |
| Plastic and nonmetallic article shaping or treatin... (264) | 8 | 7.2% | 0.2% |
| Measuring and testing... (73) | 4 | 3.6% | 0.2% |
| Telecommunications... (455) | 4 | 3.6% | 0% |
| Food or edible material: processes, compositions, ... (426) | 3 | 2.7% | 0.2% |
| Data processing: generic control systems or specif... (700) | 3 | 2.7% | 0% |
| Communications: electrical... (340) | 3 | 2.7% | 0% |
| Optical waveguides... (385) | 3 | 2.7% | 0% |
| Plastic article or earthenware shaping or treating... (425) | 3 | 2.7% | 0.2% |
| Flexible or portable closure, partition, or panel... (160) | 2 | 1.8% | 0.3% |
| Data processing: financial, business practice, man... (705) | 2 | 1.8% | 0% |
| Communications: radio wave antennas... (343) | 2 | 1.8% | 0.1% |
| Land vehicles: dumping... (298) | 2 | 1.8% | 0.1% |
| Mineral oils: processes and products... (208) | 2 | 1.8% | 0.2% |
| Radiant energy... (250) | 2 | 1.8% | 0% |
| Surgery... (604) | 2 | 1.8% | 0% |
| Surgery... (606) | 2 | 1.8% | 0% |
| Telephonic communications... (379) | 2 | 1.8% | 0% |
| Fluid sprinkling, spraying, and diffusing... (239) | 1 | 0.9% | 0.1% |
| Fluid reaction surfaces (i.e., impellers)... (416) | 1 | 0.9% | 0.1% |
| Exercise devices... (482) | 1 | 0.9% | 0% |

| | | | |
|---|---|------|------|
| Electricity: magnetically operated switches, magne... (335) | 1 | 0.9% | 0.1% |
| Electricity: electrical systems and devices... (361) | 1 | 0.9% | 0% |
| Electrical connectors... (439) | 1 | 0.9% | 0% |
| Education and demonstration... (434) | 1 | 0.9% | 0.1% |

Patents (by local inventors) assigned to local companies (top 25 or less):
 NOTE: this company count is likely less than the total company account above because the above count includes local companies with non-local inventors.

| Company Name | Patents |
|---------------------------------------|---------|
| Siteselect Medical Technologies, Inc. | 10 |
| FibeRio Technology Corporation | 7 |
| Woodcrafters Home Products, LLC | 5 |
| Jim Melhart Piano and Organ Company | 2 |
| Tan'US Sales Co | 1 |
| Siteselect Medial Technologies, Inc. | 1 |
| Resource Rex, LLC | 1 |
| Little Green Apples, Inc. | 1 |
| Jim Melhart Paino and Organ Company | 1 |
| High Performance CT Tools, L.L.C. | 1 |
| FibeRio Technologies Corporation | 1 |
| A&P Feigl Family Limited Partnership | 1 |

Top 25 (or less) local inventors:

| Inventor | Company | Patents |
|----------------------|--|---------|
| Bamdad Hassanpourgol | Siteselect Medical Technologies, Inc. | 10 |
| Ed Peno | FibeRio Technology Corporation | 7 |
| Abraham Tanus | Woodcrafters Home Products, LLC | 5 |
| John S. Roemer | Black & Decker Inc. | 4 |
| Marek M. Steplewski | General Electric Company | 3 |
| Christopher R. Grace | Grace Manufacturing, Inc. | 2 |
| Donald James Hay | Cotherm of America Corporation | 2 |
| Douglas Timmer | Pavilion Technologies, Inc. | 2 |
| Edward K. Barlowe | Corning Cable Systems LLC | 2 |
| Eunice Delia Reyes | General Electric Company | 2 |
| Felipe A. Rubio | Investigacion De Tecnologia Avanzada, S.A. De C.V. | 2 |
| Jason Parsons | Board of Regents, The University of Texas System | 2 |
| Jimmie Ray Melhart | Jim Melhart Piano and Organ Company | 2 |
| Jose Abiel Garza | General Electric Company | 2 |
| Jose Antonio Badillo | Fresenius Medical Care Holdings, Inc. | 2 |
| Karina Castillo | Board of Regents, The University of Texas System | 2 |
| Michael Gonzales | Hospitalists Now, Inc. | 2 |
| Ryan Meyer | Kolder, Inc. | 2 |
| Steven C. Tidrow | The United States of America as represented by the | 2 |
| Abraham Tanus | Tan'US Sales Co | 1 |
| Alberto Luis | Johnson Electric S.A. | 1 |
| Alexander J. Feigl | A&P Feigl Family Limited Partnership | 1 |
| Alfredo Marroquin | Little Green Apples, Inc. | 1 |
| Bamdad Hassanpourgol | Siteselect Medial Technologies, Inc. | 1 |
| Banglin Chen | The Regents of the University of Michigan | 1 |

> MEDFORD, OR [32780]

List of 18 included communities:

ASHLAND, OR; BUTTE FALLS, OR; CENTRAL POINT, OR; EAGLE POINT, OR; GOLD HILL, OR; GRANTS PASS, OR; HORN BROOK, CA; JACKSONVILLE, OR; MEDFORD, OR; PHOENIX, OR; PROSPECT, OR; ROGUE RIVER, OR; SHADY COVE, OR; TALENT, OR; TRAIL, OR; WHITE CITY, OR; WILLIAMS, OR; WOLF CREEK, OR

Economics:

| Indiv Tax Returns | Cum Indiv Income | Co Tax Returns | Cum Co Income |
|-------------------|------------------|----------------|---------------|
| 121550 | 6141061000 | 7970 | 280308000 |

Entity Counts:

| Org Type | Count |
|----------|-------|
| Company | 47 |
| HigherEd | 1 |

47 IP-based companies out of 7970 business tax returns = 0.59% in IP company density.

| Year | Est Population | Inventors | Inv / 1000 | Patents | Local Cos | Art Classes |
|------|----------------|-----------|------------|---------|-----------|-------------|
| 2005 | | 24 | | 20 | 4 | 20 |
| 2006 | | 32 | | 28 | 6 | 24 |
| 2007 | | 32 | | 28 | 7 | 22 |
| 2008 | | 28 | | 26 | 3 | 23 |
| 2009 | | 25 | | 25 | 4 | 23 |
| 2010 | 203206 | 47 | 0.23 | 45 | 7 | 41 |
| 2011 | 204754 | 24 | 0.12 | 24 | 4 | 22 |
| 2012 | 206363 | 56 | 0.27 | 50 | 13 | 43 |
| 2013 | 208091 | 48 | 0.23 | 42 | 5 | 31 |
| 2014 | 210287 | 70 | 0.33 | 70 | 6 | 49 |

| | Inventors | Patents |
|---------|-----------|---------|
| Totals: | 288 | 358 |

Top 25 Art Classes:

| Art Class (code) | Patents | % this metro | % top 250 |
|---|---------|--------------|-----------|
| Telecommunications... (455) | 14 | 3.9% | 0.1% |
| Abrading... (451) | 11 | 3.1% | 0.6% |
| Land vehicles... (280) | 9 | 2.5% | 0.2% |
| Optical: systems and elements... (359) | 9 | 2.5% | 0.1% |
| Data processing: financial, business practice, man... (705) | 8 | 2.2% | 0% |
| Electrical computers and digital processing system... (709) | 8 | 2.2% | 0% |
| Ships... (114) | 8 | 2.2% | 0.6% |
| Supports... (248) | 8 | 2.2% | 0.3% |
| Drug, bio-affecting and body treating compositions... (424) | 7 | 2% | 0% |
| Prosthesis (i.e., artificial body members), parts ... (623) | 7 | 2% | 0.1% |
| Data processing: database and file management or d... (707) | 6 | 1.7% | 0% |
| Handling: hand and hoist-line implements... (294) | 6 | 1.7% | 0.3% |
| Optics: measuring and testing... (356) | 6 | 1.7% | 0.1% |
| Surgery... (606) | 6 | 1.7% | 0% |
| Animal husbandry... (119) | 5 | 1.4% | 0.3% |
| Education and demonstration... (434) | 5 | 1.4% | 0.3% |

| | | | |
|---|---|------|------|
| Exercise devices... (482) | 5 | 1.4% | 0.2% |
| Special receptacle or package... (206) | 5 | 1.4% | 0.2% |
| Supports: cabinet structure... (312) | 5 | 1.4% | 0.7% |
| Chemistry: molecular biology and microbiology... (435) | 4 | 1.1% | 0% |
| Drug, bio-affecting and body treating compositions... (514) | 4 | 1.1% | 0% |
| Electrical computers and digital data processing s... (710) | 4 | 1.1% | 0.1% |
| Electricity: electrical systems and devices... (361) | 4 | 1.1% | 0% |
| Motor vehicles... (180) | 4 | 1.1% | 0.2% |
| Multiplex communications... (370) | 4 | 1.1% | 0% |

Patents (by local inventors) assigned to local companies (top 25 or less):
 NOTE: this company count is likely less than the total company account above
 because the above count includes local companies with non-local inventors.

| Company Name | Patents |
|---|---------|
| T.M. Designworks, LLC | 8 |
| Darex, LLC | 6 |
| Merlin Technology Limited Liability Company | 6 |
| Professional Tool Manufacturing, LLC | 6 |
| Blue Feather Products, Inc. | 5 |
| TF Industries, LLC | 5 |
| Tucker Sno-Cat Corporation | 5 |
| Hach Ultra Analytics, Inc. | 4 |
| Brammo, Inc. | 4 |
| Massif Mountain Gear Company, LLC | 4 |
| Met One Instruments, Inc. | 4 |
| Environmental Container Systems, Inc. | 3 |
| Thrival Tech, LLC | 3 |
| Darex LLC | 2 |
| Apex Machining Company, Inc. | 2 |
| Becklin Holdings, Inc. | 2 |
| Associated Fruit Company | 2 |
| Environmental Container Systems | 2 |
| Insurance Lounge Franchise Company, Inc. | 2 |
| Kadee Quality Products Co. | 2 |
| LOOPROPE, LLC | 2 |
| Professional Tool Manufacturing LLC | 2 |
| Wagner Electronic Products, Inc. | 2 |
| LEFTE, LLC | 1 |
| Krauss Craft, Inc. | 1 |

Top 25 (or less) local inventors:

| Inventor | Company | Patents |
|-------------------|---|---------|
| Mark Peterson | NuVasive, Inc. | 12 |
| Mark Leo Moeglein | QUALCOMM Incorporated | 11 |
| Timothy McGarry | T.M. Designworks, LLC | 8 |
| Mark L. Moeglein | QUALCOMM Incorporated | 7 |
| Mark Moeglein | Qualcomm Incorporated | 6 |
| Peter D. Poulsen | Merlin Technology Limited Liability Company | 6 |
| Daniel T. Dovel | Darex, LLC | 5 |
| Dennis M. Becklin | Becklin Holdings, Inc. | 5 |
| Feather W. King | Blue Feather Products, Inc. | 5 |
| Lee Foerster | TF Industries, LLC | 5 |
| Daniel T. Dovel | Professional Tool Manufacturing, LLC | 4 |
| Charles R. Lee | Brammo, Inc. | 3 |
| Daniel M. Riegels | Brammo, Inc. | 3 |
| Dennis M. Becklin | Environmental Container Systems, Inc. | 3 |
| Dustin Stonehouse | Thrival Tech, LLC | 3 |
| Garrett Hill | Thrival Tech, LLC | 3 |
| Lindsay M. Evans | Massif Mountain Gear Company, LLC | 3 |

| | | |
|-------------------|---------------------------|---|
| Mark Fischer | salesforce.com, inc. | 3 |
| Paul B. Mace | Outhink, Inc. | 3 |
| Scott Lazar | Thrival Tech, LLC | 3 |
| Adam Bylund | Lifescan, Inc. | 2 |
| Anthony L. Keller | Biogenic Innovations, LLC | 2 |
| Brian J. Wismann | Brammo, Inc. | 2 |
| Christian Drapeau | Desert Lake Technologies | 2 |
| Daniel T. Dovel | Darex LLC | 2 |

> MEMPHIS, TN-MS-AR [32820]

List of 73 included communities:

ARKABUTLA, MS; ARLINGTON, TN; ASHLAND, MS; ATOKA, TN; BRADEN, TN; BRIGHTON, TN; BRUNSWICK, TN; BURLISON, TN; BYHALIA, MS; CLARKEDALE, AR; COLDWATER, MS; COLLIERVILLE, TN; COMO, MS; CORDOVA, TN; COVINGTON, TN; CRAWFORDSVILLE, AR; CRENSHAW, MS; DRUMMONDS, TN; DUNDEE, MS; EADS, TN; EARLE, AR; EDMONDSON, AR; ELLENDALE, TN; FRENCHMANS BAYOU, AR; GALLAWAY, TN; GERMANTOWN, TN; GILMORE, AR; GRAND JUNCTION, TN; HERNANDO, MS; HETH, AR; HICKORY VALLEY, TN; HOLLY SPRINGS, MS; HORN LAKE, MS; HUGHES, AR; INDEPENDENCE, MS; IUKA, MS; LA GRANGE, TN; LACONIA, TN; LAKE CORMORANT, MS; LAMAR, MS; MACON, TN; MARION, AR; MASON, TN; MEMPHIS, TN; MILLINGTON, TN; MOSCOW, TN; MOUNT PLEASANT, MS; MUNFORD, TN; NESBIT, MS; OAKLAND, TN; OLIVE BRANCH, MS; POTTS CAMP, MS; PROCTOR, AR; RED BANKS, MS; ROBINSONVILLE, MS; ROSSVILLE, TN; SARAH, MS; SENATOBIA, MS; SLEDGE, MS; SOMERVILLE, TN; SOUTHAVEN, MS; STANTON, TN; TIPTON, TN; TUNICA, MS; TURRELL, AR; TYRONZA, AR; VICTORIA, MS; WALLS, MS; WATERFORD, MS; WEST MEMPHIS, AR; WHITEVILLE, TN; WILLISTON, TN; WILSON, AR

Economics:

| Indiv Tax Returns | Cum Indiv Income | Co Tax Returns | Cum Co Income |
|-------------------|------------------|----------------|---------------|
| 753610 | 42333915000 | 25340 | 1667221000 |

Entity Counts:

| Org Type | Count |
|----------|-------|
| Company | 191 |
| HigherEd | 6 |

191 IP-based companies out of 25340 business tax returns = 0.75% in IP company density.

| Year | Est Population | Inventors | Inv / 1000 | Patents | Local Cos | Art Classes |
|------|----------------|-----------|------------|---------|-----------|-------------|
| 2005 | | 172 | | 127 | 27 | 54 |
| 2006 | | 242 | | 189 | 36 | 73 |
| 2007 | | 269 | | 198 | 28 | 72 |
| 2008 | | 182 | | 151 | 28 | 63 |
| 2009 | | 291 | | 226 | 31 | 69 |
| 2010 | 1324829 | 383 | 0.29 | 356 | 44 | 91 |
| 2011 | 1332790 | 418 | 0.31 | 366 | 40 | 80 |
| 2012 | 1340755 | 423 | 0.32 | 371 | 41 | 79 |
| 2013 | 1341710 | 456 | 0.34 | 369 | 34 | 89 |
| 2014 | 1343230 | 460 | 0.34 | 362 | 50 | 97 |

| Inventors | Patents |
|--------------|---------|
| Totals: 1801 | 2715 |

Top 25 Art Classes:

| Art Class (code) | Patents | % this metro | % top 250 |
|---|---------|--------------|-----------|
| Surgery... (606) | 673 | 24.8% | 5.1% |
| Prosthesis (i.e., artificial body members), parts ... (623) | 362 | 13.3% | 5.8% |
| Drug, bio-affecting and body treating compositions... (424) | 145 | 5.3% | 1% |
| Drug, bio-affecting and body treating compositions... (514) | 119 | 4.4% | 0.5% |
| Electricity: conductors and insulators... (174) | 97 | 3.6% | 3.3% |
| Surgery... (600) | 78 | 2.9% | 0.7% |
| Multicellular living organisms and unmodified part... (800) | 77 | 2.8% | 1.3% |
| Data processing: financial, business practice, man... (705) | 54 | 2% | 0.2% |

| | | | |
|---|----|------|------|
| Chemistry: molecular biology and microbiology... (435) | 53 | 2% | 0.3% |
| Electrical connectors... (439) | 47 | 1.7% | 0.7% |
| Surgery... (604) | 41 | 1.5% | 0.5% |
| Communications: electrical... (340) | 31 | 1.1% | 0.3% |
| Illumination... (362) | 29 | 1.1% | 0.6% |
| Paper making and fiber liberation... (162) | 25 | 0.9% | 2% |
| Registers... (235) | 24 | 0.9% | 0.4% |
| Stock material or miscellaneous articles... (428) | 22 | 0.8% | 0.3% |
| Envelopes, wrappers, and paperboard boxes... (229) | 18 | 0.7% | 2.8% |
| Fluid reaction surfaces (i.e., impellers)... (416) | 18 | 0.7% | 1% |
| Supports... (248) | 17 | 0.6% | 0.6% |
| Surgery... (128) | 17 | 0.6% | 0.6% |
| Data processing: vehicles, navigation, and relativ... (701) | 16 | 0.6% | 0.2% |
| Liquid purification or separation... (210) | 16 | 0.6% | 0.3% |
| Organic compounds -- part of the class 532-570 ser... (536) | 15 | 0.6% | 0.4% |
| Plant protecting and regulating compositions... (504) | 15 | 0.6% | 3.4% |
| Electrical computers and digital processing system... (709) | 14 | 0.5% | 0.1% |

Patents (by local inventors) assigned to local companies (top 25 or less):
 NOTE: this company count is likely less than the total company account above
 because the above count includes local companies with non-local inventors.

| Company Name | Patents |
|---|---------|
| Smith & Nephew, Inc. | 175 |
| Hunter Fan Company | 120 |
| Wright Medical Technology, Inc. | 64 |
| St. Jude Children's Research Hospital | 52 |
| International Paper Company | 34 |
| MSD Consumer Care, Inc. | 28 |
| Buckman Laboratories International, Inc. | 26 |
| Schering-Plough HealthCare Products, Inc. | 25 |
| Federal Express Corporation | 16 |
| GTx, Inc. | 12 |
| Buckeye Technologies Inc. | 11 |
| Clarity Corporation | 11 |
| FedEx Corporate Services, Inc. | 11 |
| MRI Interventions, Inc. | 9 |
| Avery Outdoors, Inc. | 8 |
| The University of Memphis Research Foundation | 8 |
| University of Memphis Research Foundation | 8 |
| IPS Corporation | 7 |
| Palm Coast Imports, LLC | 7 |
| Plexus Biomedical, Inc. | 7 |
| St. Jude Children's Research Hospital, Inc. | 6 |
| Mueller Industries, Inc. | 5 |
| PowerTech, Inc. | 5 |
| Schering-Plough Healthcare Products Inc. | 5 |
| The University of Tennessee Research Foundation | 5 |

Top 25 (or less) local inventors:

| Inventor | Company | Patents |
|--------------------|---|---------|
| William F. McKay | Warsaw Orthopedic, Inc. | 103 |
| Hai H. Trieu | Warsaw Orthopedic, Inc. | 73 |
| Cong Thanh Dinh | Thomas & Betts International, Inc. | 61 |
| Eric C. Lange | Warsaw Orthopedic, Inc. | 43 |
| Mark J. Hood | Pioneer Hi-Bred International, Inc. | 40 |
| Mark R. Drane | Thomas & Betts International, Inc. | 37 |
| Duane D. Miller | University of Tennessee Research Foundation | 36 |
| Kevin T. Foley | Warsaw Orthopedic, Inc. | 32 |
| Anthony J. Melkent | Warsaw Orthopedic, Inc. | 30 |

| | | |
|------------------------|------------------------------------|----|
| Michael C. Sherman | Warsaw Orthopedic, Inc. | 30 |
| Thomas Carls | Warsaw Orthopedic, Inc. | 29 |
| Jeff R. Justis | Warsaw Orthopedic, Inc. | 28 |
| Roy Lim | Warsaw Orthopedic, Inc. | 27 |
| Susan J. Drapeau | Warsaw Orthopedic, Inc. | 27 |
| Kent M. Anderson | Warsaw Orthopedic, Inc. | 25 |
| Aurelien Bruneau | Warsaw Orthopedic, Inc. | 24 |
| Joey D. Magno, Jr. | Thomas & Betts International, Inc. | 23 |
| Keith E. Miller | Warsaw Orthopedic, Inc. | 22 |
| Christophe Badarello | Hunter Fan Company | 20 |
| Matthew M. Morrison | Warsaw Orthopedic, Inc. | 19 |
| Robert F. Snapp | United States Postal Service | 19 |
| James D. Wilson | United States Postal Service | 18 |
| Jeffrey L. Scifert | Warsaw Orthopedic, Inc. | 18 |
| David C. Kelman | Smith & Nephew, Inc. | 17 |
| Glennbruce S. Campbell | Hunter Fan Company | 17 |

> MERCED, CA [32900]

List of 23 included communities:

ATWATER, CA; BALLICO, CA; CHOWCHILLA, CA; CRESSEY, CA; DELHI, CA; DENAIR, CA; DOS PALOS, CA; EL NIDO, CA; FIREBAUGH, CA; GUSTINE, CA; HILMAR, CA; LE GRAND, CA; LIVINGSTON, CA; LOS BANOS, CA; MERCED, CA; NEWMAN, CA; PLANADA, CA; SANTA RITA PARK, CA; SNELLING, CA; SOUTH DOS PALOS, CA; STEVINSON, CA; TURLOCK, CA; WINTON, CA

Economics:

| Indiv Tax Returns | Cum Indiv Income | Co Tax Returns | Cum Co Income |
|-------------------|------------------|----------------|---------------|
| 127470 | 5580355000 | 3390 | 202493000 |

Entity Counts:

| Org Type | Count |
|----------|-------|
| Company | 13 |

13 IP-based companies out of 3390 business tax returns = 0.38% in IP company density.

| Year | Est Population | Inventors | Inv / 1000 | Patents | Local Cos | Art Classes |
|------|----------------|-----------|------------|---------|-----------|-------------|
| 2005 | | 20 | | 22 | 2 | 21 |
| 2006 | | 17 | | 20 | 2 | 15 |
| 2007 | | 14 | | 13 | 1 | 13 |
| 2008 | | 13 | | 12 | 1 | 12 |
| 2009 | | 13 | | 12 | 2 | 10 |
| 2010 | 255793 | 12 | 0.05 | 13 | 1 | 11 |
| 2012 | 261783 | 20 | 0.08 | 28 | 3 | 19 |
| 2013 | 263481 | 23 | 0.09 | 34 | 4 | 19 |
| 2014 | 266353 | 32 | 0.12 | 46 | 2 | 25 |

| | Inventors | Patents |
|---------|-----------|---------|
| Totals: | 125 | 226 |

Top 25 Art Classes:

| Art Class (code) | Patents | % this metro | % top 250 |
|---|---------|--------------|-----------|
| Surgery... (600) | 29 | 12.8% | 0.3% |
| Error detection/correction and fault detection/rec... (714) | 12 | 5.3% | 0.1% |
| Drug, bio-affecting and body treating compositions... (424) | 10 | 4.4% | 0.1% |
| Liquid purification or separation... (210) | 10 | 4.4% | 0.2% |
| Ships... (114) | 7 | 3.1% | 0.5% |
| Communications: electrical... (340) | 6 | 2.7% | 0.1% |
| Data processing: financial, business practice, man... (705) | 6 | 2.7% | 0% |
| Surgery... (128) | 6 | 2.7% | 0.2% |
| Chemistry: fertilizers... (71) | 5 | 2.2% | 1.7% |
| Electrical computers and digital processing system... (709) | 5 | 2.2% | 0% |
| Food or edible material: processes, compositions, ... (426) | 5 | 2.2% | 0.3% |
| Optical: systems and elements... (359) | 5 | 2.2% | 0.1% |
| Prosthesis (i.e., artificial body members), parts ... (623) | 5 | 2.2% | 0.1% |
| Plant husbandry... (47) | 4 | 1.8% | 0.5% |
| Semiconductor device manufacturing: process... (438) | 4 | 1.8% | 0% |
| Butchering... (452) | 3 | 1.3% | 0.8% |
| Data processing: vehicles, navigation, and relativ... (701) | 3 | 1.3% | 0% |

| | | | |
|---|---|------|------|
| Electrical computers and digital processing system... (711) | 3 | 1.3% | 0% |
| Fuel and related compositions... (44) | 3 | 1.3% | 1.4% |
| Stoves and furnaces... (126) | 3 | 1.3% | 0.4% |
| Animal husbandry... (119) | 2 | 0.9% | 0.1% |
| Dentistry... (433) | 2 | 0.9% | 0.2% |
| Deposit and collection receptacles... (232) | 2 | 0.9% | 1% |
| Electrical audio signal processing systems and dev... (381) | 2 | 0.9% | 0.1% |
| Electrical computers and digital data processing s... (710) | 2 | 0.9% | 0% |

Patents (by local inventors) assigned to local companies (top 25 or less):
 NOTE: this company count is likely less than the total company account above because the above count includes local companies with non-local inventors.

| Company Name | Patents |
|--------------------------------|---------|
| Volk Enterprises, Inc. | 8 |
| Malibu Boats, LLC | 7 |
| Malibu Boats LLC | 5 |
| MB SPORTS | 2 |
| Thompson Laser Company, LLC | 1 |
| This Town, LLC | 1 |
| RTG Scientific, Inc. | 1 |
| Nspired Ideas | 1 |
| Hilmar Cheese Company | 1 |
| Fineline Industries, Inc. | 1 |
| Enviro World Technologies, Inc | 1 |
| Enviro World Systems, Inc. | 1 |
| CMA Livestock | 1 |
| Carbon Labs, Inc. | 1 |

Top 25 (or less) local inventors:

| Inventor | Company | Patents |
|-------------------------------|--|---------|
| Clark R. Baker, Jr. | Covidien LP | 21 |
| Clark R. Baker, Jr. | Nellcor Puritan Bennett LLC | 15 |
| Lingqi Zeng | SK hynix memory solutions inc. | 14 |
| Michael D. Clausen | Parker-Hannifin Corporation | 6 |
| Daniel Gasper | Malibu Boats, LLC | 5 |
| Henry Bourang | Advanced Bifurcation Systems, Inc. | 5 |
| Roland Winston | The Regents of the University of California | 5 |
| Yun-chian Cheng | Trend Micro Incorporated | 5 |
| Dave Stephens | Oracle International Corporation | 4 |
| James A. Gilliam | NeoPhotonics Corporation | 4 |
| Mark R. Martinez | Milwaukee Electric Tool Corporation | 4 |
| Meng-Lin Tsao | The Scripps Research Institute | 4 |
| Weiya Zhang | The Regents of the University of California | 4 |
| Bill Beane | Integrated Device Technology, Inc. | 3 |
| Daniel Lee Gasper | Malibu Boats LLC | 3 |
| Gary M. Thompson | Volk Enterprises, Inc. | 3 |
| Joel Allen | Milwaukee Electric Tool Corporation | 3 |
| Michael D. Clausen | Parker Intangibles LLC | 3 |
| Neill Thornton | Fairchild Semiconductor Corporation | 3 |
| Ricky L. Falkenberg | Scientific Food Solutions, LLC | 3 |
| Steven J. Volk | Volk Enterprises, Inc. | 3 |
| Alan Waterman | TiVo Inc. | 2 |
| Bradley Frederick Baumgartner | Hitachi Global Storage Technologies Netherlands B. | 2 |
| Daniel Lee Gasper | Malibu Boats, LLC | 2 |
| Dimitar Gargov | Metrotech Corporation Inc. | 2 |

> MIAMI-FORT LAUDERDALE-POMPANO BEACH, FL [33100]

List of 40 included communities:

BELLE GLADE, FL; BOCA RATON, FL; BOYNTON BEACH, FL; CANAL POINT, FL; CLEWISTON, FL; COCONUT CREEK, FL; CORAL GABLES, FL; CORAL SPRINGS, FL; DANIA, FL; DEERFIELD BEACH, FL; DELRAY BEACH, FL; FORT LAUDERDALE, FL; GREENACRES, FL; HALLANDALE, FL; HIALEAH, FL; HOLLYWOOD, FL; HOMESTEAD, FL; JUPITER, FL; KEY BISCAYNE, FL; LAKE HARBOR, FL; LAKE WORTH, FL; LOXAHATCHEE, FL; MARGATE, FL; MIAMI BEACH, FL; MIAMI GARDENS, FL; MIAMI, FL; NORTH MIAMI BEACH, FL; NORTH PALM BEACH, FL; OCHOPEE, FL; OPA LOCKA, FL; PAHOKEE, FL; PALM BEACH GARDENS, FL; PALM BEACH, FL; PEMBROKE PINES, FL; PLANTATION, FL; POMPANO BEACH, FL; ROYAL PALM BEACH, FL; SOUTH BAY, FL; WELLINGTON, FL; WEST PALM BEACH, FL

Economics:

| Indiv Tax Returns | Cum Indiv Income | Co Tax Returns | Cum Co Income |
|-------------------|------------------|----------------|---------------|
| 2794760 | 178516686000 | 256250 | 6156297000 |

Entity Counts:

| Org Type | Count |
|------------|-------|
| Company | 1309 |
| Foundation | 1 |
| HigherEd | 13 |

1309 IP-based companies out of 256250 business tax returns = 0.51% in IP company density.

| Year | Est Population | Inventors | Inv / 1000 | Patents | Local Cos | Art Classes |
|------|----------------|-----------|------------|---------|-----------|-------------|
| 2005 | | 803 | | 673 | 135 | 205 |
| 2006 | | 949 | | 825 | 163 | 204 |
| 2007 | | 871 | | 765 | 146 | 200 |
| 2008 | | 812 | | 680 | 123 | 197 |
| 2009 | | 837 | | 733 | 143 | 198 |
| 2010 | 5564635 | 989 | 0.18 | 965 | 190 | 218 |
| 2011 | 5706892 | 1138 | 0.2 | 1066 | 204 | 240 |
| 2012 | 5789346 | 1277 | 0.22 | 1249 | 223 | 230 |
| 2013 | 5863458 | 1382 | 0.24 | 1350 | 257 | 228 |
| 2014 | 5929819 | 1545 | 0.26 | 1473 | 298 | 249 |

| Inventors | Patents |
|--------------|---------|
| Totals: 6576 | 9779 |

Top 25 Art Classes:

| Art Class (code) | Patents | % this metro | % top 250 |
|---|---------|--------------|-----------|
| Telecommunications... (455) | 435 | 4.4% | 1.9% |
| Data processing: financial, business practice, man... (705) | 420 | 4.3% | 1.9% |
| Surgery... (606) | 383 | 3.9% | 2.9% |
| Communications: electrical... (340) | 323 | 3.3% | 2.7% |
| Electrical computers and digital processing system... (709) | 286 | 2.9% | 1.1% |
| Data processing: speech signal processing, linguis... (704) | 273 | 2.8% | 5.3% |
| Multiplex communications... (370) | 221 | 2.3% | 0.7% |
| Drug, bio-affecting and body treating compositions... (424) | 215 | 2.2% | 1.4% |
| Telephonic communications... (379) | 198 | 2% | 2.7% |
| Prosthesis (i.e., artificial body members), parts ... (623) | 172 | 1.8% | 2.8% |
| Surgery... (600) | 168 | 1.7% | 1.5% |

| | | | |
|---|-----|------|------|
| Data processing: database and file management or d... (707) | 164 | 1.7% | 0.7% |
| Registers... (235) | 155 | 1.6% | 2.5% |
| Drug, bio-affecting and body treating compositions... (514) | 146 | 1.5% | 0.6% |
| Surgery: light, thermal, and electrical applicatio... (607) | 133 | 1.4% | 1.8% |
| Surgery... (604) | 131 | 1.3% | 1.4% |
| Data processing: vehicles, navigation, and relativ... (701) | 125 | 1.3% | 1.4% |
| Rotary kinetic fluid motors or pumps... (415) | 117 | 1.2% | 5.5% |
| Fluid reaction surfaces (i.e., impellers)... (416) | 107 | 1.1% | 5.7% |
| Pulse or digital communications... (375) | 107 | 1.1% | 0.8% |
| Chemistry: molecular biology and microbiology... (435) | 100 | 1% | 0.6% |
| Image analysis... (382) | 98 | 1% | 0.7% |
| Electrical connectors... (439) | 97 | 1% | 1.4% |
| Computer graphics processing and selective visual ... (345) | 96 | 1% | 0.8% |
| Illumination... (362) | 91 | 0.9% | 1.8% |

Patents (by local inventors) assigned to local companies (top 25 or less):
 NOTE: this company count is likely less than the total company account above
 because the above count includes local companies with non-local inventors.

| Company Name | Patents |
|--|---------|
| Sunbeam Products, Inc. | 202 |
| Florida Turbine Technologies, Inc. | 186 |
| Certusview Technologies, LLC | 131 |
| IBT Holdings, LLC | 108 |
| Citrix Systems, Inc. | 88 |
| University of Miami | 73 |
| Sensormatic Electronics, LLC | 69 |
| Sensormatic Electronics Corporation | 67 |
| Intec, Inc. | 58 |
| Siemens Communications, Inc. | 55 |
| Biomet 3i, LLC | 52 |
| OpenPeak Inc. | 46 |
| Rally Manufacturing, Inc. | 42 |
| Personics Holdings Inc. | 35 |
| Invicta Watch Company of America, Inc. | 33 |
| CuRNA, Inc. | 30 |
| Graphic Security Systems Corporation | 26 |
| Atlas Spine, Inc. | 25 |
| Syntheon, LLC | 25 |
| Noven Pharmaceuticals, Inc. | 24 |
| Vector Products, Inc. | 24 |
| NaviSense | 22 |
| Signature Systems LLC | 22 |
| Power Systems Mfg., LLC | 21 |
| Deco Lav, Inc. | 20 |

Top 25 (or less) local inventors:

| Inventor | Company | Patents |
|-------------------|---|---------|
| Curtis Chambers | Certusview Technologies, LLC | 122 |
| Michael Krieger | Vector Products, Inc. | 104 |
| Victor S. Moore | International Business Machines Corporation | 104 |
| Peeyush Jaiswal | International Business Machines Corporation | 101 |
| Thomas E. Creamer | International Business Machines Corporation | 99 |
| Jeffrey Farr | Certusview Technologies, LLC | 97 |
| Glenn Robinson | IBT Holdings, LLC | 86 |
| Augusto Picozza | Sunbeam Products, Inc. | 85 |
| Steven Nielsen | Certusview Technologies, LLC | 71 |
| Kevin Ellsworth | Vector Products, Inc. | 66 |
| Marc Iacovelli | Intec, Inc. | 58 |
| Saied Hussaini | Intec, Inc. | 58 |

| | | |
|-----------------------|--|----|
| Wendi L. Nusbickel | International Business Machines Corporation | 48 |
| Charles W. Cross, Jr. | Nuance Communications, Inc. | 43 |
| David S. Breed | Intelligent Technologies International, Inc. | 43 |
| David S. Breed | Automotive Technologies International, Inc. | 41 |
| Saied Hussaini | Rally Manufacturing, Inc. | 38 |
| Jack E. Caveney | Panduit Corp. | 37 |
| Marc Iacovelli | Rally Manufacturing, Inc. | 37 |
| Eyal Lalo | Invicta Watch Company of America, Inc. | 33 |
| David Jaramillo | International Business Machines Corporation | 31 |
| Joseph C. Salamone | Bausch & Lomb Incorporated | 31 |
| Kevin W. Smith | Ethicon Endo-Surgery, Inc. | 31 |
| Steven E. Nielsen | Certusview Technologies, LLC | 31 |
| Michael Garcia | IBT Holdings, LLC | 30 |

> MIDLAND, TX [33260]

List of 5 included communities:

GARDENDALE, TX; MIDKIFF, TX; MIDLAND, TX; ODESSA, TX; STANTON, TX

Economics:

| Indiv Tax Returns | Cum Indiv Income | Co Tax Returns | Cum Co Income |
|-------------------|------------------|----------------|---------------|
| 77350 | 7603588000 | 5090 | 253666000 |

Entity Counts:

| Org Type | Count |
|----------|-------|
| Company | 47 |

47 IP-based companies out of 5090 business tax returns = 0.92% in IP company density.

| Year | Est Population | Inventors | Inv / 1000 | Patents | Local Cos | Art Classes |
|------|----------------|-----------|------------|---------|-----------|-------------|
| 2005 | | 26 | | 23 | 6 | 14 |
| 2006 | | 29 | | 28 | 1 | 21 |
| 2007 | | 36 | | 33 | 5 | 19 |
| 2008 | | 20 | | 23 | 7 | 13 |
| 2009 | | 36 | | 38 | 9 | 22 |
| 2010 | 141671 | 40 | 0.28 | 40 | 10 | 24 |
| 2011 | 144996 | 48 | 0.33 | 41 | 3 | 24 |
| 2012 | 152092 | 35 | 0.23 | 24 | 5 | 17 |
| 2013 | 157240 | 40 | 0.25 | 50 | 7 | 30 |
| 2014 | 161290 | 68 | 0.42 | 66 | 11 | 33 |

| Inventors | Patents |
|-------------|---------|
| Totals: 244 | 366 |

Top 25 Art Classes:

| Art Class (code) | Patents | % this metro | % top 250 |
|---|---------|--------------|-----------|
| Wells... (166) | 76 | 20.8% | 1.3% |
| Data processing: measuring, calibrating, or testin... (702) | 26 | 7.1% | 0.3% |
| Boring or penetrating the earth... (175) | 18 | 4.9% | 0.9% |
| Communications: electrical... (340) | 11 | 3% | 0.1% |
| Fluid handling... (137) | 9 | 2.5% | 0.3% |
| Surgery... (600) | 8 | 2.2% | 0.1% |
| Surgery... (606) | 7 | 1.9% | 0.1% |
| Earth boring, well treating, and oil field chemist... (507) | 6 | 1.6% | 0.8% |
| Pumps... (417) | 6 | 1.6% | 0.5% |
| Chemistry of hydrocarbon compounds... (585) | 5 | 1.4% | 0.3% |
| Hydraulic and earth engineering... (405) | 5 | 1.4% | 0.3% |
| Implements or apparatus for applying pushing or pu... (254) | 5 | 1.4% | 0.7% |
| Radiation imagery chemistry: process, composition,... (430) | 5 | 1.4% | 0.2% |
| Tools... (81) | 5 | 1.4% | 0.6% |
| Data processing: financial, business practice, man... (705) | 4 | 1.1% | 0% |
| Electrical audio signal processing systems and dev... (381) | 4 | 1.1% | 0.1% |
| Electricity: battery or capacitor charging or disc... (320) | 4 | 1.1% | 0.2% |
| Pipe joints or couplings... (285) | 4 | 1.1% | 0.4% |
| Road structure, process, or apparatus... (404) | 4 | 1.1% | 0.4% |

| | | | |
|--|---|------|------|
| Chemistry of inorganic compounds... (423) | 3 | 0.8% | 0.1% |
| Cleaning and liquid contact with solids... (134) | 3 | 0.8% | 0.2% |
| Dentistry... (433) | 3 | 0.8% | 0.3% |
| Electricity: electrical systems and devices... (361) | 3 | 0.8% | 0% |
| Electricity: motive power systems... (318) | 3 | 0.8% | 0.2% |
| Fluid sprinkling, spraying, and diffusing... (239) | 3 | 0.8% | 0.2% |

Patents (by local inventors) assigned to local companies (top 25 or less):
 NOTE: this company count is likely less than the total company account above because the above count includes local companies with non-local inventors.

| Company Name | Patents |
|--|---------|
| Ortloff Engineers, Ltd. | 20 |
| Selman and Associates, Ltd. | 19 |
| ACT Operating Company | 4 |
| Scapa Flow, LLC | 4 |
| Eckel Manufacturing Co., Inc. | 3 |
| Djax Corporation | 2 |
| McClinton Energy Group, LLC | 2 |
| Master Corporation | 2 |
| Eagle Rock Manufacturing, LLC | 2 |
| Peak Completion Technologies, Inc. | 2 |
| Spirit Global Energy Solutions, Inc. | 2 |
| Summit Downhole Dynamics, Ltd | 2 |
| Team CO2, Inc. | 2 |
| TitanLiner, Inc. | 2 |
| Tomcat USA, Inc. | 2 |
| Verticor, Ltd. | 2 |
| Paul Gibbs | 1 |
| Ortoff Engineers, Ltd. | 1 |
| Eagle Rock Manufacrutng, LLC | 1 |
| Ortloff Engineers, Ltd | 1 |
| Ordoff Engineers, Ltd. | 1 |
| Nestco LLC | 1 |
| MD Cowan, Inc. | 1 |
| Lateral Technologies International, L.L.C. | 1 |
| Key Energy Services, Inc. | 1 |

Top 25 (or less) local inventors:

| Inventor | Company | Patents |
|-------------------------|--------------------------------|---------|
| Hank M. Hudson | Ortloff Engineers, Ltd. | 21 |
| John D. Wilkinson | Ortloff Engineers, Ltd. | 21 |
| Frederic M. Newman | Key Energy Services, Inc. | 18 |
| Matthew J. Jennings | Selman and Associates, Ltd. | 18 |
| Thomas H. Selman | Selman and Associates, Ltd. | 18 |
| Joe T. Lynch | Ortloff Engineers, Ltd. | 11 |
| Hank M. Hudson | S.M.E. Products LP | 7 |
| Joe T. Lynch | S.M.E. Products LP | 7 |
| John D. Wilkinson | S.M.E. Products LP | 7 |
| Curtis Roys | Coltec Industrial Products LLC | 6 |
| Berton L. Vicars | Gardner Denver, Inc. | 5 |
| Jeffrey M. Wemmer | Best Made Designs, L.L.C. | 5 |
| Tony L. Martinez | Ortloff Engineers, Ltd. | 5 |
| John Dorman | Scapa Flow, LLC | 4 |
| L. Don Tyler | Ortloff Engineers, Ltd. | 4 |
| L. Don Tyler | S.M.E. Products LP | 4 |
| Marshall Charles Watson | ACT Operating Company | 4 |
| David Lord | Key Energy Services, LLC | 3 |
| Eric Prim | Pilot Energy Solutions, LLC | 3 |
| Frederic M. Newman | Key Energy Services, LLC | 3 |

| | | |
|-------------------|--|---|
| Hank M. Hudson | ElkCorp | 3 |
| John D. Wilkinson | ElkCorp | 3 |
| John Mason | Sabre Intellectual Property Holdings LLC | 3 |
| Blake Robin Cox | BJ Services Company | 2 |
| Brian A. Jennings | Selman and Associates, Ltd. | 2 |

> MILWAUKEE-WAUKESHA-WEST ALLIS, WI [33340]

List of 60 included communities:

ALLENTON, WI; BELGIUM, WI; BIG BEND, WI; BROOKFIELD, WI; BUTLER, WI; CAMPBELLSPORT, WI; CEDAR GROVE, WI; CEDARBURG, WI; COLGATE, WI; CUDAHY, WI; DELAFIELD, WI; DOUSMAN, WI; EAGLE, WI; ELM GROVE, WI; FRANKLIN, WI; FREDONIA, WI; GENESEE DEPOT, WI; GERMANTOWN, WI; GRAFTON, WI; GREENDALE, WI; HALES CORNERS, WI; HARTFORD, WI; HARTLAND, WI; HUBERTUS, WI; IXONIA, WI; JACKSON, WI; KEWASKUM, WI; LANNON, WI; MENOMONEE FALLS, WI; MEQUON, WI; MERTON, WI; MILWAUKEE, WI; MUKWONAGO, WI; MUSKEGO, WI; NASHOTAH, WI; NEW BERLIN, WI; NEWBURG, WI; NORTH LAKE, WI; NORTH PRAIRIE, WI; OAK CREEK, WI; OCONOMOWOC, WI; OKAUCHEE, WI; PALMYRA, WI; PEWAUKEE, WI; PORT WASHINGTON, WI; RANDOM LAKE, WI; RICHFIELD, WI; SAINT FRANCIS, WI; SAUKVILLE, WI; SHEBOYGAN FALLS, WI; SLINGER, WI; SOUTH MILWAUKEE, WI; SULLIVAN, WI; SUSSEX, WI; THERESA, WI; THIENSVILLE, WI; WALES, WI; WATERFORD, WI; WAUKESHA, WI; WEST BEND, WI

Economics:

| Indiv Tax Returns | Cum Indiv Income | Co Tax Returns | Cum Co Income |
|-------------------|------------------|----------------|---------------|
| 894430 | 60216570000 | 43780 | 1570549000 |

Entity Counts:

| Org Type | Count |
|------------|-------|
| Company | 656 |
| Foundation | 8 |
| HigherEd | 5 |

656 IP-based companies out of 43780 business tax returns = 1.5% in IP company density.

| Year | Est Population | Inventors | Inv / 1000 | Patents | Local Cos | Art Classes |
|------|----------------|-----------|------------|---------|-----------|-------------|
| 2005 | | 724 | | 540 | 121 | 185 |
| 2006 | | 907 | | 675 | 137 | 192 |
| 2007 | | 799 | | 590 | 115 | 174 |
| 2008 | | 777 | | 557 | 111 | 171 |
| 2009 | | 818 | | 608 | 107 | 194 |
| 2010 | 1555908 | 984 | 0.63 | 742 | 137 | 203 |
| 2011 | 1561141 | 922 | 0.59 | 721 | 127 | 216 |
| 2012 | 1566755 | 972 | 0.62 | 740 | 141 | 221 |
| 2013 | 1570167 | 1105 | 0.7 | 830 | 134 | 220 |
| 2014 | 1572245 | 1100 | 0.7 | 880 | 152 | 238 |

| Inventors | Patents |
|--------------|---------|
| Totals: 5180 | 6883 |

Top 25 Art Classes:

| Art Class (code) | Patents | % this metro | % top 250 |
|---|---------|--------------|-----------|
| X-ray or gamma ray systems or devices... (378) | 431 | 6.3% | 17.4% |
| Image analysis... (382) | 273 | 4% | 2% |
| Surgery... (600) | 253 | 3.7% | 2.3% |
| Electricity: measuring and testing... (324) | 210 | 3.1% | 2.7% |
| Communications: electrical... (340) | 154 | 2.2% | 1.3% |
| Radiant energy... (250) | 145 | 2.1% | 1.7% |
| Internal-combustion engines... (123) | 128 | 1.9% | 2.8% |
| Electricity: electrical systems and devices... (361) | 126 | 1.8% | 1.5% |
| Data processing: generic control systems or specif... (700) | 123 | 1.8% | 2% |

| | | | |
|---|-----|------|------|
| Electricity: motive power systems... (318) | 115 | 1.7% | 6.3% |
| Data processing: financial, business practice, man... (705) | 114 | 1.7% | 0.5% |
| Dispensing... (222) | 93 | 1.4% | 4.4% |
| Illumination... (362) | 91 | 1.3% | 1.8% |
| Data processing: measuring, calibrating, or testin... (702) | 84 | 1.2% | 1% |
| Liquid purification or separation... (210) | 81 | 1.2% | 1.7% |
| Electrical connectors... (439) | 72 | 1% | 1.1% |
| Drug, bio-affecting and body treating compositions... (514) | 66 | 1% | 0.3% |
| Electricity: battery or capacitor charging or disc... (320) | 65 | 0.9% | 3.7% |
| Land vehicles... (280) | 65 | 0.9% | 1.2% |
| Computer graphics processing and selective visual ... (345) | 62 | 0.9% | 0.5% |
| Data processing: vehicles, navigation, and relativ... (701) | 62 | 0.9% | 0.7% |
| Surgery... (604) | 59 | 0.9% | 0.7% |
| Motor vehicles... (180) | 57 | 0.8% | 2.6% |
| Chemistry: electrical current producing apparatus,... (429) | 56 | 0.8% | 1.4% |
| Supports... (248) | 56 | 0.8% | 1.9% |

Patents (by local inventors) assigned to local companies (top 25 or less):
 NOTE: this company count is likely less than the total company account above
 because the above count includes local companies with non-local inventors.

| Company Name | Patents |
|---|---------|
| Milwaukee Electric Tool Corporation | 284 |
| Master Lock Company LLC | 189 |
| GE Medical Systems Global Technology Company, LLC | 132 |
| Broan-NuTone LLC | 66 |
| Harley-Davidson Motor Company Group, Inc. | 65 |
| Bradley Fixtures Corporation | 59 |
| Rite-Hite Holding Corporation | 58 |
| Brady Worldwide, Inc. | 52 |
| GE Medical Systems Information Technologies, Inc. | 43 |
| HUSCO International, Inc. | 41 |
| Pioneer Pet Products, LLC | 38 |
| Raffel Systems, LLC | 37 |
| U-Line Corporation | 37 |
| Master Lock Company | 36 |
| Actuant Corporation | 34 |
| Bemis Manufacturing Company | 33 |
| Gateway Plastics, Inc. | 30 |
| HellermannTyton Corporation | 29 |
| Harley-Davidson Motor Company Group, LLC | 28 |
| Caterpillar Global Mining LLC | 26 |
| Blanking Systems, Inc. | 24 |
| Curt G. Joa, Inc. | 23 |
| DCI Marketing, Inc. | 23 |
| Kenergy, Inc. | 23 |
| Badger Meter, Inc. | 22 |

Top 25 (or less) local inventors:

| Inventor | Company | Patents |
|--------------------|--|---------|
| Jiang Hsieh | General Electric Company | 96 |
| Gopal B. Avinash | General Electric Company | 53 |
| David M. Hoffman | General Electric Company | 42 |
| Jeffrey M. Zeiler | Milwaukee Electric Tool Corporation | 40 |
| John M. Lipscomb | Pioneer Pet Products, LLC | 38 |
| Sujeet Chand | Rockwell Automation Technologies, Inc. | 38 |
| Gary D. Meyer | Milwaukee Electric Tool Corporation | 35 |
| Saad Ahmed Sirohey | General Electric Company | 34 |
| Jay J. Rosenbecker | Milwaukee Electric Tool Corporation | 32 |
| Scott D. Bubnitz | Milwaukee Electric Tool Corporation | 32 |

| | | |
|------------------------|--|----|
| Mark A. Kubale | Milwaukee Electric Tool Corporation | 26 |
| Thomas S. Diss | Silgan Containers LLC | 26 |
| Abdelaziz Ikhlef | General Electric Company | 25 |
| Andrew J. Doberstein | U-Line Corporation | 25 |
| David D. Brandt | Rockwell Automation Technologies, Inc. | 25 |
| Dennis J. Grzybowski | Milwaukee Electric Tool Corporation | 25 |
| John K. Blomstrom | Kohler Co. | 25 |
| Thomas W. Rand | U-Line Corporation | 25 |
| William C. Vogel | Gateway Plastics, Inc. | 25 |
| James M. Piatt | Kohler Co. | 24 |
| Jean-Baptiste Thibault | General Electric Company | 24 |
| Patrick J. Radle | Actuant Corporation | 24 |
| Russel J. Kerkman | Rockwell Automation Technologies, Inc. | 24 |
| Thomas A. Helf | S.C. Johnson & Son, Inc. | 24 |
| Frank E. Oetlinger | Blanking Systems, Inc. | 23 |

> MINNEAPOLIS-ST. PAUL-BLOOMINGTON, MN-WI [33460]

List of 153 included communities:

AFTON, MN; ALBERTVILLE, MN; ANDOVER, MN; ANNANDALE, MN; ANOKA, MN; ARKANSAW, WI; BALDWIN, WI; BAY CITY, WI; BAYPORT, MN; BECKER, MN; BELDENVILLE, WI; BELLE PLAINE, MN; BETHEL, MN; BIG LAKE, MN; BRAHAM, MN; BUFFALO, MN; BURNSVILLE, MN; CAMBRIDGE, MN; CANNON FALLS, MN; CARVER, MN; CASTLE ROCK, MN; CEDAR, MN; CENTER CITY, MN; CHAMPLIN, MN; CHANHASSEN, MN; CHASKA, MN; CHISAGO CITY, MN; CIRCLE PINES, MN; CLEAR LAKE, MN; CLEAR LAKE, WI; CLEARWATER, MN; COKATO, MN; COLOGNE, MN; COTTAGE GROVE, MN; CRYSTAL BAY, MN; DALBO, MN; DAYTON, MN; DEER PARK, WI; DELANO, MN; DENNISON, MN; DOWNING, WI; EAST ELLSWORTH, WI; EDEN PRAIRIE, MN; ELK RIVER, MN; ELKO NEW MARKET, MN; ELLSWORTH, WI; ELMWOOD, WI; EXCELSIOR, MN; FARMINGTON, MN; FOLEY, MN; FOREST LAKE, MN; GLENWOOD CITY, WI; GRANDY, MN; GREEN ISLE, MN; HAGER CITY, WI; HAMBURG, MN; HAMEL, MN; HAMMOND, WI; HAMPTON, MN; HANOVER, MN; HARRIS, MN; HASTINGS, MN; HENDERSON, MN; HOPKINS, MN; HOULTON, WI; HOWARD LAKE, MN; HUDSON, WI; HUGO, MN; INVER GROVE HEIGHTS, MN; ISANTI, MN; JORDAN, MN; KNAPP, WI; LAKE ELMO, MN; LAKELAND, MN; LAKEVILLE, MN; LINDSTROM, MN; LONG LAKE, MN; LORETTO, MN; MAIDEN ROCK, WI; MAPLE LAKE, MN; MAPLE PLAIN, MN; MARINE ON SAINT CROIX, MN; MAYER, MN; MENDOTA, MN; MILACA, MN; MINNEAPOLIS, MN; MINNETONKA BEACH, MN; MINNETONKA, MN; MONTICELLO, MN; MONTROSE, MN; MOUND, MN; NAVARRE, MN; NEW GERMANY, MN; NEW PRAGUE, MN; NEW RICHMOND, WI; NEWPORT, MN; NORTH BRANCH, MN; NORTHFIELD, MN; NORWOOD YOUNG AMERICA, MN; NORWOOD, MN; OGILVIE, MN; OSCEOLA, WI; OSSEO, MN; PLUM CITY, WI; PRESCOTT, WI; PRINCETON, MN; PRIOR LAKE, MN; RANDOLPH, MN; RIVER FALLS, WI; ROBERTS, WI; ROCKFORD, MN; ROGERS, MN; ROSEMOUNT, MN; RUSH CITY, MN; SAINT BONIFACIUS, MN; SAINT CLOUD, MN; SAINT FRANCIS, MN; SAINT MICHAEL, MN; SAINT PAUL PARK, MN; SAINT PAUL, MN; SANTIAGO, MN; SAUK RAPIDS, MN; SAVAGE, MN; SCANDIA, MN; SHAFER, MN; SHAKOPEE, MN; SILVER CREEK, MN; SOMERSET, WI; SOUTH HAVEN, MN; SOUTH SAINT PAUL, MN; SPRING PARK, MN; SPRING VALLEY, WI; STACY, MN; STANCHFIELD, MN; STAR PRAIRIE, WI; STILLWATER, MN; STOCKHOLM, WI; TAYLORS FALLS, MN; VERMILLION, MN; VICTORIA, MN; WACONIA, MN; WATERTOWN, MN; WAVERLY, MN; WAYZATA, MN; WEBSTER, MN; WELCH, MN; WILLERNIE, MN; WILSON, WI; WINSTED, MN; WOODVILLE, WI; WYOMING, MN; YOUNG AMERICA, MN; ZIMMERMAN, MN

Economics:

| Indiv Tax Returns | Cum Indiv Income | Co Tax Returns | Cum Co Income |
|-------------------|------------------|----------------|---------------|
| 2128590 | 157349977000 | 142880 | 4249938000 |

Entity Counts:

| Org Type | Count |
|------------|-------|
| Company | 1264 |
| Foundation | 5 |
| HigherEd | 7 |

1264 IP-based companies out of 142880 business tax returns = 0.88% in IP company density.

| Year | Est Population | Inventors | Inv / 1000 | Patents | Local Cos | Art Classes |
|------|----------------|-----------|------------|---------|-----------|-------------|
| 2005 | | 1564 | | 1373 | 210 | 257 |
| 2006 | | 1862 | | 1696 | 244 | 276 |
| 2007 | | 1717 | | 1496 | 226 | 259 |
| 2008 | | 1700 | | 1472 | 227 | 267 |
| 2009 | | 1660 | | 1460 | 218 | 240 |
| 2010 | 3348859 | 2236 | 0.67 | 2095 | 280 | 276 |
| 2011 | 3389149 | 2441 | 0.72 | 2375 | 274 | 292 |
| 2012 | 3423070 | 2507 | 0.73 | 2384 | 271 | 282 |
| 2013 | 3461434 | 2966 | 0.86 | 2669 | 264 | 303 |
| 2014 | 3495176 | 3174 | 0.91 | 2889 | 308 | 302 |

| Inventors | Patents |
|---------------|---------|
| Totals: 11456 | 19909 |

Top 25 Art Classes:

| Art Class (code) | Patents | % this metro | % top 250 |
|---|---------|--------------|-----------|
| Surgery: light, thermal, and electrical applicatio... (607) | 1728 | 8.7% | 24% |
| Surgery... (600) | 830 | 4.2% | 7.4% |
| Surgery... (606) | 700 | 3.5% | 5.3% |
| Dynamic magnetic information storage or retrieval... (360) | 646 | 3.2% | 11.1% |
| Surgery... (604) | 623 | 3.1% | 6.9% |
| Optical waveguides... (385) | 471 | 2.4% | 7.1% |
| Stock material or miscellaneous articles... (428) | 416 | 2.1% | 5.1% |
| Prosthesis (i.e., artificial body members), parts ... (623) | 401 | 2% | 6.5% |
| Multiplex communications... (370) | 359 | 1.8% | 1.1% |
| Data processing: financial, business practice, man... (705) | 350 | 1.8% | 1.5% |
| Static information storage and retrieval... (365) | 281 | 1.4% | 3.1% |
| Communications: electrical... (340) | 269 | 1.4% | 2.3% |
| Data processing: database and file management or d... (707) | 235 | 1.2% | 1% |
| Drug, bio-affecting and body treating compositions... (424) | 220 | 1.1% | 1.5% |
| Electricity: electrical systems and devices... (361) | 212 | 1.1% | 2.5% |
| Chemistry: molecular biology and microbiology... (435) | 207 | 1% | 1.2% |
| Active solid-state devices (e.g., transistors, sol... (257) | 190 | 1% | 1.1% |
| Liquid purification or separation... (210) | 183 | 0.9% | 3.8% |
| Data processing: measuring, calibrating, or testin... (702) | 178 | 0.9% | 2% |
| Electrical computers and digital processing system... (709) | 178 | 0.9% | 0.7% |
| Data processing: generic control systems or specif... (700) | 176 | 0.9% | 2.8% |
| Electrical computers and digital processing system... (711) | 176 | 0.9% | 1.6% |
| Electrical connectors... (439) | 176 | 0.9% | 2.6% |
| Image analysis... (382) | 167 | 0.8% | 1.2% |
| Registers... (235) | 162 | 0.8% | 2.6% |

Patents (by local inventors) assigned to local companies (top 25 or less):

NOTE: this company count is likely less than the total company account above because the above count includes local companies with non-local inventors.

| Company Name | Patents |
|--|---------|
| Medtronic, Inc. | 1518 |
| Target Brands, Inc. | 772 |
| ADC Telecommunications, Inc. | 662 |
| 3M Innovative Properties Company | 353 |
| Rosemount Inc. | 252 |
| Donaldson Company, Inc. | 243 |
| Anchor Wall Systems, Inc. | 168 |
| AMS Research Corporation | 167 |
| Regents of the University of Minnesota | 157 |
| Starkey Laboratories, Inc. | 116 |
| General Mills, Inc. | 108 |
| Graco Minnesota Inc. | 103 |
| Rosemount Aerospace Inc. | 98 |
| Cargill, Incorporated | 84 |
| Stratasys, Inc. | 84 |
| Ecolab USA Inc. | 82 |
| Thermo King Corporation | 64 |
| SurModics, Inc. | 62 |
| Caterpillar Paving Products Inc. | 56 |
| Zimmer Spine, Inc. | 56 |
| Cardiac Pacemakers, Inc. | 51 |
| Arizant Healthcare Inc. | 50 |
| Tennant Company | 49 |
| Acist Medical Systems, Inc. | 45 |
| Entegris, Inc. | 45 |

Top 25 (or less) local inventors:

| Inventor | Company | Patents |
|------------------------|--|---------|
| Jay J. Johnson | Anchor Wall Systems, Inc. | 104 |
| Andrew P. Kramer | Cardiac Pacemakers, Inc. | 96 |
| Jimmie L. Mugge | Anchor Wall Systems, Inc. | 92 |
| Haiwen Xi | Seagate Technology LLC | 87 |
| Yiran Chen | Seagate Technology LLC | 80 |
| Kevin M. Lewandowski | 3M Innovative Properties Company | 70 |
| Gerrard M. Carlson | Cardiac Pacemakers, Inc. | 68 |
| Kaizhong Gao | Seagate Technology LLC | 68 |
| Hai Li | Seagate Technology LLC | 67 |
| George G. I. Moore | 3M Innovative Properties Company | 63 |
| M'hamed Anis Khemakhem | ADC Telecommunications, Inc. | 58 |
| James O. Gilkerson | Cardiac Pacemakers, Inc. | 56 |
| Xiaobin Wang | Seagate Technology LLC | 56 |
| Steven C. Zimmel | ADC Telecommunications, Inc. | 52 |
| Trevor D. Smith | ADC Telecommunications, Inc. | 52 |
| Brant U. Kolb | 3M Innovative Properties Company | 50 |
| John A. Wheatley | 3M Innovative Properties Company | 50 |
| Thomas P. Klun | 3M Innovative Properties Company | 50 |
| Jeffrey A. Von Arx | Cardiac Pacemakers, Inc. | 48 |
| Jeremy A. Clark | Target Brands, Inc. | 48 |
| Tracee Eidenschink | Boston Scientific Scimed, Inc. | 47 |
| Matthew H. Frey | 3M Innovative Properties Company | 46 |
| Saurav Paul | St. Jude Medical, Atrial Fibrillation Division, In | 44 |
| Michael A. Meis | 3M Innovative Properties Company | 43 |
| David D. Ward | Cisco Technology, Inc. | 42 |

> MOBILE, AL [33660]

List of 19 included communities:

AXIS, AL; BAYOU LA BATRE, AL; BUCKS, AL; CHUNCHULA, AL; CITRONELLE, AL; CODEN, AL; CREOLA, AL; DAUPHIN ISLAND, AL; EIGHT MILE, AL; GRAND BAY, AL; IRVINGTON, AL; MOBILE, AL; MOUNT VERNON, AL; SAINT ELMO, AL; SARALAND, AL; SATSUMA, AL; SEMMES, AL; THEODORE, AL; WILMER, AL

Economics:

| Indiv Tax Returns | Cum Indiv Income | Co Tax Returns | Cum Co Income |
|-------------------|------------------|----------------|---------------|
| 172680 | 8242645000 | 6980 | 235537000 |

Entity Counts:

| Org Type | Count |
|------------|-------|
| Company | 27 |
| Foundation | 1 |
| HigherEd | 1 |

27 IP-based companies out of 6980 business tax returns = 0.39% in IP company density.

| Year | Est Population | Inventors | Inv / 1000 | Patents | Local Cos | Art Classes |
|------|----------------|-----------|------------|---------|-----------|-------------|
| 2005 | | 24 | | 23 | 4 | 22 |
| 2006 | | 43 | | 40 | 5 | 31 |
| 2007 | | 35 | | 37 | 2 | 32 |
| 2008 | | 22 | | 23 | 2 | 21 |
| 2009 | | 33 | | 34 | 3 | 28 |
| 2010 | 412992 | 37 | 0.09 | 36 | 4 | 25 |
| 2011 | 413154 | 23 | 0.06 | 23 | 1 | 20 |
| 2012 | 413955 | 33 | 0.08 | 35 | 7 | 23 |
| 2013 | 414560 | 50 | 0.12 | 50 | 7 | 35 |
| 2014 | 415123 | 35 | 0.08 | 31 | 5 | 25 |

| | Inventors | Patents |
|---------|-----------|---------|
| Totals: | 237 | 332 |

Top 25 Art Classes:

| Art Class (code) | Patents | % this metro | % top 250 |
|---|---------|--------------|-----------|
| Drug, bio-affecting and body treating compositions... (514) | 22 | 6.6% | 0.1% |
| Organic compounds -- part of the class 532-570 ser... (546) | 14 | 4.2% | 0.8% |
| Chemistry: molecular biology and microbiology... (435) | 10 | 3% | 0.1% |
| Chemistry of inorganic compounds... (423) | 10 | 3% | 0.4% |
| Organic compounds -- part of the class 532-570 ser... (536) | 9 | 2.7% | 0.3% |
| Liquid purification or separation... (210) | 7 | 2.1% | 0.1% |
| Chemistry of hydrocarbon compounds... (585) | 6 | 1.8% | 0.4% |
| Catalyst, solid sorbent, or support therefor: prod... (502) | 6 | 1.8% | 0.4% |
| Drug, bio-affecting and body treating compositions... (424) | 6 | 1.8% | 0% |
| Electrical computers and digital processing system... (709) | 6 | 1.8% | 0% |
| Electrophotography... (399) | 6 | 1.8% | 0.3% |
| Organic compounds -- part of the class 532-570 ser... (544) | 6 | 1.8% | 0.5% |
| Surgery: light, thermal, and electrical applicatio... (607) | 6 | 1.8% | 0.1% |
| Cleaning compositions for solid surfaces, auxiliar... (510) | 5 | 1.5% | 0.3% |
| Chemistry: natural resins or derivatives; peptides... (530) | 5 | 1.5% | 0.1% |

| | | | |
|---|---|------|------|
| Electrical connectors... (439) | 5 | 1.5% | 0.1% |
| Land vehicles... (280) | 5 | 1.5% | 0.1% |
| Manufacturing container or tube from paper; or oth... (493) | 5 | 1.5% | 0.8% |
| Organic compounds -- part of the class 532-570 ser... (548) | 5 | 1.5% | 0.4% |
| Refrigeration... (62) | 5 | 1.5% | 0.7% |
| Synthetic resins or natural rubbers -- part of the... (524) | 5 | 1.5% | 0.2% |
| Telephonic communications... (379) | 5 | 1.5% | 0.1% |
| Furnaces... (110) | 4 | 1.2% | 1.9% |
| Optics: eye examining, vision testing and correcti... (351) | 4 | 1.2% | 0.2% |
| Organic compounds -- part of the class 532-570 ser... (562) | 4 | 1.2% | 0.5% |

Patents (by local inventors) assigned to local companies (top 25 or less):
 NOTE: this company count is likely less than the total company account above
 because the above count includes local companies with non-local inventors.

| Company Name | Patents |
|---|---------|
| University of South Alabama | 11 |
| South Alabama Medical Science Foundation | 7 |
| PSI Sales, Inc. | 5 |
| Global Tel*Link Corporation | 4 |
| Innoflex Incorporated | 4 |
| Xante Corporation | 3 |
| Mitsubishi Polycrystalline Silicon America Corporation (MIPS | 3 |
| DocuSys, Inc. | 2 |
| Global Tel★Link Corporation | 2 |
| Green Intellectual Properties, LLC | 2 |
| TW Cryogenics LLC | 1 |
| Thermafreeze Products Corporation | 1 |
| Pilot Catastrophe Services, Inc. | 1 |
| Green Intectuac Properties | 1 |
| Mitsubishi Polycrystalline Silicon America Corporation (MIPSA | 1 |
| Mitchell Ellis Products, Inc. | 1 |
| Misubishi Polycrystalline Silicon America Corporation (MIPSA | 1 |
| Integrity Media, Inc. | 1 |
| Equity Investor Group LLC | 1 |
| Dr. Heal | 1 |
| DOC Sports, Inc. | 1 |
| DISINTERMEDIATION SERVICES, INC. | 1 |
| Centralite Systems, Inc. | 1 |
| Cawthon Enterprises, Inc. | 1 |
| Applied Pharmacy Services, Inc. | 1 |

Top 25 (or less) local inventors:

| Inventor | Company | Patents |
|----------------------|--|---------|
| Richard B. Rogers | Dow AgroSciences LLC | 12 |
| Mervin G. Wood | Ciba Specialty Chemicals Corporation | 10 |
| Robert Bickert | EBSCO Industries, Inc. | 9 |
| James H. Davis, Jr. | University of South Alabama | 7 |
| Ann M. Crespi | Medtronic, Inc. | 6 |
| Jack E. Hurst | UOP LLC | 6 |
| Michael R. Boyd | The United States of America as represented by the | 6 |
| Richard B. Rogers | Dow AgroSciences, LLC. | 6 |
| Thomas M. Reynolds | UOP LLC | 6 |
| Baron Morvant | West Corporation | 5 |
| Mervin Gale Wood | Ciba Specialty Chemicals Corporation | 5 |
| Van Woodham | PSI Sales, Inc. | 5 |
| Anthony Mangiaracina | Nextek Power Systems, Inc. | 4 |
| Ivan Keith Hall | Harsco Technologies Corporation | 4 |
| James W. Yeager | Innoflex Incorporated | 4 |
| Justin Charles Gish | Harsco Technologies Corporation | 4 |

| | | |
|-----------------------|--|---|
| Mervin G. Wood | Ciba Specialty Chemicals Corp. | 4 |
| Michael R. Boyd | The United States of America, as represented by th | 4 |
| Richard Brewer Rogers | Dow AgroSciences LLC | 4 |
| Brian Wilson | Global Tel*Link Corporation | 3 |
| Heather Hise | EBSCO Industries, Inc. | 3 |
| Jay Birch | Global Tel*Link Corporation | 3 |
| John T. Klein | Amtren Corporation | 3 |
| Joseph Anders | Global Tel*Link Corporation | 3 |
| Ken Salter | Global Tel*Link Corporation | 3 |

> MODESTO, CA [33700]

List of 22 included communities:

CERES, CA; CROWS LANDING, CA; DENAIR, CA; EMPIRE, CA; FARMINGTON, CA; GUSTINE, CA; HICKMAN, CA; HUGHSON, CA; KEYES, CA; LA GRANGE, CA; LIVERMORE, CA; MODESTO, CA; NEWMAN, CA; OAKDALE, CA; PATTERSON, CA; RIVERBANK, CA; SALIDA, CA; TRACY, CA; TURLOCK, CA; VERNALIS, CA; WATERFORD, CA; WESTLEY, CA

Economics:

| Indiv Tax Returns | Cum Indiv Income | Co Tax Returns | Cum Co Income |
|-------------------|------------------|----------------|---------------|
| 239220 | 13603097000 | 8980 | 523149000 |

Entity Counts:

| Org Type | Count |
|----------|-------|
| Company | 134 |
| HigherEd | 1 |

134 IP-based companies out of 8980 business tax returns = 1.49% in IP company density.

| Year | Est Population | Inventors | Inv / 1000 | Patents | Local Cos | Art Classes |
|------|----------------|-----------|------------|---------|-----------|-------------|
| 2005 | | 264 | | 293 | 18 | 111 |
| 2006 | | 323 | | 386 | 23 | 131 |
| 2007 | | 303 | | 345 | 24 | 116 |
| 2008 | | 307 | | 357 | 20 | 119 |
| 2009 | | 288 | | 346 | 20 | 116 |
| 2010 | 514453 | 343 | 0.67 | 479 | 32 | 131 |
| 2011 | 518270 | 387 | 0.75 | 532 | 26 | 139 |
| 2012 | 522134 | 383 | 0.73 | 599 | 24 | 142 |
| 2013 | 526286 | 467 | 0.89 | 663 | 35 | 150 |
| 2014 | 531997 | 549 | 1.03 | 772 | 30 | 139 |

| | Inventors | Patents |
|--------------|-----------|---------|
| Totals: 2023 | 4772 | |

Top 25 Art Classes:

| Art Class (code) | Patents | % this metro | % top 250 |
|---|---------|--------------|-----------|
| Multiplex communications... (370) | 198 | 4.1% | 0.6% |
| Optics: measuring and testing... (356) | 153 | 3.2% | 2.3% |
| Surgery... (606) | 131 | 2.7% | 1% |
| Electrical computers and digital processing system... (709) | 126 | 2.6% | 0.5% |
| Semiconductor device manufacturing: process... (438) | 123 | 2.6% | 0.6% |
| Surgery... (600) | 119 | 2.5% | 1.1% |
| Radiant energy... (250) | 118 | 2.5% | 1.4% |
| Chemical apparatus and process disinfecting, deodo... (422) | 111 | 2.3% | 2.6% |
| Active solid-state devices (e.g., transistors, sol... (257) | 109 | 2.3% | 0.6% |
| Data processing: database and file management or d... (707) | 106 | 2.2% | 0.5% |
| Surgery... (604) | 105 | 2.2% | 1.2% |
| Electricity: measuring and testing... (324) | 100 | 2.1% | 1.3% |
| Data processing: measuring, calibrating, or testin... (702) | 99 | 2.1% | 1.1% |
| Telecommunications... (455) | 94 | 2% | 0.4% |
| Chemistry: molecular biology and microbiology... (435) | 93 | 1.9% | 0.5% |
| Electrical computers and digital processing system... (711) | 74 | 1.6% | 0.7% |

| | | | |
|---|----|------|------|
| Chemistry: electrical and wave energy... (204) | 68 | 1.4% | 3.3% |
| Surgery: light, thermal, and electrical applicatio... (607) | 63 | 1.3% | 0.9% |
| Drug, bio-affecting and body treating compositions... (424) | 60 | 1.3% | 0.4% |
| Error detection/correction and fault detection/rec... (714) | 60 | 1.3% | 0.5% |
| Optical waveguides... (385) | 59 | 1.2% | 0.9% |
| Data processing: financial, business practice, man... (705) | 58 | 1.2% | 0.3% |
| Electricity: electrical systems and devices... (361) | 58 | 1.2% | 0.7% |
| Chemistry: electrical current producing apparatus,... (429) | 57 | 1.2% | 1.5% |
| Electrical computers and digital processing system... (713) | 56 | 1.2% | 0.5% |

Patents (by local inventors) assigned to local companies (top 25 or less):
 NOTE: this company count is likely less than the total company account above
 because the above count includes local companies with non-local inventors.

| Company Name | Patents |
|--|---------|
| Lawrence Livermore National Security, LLC | 335 |
| FormFactor, Inc. | 113 |
| Sandia Corporation | 52 |
| Sandia National Laboratories | 44 |
| Lawrence Livermore National Security, LLC. | 38 |
| Bridgelux, Inc. | 35 |
| Livermore Software Technology Corporation | 24 |
| UltraCell Corporation | 23 |
| Livermore Software Technology Corp. | 13 |
| Ana Semiconductor | 11 |
| 5.11 Inc. | 9 |
| Topcon Positioning Systems, Inc. | 8 |
| Volk Enterprises, Inc. | 8 |
| Enviro Tech Chemical Services, Inc. | 7 |
| NeuroPro Technologies, Inc. | 6 |
| Acumen Pharmaceuticals, Inc. | 3 |
| Allgress, Inc. | 3 |
| Lawrence Livermore National Security LLC | 3 |
| Maxout Renewables, Inc. | 3 |
| Sandia National Laboratories | 3 |
| Surtec, Inc. | 3 |
| Xtreme Energetics, Inc. | 3 |
| Yardstick Research, LLC | 3 |
| Aesthera | 2 |
| Applied Integrated Systems, Inc. | 2 |

Top 25 (or less) local inventors:

| Inventor | Company | Patents |
|---------------------|--------------------------------------|---------|
| Muriel Y. Ishikawa | The Invention Science Fund I, LLC | 271 |
| Victoria Y. H. Wood | The Invention Science Fund I, LLC | 179 |
| Lowell L. Wood, Jr. | The Invention Science Fund I, LLC | 123 |
| Adrian Buckley | Research In Motion Limited | 54 |
| Norman W. Finn | Cisco Technology, Inc. | 49 |
| Gaetan L. Mathieu | FormFactor, Inc. | 42 |
| Dennis Lockard | Bally Gaming, Inc. | 35 |
| Muriel Y. Ishikawa | Elwha LLC | 35 |
| Roderick A. Hyde | The Invention Science Fund I, LLC | 35 |
| Jon Opsal | Therma-Wave, Inc. | 34 |
| Matthew J. Everett | Carl Zeiss Meditec, Inc. | 34 |
| David Johnson | Lift-U, division of Hogan Mfg., Inc. | 31 |
| Roger W. Kilday | EMC Corporation | 29 |
| Yi Dong | Intematix Corporation | 28 |
| Eric D. Hobbs | FormFactor, Inc. | 27 |
| Lowell L. Wood, Jr. | Searete LLC | 25 |
| Eric DiStefano | Intel Corporation | 24 |

| | | |
|----------------------------|-------------------------|----|
| Fethi Dhaoui | Actel Corporation | 24 |
| Victoria Y. H. Wood | Elwha LLC | 24 |
| Douglas A. Buchberger, Jr. | Applied Materials, Inc. | 23 |
| Masud Beroz | Tessera, Inc. | 23 |
| Ian W. Kaye | UltraCell Corporation | 22 |
| Kannan Srinivasan | Dionex Corporation | 22 |
| Clark R. Baker, Jr. | Covidien LP | 21 |
| Roderick A. Hyde | Searete LLC | 20 |

> MONROE, LA [33740]

List of 19 included communities:

BASTROP, LA; BERNICE, LA; CALHOUN, LA; CHOUDRANT, LA; COLLINSTON, LA; COLUMBIA, LA; DOWNSVILLE, LA; DUBACH, LA; EROS, LA; FAIRBANKS, LA; FARMERVILLE, LA; JUNCTION CITY, AR; LILLIE, LA; MARION, LA; MONROE, LA; SPEARSVILLE, LA; STERLINGTON, LA; SWARTZ, LA; WEST MONROE, LA

Economics:

| Indiv Tax Returns | Cum Indiv Income | Co Tax Returns | Cum Co Income |
|-------------------|------------------|----------------|---------------|
| 94990 | 4769320000 | 5090 | 153073000 |

Entity Counts:

| Org Type | Count |
|----------|-------|
| Company | 8 |
| HigherEd | 2 |

8 IP-based companies out of 5090 business tax returns = 0.16% in IP company density.

| Year | Est Population | Inventors | Inv / 1000 | Patents | Local Cos | Art Classes |
|------|----------------|-----------|------------|---------|-----------|-------------|
| 2005 | | 12 | | 12 | 1 | 11 |
| 2006 | | 10 | | 9 | 1 | 9 |
| 2008 | | 13 | | 9 | 1 | 9 |
| 2010 | 176441 | 14 | 0.08 | 15 | 2 | 10 |
| 2012 | 177885 | 17 | 0.1 | 13 | 2 | 12 |
| 2013 | 178618 | 16 | 0.09 | 13 | 1 | 13 |
| 2014 | 178864 | 15 | 0.08 | 15 | 2 | 13 |

| | Inventors | Patents |
|---------|-----------|---------|
| Totals: | 82 | 106 |

Top 25 Art Classes:

| Art Class (code) | Patents | % this metro | % top 250 |
|---|---------|--------------|-----------|
| Data processing: financial, business practice, man... (705) | 6 | 5.7% | 0% |
| Envelopes, wrappers, and paperboard boxes... (229) | 5 | 4.7% | 0.8% |
| Dispensing... (222) | 5 | 4.7% | 0.2% |
| Boring or penetrating the earth... (175) | 4 | 3.8% | 0.2% |
| Receptacles... (220) | 4 | 3.8% | 0.2% |
| Special receptacle or package... (206) | 4 | 3.8% | 0.1% |
| Hydraulic and earth engineering... (405) | 3 | 2.8% | 0.2% |
| Drug, bio-affecting and body treating compositions... (514) | 3 | 2.8% | 0% |
| Drug, bio-affecting and body treating compositions... (424) | 3 | 2.8% | 0% |
| Electrical computers and digital processing system... (709) | 3 | 2.8% | 0% |
| Chemistry: fischer-tropsch processes; or purificat... (518) | 3 | 2.8% | 1.4% |
| Chemistry: analytical and immunological testing... (436) | 3 | 2.8% | 0.1% |
| Liquid purification and separation... (210) | 3 | 2.8% | 0.1% |
| Conveyors: fluid current... (406) | 2 | 1.9% | 0.3% |
| Games using tangible projectile... (473) | 2 | 1.9% | 0% |
| Fluid sprinkling, spraying, and diffusing... (239) | 2 | 1.9% | 0.1% |
| Fishing, trapping, and vermin destroying... (43) | 2 | 1.9% | 0.2% |
| Hazardous or toxic waste destruction or containmen... (588) | 2 | 1.9% | 1.1% |
| Land vehicles: bodies and tops... (296) | 2 | 1.9% | 0% |

| | | | |
|---|---|------|------|
| Manufacturing container or tube from paper; or oth... (493) | 2 | 1.9% | 0.3% |
| Optics: eye examining, vision testing and correcti... (351) | 2 | 1.9% | 0.1% |
| Pumps... (417) | 2 | 1.9% | 0.2% |
| Supports: racks... (211) | 2 | 1.9% | 0.2% |
| Surgery... (606) | 2 | 1.9% | 0% |
| Telephonic communications... (379) | 2 | 1.9% | 0% |

Patents (by local inventors) assigned to local companies (top 25 or less):
 NOTE: this company count is likely less than the total company account above because the above count includes local companies with non-local inventors.

| Company Name | Patents |
|---------------------------------------|---------|
| Luv n' care, Ltd. | 7 |
| University of Louisiana at Monroe | 2 |
| Huntwise, Inc. | 2 |
| WPS Industries, Inc. | 1 |
| Ducks, Ducks & More Ducks, LLC | 1 |
| Tri-State Trinity LLC | 1 |
| The University of Louisiana at Monroe | 1 |
| PGFX Patent Holdings, LLC | 1 |

Top 25 (or less) local inventors:

| Inventor | Company | Patents |
|----------------------|--|---------|
| Nouri E. Hakim | Luv n' care, Ltd. | 6 |
| Paul W. Sylvester | First Tech International Limited | 5 |
| Arthur Q. Villordon | Board of Supervisors of Louisiana State University | 4 |
| Esther J. Pigg | CheckFree Corporation | 4 |
| Michael L. Elford | CenturyLink Intellectual Property LLC | 4 |
| Richard Schuster | Graphic Packaging International, Inc. | 4 |
| Richard L. Schuster | Graphic Packaging International, Inc. | 3 |
| Ben Stroud | Network Foundation Technologies, LLC | 2 |
| Claude M. Crowe | Huntwise, Inc. | 2 |
| David Brin Tidwell | Andritz Inc. | 2 |
| David Hollis Gordy | Andritz Inc. | 2 |
| Fathy A. Behery | First Tech International Limited | 2 |
| Frank Valenzano | Illinois Tool Works Inc. | 2 |
| Girish Shah | University of Louisiana at Monroe | 2 |
| Henry H. Macler, II | AMMM Patent Holdings, LLC | 2 |
| Jackie W. Dunn | Graphic Packaging International, Inc. | 2 |
| Jerry W. Dukes | Johnson & Johnson Vision Care, Inc. | 2 |
| John McDonald | Louisiana Tech University Research Foundation; a d | 2 |
| Joseph Lee Wiley, II | NDCHealth Corporation | 2 |
| Joshua Brown | Louisiana Tech University Research Foundation; a d | 2 |
| Khalid A. El Sayed | First Tech International Limited | 2 |
| Michael Book | CenturyLink Intellectual Property LLC | 2 |
| Michael P. Stewart | Purdue Research Foundation | 2 |
| Michael Swanbom | Louisiana Tech University Research Foundation | 2 |
| Wayne Parks | WPS Industries, Inc. | 2 |

> MONTGOMERY, AL [33860]

List of 40 included communities:

ALEXANDER CITY, AL; AUTAUGAVILLE, AL; BILLINGSLEY, AL; BOOTH, AL; CECIL, AL; COOSADA, AL; DEATSVILLE, AL; ECLECTIC, AL; ELMORE, AL; EQUALITY, AL; FITZPATRICK, AL; FORT DEPOSIT, AL; GRADY, AL; GREENVILLE, AL; HAYNEVILLE, AL; HIGHLAND HOME, AL; HOPE HULL, AL; JONES, AL; KENT, AL; LAPINE, AL; LETOHATCHEE, AL; LOWNDESBORO, AL; MARBURY, AL; MATHEWS, AL; MILLBROOK, AL; MINTER, AL; MONTGOMERY, AL; MOUNT MEIGS, AL; PIKE ROAD, AL; PINE LEVEL, AL; PLANTERSVILLE, AL; PRATTVILLE, AL; RAMER, AL; SARDIS, AL; SELMA, AL; TALLASSEE, AL; TITUS, AL; TYLER, AL; VERBENA, AL; WETUMPKA, AL

Economics:

| Indiv Tax Returns | Cum Indiv Income | Co Tax Returns | Cum Co Income |
|-------------------|------------------|----------------|---------------|
| 219810 | 10895742000 | 7990 | 267088000 |

Entity Counts:

| Org Type | Count |
|----------|-------|
| Company | 32 |
| HigherEd | 1 |

32 IP-based companies out of 7990 business tax returns = 0.4% in IP company density.

| Year Est Population | Inventors | Inv / 1000 | Patents | Local Cos | Art Classes |
|---------------------|-----------|------------|---------|-----------|-------------|
| 2005 | 29 | | 24 | 4 | 19 |
| 2006 | 32 | | 26 | 6 | 19 |
| 2007 | 22 | | 15 | 7 | 12 |
| 2008 | 29 | | 18 | 2 | 14 |
| 2009 | 15 | | 15 | 4 | 11 |
| 2010 374536 | 30 | 0.08 | 20 | 5 | 16 |
| 2011 377960 | 23 | 0.06 | 12 | 1 | 11 |
| 2012 375874 | 23 | 0.06 | 18 | 2 | 16 |
| 2013 373945 | 44 | 0.12 | 32 | 3 | 23 |
| 2014 373141 | 42 | 0.11 | 30 | 6 | 20 |

| Inventors | Patents |
|-------------|---------|
| Totals: 195 | 210 |

Top 25 Art Classes:

| Art Class (code) | Patents | % this metro | % top 250 |
|---|---------|--------------|-----------|
| Liquid heaters and vaporizers... (122) | 21 | 10% | 8.4% |
| Communications: electrical... (340) | 15 | 7.1% | 0.1% |
| Drug, bio-affecting and body treating compositions... (424) | 10 | 4.8% | 0.1% |
| Data processing: financial, business practice, man... (705) | 10 | 4.8% | 0% |
| Chemistry: molecular biology and microbiology... (435) | 6 | 2.9% | 0% |
| Data processing: vehicles, navigation, and relativ... (701) | 5 | 2.4% | 0.1% |
| Electric resistance heating devices... (392) | 5 | 2.4% | 1.1% |
| Land vehicles: bodies and tops... (296) | 5 | 2.4% | 0.1% |
| Static structures (e.g., buildings)... (52) | 5 | 2.4% | 0.5% |
| Telecommunications... (455) | 5 | 2.4% | 0% |
| Data processing: measuring, calibrating, or testin... (702) | 4 | 1.9% | 0% |
| Organic compounds -- part of the class 532-570 ser... (556) | 4 | 1.9% | 0.8% |
| Registers... (235) | 4 | 1.9% | 0.1% |

| | | | |
|---|---|------|------|
| Supports... (248) | 4 | 1.9% | 0.1% |
| Woodworking... (144) | 4 | 1.9% | 1.4% |
| Electric lamp and discharge devices: systems... (315) | 3 | 1.4% | 0.1% |
| Conveyors: power-driven... (198) | 3 | 1.4% | 0.2% |
| Chairs and seats... (297) | 3 | 1.4% | 0.1% |
| Land vehicles... (280) | 3 | 1.4% | 0.1% |
| Multiplex communications... (370) | 3 | 1.4% | 0% |
| Synthetic resins or natural rubbers -- part of the... (528) | 3 | 1.4% | 0.2% |
| Bridges... (14) | 2 | 1% | 0.9% |
| Chemistry: electrical and wave energy... (204) | 2 | 1% | 0.1% |
| Electricity: conductors and insulators... (174) | 2 | 1% | 0.1% |
| Fishing, trapping, and vermin destroying... (43) | 2 | 1% | 0.2% |

Patents (by local inventors) assigned to local companies (top 25 or less):
 NOTE: this company count is likely less than the total company account above
 because the above count includes local companies with non-local inventors.

| Company Name | Patents |
|------------------------------------|---------|
| Neptune Technology Group, Inc. | 4 |
| Neptune Technology Group Inc. | 4 |
| Golden Rule Fasteners, Inc. | 4 |
| Dunamis, LLC | 4 |
| Alabama State University | 3 |
| Proethic Pharmaceuticals, Inc. | 3 |
| Pump-On LLC | 2 |
| Production Automation, Inc. | 2 |
| Trilogic Pharma LLC | 1 |
| ThermaMasters, LLC | 1 |
| Production Automation Inc. | 1 |
| Miltope Corporation | 1 |
| Knox Kershaw, Inc. | 1 |
| Knox Kershaw, Inc | 1 |
| Jay R. Smith Mfg. Co. | 1 |
| Jay R. Smith Manufacturing Company | 1 |
| innovate! Technologies Group, LLC | 1 |
| HardFlags, LLC | 1 |
| GovDeals.com, Inc. | 1 |
| Global Anti-Piracy Systems, Inc. | 1 |
| GKN Westland Aerospace, Inc. | 1 |
| Entec Stations, Inc. | 1 |
| E-Tech Corporation | 1 |
| Bush Hog, LLC | 1 |
| Bush Hog Inc. | 1 |

Top 25 (or less) local inventors:

| Inventor | Company | Patents |
|----------------------|--|---------|
| Jozef Boros | Rheem Manufacturing Company | 13 |
| Jim Allen | United Toll Systems, Inc. | 9 |
| Balaraju Banna | United Toll Systems, Inc. | 8 |
| Jacob A. Peart | Rheem Manufacturing Company | 7 |
| Fajie Sun | United Toll Systems, Inc. | 6 |
| Shyamnath Harinath | United Toll Systems, Inc. | 6 |
| Kenneth J. Hicks | Rheem Manufacturing Company | 5 |
| Raghavan Venugopal | United Toll Systems, Inc. | 5 |
| Sheng Zhong | United Toll Systems, Inc. | 5 |
| Brijesh Rai Chawla | United Toll Systems, Inc. | 4 |
| Bruce A. Hotton | The Water Heater Industry Joint Research and Devel | 4 |
| David Campbell McDow | Golden Rule Fasteners, Inc. | 4 |
| David L. Henderson | Rheem Manufacturing Company | 4 |
| John H. Scanlon | The Water Heater Industry Joint Research and Devel | 4 |

| | | |
|---------------------------|--|---|
| Prithviraj Chavan | Dunamis, LLC | 4 |
| Qian Zhang | Rheem Manufacturing Company | 4 |
| Sangmesh Reddy | United Toll Systems, Inc. | 4 |
| Tiegang Xie | United Toll Systems, Inc. | 4 |
| William Archie McDow, Jr. | Golden Rule Fasteners, Inc. | 4 |
| William T. Harrigill | Rheem Manufacturing Company | 4 |
| Bryce M. Harvey | Proethic Pharmaceuticals, Inc. | 3 |
| David A. Hite | American Sterilizer Company | 3 |
| David Hamilton | Neptune Technology Group, Inc. | 3 |
| Gary A. Elder | The Water Heater Industry Joint Research and Devel | 3 |
| Gregory M. Welk | Rheem Manufacturing Company | 3 |

> MUSKEGON-NORTON SHORES, MI [34740]

List of 17 included communities:

BAILEY, MI; CASNOVIA, MI; CONKLIN, MI; COOPERSVILLE, MI; FREMONT, MI; FRUITPORT, MI; GRANT, MI; HOLTON, MI; KENT CITY, MI; MONTAGUE, MI; MUSKEGON, MI; NUNICA, MI; RAVENNA, MI; SPRING LAKE, MI; SYLVAN BEACH, MI; TWIN LAKE, MI; WHITEHALL, MI

Economics:

| Indiv Tax Returns | Cum Indiv Income | Co Tax Returns | Cum Co Income |
|-------------------|------------------|----------------|---------------|
| 103510 | 4968827000 | 4560 | 136622000 |

Entity Counts:

| Org Type | Count |
|----------|-------|
| Company | 54 |

54 IP-based companies out of 4560 business tax returns = 1.18% in IP company density.

| Year Est Population | Inventors | Inv / 1000 | Patents | Local Cos | Art Classes |
|---------------------|-----------|------------|---------|-----------|-------------|
| 2005 | 57 | | 55 | 11 | 39 |
| 2006 | 52 | | 49 | 13 | 32 |
| 2007 | 55 | | 58 | 8 | 36 |
| 2008 | 44 | | 45 | 8 | 25 |
| 2009 | 48 | | 44 | 12 | 34 |
| 2010 172188 | 39 | 0.23 | 40 | 5 | 30 |
| 2011 169986 | 64 | 0.38 | 60 | 14 | 44 |
| 2012 170146 | 48 | 0.28 | 48 | 6 | 31 |
| 2013 172246 | 47 | 0.27 | 50 | 11 | 33 |
| 2014 172344 | 75 | 0.44 | 77 | 9 | 47 |

| Inventors | Patents |
|-------------|---------|
| Totals: 323 | 526 |

Top 25 Art Classes:

| Art Class (code) | Patents | % this metro | % top 250 |
|---|---------|--------------|-----------|
| Illumination... (362) | 35 | 6.7% | 0.7% |
| Conveyors: power-driven... (198) | 33 | 6.3% | 2.5% |
| Land vehicles... (280) | 27 | 5.1% | 0.5% |
| Metal founding... (164) | 19 | 3.6% | 2.3% |
| Chairs and seats... (297) | 16 | 3% | 0.5% |
| Prime-mover dynamo plants... (290) | 16 | 3% | 1.3% |
| Radiant energy... (250) | 16 | 3% | 0.2% |
| Supports: cabinet structure... (312) | 14 | 2.7% | 2.1% |
| Surgery... (600) | 14 | 2.7% | 0.1% |
| Vehicle fenders... (293) | 14 | 2.7% | 6.1% |
| Land vehicles: bodies and tops... (296) | 11 | 2.1% | 0.3% |
| Fluid handling... (137) | 10 | 1.9% | 0.3% |
| Communications: electrical... (340) | 9 | 1.7% | 0.1% |
| Games using tangible projectile... (473) | 9 | 1.7% | 0.2% |
| Special receptacle or package... (206) | 9 | 1.7% | 0.3% |
| Dentistry... (433) | 6 | 1.1% | 0.5% |
| Stock material or miscellaneous articles... (428) | 6 | 1.1% | 0.1% |

| | | | |
|---|---|------|------|
| Supports... (248) | 6 | 1.1% | 0.2% |
| Television... (348) | 6 | 1.1% | 0.1% |
| Communications: radio wave antennas... (343) | 5 | 1% | 0.2% |
| Inductor devices... (336) | 5 | 1% | 0.6% |
| Optical: systems and elements... (359) | 5 | 1% | 0.1% |
| Seal for a joint or juncture... (277) | 5 | 1% | 0.8% |
| Static structures (e.g., buildings)... (52) | 5 | 1% | 0.5% |
| Synthetic resins or natural rubbers -- part of the... (523) | 5 | 1% | 0.4% |

Patents (by local inventors) assigned to local companies (top 25 or less):
 NOTE: this company count is likely less than the total company account above
 because the above count includes local companies with non-local inventors.

| Company Name | Patents |
|---|---------|
| Hortech, Inc. | 26 |
| Howmet Corporation | 11 |
| Howmet Research Corporation | 9 |
| Fleet Engineers, Inc. | 6 |
| Mahle Engine Components USA, Inc. | 6 |
| Fleet Engineers, Incorporated | 5 |
| Hangers Plus, LLC | 5 |
| Hortech Inc. | 4 |
| Scoda America, Inc. | 4 |
| Garrison Dental Solutions | 3 |
| Gerber Products Company | 3 |
| EBW, Inc. | 3 |
| Lorin Industries, Inc. | 3 |
| Track Corp. | 3 |
| Whitehall Products, LLC | 3 |
| Brunswick Bowling & Billiards Corporation | 2 |
| DBR Conveyor Concepts, LLC | 2 |
| AGS I-Prop, LLC | 2 |
| Acutex, Inc. | 2 |
| Fleet Engineers Incorporated | 2 |
| Kaydon Corporation | 2 |
| Klever Kutter, LLC | 2 |
| Nauticraft Corporation | 2 |
| Hanger Plus, LLC | 1 |
| GMI Composites, Inc. | 1 |

Top 25 (or less) local inventors:

| Inventor | Company | Patents |
|-------------------------|---|---------|
| Timothy D. Wood | Spring Meadow Nursery, Inc. | 22 |
| Terry L. Lautzenheiser | Access Business Group International LLC | 18 |
| Mark F. Mettler | Access Business Group International LLC | 15 |
| Timothy D. Wood | Spring Meadow Nursery Inc. | 15 |
| Todd W. Pastrick | Magna Mirrors of America, Inc. | 15 |
| Michael J. Cramblet | Display Pack, Inc. | 14 |
| David MacKenzie | Hortech, Inc. | 13 |
| David S. MacKenzie | Hortech, Inc. | 13 |
| John O. Lindahl | Donnelly Corporation | 11 |
| Keith J. Vadas | Donnelly Corporation | 11 |
| Kevin Dewald | Belwith International, Ltd. | 11 |
| Troy A. Recknagel | Brunswick Bowling & Billiards Corporation | 10 |
| Ryan L. Goosen | Bard Peripheral Vascular, Inc. | 9 |
| David W. Heatherington | Shape Corporation | 8 |
| Bob Herrmann | Gemtron Corporation | 7 |
| Scott C. Glasgow | Shape Corporation | 7 |
| Terry Lee Lautzenheiser | Access Business Group International, LLC | 7 |
| Bryan E. Gould | Shape Corp. | 6 |

| | | |
|------------------|------------------------------|---|
| Frank W. Veit | Dematic Corp. | 6 |
| Kevin Dewald | Belwith Products, LLC | 6 |
| Nick Salamasick | Bedloe Industries LLC | 6 |
| Paul E. Miller | R.A. Miller Industries, Inc. | 6 |
| Todd W. Pastrick | Donnelly Corporation | 6 |
| Victor A. Plath | Haldex Brake Corporation | 6 |
| Chad J. Bacon | Inrad, Inc. | 5 |

> MYRTLE BEACH-CONWAY-NORTH MYRTLE BEACH, SC [34820]

List of 13 included communities:

AYNOR, SC; CONWAY, SC; DILLON, SC; FAIR BLUFF, NC; GALIVANTS FERRY, SC; GREEN SEA, SC; LITTLE RIVER, SC; LONGS, SC; LORIS, SC; MURRELLS INLET, SC; MYRTLE BEACH, SC; NICHOLS, SC; NORTH MYRTLE BEACH, SC

Economics:

| Indiv Tax Returns | Cum Indiv Income | Co Tax Returns | Cum Co Income |
|-------------------|------------------|----------------|---------------|
| 148450 | 6680197000 | 8820 | 212693000 |

Entity Counts:

| Org Type | Count |
|----------|-------|
| Company | 12 |

12 IP-based companies out of 8820 business tax returns = 0.14% in IP company density.

| Year | Est Population | Inventors | Inv / 1000 | Patents | Local Cos | Art Classes |
|------|----------------|-----------|------------|---------|-----------|-------------|
| 2005 | | 19 | | 18 | 2 | 15 |
| 2006 | | 25 | | 21 | 3 | 14 |
| 2007 | | 20 | | 17 | 4 | 13 |
| 2008 | | 12 | | 10 | 2 | 8 |
| 2009 | | 24 | | 18 | 2 | 13 |
| 2010 | 376722 | 18 | 0.05 | 14 | 2 | 13 |
| 2011 | 385705 | 21 | 0.05 | 19 | 4 | 16 |
| 2012 | 394128 | 20 | 0.05 | 17 | 3 | 12 |
| 2013 | 404789 | 25 | 0.06 | 22 | 2 | 17 |
| 2014 | 417668 | 24 | 0.06 | 21 | 4 | 20 |

| Inventors | Patents |
|-------------|---------|
| Totals: 141 | 177 |

Top 25 Art Classes:

| Art Class (code) | Patents | % this metro | % top 250 |
|---|---------|--------------|-----------|
| Electricity: electrical systems and devices... (361) | 36 | 20.3% | 0.4% |
| Synthetic resins or natural rubbers -- part of the... (522) | 5 | 2.8% | 0.4% |
| Electrical connectors... (439) | 4 | 2.3% | 0.1% |
| Inductor devices... (336) | 4 | 2.3% | 0.4% |
| Land vehicles... (280) | 4 | 2.3% | 0.1% |
| Surgery... (128) | 4 | 2.3% | 0.1% |
| Coating processes... (427) | 3 | 1.7% | 0.1% |
| Closure fasteners... (292) | 3 | 1.7% | 0.3% |
| Information security... (726) | 3 | 1.7% | 0% |
| Metal treatment... (148) | 3 | 1.7% | 0.4% |
| Plastic article or earthenware shaping or treating... (425) | 3 | 1.7% | 0.2% |
| Semiconductor device manufacturing: process... (438) | 3 | 1.7% | 0% |
| Chemistry of inorganic compounds... (423) | 2 | 1.1% | 0.1% |
| Amusement devices: games... (463) | 2 | 1.1% | 0% |
| Compositions: coating or plastic... (106) | 2 | 1.1% | 0.1% |
| Communications: radio wave antennas... (343) | 2 | 1.1% | 0.1% |
| Communications: electrical... (340) | 2 | 1.1% | 0% |
| Adhesive bonding and miscellaneous chemical manufa... (156) | 2 | 1.1% | 0.1% |

| | | | |
|---|---|------|------|
| Earth working... (172) | 2 | 1.1% | 0.6% |
| Drug, bio-affecting and body treating compositions... (424) | 2 | 1.1% | 0% |
| Data processing: financial, business practice, man... (705) | 2 | 1.1% | 0% |
| Electrical resistors... (338) | 2 | 1.1% | 0.9% |
| Exercise devices... (482) | 2 | 1.1% | 0.1% |
| Fire escape, ladder, or scaffold... (182) | 2 | 1.1% | 0.3% |
| Fluid sprinkling, spraying, and diffusing... (239) | 2 | 1.1% | 0.1% |

Patents (by local inventors) assigned to local companies (top 25 or less):
 NOTE: this company count is likely less than the total company account above
 because the above count includes local companies with non-local inventors.

| Company Name | Patents |
|-----------------------------------|---------|
| AVX Corporation | 44 |
| Metglas, Inc. | 17 |
| Glendinning Marine Products, Inc. | 2 |
| Curaelase, Inc. | 2 |
| Nuvana Medical Innovations, LLC | 1 |
| North American Partners | 1 |
| Metglas Inc. | 1 |
| International Bag Company, LLC | 1 |
| B3C Fuel Solutions LLC | 1 |

Top 25 (or less) local inventors:

| Inventor | Company | Patents |
|-----------------------|----------------------------------|---------|
| Robert Heistand, II | AVX Corporation | 11 |
| Gang Ning | AVX Corporation | 10 |
| Sriram Dattaguru | AVX Corporation | 9 |
| Zebbie Lynn Sebald | AVX Corporation | 8 |
| David Raynor, Jr. | Conquest LLC | 5 |
| Dirk H. Dreissig | AVX Corporation | 5 |
| James A. Fife | AVX Corporation | 5 |
| John E. Cahill, Sr. | Conquest LLC | 5 |
| Scott M. Lindquist | Metglas, Inc. | 5 |
| Albert D. Johns | Dixie Consumer Products LLC | 4 |
| Gheorghe Korony | AVX Corporation | 4 |
| John J. Ashman | AVX Corporation | 4 |
| Matthew J. Crawley | The Net Return LLC | 4 |
| Mitchell D. Weaver | AVX Corporation | 4 |
| Robert M. Rumph | The Maitland Company | 4 |
| William Shane Meacham | Sam Carbis Asset Management, LLC | 4 |
| Brady Jones | AVX Corporation | 3 |
| Carl E. Kroger | Metglas, Inc. | 3 |
| Carl L. Eggerding | AVX Corporation | 3 |
| Daichi Azuma | Metglas, Inc. | 3 |
| David Cottingham | Tapco International | 3 |
| James Allen Fife | AVX Corporation | 3 |
| John Corbett | Cadbury Schweppes plc | 3 |
| Julian J. Kennedy | Vegas Amusement, Inc. | 3 |
| Kevin D. Christian | AVX Corporation | 3 |

> NAPLES-MARCO ISLAND, FL [34940]

List of 9 included communities:

BONITA SPRINGS, FL; CHOKOLOSKEE, FL; COPELAND, FL; EVERGLADES CITY, FL; GOODLAND, FL; IMMOKALEE, FL; MARCO ISLAND, FL; NAPLES, FL; OCHOPEE, FL

Economics:

| Indiv Tax Returns | Cum Indiv Income | Co Tax Returns | Cum Co Income |
|-------------------|------------------|----------------|---------------|
| 182000 | 21822361000 | 25530 | 704367000 |

Entity Counts:

| Org Type | Count |
|----------|-------|
| Company | 95 |

95 IP-based companies out of 25530 business tax returns = 0.37% in IP company density.

| Year | Est Population | Inventors | Inv / 1000 | Patents | Local Cos | Art Classes |
|------|----------------|-----------|------------|---------|-----------|-------------|
| 2005 | | 49 | | 48 | 2 | 40 |
| 2006 | | 76 | | 87 | 10 | 56 |
| 2007 | | 60 | | 64 | 13 | 50 |
| 2008 | | 43 | | 42 | 10 | 31 |
| 2009 | | 61 | | 61 | 13 | 37 |
| 2010 | 321520 | 64 | 0.2 | 70 | 10 | 48 |
| 2011 | 327903 | 83 | 0.25 | 92 | 16 | 50 |
| 2012 | 332873 | 98 | 0.29 | 95 | 21 | 60 |
| 2013 | 340106 | 115 | 0.34 | 123 | 19 | 64 |
| 2014 | 348777 | 118 | 0.34 | 125 | 25 | 59 |

| Inventors | Patents |
|-------------|---------|
| Totals: 508 | 807 |

Top 25 Art Classes:

| Art Class (code) | Patents | % this metro | % top 250 |
|---|---------|--------------|-----------|
| Surgery... (606) | 115 | 14.3% | 0.9% |
| Prosthesis (i.e., artificial body members), parts ... (623) | 36 | 4.5% | 0.6% |
| Data processing: financial, business practice, man... (705) | 26 | 3.2% | 0.1% |
| Surgery... (604) | 22 | 2.7% | 0.2% |
| Electrical computers and digital processing system... (709) | 17 | 2.1% | 0.1% |
| Drug, bio-affecting and body treating compositions... (424) | 16 | 2% | 0.1% |
| Communications: electrical... (340) | 15 | 1.9% | 0.1% |
| Hydraulic and earth engineering... (405) | 14 | 1.7% | 0.8% |
| Liquid purification or separation... (210) | 13 | 1.6% | 0.3% |
| Glass manufacturing... (65) | 11 | 1.4% | 9.2% |
| Chemistry: molecular biology and microbiology... (435) | 10 | 1.2% | 0.1% |
| Internal-combustion engines... (123) | 10 | 1.2% | 0.2% |
| Telephonic communications... (379) | 10 | 1.2% | 0.1% |
| Drug, bio-affecting and body treating compositions... (514) | 9 | 1.1% | 0% |
| Fluid handling... (137) | 8 | 1% | 0.3% |
| Solid material comminution or disintegration... (241) | 8 | 1% | 0.7% |
| Stock material or miscellaneous articles... (428) | 8 | 1% | 0.1% |
| Electrical connectors... (439) | 7 | 0.9% | 0.1% |

| | | | |
|---|---|------|------|
| Exercise devices... (482) | 7 | 0.9% | 0.3% |
| Illumination... (362) | 7 | 0.9% | 0.1% |
| Land vehicles... (280) | 7 | 0.9% | 0.1% |
| Multicellular living organisms and unmodified part... (800) | 7 | 0.9% | 0.1% |
| Ships... (114) | 7 | 0.9% | 0.5% |
| Chairs and seats... (297) | 6 | 0.7% | 0.2% |
| Education and demonstration... (434) | 6 | 0.7% | 0.4% |

Patents (by local inventors) assigned to local companies (top 25 or less):
 NOTE: this company count is likely less than the total company account above
 because the above count includes local companies with non-local inventors.

| Company Name | Patents |
|-------------------------------------|---------|
| Arthrex, Inc. | 169 |
| Geofeedia, Inc. | 7 |
| Shaw Aero Devices, Inc. | 7 |
| Geofeedr, Inc. | 6 |
| Haynes Corporation | 5 |
| Inovo, Inc. | 5 |
| Magar1, LLC | 5 |
| Edward J. Ruff Development, Inc. | 4 |
| Immunopath Profile, Inc. | 4 |
| AQ Media, Inc. | 3 |
| Biomech Golf, LLC | 3 |
| Global Biomedical Technologies, LLC | 3 |
| HerbalScience, LLC | 3 |
| Vexpro, LLC | 3 |
| C20 Technologies, LLC | 2 |
| Cejay Engineering, LLC | 2 |
| Encell Composites, LLC | 2 |
| Balance Gym LLC | 2 |
| Great Grabz, LLC | 2 |
| Hingenuity International, LLC | 2 |
| Hopper Energy Systems, Inc. | 2 |
| Mag Clip Corporation | 2 |
| Shaw Development LLC | 2 |
| SMDK Corp. | 2 |
| Strubwerks LLC | 2 |

Top 25 (or less) local inventors:

| Inventor | Company | Patents |
|----------------------|-----------------------|---------|
| Reinhold Schmieding | Arthrex, Inc. | 44 |
| Peter J. Dreyfuss | Arthrex, Inc. | 29 |
| Ricardo Albertorio | Arthrex, Inc. | 22 |
| R. Donald Grafton | Arthrex, Inc. | 14 |
| Jacob A. Jolly | Arthrex, Inc. | 13 |
| Richard B. Pitbladdo | Corning Incorporated | 12 |
| Philip S. O'Quinn | Arthrex, Inc. | 11 |
| Randall L. Hacker | Arthrex, Inc. | 10 |
| Eric S. Zajac | Arthrex, Inc. | 7 |
| Harry Bussey, Jr. | ICC Technologies Inc. | 7 |
| Scott K. Mitchell | Geofeedia, Inc. | 7 |
| Thomas Dooney, Jr. | Arthrex, Inc. | 7 |
| William C. Benavitz | Arthrex, Inc. | 7 |
| David C. Koogle, Jr. | Arthrex, Inc. | 6 |
| David O. Shepard | Arthrex, Inc. | 6 |
| Gary Scott Sherman | Arthrex, Inc. | 6 |
| Jerry Sterrett | Arthrex, Inc. | 6 |
| Philip B. Harris | Geofeedia, Inc. | 6 |
| Philip B. Harris | Geofeedr, Inc. | 6 |

| | | |
|--------------------|----------------------------|---|
| Philip E. Jones | Shaw Aero Devices, Inc. | 6 |
| Anthony M. Cialone | Lehigh Technologies, Inc. | 5 |
| Donald Jensen | Keuka Footwear, Inc. | 5 |
| Jeffrey Wyman | Arthrex, Inc. | 5 |
| John A. Sodeika | Arthrex, Inc. | 5 |
| John Cronin | GrandiOs Technologies, LLC | 5 |

> NASHVILLE-DAVIDSON--MURFREESBORO--FRANKLIN, TN [34980]

List of 101 included communities:

ADAMS, TN; ALEXANDRIA, TN; ANTIOCH, TN; ARRINGTON, TN; ASHLAND CITY, TN; AUBURNTOWN, TN; BELL BUCKLE, TN; BETHPAGE, TN; BON AQUA, TN; BRADYVILLE, TN; BRENTWOOD, TN; BRUSH CREEK, TN; BUFFALO VALLEY, TN; BURNS, TN; CARTHAGE, TN; CASTALIAN SPRINGS, TN; CEDAR HILL, TN; CENTERVILLE, TN; CHAPMANSBORO, TN; CHARLOTTE, TN; CHESTNUT MOUND, TN; CHRISTIANA, TN; CLARKSVILLE, TN; COLLEGE GROVE, TN; COLUMBIA, TN; COTTONTOWN, TN; CROSS PLAINS, TN; CUMBERLAND FURNACE, TN; CUNNINGHAM, TN; DICKSON, TN; DIXON SPRINGS, TN; DUCK RIVER, TN; EAGLEVILLE, TN; ELMWOOD, TN; FAIRVIEW, TN; FOSTERVILLE, TN; FRANKLIN, TN; GALLATIN, TN; GLADEVILLE, TN; GOODLETTSVILLE, TN; GORDONSVILLE, TN; GREENBRIER, TN; HARTSVILLE, TN; HENDERSONVILLE, TN; HERMITAGE, TN; HICKMAN, TN; HOHENWALD, TN; HURRICANE MILLS, TN; JOELTON, TN; KINGSTON SPRINGS, TN; LA VERGNE, TN; LAFAYETTE, TN; LANCASTER, TN; LASCASSAS, TN; LEBANON, TN; LIBERTY, TN; LINDEN, TN; LYLES, TN; MADISON, TN; MC EWEN, TN; MCMINNVILLE, TN; MILTON, TN; MITCHELLVILLE, TN; MORRISON, TN; MOUNT JULIET, TN; MURFREESBORO, TN; NASHVILLE, TN; NOLENSVILLE, TN; NORENE, TN; NUNNELLY, TN; OLD HICKORY, TN; ONLY, TN; ORLINDA, TN; PEGRAM, TN; PLEASANT SHADE, TN; PLEASANT VIEW, TN; PORTLAND, TN; PRIMM SPRINGS, TN; READYVILLE, TN; RED BOILING SPRINGS, TN; RIDDLETON, TN; RIDGETOP, TN; ROCKVALE, TN; SHELBYVILLE, TN; SLAYDEN, TN; SMITHVILLE, TN; SMYRNA, TN; SOUTHSIDE, TN; SPRING HILL, TN; SPRINGFIELD, TN; THOMPSONS STATION, TN; UNIONVILLE, TN; VANLEER, TN; WATERTOWN, TN; WESTMORELAND, TN; WHITE BLUFF, TN; WHITE HOUSE, TN; WHITES CREEK, TN; WHITLEYVILLE, TN; WILLIAMSPORT, TN; WOODBURY, TN

Economics:

| Indiv Tax Returns | Cum Indiv Income | Co Tax Returns | Cum Co Income |
|-------------------|------------------|----------------|---------------|
| 1286330 | 80967817000 | 60220 | 4543206000 |

Entity Counts:

| Org Type | Count |
|----------|-------|
| Company | 292 |
| HigherEd | 6 |

292 IP-based companies out of 60220 business tax returns = 0.48% in IP company density.

| Year | Est Population | Inventors | Inv / 1000 | Patents | Local Cos | Art Classes |
|------|----------------|-----------|------------|---------|-----------|-------------|
| 2005 | | 193 | | 163 | 37 | 96 |
| 2006 | | 239 | | 187 | 46 | 101 |
| 2007 | | 189 | | 154 | 33 | 96 |
| 2008 | | 221 | | 182 | 32 | 107 |
| 2009 | | 241 | | 180 | 41 | 104 |
| 2010 | 1670890 | 368 | 0.22 | 278 | 49 | 133 |
| 2011 | 1698288 | 390 | 0.23 | 301 | 54 | 143 |
| 2012 | 1727153 | 358 | 0.21 | 290 | 52 | 125 |
| 2013 | 1758577 | 416 | 0.24 | 335 | 59 | 150 |
| 2014 | 1792649 | 471 | 0.26 | 386 | 78 | 146 |

| Inventors | Patents |
|--------------|---------|
| Totals: 2047 | 2456 |

Top 25 Art Classes:

| Art Class (code) | Patents | % this metro | % top 250 |
|---|---------|--------------|-----------|
| Drug, bio-affecting and body treating compositions... (514) | 104 | 4.2% | 0.5% |
| Chemistry: molecular biology and microbiology... (435) | 98 | 4% | 0.5% |
| Data processing: financial, business practice, man... (705) | 81 | 3.3% | 0.4% |

| | | | |
|---|----|------|------|
| Drug, bio-affecting and body treating compositions... (424) | 68 | 2.8% | 0.4% |
| Surgery... (600) | 56 | 2.3% | 0.5% |
| Electric heating... (219) | 46 | 1.9% | 1.4% |
| Electrical computers and digital processing system... (709) | 45 | 1.8% | 0.2% |
| Stock material or miscellaneous articles... (428) | 43 | 1.8% | 0.5% |
| Surgery... (606) | 40 | 1.6% | 0.3% |
| Data processing: measuring, calibrating, or testin... (702) | 39 | 1.6% | 0.4% |
| Electricity: electrical systems and devices... (361) | 39 | 1.6% | 0.5% |
| Communications: electrical... (340) | 38 | 1.5% | 0.3% |
| Liquid purification or separation... (210) | 32 | 1.3% | 0.7% |
| Special receptacle or package... (206) | 28 | 1.1% | 0.9% |
| Electrical audio signal processing systems and dev... (381) | 25 | 1% | 0.8% |
| Electrical connectors... (439) | 25 | 1% | 0.4% |
| Image analysis... (382) | 24 | 1% | 0.2% |
| Multiplex communications... (370) | 22 | 0.9% | 0.1% |
| Surgery... (604) | 22 | 0.9% | 0.2% |
| Data processing: database and file management or d... (707) | 21 | 0.9% | 0.1% |
| Prosthesis (i.e., artificial body members), parts ... (623) | 20 | 0.8% | 0.3% |
| Supports... (248) | 20 | 0.8% | 0.7% |
| Electricity: measuring and testing... (324) | 19 | 0.8% | 0.2% |
| Incremental printing of symbolic information... (347) | 19 | 0.8% | 0.5% |
| Land vehicles... (280) | 19 | 0.8% | 0.4% |

Patents (by local inventors) assigned to local companies (top 25 or less):
 NOTE: this company count is likely less than the total company account above
 because the above count includes local companies with non-local inventors.

| Company Name | Patents |
|---|---------|
| Vanderbilt University | 297 |
| Griffin Technology, Inc. | 46 |
| Gibson Guitar Corp. | 20 |
| Earth To Air Systems, LLC | 18 |
| Smartvue Corporation | 15 |
| 3SAE Technologies, Inc. | 13 |
| Kodi Klip Corporation | 11 |
| Lochinvar, LLC | 11 |
| Nu-kote International, Inc. | 11 |
| Bouldin Corporation | 10 |
| Coeur, Inc. | 10 |
| Oreck Holdings LLC | 10 |
| Video Gaming Technologies, Inc. | 10 |
| Megatrade International, Inc. | 9 |
| MSS, Inc. | 9 |
| Bioventures, Inc. | 8 |
| Bridgestone Americas Tire Operations, LLC | 8 |
| Nissan North America, Inc. | 8 |
| Pride Manufacturing Company, LLC | 8 |
| Tricord Solutions, Inc. | 8 |
| Ecosmart Technologies, Inc. | 7 |
| Smartguard, LLC | 7 |
| Softspikes, LLC | 7 |
| Advanced Breath Diagnostics, LLC | 6 |
| Stratos Boats, Inc. | 6 |

Top 25 (or less) local inventors:

| Inventor | Company | Patents |
|--------------------------|-----------------------|---------|
| Craig W. Lindsley | Vanderbilt University | 35 |
| P. Jeffrey Conn | Vanderbilt University | 30 |
| Peter Slusarczyk | MARS, Incorporated | 30 |
| Rebecca Morgan Valentine | MARS, Incorporated | 27 |

| | | |
|-------------------------|--------------------------------|----|
| Jason Friedland | Mars, Incorporated | 25 |
| Jason Heath Mahan | Federal-Mogul World Wide, Inc. | 25 |
| Paul Griffin | Griffin Technology, Inc. | 24 |
| Steven M. Bessette | Ecosmart Technologies, Inc. | 23 |
| Jason Michael Friedland | MARS, Incorporated | 21 |
| B. Ryland Wiggs | Earth To Air Systems, LLC | 19 |
| Daniel Hartley Green | Electrolux Home Products, Inc. | 19 |
| Angel Hernandez | MARS, Incorporated | 18 |
| David J. Wills | TDY Industries, Inc. | 18 |
| X. Daniel Fang | TDY Industries, Inc. | 18 |
| Henry E. Juskiewicz | Gibson Guitar Corp. | 16 |
| Carrie K. Jones | Vanderbilt University | 15 |
| William Mark Townsley | Cisco Technology, Inc. | 15 |
| Gregory A. Pace | U.S. Smokeless Tobacco Company | 13 |
| Paul P. Griffin, Jr. | Griffin Technology, Inc. | 13 |
| Corey R. Hopkins | Vanderbilt University | 12 |
| David J. Wills | Kennametal Inc. | 12 |
| Jason Heath Mahan | Federal Mogul World Wide, Inc. | 12 |
| Daniel D. Bourget | Illinois Tool Works Inc. | 11 |
| Daniel Hartly Green | Electrolux Home Products, Inc. | 11 |
| Dennis E. Hallahan | Vanderbilt University | 11 |

> NEW HAVEN-MILFORD, CT [35300]

List of 31 included communities:

ANSONIA, CT; BEACON FALLS, CT; BETHANY, CT; BRANFORD, CT; CHESHIRE, CT; DERBY, CT; EAST HAVEN, CT; GUILFORD, CT; HAMDEN, CT; MADISON, CT; MERIDEN, CT; MIDDLEBURY, CT; MILFORD, CT; NAUGATUCK, CT; NEW HAVEN, CT; NORTH BRANFORD, CT; NORTH HAVEN, CT; NORTHFORD, CT; OAKVILLE, CT; ORANGE, CT; OXFORD, CT; PLANTSVILLE, CT; PROSPECT, CT; SEYMOUR, CT; SOUTH BRITAIN, CT; SOUTHURDY, CT; WALLINGFORD, CT; WATERBURY, CT; WEST HAVEN, CT; WOLCOTT, CT; WOODBRIDGE, CT

Economics:

| Indiv Tax Returns | Cum Indiv Income | Co Tax Returns | Cum Co Income |
|-------------------|------------------|----------------|---------------|
| 416490 | 27721963000 | 18640 | 1078633000 |

Entity Counts:

| Org Type | Count |
|----------|-------|
| Company | 367 |
| HigherEd | 3 |

367 IP-based companies out of 18640 business tax returns = 1.97% in IP company density.

| Year | Est Population | Inventors | Inv / 1000 | Patents | Local Cos | Art Classes |
|------|----------------|-----------|------------|---------|-----------|-------------|
| 2005 | | 691 | | 549 | 82 | 170 |
| 2006 | | 744 | | 623 | 78 | 169 |
| 2007 | | 644 | | 515 | 85 | 151 |
| 2008 | | 621 | | 492 | 72 | 157 |
| 2009 | | 657 | | 531 | 77 | 158 |
| 2010 | 862477 | 830 | 0.96 | 751 | 82 | 185 |
| 2011 | 864049 | 808 | 0.94 | 787 | 77 | 181 |
| 2012 | 864031 | 812 | 0.94 | 844 | 73 | 186 |
| 2013 | 863016 | 923 | 1.07 | 936 | 78 | 192 |
| 2014 | 861277 | 971 | 1.13 | 967 | 82 | 201 |

| Inventors | Patents |
|--------------|---------|
| Totals: 3936 | 6995 |

Top 25 Art Classes:

| Art Class (code) | Patents | % this metro | % top 250 |
|---|---------|--------------|-----------|
| Drug, bio-affecting and body treating compositions... (514) | 796 | 11.4% | 3.5% |
| Surgery... (606) | 332 | 4.7% | 2.5% |
| Data processing: financial, business practice, man... (705) | 264 | 3.8% | 1.2% |
| Chemistry: molecular biology and microbiology... (435) | 260 | 3.7% | 1.4% |
| Elongated-member-driving apparatus... (227) | 259 | 3.7% | 21% |
| Drug, bio-affecting and body treating compositions... (424) | 218 | 3.1% | 1.4% |
| Surgery... (600) | 171 | 2.4% | 1.5% |
| Surgery... (604) | 130 | 1.9% | 1.4% |
| Electrical connectors... (439) | 108 | 1.5% | 1.6% |
| Radiant energy... (250) | 104 | 1.5% | 1.2% |
| Chemistry: electrical current producing apparatus,... (429) | 97 | 1.4% | 2.5% |
| Data processing: database and file management or d... (707) | 82 | 1.2% | 0.4% |
| Data processing: measuring, calibrating, or testin... (702) | 82 | 1.2% | 0.9% |
| Stock material or miscellaneous articles... (428) | 72 | 1% | 0.9% |

| | | | |
|---|----|------|------|
| Chemistry: natural resins or derivatives; peptides... (530) | 70 | 1% | 1.6% |
| Communications: electrical... (340) | 69 | 1% | 0.6% |
| Fluid reaction surfaces (i.e., impellers)... (416) | 68 | 1% | 3.7% |
| Organic compounds -- part of the class 532-570 ser... (546) | 66 | 0.9% | 3.7% |
| Surgery: light, thermal, and electrical applicatio... (607) | 63 | 0.9% | 0.9% |
| Electricity: conductors and insulators... (174) | 62 | 0.9% | 2.1% |
| Optical waveguides... (385) | 62 | 0.9% | 0.9% |
| Active solid-state devices (e.g., transistors, sol... (257) | 60 | 0.9% | 0.3% |
| Electrical computers and digital processing system... (709) | 60 | 0.9% | 0.2% |
| Organic compounds -- part of the class 532-570 ser... (544) | 60 | 0.9% | 5.4% |
| Image analysis... (382) | 58 | 0.8% | 0.4% |

Patents (by local inventors) assigned to local companies (top 25 or less):
 NOTE: this company count is likely less than the total company account above
 because the above count includes local companies with non-local inventors.

| Company Name | Patents |
|------------------------------------|---------|
| Yale University | 279 |
| Tyco Healthcare Group LP | 194 |
| Chemtura Corporation | 64 |
| Neurogen Corporation | 61 |
| Bayer Pharmaceuticals Corporation | 44 |
| Hubbell Incorporated | 33 |
| Achillion Pharmaceuticals, Inc. | 32 |
| Curagen Corporation | 32 |
| Precision Combustion, Inc. | 31 |
| Sargent Manufacturing Company | 29 |
| Pentron Clinical Technologies, LLC | 27 |
| Crompton Corporation | 26 |
| Enthone Inc. | 26 |
| Transdermal Biotechnology, Inc. | 22 |
| 454 Life Sciences Corporation | 21 |
| Analytica of Branford, Inc. | 18 |
| Alexion Pharmaceuticals, Inc. | 18 |
| CiDRA Corporation | 18 |
| Ikonisys, Inc. | 18 |
| Sylvan R. Shemitz Designs, Inc. | 18 |
| Hubie Grown, LLC | 15 |
| Defibtech, LLC | 14 |
| Rib-X Pharmaceuticals, Inc. | 14 |
| HistoRx, Inc. | 13 |
| LightSources Inc. | 13 |

Top 25 (or less) local inventors:

| Inventor | Company | Patents |
|------------------------|---|---------|
| Robert R. Friedlander | International Business Machines Corporation | 104 |
| John F. Kadow | Bristol-Myers Squibb Company | 64 |
| Kenneth M. Kiely | Bridgeport Fittings, Inc. | 64 |
| Frederick W. Ryan, Jr. | Pitney Bowes Inc. | 58 |
| John E. Macor | Bristol-Myers Squibb Company | 43 |
| Bertrand Haas | Pitney Bowes Inc. | 41 |
| Russell Heinrich | Tyco Healthcare Group LP | 36 |
| Wes Rhoad | Eveready Battery Company, Inc. | 36 |
| Wolfgang Hinz | Life Technologies Corporation | 35 |
| William D. Hester | Staples The Office Superstore, LLC | 34 |
| Zhongxing Zhang | Bristol-Myers Squibb Company | 32 |
| Makonen Belema | Bristol-Myers Squibb Company | 30 |
| Andrew J. Curello | Societe BIC | 29 |
| Kap-Sun Yeung | Bristol-Myers Squibb Company | 29 |
| Joshua Stopek | Covidien LP | 27 |

| | | |
|--------------------------------|------------------------------|----|
| Russell Heinrich | Covidien LP | 26 |
| David R. Langley | Bristol-Myers Squibb Company | 25 |
| Goretti Medeiros, legal repres | NuVasive, Inc. | 25 |
| Brooks Rorke | Sunbeam Products, Inc. | 24 |
| Giovanni C. Meier | Defibtech, LLC | 24 |
| John W. Beardsley | Tyco Healthcare Group LP | 24 |
| Omar D. Lopez | Bristol-Myers Squibb Company | 24 |
| Robert A. Levine | Abbott Point of Care, Inc. | 24 |
| Scott McLean | Spine Wave, Inc. | 24 |
| Jeffrey Lee Romine | Bristol-Myers Squibb Company | 23 |

> NEW ORLEANS-METAIRIE-KENNER, LA [35380]

List of 55 included communities:

ABITA SPRINGS, LA; AMA, LA; AMITE, LA; ARABI, LA; BARATARIA, LA; BELLE CHASSE, LA; BOGALUSA, LA; BOOTHVILLE, LA; BOUTTE, LA; BRAITHWAITE, LA; BURAS, LA; BUSH, LA; CHALMETTE, LA; COVINGTON, LA; DES ALLEMANDS, LA; DESTREHAN, LA; EDGARD, LA; EMPIRE, LA; FOLSOM, LA; FRANKLINTON, LA; GARYVILLE, LA; GRAND ISLE, LA; GRETN, LA; HAHNVILLE, LA; HARVEY, LA; KENNER, LA; LA PLACE, LA; LACOMBE, LA; LAFITTE, LA; LULING, LA; MADISONVILLE, LA; MANDEVILLE, LA; MARRERO, LA; MERAUX, LA; METAIRIE, LA; MOUNT AIRY, LA; NEW ORLEANS, LA; NEW SARPY, LA; NORCO, LA; PARADIS, LA; PEARL RIVER, LA; PILOTTOWN, LA; POINTE A LA HACHE, LA; PORT SULPHUR, LA; RESERVE, LA; SAINT BENEDICT, LA; SAINT BERNARD, LA; SAINT ROSE, LA; SLIDELL, LA; SUN, LA; TALISHEEK, LA; VACHERIE, LA; VENICE, LA; VIOLET, LA; WESTWEGO, LA

Economics:

| Indiv Tax Returns | Cum Indiv Income | Co Tax Returns | Cum Co Income |
|-------------------|------------------|----------------|---------------|
| 564490 | 3363955000 | 32950 | 1396905000 |

Entity Counts:

| Org Type | Count |
|------------|-------|
| Company | 128 |
| Foundation | 2 |
| HigherEd | 11 |

128 IP-based companies out of 32950 business tax returns = 0.39% in IP company density.

| Year | Est Population | Inventors | Inv / 1000 | Patents | Local Cos | Art Classes |
|------|----------------|-----------|------------|---------|-----------|-------------|
| 2005 | | 98 | | 88 | 15 | 51 |
| 2006 | | 160 | | 136 | 23 | 66 |
| 2007 | | 132 | | 109 | 10 | 58 |
| 2008 | | 132 | | 107 | 8 | 68 |
| 2009 | | 124 | | 99 | 7 | 59 |
| 2010 | 1189866 | 155 | 0.13 | 121 | 24 | 74 |
| 2011 | 1214235 | 152 | 0.13 | 119 | 22 | 72 |
| 2012 | 1228375 | 151 | 0.12 | 123 | 27 | 71 |
| 2013 | 1241949 | 189 | 0.15 | 165 | 25 | 82 |
| 2014 | 1251849 | 180 | 0.14 | 161 | 32 | 83 |

| Inventors | Patents |
|-------------|---------|
| Totals: 978 | 1228 |

Top 25 Art Classes:

| Art Class (code) | Patents | % this metro | % top 250 |
|---|---------|--------------|-----------|
| Wells... (166) | 82 | 6.7% | 1.4% |
| Conveyors: power-driven... (198) | 58 | 4.7% | 4.4% |
| Drug, bio-affecting and body treating compositions... (514) | 50 | 4.1% | 0.2% |
| Chemistry: molecular biology and microbiology... (435) | 44 | 3.6% | 0.2% |
| Drug, bio-affecting and body treating compositions... (424) | 44 | 3.6% | 0.3% |
| Liquid purification or separation... (210) | 41 | 3.3% | 0.8% |
| Hydraulic and earth engineering... (405) | 32 | 2.6% | 1.9% |
| Surgery... (606) | 31 | 2.5% | 0.2% |
| Prosthesis (i.e., artificial body members), parts ... (623) | 29 | 2.4% | 0.5% |
| Communications: electrical... (340) | 22 | 1.8% | 0.2% |

| | | | |
|---|----|------|------|
| Tobacco... (131) | 21 | 1.7% | 5% |
| Image analysis... (382) | 19 | 1.5% | 0.1% |
| Ships... (114) | 18 | 1.5% | 1.3% |
| Data processing: financial, business practice, man... (705) | 17 | 1.4% | 0.1% |
| Illumination... (362) | 17 | 1.4% | 0.3% |
| Data processing: measuring, calibrating, or testin... (702) | 16 | 1.3% | 0.2% |
| Boring or penetrating the earth... (175) | 13 | 1.1% | 0.7% |
| Chemistry: natural resins or derivatives; peptides... (530) | 13 | 1.1% | 0.3% |
| Communications, electrical: acoustic wave systems ... (367) | 13 | 1.1% | 1% |
| Earth boring, well treating, and oil field chemist... (507) | 13 | 1.1% | 1.8% |
| Chemistry of inorganic compounds... (423) | 11 | 0.9% | 0.4% |
| Surgery: light, thermal, and electrical applicatio... (607) | 10 | 0.8% | 0.1% |
| Catalyst, solid sorbent, or support therefor: prod... (502) | 9 | 0.7% | 0.5% |
| Butchering... (452) | 9 | 0.7% | 2.3% |
| Data processing: database and file management or d... (707) | 9 | 0.7% | 0% |

Patents (by local inventors) assigned to local companies (top 25 or less):
 NOTE: this company count is likely less than the total company account above
 because the above count includes local companies with non-local inventors.

| Company Name | Patents |
|--|---------|
| The Administrators of the Tulane Educational Fund | 44 |
| Blunt Wrap U.S.A., Inc. | 22 |
| S.I.P. Technologies L.L.C. | 9 |
| Gray & Company, Inc. | 6 |
| Pellerin Milnor Corporation | 6 |
| University of New Orleans Research and Technology Foundation | 6 |
| Puttential Unlimited | 5 |
| Allpax Products LLC | 4 |
| Alpine Mud Products Corp | 4 |
| DEKK-TEC, Inc. | 4 |
| Francis Services, Inc. | 4 |
| MoiRai Orthopaedics, LLC | 4 |
| Rattler Tools, Inc. | 4 |
| Cimex Medical Innovations, L.C. | 3 |
| Coastal Cargo Company, Inc. | 3 |
| Enviro-Tech Systems, L.L.C. | 3 |
| Environmental Business Specialists, LLC | 3 |
| Fellowship of Orthopaedic Researchers, Inc. | 3 |
| Home Automation, Inc. | 3 |
| Keystone Engineering Inc. | 3 |
| Life Genetics Lab, LLC. | 3 |
| Model Software Corporation | 3 |
| Ochsner Clinic Foundation | 3 |
| Project Consulting Services, Inc. | 3 |
| Reliagene Technologies Inc. | 3 |

Top 25 (or less) local inventors:

| Inventor | Company | Patents |
|----------------------------|---|---------|
| Daniel S. Sinclair, Jr. | Blunt Wrap U.S.A., Inc. | 22 |
| David H. Coy | The Administrators of the Tulane Educational Fund | 15 |
| Harvey E. Andresen | Dow Technology Investments LLC | 12 |
| Nikica Maljkovic | Solvay Advanced Polymers, L.L.C. | 11 |
| Donald R. Owen | Lifeline Scientific, Inc. | 10 |
| Eric M. Pressler | Laitram, L.L.C. | 10 |
| Phil Barbee | Gulfstream Services, Inc. | 10 |
| Kenneth A. Davis | S.I.P. Technologies L.L.C. | 9 |
| Robert F. Garry | The Administrators Of The Tulane Educational Fund | 9 |
| Christopher G. Greve | Laitram, L.L.C. | 8 |
| H. Britton Sanderford, Jr. | M&FC Holding, LLC | 8 |

| | | |
|------------------------|--|---|
| Sandra Remedies | Hudson Services, Inc. | 8 |
| John T. Sample | The United States of America, as represented by th | 7 |
| Kyle J. Sedlacek | Laitram, L.L.C. | 7 |
| Richard Blanchard, Jr. | Hudson Services, Inc. | 7 |
| Robert S. Lapeyre | Laitram, L.L.C. | 7 |
| Gholam A. Peyman | Minu, LLC | 6 |
| Hans J. Hansen | Immunomedics, Inc. | 6 |
| John Rucker, Sr. | Hudson Services, Inc. | 6 |
| Kevin W. Guernsey | Laitram, L.L.C. | 6 |
| Mark A. Batzer | Board of Supervisors Of Louisiana State University | 6 |
| Russell H. Poy | Pellerin Milnor Corporation | 6 |
| Sudhir K. Sinha | Board of Supervisors Of Louisiana State University | 6 |
| Brett A. Lally | Laitram, L.L.C. | 5 |
| Bryant G. Ragan | Laitram, L.L.C. | 5 |

> NEW YORK-NORTHERN NEW JERSEY-LONG ISLAND, NY-NJ-PA [35620]

List of 731 included communities:

ADELPHIA, NJ; ALBERTSON, NY; ALLENDALE, NJ; ALLENHURST, NJ; ALLENTOWN, NJ; ALLENWOOD, NJ; ALPINE, NJ;
 AMAGANSETT, NY; AMAWALK, NY; AMITYVILLE, NY; ANDOVER, NJ; ANNANDALE, NJ; AQUEBOGUE, NY; ARDSLEY ON HUDSON,
 NY; ARDSLEY, NY; ARMONK, NY; ARVERNE, NY; ASBURY PARK, NJ; ASBURY, NJ; ASTORIA, NY; ATLANTIC BEACH, NY;
 ATLANTIC HIGHLANDS, NJ; AUGUSTA, NJ; AVENEL, NJ; AVON BY THE SEA, NJ; BABYLON, NY; BALDWIN PLACE, NY;
 BALDWIN, NY; BAPTISTOWN, NJ; BARNEGAT LIGHT, NJ; BARNEGAT, NJ; BASKING RIDGE, NJ; BAY SHORE, NY; BAYONNE,
 NJ; BAYPORT, NY; BAYSIDE, NY; BAYVILLE, NJ; BAYVILLE, NY; BEACH HAVEN, NJ; BEACH LAKE, PA; BEACHWOOD, NJ;
 BEAR MOUNTAIN, NY; BEDFORD HILLS, NY; BEDFORD, NY; BEDMINSTER, NJ; BELFORD, NJ; BELLE MEAD, NJ; BELLEROSE,
 NY; BELLEVILLE, NJ; BELLMORE, NY; BELLPORT, NY; BELMAR, NJ; BELVIDERE, NJ; BERGENFIELD, NJ; BERKELEY
 HEIGHTS, NJ; BERNARDSVILLE, NJ; BETHPAGE, NY; BLAUVELT, NY; BLAWENBURG, NJ; BLOOMFIELD, NJ; BLOOMINGDALE,
 NJ; BLOOMSBURY, NJ; BLUE POINT, NY; BOGOTA, NJ; BOHEMIA, NY; BOONTON, NJ; BOUND BROOK, NJ; BRADLEY BEACH,
 NJ; BRANCHVILLE, NJ; BREEZY POINT, NY; BRENTWOOD, NY; BREWSTER, NY; BRIARCLIFF MANOR, NY; BRICK, NJ;
 BRIDGEHAMPTON, NY; BRIDGEWATER, NJ; BRIELLE, NJ; BRIGHTWATERS, NY; BRONX, NY; BRONXVILLE, NY; BROOKHAVEN,
 NY; BROOKLYN, NY; BROOKSIDE, NJ; BUCHANAN, NY; BUDD LAKE, NJ; BUSHKILL, PA; BUTLER, NJ; CALDWELL, NJ;
 CALIFON, NJ; CALVERTON, NY; CAMBRIA HEIGHTS, NY; CANADENSIS, PA; CARLE PLACE, NY; CARLSTADT, NJ; CARMEL,
 NY; CARTERET, NJ; CEDAR GROVE, NJ; CEDAR KNOLLS, NJ; CEDARHURST, NY; CENTER MORICHES, NY; CENTEREACH, NY;
 CENTERPORT, NY; CENTRAL ISLIP, NY; CHAPPAQUA, NY; CHATHAM, NJ; CHESTER, NJ; CLARK, NJ; CLIFFSIDE PARK, NJ;
 CLIFFWOOD, NJ; CLIFTON, NJ; CLINTON, NJ; CLOSTER, NJ; COLD SPRING HARBOR, NY; COLD SPRING, NY; COLLEGE
 POINT, NY; COLONIA, NJ; COLTS NECK, NJ; COMMACK, NY; CONGERS, NY; CONVENT STATION, NJ; COPIAGUE, NY;
 CORAM, NY; CORONA, NY; CORTLANDT MANOR, NY; CRANBURY, NJ; CRANFORD, NJ; CREAM RIDGE, NJ; CRESCO, PA;
 CRESSKILL, NJ; CROMPOND, NY; CROSS RIVER, NY; CROTON FALLS, NY; CROTON ON HUDSON, NY; CUTCHOGUE, NY;
 DAYTON, NJ; DEAL, NJ; DEER PARK, NY; DEMAREST, NJ; DENVILLE, NJ; DINGMANS FERRY, PA; DOBBS FERRY, NY;
 DOVER, NJ; DUMONT, NJ; DUNELLEN, NJ; EAST BRUNSWICK, NJ; EAST ELMHURST, NY; EAST HAMPTON, NY; EAST
 HANOVER, NJ; EAST ISLIP, NY; EAST MARION, NY; EAST MEADOW, NY; EAST MORICHES, NY; EAST NORTHPORT, NY; EAST
 NORWICH, NY; EAST ORANGE, NJ; EAST QUOGUE, NY; EAST ROCKAWAY, NY; EAST RUTHERFORD, NJ; EAST SETAUKET, NY;
 EAST STROUDSBURG, PA; EASTCHESTER, NY; EASTPORT, NY; EATONTOWN, NJ; EDGEWATER, NJ; EDISON, NJ; ELIZABETH,
 NJ; ELIZABETHPORT, NJ; ELMHURST, NY; ELMONT, NY; ELMSFORD, NY; ELMWOOD PARK, NJ; EMERSON, NJ; ENGLEWOOD
 CLIFFS, NJ; ENGLEWOOD, NJ; ENGLISHTOWN, NJ; ESSEX FELLS, NJ; FAIR HAVEN, NJ; FAIR LAWN, NJ; FAIRFIELD, NJ;
 FAIRVIEW, NJ; FANWOOD, NJ; FAR HILLS, NJ; FAR ROCKAWAY, NY; FARMINGDALE, NJ; FARMINGDALE, NY;
 FARMINGVILLE, NY; FISHERS ISLAND, NY; FLAGTOWN, NJ; FLANDERS, NJ; FLEMINGTON, NJ; FLORAL PARK, NY; FLORHAM
 PARK, NJ; FLUSHING, NY; FORDS, NJ; FOREST HILLS, NY; FORKED RIVER, NJ; FORT LEE, NJ; FORT MONMOUTH, NJ;
 FRANKLIN LAKES, NJ; FRANKLIN PARK, NJ; FRANKLIN SQUARE, NY; FRANKLIN, NJ; FREEHOLD, NJ; FREEPORT, NY;
 FRENCHTOWN, NJ; FRESH MEADOWS, NY; GARDEN CITY, NY; GARFIELD, NJ; GARNERVILLE, NY; GARRISON, NY; GARWOOD,
 NJ; GILLETTE, NJ; GLADSTONE, NJ; GLASSER, NJ; GLEN COVE, NY; GLEN GARDNER, NJ; GLEN HEAD, NY; GLEN OAKS,
 NY; GLEN RIDGE, NJ; GLEN ROCK, NJ; GLENWOOD LANDING, NY; GLENWOOD, NJ; GOLDENS BRIDGE, NY; GRANITE
 SPRINGS, NY; GREAT NECK, NY; GREAT RIVER, NY; GREELEY, PA; GREEN VILLAGE, NJ; GREENDELL, NJ; GREENLAWN,
 NY; GREENPORT, NY; GREENTOWN, PA; GREENVALE, NY; HACKENSACK, NJ; HACKETTSTOWN, NJ; HALEDON, NJ; HAMBURG,
 NJ; HAMPTON BAYS, NY; HAMPTON, NJ; HARRINGTON PARK, NJ; HARRISON, NJ; HARRISON, NY; HARTSDALE, NY;
 HASBROUCK HEIGHTS, NJ; HASKELL, NJ; HASTINGS ON HUDSON, NY; HAUPPAUGE, NY; HAVERSTRAW, NY; HAWLEY, PA;
 HAWORTH, NJ; HAWTHORNE, NJ; HAWTHORNE, NY; HAZLET, NJ; HELMETTA, NJ; HEMPSTEAD, NY; HEWITT, NJ; HEWLETT,
 NY; HIBERNIA, NJ; HICKSVILLE, NY; HIGH BRIDGE, NJ; HIGHLAND LAKES, NJ; HIGHLAND PARK, NJ; HIGHLANDS, NJ;
 HIGHTSTOWN, NJ; HILLBURN, NY; HILLSBOROUGH, NJ; HILLSDALE, NJ; HILLSIDE, NJ; HO HO KUS, NJ; HOBOKEN, NJ;
 HOLBROOK, NY; HOLLIS, NY; HOLMDEL, NJ; HOLMES, NY; HOLTSVILLE, NY; HOPATCONG, NJ; HOPEWELL JUNCTION, NY;
 HOPEWELL, NJ; HOWARD BEACH, NY; HOWELL, NJ; HUNTINGTON STATION, NY; HUNTINGTON, NY; IMLAYSTOWN, NJ;
 INWOOD, NY; IRONIA, NJ; IRVINGTON, NJ; IRVINGTON, NY; ISELIN, NJ; ISLAND HEIGHTS, NJ; ISLAND PARK, NY;
 ISLANDIA, NY; ISLIP TERRACE, NY; ISLIP, NY; JACKSON HEIGHTS, NY; JACKSON, NJ; JAMAICA, NY; JAMESPORT, NY;
 JEFFERSON VALLEY, NY; JERICHO, NY; JERSEY CITY, NJ; KATONAH, NY; KEANSBURG, NJ; KEARNY, NJ; KEASBEY, NJ;
 KENDALL PARK, NJ; KENILWORTH, NJ; KENVIL, NJ; KEW GARDENS, NY; KEYPORT, NJ; KINGS PARK, NY; KINGSTON, NJ;
 LACKAWAXEN, PA; LAFAYETTE, NJ; LAKE GROVE, NY; LAKE HIAWATHA, NJ; LAKE HOPATCONG, NJ; LAKE PEEKSKILL, NY;
 LAKEHURST, NJ; LAKEWOOD, NJ; LAMBERTVILLE, NJ; LANDING, NJ; LANOKA HARBOR, NJ; LARCHMONT, NY; LAUREL, NY;
 LAVALLETTE, NJ; LAWRENCE, NY; LAYTON, NJ; LEBANON, NJ; LEDGEWOOD, NJ; LEONARDO, NJ; LEONIA, NJ; LEVITTOWN,
 NY; LIBERTY CORNER, NJ; LINCOLN PARK, NJ; LINCOLNDALE, NY; LINCROFT, NJ; LINDEN, NJ; LINDENHURST, NY;
 LITTLE FALLS, NJ; LITTLE FERRY, NJ; LITTLE NECK, NY; LITTLE SILVER, NJ; LITTLE YORK, NJ; LIVINGSTON, NJ;
 LOCUST VALLEY, NY; LODI, NJ; LONG BEACH, NY; LONG BRANCH, NJ; LONG ISLAND CITY, NY; LONG VALLEY, NJ;
 LYNBROOK, NY; LYNDBURST, NJ; LYONS, NJ; MADISON, NJ; MAHOPAC FALLS, NY; MAHOPAC, NY; MAHWAH, NJ; MALVERNE,
 NY; MAMARONECK, NY; MANAHAWKIN, NJ; MANASQUAN, NJ; MANCHESTER TOWNSHIP, NJ; MANHASSET, NY; MANORVILLE, NY;
 MANTOLOKING, NJ; MANVILLE, NJ; MAPLEWOOD, NJ; MARLBORO, NJ; MARTINSVILLE, NJ; MARYKNOLL, NY; MASPETH, NY;
 MASSAPEQUA PARK, NY; MASSAPEQUA, NY; MASTIC BEACH, NY; MASTIC, NY; MATAMORAS, PA; MATAWAN, NJ; MATTITUCK,
 NY; MAYWOOD, NJ; MC AFEE, NJ; MEDFORD, NY; MELVILLE, NY; MENDHAM, NJ; MERRICK, NY; METUCHEN, NJ; MIDDLE
 ISLAND, NY; MIDDLE VILLAGE, NY; MIDDLESEX, NJ; MIDDLETOWN, NJ; MIDDLETOWN, NY; MIDDLEVILLE, NJ; MIDLAND

PARK, NJ; MILFORD, NJ; MILFORD, PA; MILL NECK, NY; MILLBURN, NJ; MILLER PLACE, NY; MILLINGTON, NJ; MILLRIFT, PA; MILLSTONE TOWNSHIP, NJ; MILLTOWN, NJ; MILLWOOD, NY; MINE HILL, NJ; MINEOLA, NY; MOHEGAN LAKE, NY; MONMOUTH BEACH, NJ; MONMOUTH JUNCTION, NJ; MONROE TOWNSHIP, NJ; MONSEY, NY; MONTAGUE, NJ; MONTAUK, NY; MONTCLAIR, NJ; MONTROSE, NY; MONTVALE, NJ; MONTVILLE, NJ; MOONACHIE, NJ; MORGANVILLE, NJ; MORICHES, NY; MORRIS PLAINS, NJ; MORRISTOWN, NJ; MOUNT ARLINGTON, NJ; MOUNT FREEDOM, NJ; MOUNT KISCO, NY; MOUNT SINAI, NY; MOUNT TABOR, NJ; MOUNT VERNON, NY; MOUNTAIN LAKES, NJ; MOUNTAINSIDE, NJ; NANUET, NY; NAVESINK, NJ; NEPTUNE, NJ; NESCONSET, NY; NESHANIC STATION, NJ; NETCONG, NJ; NEW BRUNSWICK, NJ; NEW CITY, NY; NEW EGYPT, NJ; NEW HYDE PARK, NY; NEW MILFORD, NJ; NEW PROVIDENCE, NJ; NEW ROCHELLE, NY; NEW SUFFOLK, NY; NEW VERNON, NJ; NEW YORK, NY; NEWARK, NJ; NEWFOUNDLAND, NJ; NEWFOUNDLAND, PA; NEWTON, NJ; NORMANDY BEACH, NJ; NORTH ARLINGTON, NJ; NORTH BABYLON, NY; NORTH BERGEN, NJ; NORTH BRUNSWICK, NJ; NORTH SALEM, NY; NORTHPORT, NY; NORTHVALE, NJ; NORWOOD, NJ; NUTLEY, NJ; NYACK, NY; OAK RIDGE, NJ; OAKDALE, NY; OAKHURST, NJ; OAKLAND GARDENS, NY; OAKLAND, NJ; OCEAN BEACH, NY; OCEAN GATE, NJ; OCEAN GROVE, NJ; OCEANPORT, NJ; OCEANSIDE, NY; OGDENSBURG, NJ; OLD BETHPAGE, NY; OLD BRIDGE, NJ; OLD WESTBURY, NY; OLDWICK, NJ; ORADELL, NJ; ORANGE, NJ; ORANGEBURG, NY; ORIENT, NY; OSSINING, NY; OYSTER BAY, NY; OZONE PARK, NY; PALISADES PARK, NJ; PALISADES, NY; PARAMUS, NJ; PARK RIDGE, NJ; PARLIN, NJ; PARSIPPANY, NJ; PASSAIC, NJ; PATCHOGUE, NY; PATERSON, NJ; PATTERSON, NY; PAUPACK, PA; PEAPACK, NJ; PEARL RIVER, NY; PECONIC, NY; PEEKSKILL, NY; PELHAM, NY; PEQUANNOCK, NJ; PERTH AMBOY, NJ; PHILLIPSBURG, NJ; PICATINNY ARSENAL, NJ; PIERMONT, NY; PINE BEACH, NJ; PINE BROOK, NJ; PISCATAWAY, NJ; PITTSTOWN, NJ; PLAINFIELD, NJ; PLAINSBORO, NJ; PLAINVIEW

Economics:

| Indiv Tax Returns | Cum Indiv Income | Co Tax Returns | Cum Co Income |
|-------------------|------------------|----------------|---------------|
| 9738260 | 836558735000 | 653420 | 30601774000 |

Entity Counts:

| Org Type | Count |
|------------|-------|
| Company | 6367 |
| Foundation | 20 |
| Government | 2 |
| HigherEd | 95 |

6367 IP-based companies out of 653420 business tax returns = 0.97% in IP company density.

| Year | Est Population | Inventors | Inv / 1000 | Patents | Local Cos | Art Classes |
|------|----------------|-----------|------------|---------|-----------|-------------|
| 2005 | | 6415 | | 4903 | 903 | 366 |
| 2006 | | 7859 | | 6390 | 1035 | 372 |
| 2007 | | 7242 | | 5590 | 939 | 368 |
| 2008 | | 7540 | | 6000 | 952 | 360 |
| 2009 | | 7797 | | 6198 | 913 | 376 |
| 2010 | 19567410 | 10182 | 0.52 | 8619 | 1196 | 381 |
| 2011 | 19756128 | 10089 | 0.51 | 8676 | 1112 | 382 |
| 2012 | 19874606 | 11083 | 0.56 | 9640 | 1254 | 379 |
| 2013 | 20002086 | 12798 | 0.64 | 11162 | 1331 | 375 |
| 2014 | 20092883 | 13569 | 0.68 | 12123 | 1404 | 394 |

| Inventors | Patents |
|---------------|---------|
| Totals: 49602 | 79301 |

Top 25 Art Classes:

| Art Class (code) | Patents | % this metro | % top 250 |
|---|---------|--------------|-----------|
| Multiplex communications... (370) | 4575 | 5.8% | 13.9% |
| Drug, bio-affecting and body treating compositions... (514) | 4162 | 5.2% | 18.4% |
| Data processing: financial, business practice, man... (705) | 3854 | 4.9% | 17% |
| Semiconductor device manufacturing: process... (438) | 2879 | 3.6% | 14.7% |
| Drug, bio-affecting and body treating compositions... (424) | 2826 | 3.6% | 18.7% |

| | | | |
|---|------|------|-------|
| Active solid-state devices (e.g., transistors, sol... (257) | 2460 | 3.1% | 13.9% |
| Electrical computers and digital processing system... (709) | 2444 | 3.1% | 9.5% |
| Telecommunications... (455) | 2361 | 3% | 10.5% |
| Data processing: database and file management or d... (707) | 2206 | 2.8% | 9.4% |
| Chemistry: molecular biology and microbiology... (435) | 1672 | 2.1% | 9.3% |
| Pulse or digital communications... (375) | 1627 | 2.1% | 12.6% |
| Image analysis... (382) | 1560 | 2% | 11.2% |
| Data processing: speech signal processing, linguis... (704) | 1048 | 1.3% | 20.3% |
| Communications: electrical... (340) | 990 | 1.2% | 8.3% |
| Telephonic communications... (379) | 980 | 1.2% | 13.2% |
| Surgery... (600) | 974 | 1.2% | 8.7% |
| Surgery... (606) | 876 | 1.1% | 6.6% |
| Registers... (235) | 874 | 1.1% | 14% |
| Error detection/correction and fault detection/rec... (714) | 871 | 1.1% | 7.5% |
| Information security... (726) | 855 | 1.1% | 9.3% |
| Electrical computers and digital processing system... (713) | 802 | 1% | 6.6% |
| Surgery... (604) | 776 | 1% | 8.6% |
| Optical communications... (398) | 762 | 1% | 24% |
| Data processing: software development, installatio... (717) | 722 | 0.9% | 9.6% |
| Data processing: presentation processing of docume... (715) | 687 | 0.9% | 6.9% |

Patents (by local inventors) assigned to local companies (top 25 or less):
 NOTE: this company count is likely less than the total company account above
 because the above count includes local companies with non-local inventors.

| Company Name | Patents |
|---|---------|
| International Business Machines Corporation | 13642 |
| AT&T Corp. | 915 |
| The Trustees Of Columbia University in the city of New York | 731 |
| Symbol Technologies, Inc. | 728 |
| Colgate-Palmolive Company | 699 |
| Bristol-Myers Squibb Company | 620 |
| ExxonMobil Research and Engineering Company | 557 |
| NEC Laboratories America, Inc. | 532 |
| Honeywell International Inc. | 520 |
| Avaya Inc. | 481 |
| New York University | 467 |
| Schering Corporation | 446 |
| Merck Sharp & Dohme Corp. | 425 |
| American Express Travel Related Services Company, Inc. | 424 |
| Becton, Dickinson and Company | 342 |
| Wyeth | 320 |
| Ethicon, Inc. | 318 |
| Verizon Patent and Licensing Inc. | 310 |
| Rutgers, The State University of New Jersey | 283 |
| Cellco Partnership | 267 |
| CommVault Systems, Inc. | 259 |
| Telcordia Technologies, Inc. | 257 |
| PepsiCo, Inc. | 252 |
| McNeil-PPC, Inc. | 228 |
| The Trustees of Princeton University | 228 |

Top 25 (or less) local inventors:

| Inventor | Company | Patents |
|--------------------|---|---------|
| Junyi Li | QUALCOMM Incorporated | 340 |
| Kie Y. Ahn | Micron Technology, Inc. | 315 |
| Bruce B. Doris | International Business Machines Corporation | 260 |
| Rajiv Laroia | QUALCOMM Incorporated | 221 |
| Devendra K. Sadana | International Business Machines Corporation | 198 |
| Stephen E. Terry | InterDigital Technology Corporation | 182 |

| | | |
|----------------------|---|-----|
| David M. Goldenberg | Immunomedics, Inc. | 153 |
| Richard C. Chu | International Business Machines Corporation | 152 |
| Anthony D. Kurtz | Kulite Semiconductor Products, Inc. | 137 |
| Clifford A. Pickover | International Business Machines Corporation | 136 |
| Hsiang-Lan Lung | Macronix International Co., Ltd. | 132 |
| Xinzhou Wu | QUALCOMM Incorporated | 129 |
| Anand Prahlad | CommVault Systems, Inc. | 125 |
| Chung H. Lam | International Business Machines Corporation | 125 |
| Dimitri Kanevsky | International Business Machines Corporation | 124 |
| Marian Croak | AT&T Intellectual Property II, L.P. | 122 |
| Ariela Zeira | InterDigital Technology Corporation | 121 |
| Robert Moskovich | Colgate-Palmolive Company | 117 |
| Ghavam G. Shahidi | International Business Machines Corporation | 114 |
| Stephen G. Dick | InterDigital Technology Corporation | 111 |
| Marc Zemel | Mr. Bar-B-Q-, Inc. | 109 |
| Ping-Chuan Wang | International Business Machines Corporation | 108 |
| Douglas R. Dole | Victaulic Company | 107 |
| Daniel C. Edelstein | International Business Machines Corporation | 106 |
| Vijay Narayanan | International Business Machines Corporation | 106 |

> NILES-BENTON HARBOR, MI [35660]

List of 25 included communities:

BARODA, MI; BENTON HARBOR, MI; BERRIEN CENTER, MI; BERRIEN SPRINGS, MI; BRIDGMAN, MI; BUCHANAN, MI; COLOMA, MI; COVERT, MI; DOWAGIAC, MI; EAU CLAIRE, MI; GALIEN, MI; HAGAR SHORES, MI; HARBERT, MI; LAKESIDE, MI; NEW BUFFALO, MI; NEW TROY, MI; NILES, MI; RIVERSIDE, MI; SAINT JOSEPH, MI; SAWYER, MI; SODUS, MI; STEVENSVILLE, MI; THREE OAKS, MI; UNION PIER, MI; WATERVLIET, MI

Economics:

| Indiv Tax Returns | Cum Indiv Income | Co Tax Returns | Cum Co Income |
|-------------------|------------------|----------------|---------------|
| 83240 | 4333760000 | 3840 | 136346000 |

Entity Counts:

| Org Type | Count |
|----------|-------|
| Company | 32 |

32 IP-based companies out of 3840 business tax returns = 0.83% in IP company density.

| Year | Est Population | Inventors | Inv / 1000 | Patents | Local Cos | Art Classes |
|------|----------------|-----------|------------|---------|-----------|-------------|
| 2005 | | 40 | | 37 | 3 | 29 |
| 2006 | | 57 | | 65 | 5 | 43 |
| 2007 | | 68 | | 60 | 5 | 37 |
| 2008 | | 59 | | 66 | 3 | 40 |
| 2009 | | 84 | | 65 | 5 | 41 |
| 2010 | 156813 | 104 | 0.66 | 96 | 7 | 50 |
| 2011 | 156544 | 135 | 0.86 | 132 | 10 | 55 |
| 2012 | 156057 | 146 | 0.94 | 140 | 10 | 57 |
| 2013 | 155321 | 159 | 1.02 | 164 | 8 | 65 |
| 2014 | 155233 | 173 | 1.11 | 165 | 9 | 66 |

| Inventors | Patents |
|-------------|---------|
| Totals: 540 | 990 |

Top 25 Art Classes:

| Art Class (code) | Patents | % this metro | % top 250 |
|---|---------|--------------|-----------|
| Cleaning and liquid contact with solids... (134) | 94 | 9.5% | 5.6% |
| Tools... (81) | 70 | 7.1% | 9% |
| Textiles: fluid treating apparatus... (68) | 52 | 5.3% | 36.4% |
| Prosthesis (i.e., artificial body members), parts ... (623) | 39 | 3.9% | 0.6% |
| Brakes... (188) | 25 | 2.5% | 2.9% |
| Electricity: electrical systems and devices... (361) | 21 | 2.1% | 0.2% |
| Optical: systems and elements... (359) | 19 | 1.9% | 0.3% |
| Communications: electrical... (340) | 18 | 1.8% | 0.2% |
| Electrical audio signal processing systems and dev... (381) | 18 | 1.8% | 0.6% |
| Electric heating... (219) | 17 | 1.7% | 0.5% |
| Plastic and nonmetallic article shaping or treatin... (264) | 17 | 1.7% | 0.5% |
| Electrical connectors... (439) | 15 | 1.5% | 0.2% |
| Electricity: conductors and insulators... (174) | 14 | 1.4% | 0.5% |
| Multiplex communications... (370) | 14 | 1.4% | 0% |
| Data processing: generic control systems or specif... (700) | 13 | 1.3% | 0.2% |
| Illumination... (362) | 13 | 1.3% | 0.3% |

| | | | |
|---|----|------|------|
| Computer graphics processing and selective visual ... (345) | 12 | 1.2% | 0.1% |
| Fluent material handling, with receiver or receive... (141) | 12 | 1.2% | 1% |
| Liquid purification or separation... (210) | 12 | 1.2% | 0.2% |
| Supports: cabinet structure... (312) | 11 | 1.1% | 1.6% |
| Communications: radio wave antennas... (343) | 10 | 1% | 0.3% |
| Electricity: magnetically operated switches, magne... (335) | 10 | 1% | 0.8% |
| Food or edible material: processes, compositions, ... (426) | 10 | 1% | 0.5% |
| Pulse or digital communications... (375) | 10 | 1% | 0.1% |
| Refrigeration... (62) | 10 | 1% | 1.3% |

Patents (by local inventors) assigned to local companies (top 25 or less):
 NOTE: this company count is likely less than the total company account above
 because the above count includes local companies with non-local inventors.

| Company Name | Patents |
|--|---------|
| Whirlpool Corporation | 881 |
| Whirlpool Corporation | 12 |
| Ausco Products, Inc. | 11 |
| Just Plugs, LLC | 5 |
| Lyons Industries, Inc. | 4 |
| Gast Manufacturing, Inc. | 4 |
| Mac Engineering and Equipment Company, Inc. | 3 |
| Jenesis International, Inc. | 3 |
| BERRIEN METAL PRODUCTS, INC. | 2 |
| Jenesis International Inc. | 2 |
| Gast Manufacturing, Inc., a Unit of IDEX Corporation | 2 |
| Sensible Vision, Inc. | 2 |
| Whirlpool Corporation | 1 |
| Whirpoll Corporation | 1 |
| Whirlpoop Corporation | 1 |
| Whilpool Corporation | 1 |
| Tem-Pace, Inc. | 1 |
| Microfil, LLC | 1 |
| Metal Processors Inc. | 1 |
| Jenesis International Incorporated | 1 |
| International Awards Group, LLC | 1 |
| Gast Manufacturing Corporation | 1 |

Top 25 (or less) local inventors:

| Inventor | Company | Patents |
|---------------------|------------------------------|---------|
| Richard A. McCoy | Whirlpool Corporation | 92 |
| Douglas D. LeClear | Whirlpool Corporation | 42 |
| Seth E. Bixby | Whirlpool Corporation | 42 |
| Wyatt A. Cline | Whirlpool Corporation | 33 |
| Guolian Wu | Whirlpool Corporation | 32 |
| Farhad Ashrafzadeh | Whirlpool Corporation | 31 |
| Paul B. Allard | Whirlpool Corporation | 30 |
| Allen H. Simpson | Honeywell International Inc. | 28 |
| Steven J. Kuehl | Whirlpool Corporation | 27 |
| Alan R. Watson | Gentex Corporation | 26 |
| Robert J. Pinkowski | Whirlpool Corporation | 26 |
| Daniel J. Marchok | Tellabs Operations, Inc. | 25 |
| Joel A. Luckman | Whirlpool Corporation | 25 |
| Barry E. Tuller | Whirlpool Corporation | 23 |
| Chad T. VanderRoest | Whirlpool Corporation | 21 |
| Jeffrey M. Browne | Whirlpool Corporation | 21 |
| Michele E. Wilcox | Whirlpool Corporation | 20 |
| Peter J. Richmond | Whirlpool Corporation | 19 |
| Karen J. Querfurth | Whirlpool Corporation | 18 |
| Kaustav Ghosh | Whirlpool Corporation | 18 |

| | | |
|---------------------|-----------------------|----|
| Kevin M. Chase | Whirlpool Corporation | 18 |
| Ronald L. Voglewede | Whirlpool Corporation | 18 |
| Colleen M. Doyle | Whirlpool Corporation | 17 |
| Andrew M. Tenbarge | Whirlpool Corporation | 16 |
| John J. Vonderhaar | Whirlpool Corporation | 16 |

> NORWICH-NEW LONDON, CT [35980]

List of 39 included communities:

AMSTON, CT; BAL TIC, CT; BOZRAH, CT; COLCHESTER, CT; EAST LYME, CT; GALES FERRY, CT; GILMAN, CT; GROTON, CT; HADLYME, CT; HANOVER, CT; JEWETT CITY, CT; LEBANON, CT; LEDYARD, CT; MASHANTUCKET, CT; MONTVILLE, CT; MYSTIC, CT; NEW LONDON, CT; NIAN TIC, CT; NORTH FRANKLIN, CT; NORTH STONINGTON, CT; NORTH WESTCHESTER, CT; NORWICH, CT; OAKDALE, CT; OLD LYME, CT; OLD MYSTIC, CT; PAWCATUCK, CT; PLAINFIELD, CT; PRESTON, CT; QUAKER HILL, CT; SALEM, CT; SOUTH LYME, CT; STONINGTON, CT; TAFTVILLE, CT; UNCASVILLE, CT; VERSAILLES, CT; VOLUNTOWN, CT; WATERFORD, CT; WEST MYSTIC, CT; YANTIC, CT

Economics:

| Indiv Tax Returns | Cum Indiv Income | Co Tax Returns | Cum Co Income |
|-------------------|------------------|----------------|---------------|
| 137710 | 9086013000 | 5990 | 291432000 |

Entity Counts:

| Org Type | Count |
|----------|-------|
| Company | 49 |
| HigherEd | 1 |

49 IP-based companies out of 5990 business tax returns = 0.82% in IP company density.

| Year Est Population | Inventors | Inv / 1000 | Patents | Local Cos | Art Classes |
|---------------------|-----------|------------|---------|-----------|-------------|
| 2005 | 241 | | 202 | 14 | 71 |
| 2006 | 262 | | 215 | 6 | 71 |
| 2007 | 212 | | 184 | 11 | 67 |
| 2008 | 154 | | 134 | 7 | 58 |
| 2009 | 175 | | 153 | 9 | 64 |
| 2010 274055 | 175 | 0.64 | 163 | 5 | 63 |
| 2011 274056 | 169 | 0.62 | 187 | 12 | 80 |
| 2012 274544 | 210 | 0.76 | 213 | 11 | 77 |
| 2013 273976 | 215 | 0.78 | 239 | 8 | 82 |
| 2014 273676 | 237 | 0.87 | 255 | 12 | 77 |

| Inventors | Patents |
|--------------|---------|
| Totals: 1131 | 1945 |

Top 25 Art Classes:

| Art Class (code) | Patents | % this metro | % top 250 |
|---|---------|--------------|-----------|
| Drug, bio-affecting and body treating compositions... (514) | 381 | 19.6% | 1.7% |
| Drug, bio-affecting and body treating compositions... (424) | 129 | 6.6% | 0.9% |
| Multicellular living organisms and unmodified part... (800) | 76 | 3.9% | 1.3% |
| Rotary kinetic fluid motors or pumps... (415) | 57 | 2.9% | 2.7% |
| Chemistry: molecular biology and microbiology... (435) | 48 | 2.5% | 0.3% |
| Chemistry: electrical current producing apparatus,... (429) | 44 | 2.3% | 1.1% |
| Electrical connectors... (439) | 44 | 2.3% | 0.6% |
| Organic compounds -- part of the class 532-570 ser... (544) | 39 | 2% | 3.5% |
| Surgery: light, thermal, and electrical applicatio... (607) | 37 | 1.9% | 0.5% |
| Organic compounds -- part of the class 532-570 ser... (548) | 36 | 1.9% | 2.9% |
| Fluid reaction surfaces (i.e., impellers)... (416) | 35 | 1.8% | 1.9% |
| Organic compounds -- part of the class 532-570 ser... (546) | 34 | 1.7% | 1.9% |
| Organic compounds -- part of the class 532-570 ser... (536) | 32 | 1.6% | 1% |

| | | | |
|---|----|------|------|
| Elongated-member-driving apparatus... (227) | 30 | 1.5% | 2.4% |
| Surgery: splint, brace, or bandage... (602) | 28 | 1.4% | 1% |
| Chemistry: natural resins or derivatives; peptides... (530) | 25 | 1.3% | 0.6% |
| Surgery... (600) | 25 | 1.3% | 0.2% |
| Communications: electrical... (340) | 24 | 1.2% | 0.2% |
| Planetary gear transmission systems or components... (475) | 24 | 1.2% | 1.4% |
| Surgery... (606) | 23 | 1.2% | 0.2% |
| Data processing: financial, business practice, man... (705) | 19 | 1% | 0.1% |
| Land vehicles: dumping... (298) | 19 | 1% | 0.9% |
| Communications, electrical: acoustic wave systems ... (367) | 18 | 0.9% | 1.4% |
| Electricity: conductors and insulators... (174) | 18 | 0.9% | 0.6% |
| Optical: systems and elements... (359) | 17 | 0.9% | 0.3% |

Patents (by local inventors) assigned to local companies (top 25 or less):
 NOTE: this company count is likely less than the total company account above because the above count includes local companies with non-local inventors.

| Company Name | Patents |
|--------------------------------------|---------|
| Ortronics, Inc. | 50 |
| Pfizer Products Inc. | 25 |
| INNCOM International Inc. | 9 |
| Pfizer Products, Inc. | 8 |
| Pfizer, Inc. | 8 |
| Davis-Standard, LLC | 6 |
| Electric Boat Corporation | 5 |
| Pfizer Inc. | 5 |
| Inncom International, Inc. | 4 |
| Technology Solutions & Invention LLC | 4 |
| Cable Components Group | 3 |
| Connecticut College | 2 |
| Contine Corporation | 2 |
| PEL Associates | 2 |
| Phonoflow Medical, LLC | 2 |
| USES, Inc. | 2 |
| MysticMD, Inc. | 1 |
| Mystic MD, Inc. | 1 |
| Inc.jet, Incorporated | 1 |
| inc.jet Incorporated | 1 |
| Hottec, Inc. | 1 |
| FIBERQA, LLC | 1 |
| Falck Medical, Inc. | 1 |
| eGen LLC | 1 |
| Drawings Plus, LLC | 1 |

Top 25 (or less) local inventors:

| Inventor | Company | Patents |
|----------------------|--|---------|
| Michael E. McCune | United Technologies Corporation | 61 |
| James W. Norris | United Technologies Corporation | 47 |
| Pierre Wicker | Amarin Pharmaceuticals Ireland Limited | 36 |
| Paresh Soni | Amarin Pharmaceuticals Ireland Limited | 35 |
| Michael J. Sullivan | Acushnet Company | 31 |
| Carl A. Reiser | UTC Power Corporation | 19 |
| Michael J. Munchhof | Pfizer Inc. | 19 |
| Peter Hathaway | Covidien LP | 19 |
| Howard A. Fromson | Anocoil Corporation | 16 |
| Ralph Stearns | Tyco Healthcare Group LP | 16 |
| Ravi M. Shanker | Bend Research, Inc. | 16 |
| Thomas J. Praisner | United Technologies Corporation | 16 |
| Lars R. Larsen | Ortronics, Inc. | 14 |
| Nathaniel L. Herring | Hubbell Incorporated | 14 |

| | | |
|----------------------|------------------------------------|----|
| Peter Hathaway | Tyco Healthcare Group LP | 14 |
| Shihshieh Huang | Monsanto Technology LLC | 14 |
| William J. Curatolo | Bend Research, Inc. | 14 |
| Joel S. Douglas | Roche Diagnostics Operations, Inc. | 13 |
| Ralph Stearns | SurgiQuest, Inc. | 13 |
| Adam Murano | Ortronics, Inc. | 12 |
| Carl A. Reiser | UTC Fuel Cells, LLC | 12 |
| Shadi A. Abughazaleh | Hubbell Incorporated | 12 |
| Darren C. Eller | Sargent Manufacturing Company | 11 |
| Eric W. Malmborg | United Technologies Corporation | 11 |
| Jacqueline E. Heard | Mendel Biotechnology, Inc. | 11 |

> OCALA, FL [36100]

List of 26 included communities:

ALTOONA, FL; ANTHONY, FL; BELLEVIEW, FL; CANDLER, FL; CITRA, FL; DUNNELLON, FL; EASTLAKE WEIR, FL; FAIRFIELD, FL; FORT MC COY, FL; LOWELL, FL; MC INTOSH, FL; MICANOPY, FL; MORRISTON, FL; OCALA, FL; OCKLAWAHA, FL; ORANGE LAKE, FL; ORANGE SPRINGS, FL; OXFORD, FL; REDDICK, FL; SILVER SPRINGS, FL; SPARR, FL; SUMMERFIELD, FL; THE VILLAGES, FL; UMATILLA, FL; WEIRSDALE, FL; WILLISTON, FL

Economics:

| Indiv Tax Returns | Cum Indiv Income | Co Tax Returns | Cum Co Income |
|-------------------|------------------|----------------|---------------|
| 180800 | 9467550000 | 11340 | 227939000 |

Entity Counts:

| Org Type | Count |
|----------|-------|
| Company | 30 |

30 IP-based companies out of 11340 business tax returns = 0.26% in IP company density.

| Year | Est Population | Inventors | Inv / 1000 | Patents | Local Cos | Art Classes |
|------|----------------|-----------|------------|---------|-----------|-------------|
| 2005 | | 26 | | 21 | 2 | 19 |
| 2006 | | 25 | | 31 | 3 | 22 |
| 2007 | | 32 | | 33 | 7 | 26 |
| 2008 | | 14 | | 11 | 6 | 11 |
| 2009 | | 24 | | 28 | 6 | 20 |
| 2010 | 331298 | 30 | 0.09 | 40 | 7 | 26 |
| 2011 | 332507 | 27 | 0.08 | 33 | 5 | 27 |
| 2012 | 334495 | 45 | 0.13 | 56 | 4 | 32 |
| 2013 | 336159 | 60 | 0.18 | 79 | 6 | 37 |
| 2014 | 339167 | 60 | 0.18 | 72 | 6 | 43 |

| Inventors | Patents |
|-------------|---------|
| Totals: 221 | 404 |

Top 25 Art Classes:

| Art Class (code) | Patents | % this metro | % top 250 |
|---|---------|--------------|-----------|
| Multiplex communications... (370) | 43 | 10.6% | 0.1% |
| Communications: electrical... (340) | 21 | 5.2% | 0.2% |
| Pulse or digital communications... (375) | 16 | 4% | 0.1% |
| Drug, bio-affecting and body treating compositions... (424) | 15 | 3.7% | 0.1% |
| Data processing: financial, business practice, man... (705) | 10 | 2.5% | 0% |
| Telecommunications... (455) | 10 | 2.5% | 0% |
| Drug, bio-affecting and body treating compositions... (514) | 9 | 2.2% | 0% |
| Exercise devices... (482) | 9 | 2.2% | 0.4% |
| Supports: racks... (211) | 7 | 1.7% | 0.6% |
| Surgery: light, thermal, and electrical applicatio... (607) | 7 | 1.7% | 0.1% |
| Thermal measuring and testing... (374) | 7 | 1.7% | 0.7% |
| Chemistry: molecular biology and microbiology... (435) | 6 | 1.5% | 0% |
| Surgery... (604) | 6 | 1.5% | 0.1% |
| Telephonic communications... (379) | 6 | 1.5% | 0.1% |
| Data processing: vehicles, navigation, and relativ... (701) | 5 | 1.2% | 0.1% |
| Electric lamp and discharge devices: systems... (315) | 5 | 1.2% | 0.2% |

| | | | |
|---|---|------|------|
| Electrical computers and digital processing system... (709) | 5 | 1.2% | 0% |
| Electrical computers and digital processing system... (713) | 5 | 1.2% | 0% |
| Fire extinguishers... (169) | 5 | 1.2% | 1.3% |
| Games using tangible projectile... (473) | 5 | 1.2% | 0.1% |
| Plastic and nonmetallic article shaping or treatin... (264) | 5 | 1.2% | 0.2% |
| Dispensing... (222) | 4 | 1% | 0.2% |
| Hydraulic and earth engineering... (405) | 4 | 1% | 0.2% |
| Illumination... (362) | 4 | 1% | 0.1% |
| Land vehicles... (280) | 4 | 1% | 0.1% |

Patents (by local inventors) assigned to local companies (top 25 or less):
 NOTE: this company count is likely less than the total company account above
 because the above count includes local companies with non-local inventors.

| Company Name | Patents |
|---|---------|
| Intellon Corporation | 15 |
| Zefon International, Inc. | 7 |
| Glenn Lane Family Limited Liability Limited Partnership | 4 |
| Flair Corporation | 4 |
| A&N Corporation | 4 |
| F.C. Patents | 3 |
| Class 1, Inc. | 3 |
| F.C. Patents, LLC | 2 |
| Fitness Tools, LLC | 2 |
| Inflowsion, L.L.C. | 2 |
| Inflowsion L.L.C. | 2 |
| Pathogenes, Inc. | 2 |
| MARS Company | 2 |
| Smith Innovations, Inc. | 1 |
| Signature Brands LLC | 1 |
| Shade Systems Inc. | 1 |
| Lois Baute | 1 |
| Padjack, Inc. | 1 |
| Michelle Enterprises, LLC | 1 |
| MFM Industries, Inc. | 1 |
| Hobert Ronald Baute | 1 |
| GOLF CART VISORS, LLC | 1 |
| FC Patents, LLC. | 1 |
| Bosye, LLC | 1 |
| Elster Amco Water, LLC | 1 |

Top 25 (or less) local inventors:

| Inventor | Company | Patents |
|-----------------------------|---|---------|
| W. Stephen Hill | U.S. Nutraceuticals, LLC | 27 |
| Lawrence W. Yonge, III | QUALCOMM Incorporated | 22 |
| John Richard Nawrocki | Clairson, Inc. | 14 |
| Lawrence Winston Yonge, III | QUALCOMM Incorporated | 14 |
| Lawrence W. Yonge, III | Atheros Communications, Inc. | 11 |
| Lawrence W. Yonge, III | Intellon Corporation | 11 |
| Lee E. Remmers | Clairson, Inc. | 11 |
| Paul M. Lyrene | Royal Berries S.L. | 11 |
| Lawrence W. Yonge, III | Qualcomm Atheros, Inc. | 10 |
| Murray F Feller | Onicon, Inc. | 9 |
| Paul M. Lyrene | Florida Foundation Seed Producers, Inc. | 8 |
| Carl J. Hagele | CNH Industrial America LLC | 7 |
| Scott Ryan | Zefon International, Inc. | 7 |
| Stanley J. Kostoff, II | Intellon Corporation | 7 |
| Srinivas Katar | Atheros Communications, Inc. | 6 |
| William E. Earnshaw | Intellon Corporation | 6 |
| Arthur Parkhurst | TIDI Securement Products, LLC | 5 |

| | | |
|---------------------|-------------------------------|---|
| Ralph L. Roberts | R+L Carriers, Inc. | 5 |
| Arthur Parkhurst | Zefon International, Inc. | 4 |
| Brian E. Markwalter | Intellon Corporation | 4 |
| Celestino A. Corral | QUALCOMM Incorporated | 4 |
| Hao Zhu | QUALCOMM Incorporated | 4 |
| Jared Kashimba | Bandwidth.com, Inc. | 4 |
| John Eimer | Seaquist Closures L.L.C. | 4 |
| Kurt Kyvik | TIDI Securement Products, LLC | 4 |

> OGDEN-CLEARFIELD, UT [36260]

List of 17 included communities:

BOUNTIFUL, UT; CENTERVILLE, UT; CLEARFIELD, UT; CROYDON, UT; EDEN, UT; FARMINGTON, UT; HILL AFB, UT; HOOPER, UT; HUNTSVILLE, UT; KAYSVILLE, UT; LAYTON, UT; MORGAN, UT; NORTH SALT LAKE, UT; OGDEN, UT; ROY, UT; SYRACUSE, UT; WOODS CROSS, UT

Economics:

| Indiv Tax Returns | Cum Indiv Income | Co Tax Returns | Cum Co Income |
|-------------------|------------------|----------------|---------------|
| 252900 | 15098736000 | 19910 | 241568000 |

Entity Counts:

| Org Type | Count |
|----------|-------|
| Company | 114 |
| HigherEd | 1 |

114 IP-based companies out of 19910 business tax returns = 0.57% in IP company density.

| Year | Est Population | Inventors | Inv / 1000 | Patents | Local Cos | Art Classes |
|------|----------------|-----------|------------|---------|-----------|-------------|
| 2005 | | 120 | | 102 | 14 | 55 |
| 2006 | | 161 | | 157 | 17 | 79 |
| 2007 | | 134 | | 109 | 17 | 66 |
| 2008 | | 137 | | 125 | 25 | 66 |
| 2009 | | 117 | | 121 | 14 | 59 |
| 2010 | 597159 | 185 | 0.31 | 193 | 18 | 96 |
| 2011 | 605878 | 197 | 0.33 | 205 | 17 | 88 |
| 2012 | 612629 | 186 | 0.3 | 212 | 16 | 89 |
| 2013 | 622238 | 219 | 0.35 | 250 | 17 | 119 |
| 2014 | 632293 | 195 | 0.31 | 220 | 16 | 108 |

| Inventors | Patents |
|-------------|---------|
| Totals: 967 | 1694 |

Top 25 Art Classes:

| Art Class (code) | Patents | % this metro | % top 250 |
|---|---------|--------------|-----------|
| Surgery... (604) | 156 | 9.2% | 1.7% |
| Land vehicles... (280) | 144 | 8.5% | 2.7% |
| Horizontally supported planar surfaces... (108) | 60 | 3.5% | 8.8% |
| Pulse or digital communications... (375) | 51 | 3% | 0.4% |
| Surgery... (606) | 40 | 2.4% | 0.3% |
| Surgery... (600) | 39 | 2.3% | 0.3% |
| Multiplex communications... (370) | 37 | 2.2% | 0.1% |
| Data processing: financial, business practice, man... (705) | 34 | 2% | 0.2% |
| Flexible or portable closure, partition, or panel... (160) | 25 | 1.5% | 3.7% |
| Error detection/correction and fault detection/rec... (714) | 24 | 1.4% | 0.2% |
| Explosive and thermic compositions or charges... (149) | 22 | 1.3% | 8.3% |
| Communications: electrical... (340) | 21 | 1.2% | 0.2% |
| Electrical computers and digital processing system... (713) | 20 | 1.2% | 0.2% |
| Dynamic magnetic information storage or retrieval... (360) | 19 | 1.1% | 0.3% |
| Illumination... (362) | 19 | 1.1% | 0.4% |
| Computer graphics processing and selective visual ... (345) | 18 | 1.1% | 0.2% |

| | | | |
|---|----|------|------|
| Electrical computers and digital processing system... (709) | 18 | 1.1% | 0.1% |
| Games using tangible projectile... (473) | 18 | 1.1% | 0.4% |
| Registers... (235) | 18 | 1.1% | 0.3% |
| Chemistry: molecular biology and microbiology... (435) | 16 | 0.9% | 0.1% |
| Telephonic communications... (379) | 15 | 0.9% | 0.2% |
| X-ray or gamma ray systems or devices... (378) | 15 | 0.9% | 0.6% |
| Adhesive bonding and miscellaneous chemical manufa... (156) | 14 | 0.8% | 0.4% |
| Data processing: database and file management or d... (707) | 14 | 0.8% | 0.1% |
| Electricity: measuring and testing... (324) | 14 | 0.8% | 0.2% |

Patents (by local inventors) assigned to local companies (top 25 or less):
 NOTE: this company count is likely less than the total company account above
 because the above count includes local companies with non-local inventors.

| Company Name | Patents |
|--|---------|
| Autoliv ASP, Inc. | 177 |
| Lifetime Products, Inc. | 147 |
| Orbit Irrigation Products, Inc. | 32 |
| Browning | 9 |
| Larson archery company | 9 |
| Performance Design, Inc. | 9 |
| Iostar Corporation | 7 |
| Bookamajigs, LLC | 6 |
| Roman Cement, LLC | 6 |
| SonicScrubbers, Inc. | 6 |
| Techxotic LC | 6 |
| Hema Metrics, Inc. | 5 |
| Specialized Health Products, Inc. | 5 |
| Wick Werks, LLC | 5 |
| Wolf Peak Holdings, LLC | 5 |
| D2 Investments, LLC | 4 |
| Browning Arms Company | 4 |
| FireFly Equipment, LLC | 4 |
| Flying J, Inc. | 4 |
| Quantronix, Inc. | 4 |
| Wolf Peak Holdings, Inc. | 4 |
| Albion International, Inc. | 3 |
| RMDI, LLC | 3 |
| Specialized Health Products Inc. | 3 |
| Thorne Consulting & Intellectual Property, LLC | 3 |

Top 25 (or less) local inventors:

| Inventor | Company | Patents |
|---------------------|-------------------------|---------|
| David C. Winter | Lifetime Products, Inc. | 52 |
| E. Carl Goodman | Won-Door Corporation | 38 |
| L. Curtis Strong | Lifetime Products, Inc. | 37 |
| Robert A. Astle | Lifetime Products, Inc. | 34 |
| Robert T. Bell | Cisco Technology, Inc. | 28 |
| Kelly B. Powers | C. R. Bard, Inc. | 27 |
| Wendell Peery | Lifetime Products, Inc. | 27 |
| Bradley W. Smith | Autoliv ASP, Inc. | 25 |
| Jeffrey D. Williams | Autoliv ASP, Inc. | 25 |
| John Strasser | Fusion-io, Inc. | 23 |
| Brent Steed | Lifetime Products, Inc. | 21 |
| Barry D. Mower | Lifetime Products, Inc. | 20 |
| Michael D. George | Won-Door Corporation | 17 |
| David O. Meyers | Runway Blue, LLC | 16 |
| Jason R. Stats | C. R. Bard, Inc. | 16 |
| Jay Calkin | Lifetime Products, Inc. | 16 |
| Eddie K. Burnside | C. R. Bard, Inc. | 15 |

| | | |
|----------------------|-------------------------------|----|
| Joseph J. Hartvigsen | Ceramatec, Inc. | 15 |
| S. Ray Isaacson | Becton, Dickinson and Company | 15 |
| Kent F. Beck | ZEVEX, Inc. | 14 |
| David L. DeJong | MeadWestvaco Calmar, Inc. | 13 |
| Kent Beck | Zevex, Inc. | 13 |
| Matthew A. Cox | Autoliv ASP, Inc. | 13 |
| Neil Watson | Lifetime Products, Inc. | 13 |
| Thayne B. Haney | Lifetime Products, Inc. | 13 |

> OKLAHOMA CITY, OK [36420]

List of 73 included communities:

AGRA, OK; ALEX, OK; AMBER, OK; ARCADIA, OK; BETHANY, OK; BLANCHARD, OK; BRADLEY, OK; BYARS, OK; CALUMET, OK; CARNEY, OK; CASHION, OK; CEMENT, OK; CHANDLER, OK; CHICKASHA, OK; CHOCTAW, OK; CONCHO, OK; COYLE, OK; CRESCENT, OK; CUSHING, OK; DAVENPORT, OK; DEPEW, OK; DIBBLE, OK; EDMOND, OK; EL RENO, OK; GEARY, OK; GUTHRIE, OK; HARRAH, OK; HINTON, OK; JONES, OK; LANGSTON, OK; LEXINGTON, OK; LINDSAY, OK; LUTHER, OK; MACOMB, OK; MARLOW, OK; MARSHALL, OK; MAYSVILLE, OK; MCLLOUD, OK; MEEKER, OK; MERIDIAN, OK; MINCO, OK; MULHALL, OK; MUSTANG, OK; NEWALLA, OK; NEWCASTLE, OK; NICOMA PARK, OK; NINNEKAH, OK; NOBLE, OK; NORMAN, OK; OKARCHE, OK; OKLAHOMA CITY, OK; ORLANDO, OK; PAOLI, OK; PERKINS, OK; PIEDMONT, OK; POCASSET, OK; PRAGUE, OK; PURCELL, OK; RUSH SPRINGS, OK; SPARKS, OK; SPENCER, OK; STRATFORD, OK; STROUD, OK; TRYON, OK; TUTTLE, OK; UNION CITY, OK; VERDEN, OK; WANETTE, OK; WASHINGTON, OK; WAYNE, OK; WELLSTON, OK; WHEATLAND, OK; YUKON, OK

Economics:

| Indiv Tax Returns | Cum Indiv Income | Co Tax Returns | Cum Co Income |
|-------------------|------------------|----------------|---------------|
| 807100 | 50165406000 | 50850 | 1643183000 |

Entity Counts:

| Org Type | Count |
|------------|-------|
| Company | 177 |
| Foundation | 3 |
| HigherEd | 12 |

177 IP-based companies out of 50850 business tax returns = 0.35% in IP company density.

| Year | Est Population | Inventors | Inv / 1000 | Patents | Local Cos | Art Classes |
|------|----------------|-----------|------------|---------|-----------|-------------|
| 2005 | | 164 | | 146 | 21 | 74 |
| 2006 | | 202 | | 193 | 30 | 86 |
| 2007 | | 185 | | 175 | 35 | 77 |
| 2008 | | 177 | | 158 | 29 | 70 |
| 2009 | | 162 | | 148 | 26 | 64 |
| 2010 | 1252987 | 179 | 0.14 | 170 | 24 | 73 |
| 2011 | 1276858 | 207 | 0.16 | 163 | 29 | 91 |
| 2012 | 1297886 | 205 | 0.16 | 200 | 37 | 88 |
| 2013 | 1320585 | 206 | 0.16 | 212 | 29 | 80 |
| 2014 | 1336767 | 217 | 0.16 | 205 | 38 | 99 |

| Inventors | Patents |
|--------------|---------|
| Totals: 1191 | 1770 |

Top 25 Art Classes:

| Art Class (code) | Patents | % this metro | % top 250 |
|---|---------|--------------|-----------|
| Wells... (166) | 316 | 17.9% | 5.2% |
| Chemistry: molecular biology and microbiology... (435) | 86 | 4.9% | 0.5% |
| Drug, bio-affecting and body treating compositions... (514) | 48 | 2.7% | 0.2% |
| Communications: electrical... (340) | 46 | 2.6% | 0.4% |
| Earth boring, well treating, and oil field chemist... (507) | 45 | 2.5% | 6.1% |
| Drug, bio-affecting and body treating compositions... (424) | 44 | 2.5% | 0.3% |
| Dynamic magnetic information storage or retrieval... (360) | 42 | 2.4% | 0.7% |
| Compositions: coating or plastic... (106) | 41 | 2.3% | 3% |

| | | | |
|---|----|------|------|
| Boring or penetrating the earth... (175) | 34 | 1.9% | 1.7% |
| Chemical apparatus and process disinfecting, deodo... (422) | 33 | 1.9% | 0.8% |
| Chemistry of inorganic compounds... (423) | 29 | 1.6% | 1.2% |
| Fluid handling... (137) | 27 | 1.5% | 0.9% |
| Data processing: financial, business practice, man... (705) | 21 | 1.2% | 0.1% |
| Electrical computers and digital processing system... (711) | 19 | 1.1% | 0.2% |
| Liquid purification or separation... (210) | 19 | 1.1% | 0.4% |
| Data processing: measuring, calibrating, or testin... (702) | 17 | 1% | 0.2% |
| Land vehicles... (280) | 17 | 1% | 0.3% |
| Prosthesis (i.e., artificial body members), parts ... (623) | 16 | 0.9% | 0.3% |
| Data processing: generic control systems or specif... (700) | 15 | 0.8% | 0.2% |
| Hydraulic and earth engineering... (405) | 15 | 0.8% | 0.9% |
| Surgery... (600) | 15 | 0.8% | 0.1% |
| Supports... (248) | 14 | 0.8% | 0.5% |
| Surgery... (606) | 14 | 0.8% | 0.1% |
| Chemistry: natural resins or derivatives; peptides... (530) | 13 | 0.7% | 0.3% |
| Internal-combustion engines... (123) | 13 | 0.7% | 0.3% |

Patents (by local inventors) assigned to local companies (top 25 or less):
 NOTE: this company count is likely less than the total company account above
 because the above count includes local companies with non-local inventors.

| Company Name | Patents |
|--|---------|
| The Board of Regents of the University of Oklahoma | 132 |
| Oklahoma Medical Research Foundation | 42 |
| Thru Tubing Solutions, Inc. | 36 |
| Stinger Wellhead Protection, Inc. | 24 |
| Innovalarm Corporation | 21 |
| Doug Carson & Associates, Inc. | 17 |
| Tronox LLC | 17 |
| Wood Group ESP, Inc. | 17 |
| Carlisle FoodService Products, Incorporated | 13 |
| Modular Services Company | 12 |
| Taylor Innovations, L.L.C. | 11 |
| Little Giant Pump Company | 7 |
| Pelco Products, Inc. | 7 |
| Airgo IP, LLC | 6 |
| Century, LLC | 6 |
| Intelligent Tools IP, LLC | 6 |
| Kerr-McGee Chemical, LLC | 6 |
| Data Expedition, Inc. | 5 |
| GE Oil & Gas ESP, Inc. | 5 |
| Harold Simpson, Inc. | 5 |
| Hetronic International, Inc. | 5 |
| M-D Building Products, Inc. | 5 |
| Musket Corporation | 5 |
| The Board of Regents of University of Oklahoma | 5 |
| WeatherBank, Inc. | 5 |

Top 25 (or less) local inventors:

| Inventor | Company | Patents |
|--------------------|-----------------------------------|---------|
| D. Chad Brenneis | Halliburton Energy Services, Inc. | 69 |
| Roger L. Schultz | Halliburton Energy Services, Inc. | 36 |
| Bob McGuire | Stinger Wellhead Protection, Inc. | 27 |
| Lance E. Brothers | Halliburton Energy Services, Inc. | 23 |
| David E. Albert | Innovalarm Corporation | 22 |
| Roger L. Schultz | Thru Tubing Solutions, Inc. | 22 |
| William J. Caveny | Halliburton Energy Services, Inc. | 19 |
| Andrew M. Ferguson | Thru Tubing Solutions, Inc. | 15 |
| Douglas M. Carson | Doug Carson & Associates, Inc. | 15 |

| | | |
|----------------------|--|----|
| Brock Watson | Thru Tubing Solutions, Inc. | 14 |
| Johnny A. Barton | Halliburton Energy Services, Inc. | 14 |
| Paul H. Weigel | The Board of Regents of the University of Oklahoma | 14 |
| Paul L. DeAngelis | The Board of Regents of the University of Oklahoma | 14 |
| Bruce M. Chrisman | Cameron International Corporation | 13 |
| Kshama Kumari | The Board of Regents of the University of Oklahoma | 13 |
| Michael L. Connell | Thru Tubing Solutions, Inc. | 13 |
| Daniel E. Resasco | The Board of Regents of the University of Oklahoma | 12 |
| Paul DeAngelis | The Board of Regents of the University of Oklahoma | 12 |
| Bob McGuire | Oil States Energy Services, L.L.C. | 11 |
| Julian S. Taylor | Taylor Innovations, L.L.C. | 11 |
| Scott B. Cole | The Charles Machine Works, Inc. | 11 |
| Leandro Balzano | The Board of Regents of the University of Oklahoma | 9 |
| Michael G. Crowder | Halliburton Energy Services, Inc. | 9 |
| Robert E. Hanes, Jr. | Halliburton Energy Services, Inc. | 9 |
| Taylor C. Culpepper | Modular Services Company | 9 |

> OLYMPIA, WA [36500]

List of 12 included communities:

BUCODA, WA; CENTRALIA, WA; EAST OLYMPIA, WA; LACEY, WA; LITTLEROCK, WA; OAKVILLE, WA; OLYMPIA, WA; RAINIER, WA; ROCHESTER, WA; TENINO, WA; TUMWATER, WA; YELM, WA

Economics:

| Indiv Tax Returns | Cum Indiv Income | Co Tax Returns | Cum Co Income |
|-------------------|------------------|----------------|---------------|
| 129970 | 7509862000 | 6270 | 221984000 |

Entity Counts:

| Org Type | Count |
|------------|-------|
| Company | 16 |
| Foundation | 1 |

16 IP-based companies out of 6270 business tax returns = 0.26% in IP company density.

| Year | Est Population | Inventors | Inv / 1000 | Patents | Local Cos | Art Classes |
|------|----------------|-----------|------------|---------|-----------|-------------|
| 2005 | | 36 | | 34 | 4 | 23 |
| 2006 | | 46 | | 56 | 4 | 29 |
| 2007 | | 49 | | 66 | 2 | 32 |
| 2009 | | 33 | | 42 | 2 | 25 |
| 2010 | 252264 | 58 | 0.23 | 68 | 2 | 39 |
| 2011 | 256481 | 60 | 0.23 | 71 | 3 | 40 |
| 2012 | 258713 | 50 | 0.19 | 63 | 1 | 40 |
| 2013 | 262561 | 74 | 0.28 | 89 | 3 | 44 |
| 2014 | 265851 | 73 | 0.27 | 84 | 5 | 44 |

| Inventors | Patents |
|-------------|---------|
| Totals: 306 | 639 |

Top 25 Art Classes:

| Art Class (code) | Patents | % this metro | % top 250 |
|---|---------|--------------|-----------|
| Electrical computers and digital processing system... (713) | 82 | 12.8% | 0.7% |
| Error detection/correction and fault detection/rec... (714) | 51 | 8% | 0.4% |
| Electrical computers and digital processing system... (711) | 37 | 5.8% | 0.3% |
| Electrical computers and digital data processing s... (710) | 30 | 4.7% | 0.5% |
| Electricity: electrical systems and devices... (361) | 28 | 4.4% | 0.3% |
| Electrical computers and digital processing system... (709) | 23 | 3.6% | 0.1% |
| Data processing: financial, business practice, man... (705) | 17 | 2.7% | 0.1% |
| Plant husbandry... (47) | 16 | 2.5% | 2.2% |
| Pulse or digital communications... (375) | 16 | 2.5% | 0.1% |
| Static information storage and retrieval... (365) | 16 | 2.5% | 0.2% |
| Electrical connectors... (439) | 10 | 1.6% | 0.1% |
| Data processing: presentation processing of docume... (715) | 8 | 1.3% | 0.1% |
| Data processing: software development, installatio... (717) | 8 | 1.3% | 0.1% |
| Electrical computers and digital processing system... (718) | 8 | 1.3% | 0.2% |
| Electricity: power supply or regulation systems... (323) | 8 | 1.3% | 0.4% |
| Registers... (235) | 8 | 1.3% | 0.1% |
| Data processing: generic control systems or specif... (700) | 7 | 1.1% | 0.1% |
| Data processing: measuring, calibrating, or testin... (702) | 7 | 1.1% | 0.1% |

| | | | |
|---|---|------|------|
| Image analysis... (382) | 7 | 1.1% | 0.1% |
| Chemistry: molecular biology and microbiology... (435) | 6 | 0.9% | 0% |
| Communications: electrical... (340) | 6 | 0.9% | 0.1% |
| Data processing: structural design, modeling, simu... (703) | 6 | 0.9% | 0.1% |
| Exercise devices... (482) | 6 | 0.9% | 0.2% |
| Food or edible material: processes, compositions, ... (426) | 6 | 0.9% | 0.3% |
| Information security... (726) | 6 | 0.9% | 0.1% |

Patents (by local inventors) assigned to local companies (top 25 or less):
 NOTE: this company count is likely less than the total company account above
 because the above count includes local companies with non-local inventors.

| Company Name | Patents |
|---|---------|
| Unigen, Inc. | 5 |
| CH20 Incorporated | 4 |
| Unigen Pharmaceuticals, Inc. | 3 |
| Studebaker Enterprises, Inc. | 2 |
| Western Environmental Engineering Company | 2 |
| WP Sign Systems | 1 |
| The Lazer Putter, LLC | 1 |
| Sygnnet Rail Technologies, LLC | 1 |
| Red Door Interiors | 1 |
| Muuv Sport, LLC | 1 |
| J.R. Setina Manufacturing Co., Inc. | 1 |
| GRD Biotech, Inc. | 1 |
| Environmental Energy & Engineering Co. | 1 |
| Classy Custom Inc. | 1 |
| CH20 Incorporated | 1 |
| BigToys, Inc. | 1 |
| Alliance Enterprises, Inc. | 1 |

Top 25 (or less) local inventors:

| Inventor | Company | Patents |
|----------------------|----------------------------|---------|
| Kuljit S. Bains | Intel Corporation | 50 |
| Mallik Bulusu | Intel Corporation | 39 |
| Robert C. Swanson | Intel Corporation | 32 |
| Andrew J. Fish | Intel Corporation | 26 |
| Mark S. Doran | Intel Corporation | 18 |
| Kersi H. Vakil | Intel Corporation | 13 |
| Michael D. Kinney | Intel Corporation | 13 |
| Peter G. Ross | Amazon Technologies, Inc. | 12 |
| Joseph T. Dibene, II | Intel Corporation | 11 |
| William C. Carlson | Weyerhaeuser NR Company | 10 |
| Gundrala D. Goud | Intel Corporation | 8 |
| John C. Pavlich | Terra Nova Nurseries, Inc. | 8 |
| Qi Jia | Unigen, Inc. | 8 |
| Heather Ferguson | Microsoft Corporation | 7 |
| Henry W. Koertzen | Intel Corporation | 7 |
| James G. Robinson | Amazon Technologies, Inc. | 7 |
| Tomm V. Aldridge | Intel Corporation | 7 |
| Catherine A. French | Sigma Designs, Inc. | 6 |
| Eric R. Wehage | Intel Corporation | 6 |
| Jerry G. Jex | Intel Corporation | 6 |
| Kazimierz L. Kozyra | Intel Corporation | 6 |
| Kirk D. Brannock | Intel Corporation | 6 |
| Kuljit Bains | Intel Corporation | 6 |
| Mark B. Trobough | Intel Corporation | 6 |
| Michael A. Rothman | Intel Corporation | 6 |

> OMAHA-COUNCIL BLUFFS, NE-IA [36540]

List of 106 included communities:

ALVO, NE; ARLINGTON, NE; ASHLAND, NE; AVOCA, IA; AVOCA, NE; BELLEVUE, NE; BENNINGTON, NE; BLAIR, NE; BLENCOE, IA; BOYS TOWN, NE; BRAINARD, NE; BRUNO, NE; CARSON, IA; CARTER LAKE, IA; CEDAR BLUFFS, NE; CEDAR CREEK, NE; CERESCO, NE; COLON, NE; COUNCIL BLUFFS, IA; CRAIG, NE; CRESCENT, IA; DUNLAP, IA; EAGLE, NE; ELKHORN, NE; ELLIOTT, IA; ELMWOOD, NE; EMERSON, IA; FORT CALHOUN, NE; FREMONT, NE; GLENWOOD, IA; GREENWOOD, NE; GRETNA, NE; GRISWOLD, IA; HANCOCK, IA; HASTINGS, IA; HENDERSON, IA; HERMAN, NE; HONEY CREEK, IA; HOOPER, NE; IMOGENE, IA; ITHACA, NE; KENNARD, NE; LA VISTA, NE; LEWIS, IA; LINCOLN, NE; LINWOOD, NE; LITTLE SIOUX, IA; LOGAN, IA; LOUISVILLE, NE; MACEDONIA, IA; MAGNOLIA, IA; MALMO, NE; MALVERN, IA; MANLEY, NE; MARNE, IA; MC CLELLAND, IA; MEAD, NE; MEMPHIS, NE; MINDEN, IA; MINEOLA, IA; MISSOURI VALLEY, IA; MODALE, IA; MONDAMIN, IA; MOORHEAD, IA; MORSE BLUFF, NE; MURDOCK, NE; MURRAY, NE; NEHAWKA, NE; NEOLA, IA; NICKERSON, NE; OAKLAND, IA; OFFUTT A F B, NE; OMAHA, NE; PACIFIC JUNCTION, IA; PALMYRA, NE; PANAMA, IA; PAPIILLION, NE; PERSIA, IA; PISGAH, IA; PLATSMOUTH, NE; PORTSMOUTH, IA; PRAGUE, NE; RANDOLPH, IA; RED OAK, IA; SHELBY, IA; SILVER CITY, IA; SOUTH BEND, NE; SPRINGFIELD, NE; ST COLUMBANS, NE; TABOR, IA; TREYNOR, IA; UNADILLA, NE; UNDERWOOD, IA; UNION, NE; VALLEY, NE; VALPARAISO, NE; WAHOO, NE; WALNUT, IA; WALTON, NE; WASHINGTON, NE; WATERLOO, NE; WAVERLY, NE; WEEPING WATER, NE; WESTON, NE; WOODBINE, IA; YUTAN, NE

Economics:

| Indiv Tax Returns | Cum Indiv Income | Co Tax Returns | Cum Co Income |
|-------------------|------------------|----------------|---------------|
| 567120 | 36716009000 | 36820 | 802682000 |

Entity Counts:

| Org Type | Count |
|------------|-------|
| Company | 213 |
| Foundation | 1 |
| HigherEd | 24 |

213 IP-based companies out of 36820 business tax returns = 0.58% in IP company density.

| Year | Est Population | Inventors | Inv / 1000 | Patents | Local Cos | Art Classes |
|------|----------------|-----------|------------|---------|-----------|-------------|
| 2005 | | 200 | | 142 | 28 | 90 |
| 2006 | | 235 | | 162 | 33 | 82 |
| 2007 | | 209 | | 167 | 30 | 82 |
| 2008 | | 259 | | 190 | 29 | 95 |
| 2009 | | 238 | | 166 | 43 | 74 |
| 2010 | 865350 | 250 | 0.29 | 199 | 40 | 85 |
| 2011 | 876979 | 285 | 0.32 | 183 | 44 | 92 |
| 2012 | 885707 | 331 | 0.37 | 245 | 38 | 88 |
| 2013 | 895573 | 354 | 0.4 | 284 | 44 | 90 |
| 2014 | 904421 | 421 | 0.47 | 351 | 60 | 114 |

| Inventors | Patents |
|--------------|---------|
| Totals: 1732 | 2089 |

Top 25 Art Classes:

| Art Class (code) | Patents | % this metro | % top 250 |
|---|---------|--------------|-----------|
| Data processing: financial, business practice, man... (705) | 152 | 7.3% | 0.7% |
| Optics: measuring and testing... (356) | 144 | 6.9% | 2.2% |
| Chemistry: molecular biology and microbiology... (435) | 109 | 5.2% | 0.6% |

| | | | |
|---|-----|------|------|
| Multicellular living organisms and unmodified part... (800) | 101 | 4.8% | 1.8% |
| Drug, bio-affecting and body treating compositions... (424) | 71 | 3.4% | 0.5% |
| Telephonic communications... (379) | 63 | 3% | 0.8% |
| Drug, bio-affecting and body treating compositions... (514) | 43 | 2.1% | 0.2% |
| Electrical computers and digital processing system... (709) | 43 | 2.1% | 0.2% |
| Registers... (235) | 43 | 2.1% | 0.7% |
| Land vehicles: bodies and tops... (296) | 42 | 2% | 1% |
| Data processing: speech signal processing, linguis... (704) | 40 | 1.9% | 0.8% |
| Land vehicles... (280) | 34 | 1.6% | 0.6% |
| Telecommunications... (455) | 34 | 1.6% | 0.2% |
| Data processing: database and file management or d... (707) | 33 | 1.6% | 0.1% |
| Food or edible material: processes, compositions, ... (426) | 28 | 1.3% | 1.5% |
| Fluid sprinkling, spraying, and diffusing... (239) | 23 | 1.1% | 1.2% |
| Communications: electrical... (340) | 22 | 1.1% | 0.2% |
| Liquid purification or separation... (210) | 20 | 1% | 0.4% |
| Chemistry: natural resins or derivatives; peptides... (530) | 19 | 0.9% | 0.4% |
| Dispensing... (222) | 19 | 0.9% | 0.9% |
| Motor vehicles... (180) | 18 | 0.9% | 0.8% |
| Organic compounds -- part of the class 532-570 ser... (536) | 18 | 0.9% | 0.5% |
| Communications: radio wave antennas... (343) | 17 | 0.8% | 0.6% |
| Data processing: generic control systems or specif... (700) | 17 | 0.8% | 0.3% |
| Optical waveguides... (385) | 16 | 0.8% | 0.2% |

Patents (by local inventors) assigned to local companies (top 25 or less):
 NOTE: this company count is likely less than the total company account above
 because the above count includes local companies with non-local inventors.

| Company Name | Patents |
|--|---------|
| West Corporation | 211 |
| Board of Regents of the University of Nebraska | 92 |
| J.A. Woollam Co., Inc. | 82 |
| Sportsstuff, Inc. | 73 |
| LI-COR, Inc. | 42 |
| ConAgra Foods RDM, Inc. | 35 |
| Creighton University | 29 |
| The Board of Regents of the University of Nebraska | 26 |
| Nutech Ventures | 22 |
| Valmont Industries, Inc. | 21 |
| Elemental Scientific, Inc. | 20 |
| J.A. Woollam Co., INC | 17 |
| Centurion Wireless Technologies, Inc. | 15 |
| Snyder Industries, Inc. | 14 |
| Board of Regents of University of Nebraska | 11 |
| Sergeant's Pet Care Products, Inc. | 11 |
| Magnesium Diagnostics, Inc. | 9 |
| J. A. Woollam Co., Inc. | 8 |
| Teledyne Isco, Inc. | 8 |
| Airlite Plastics Co. | 7 |
| Data Security, Inc. | 7 |
| Datascout, Inc. | 7 |
| Lindsay Corporation | 7 |
| Sportsstuff Inc. | 7 |
| Union Pacific Railroad Company | 7 |

Top 25 (or less) local inventors:

| Inventor | Company | Patents |
|--------------------|-------------------------|---------|
| Leroy L. Peterson | Sportsstuff, Inc. | 73 |
| Martin M. Liphardt | J.A. Woollam Co., Inc. | 56 |
| Mark J. Brinkman | Monsanto Technology LLC | 41 |
| Blaine D. Johs | J.A. Woollam Co., Inc. | 37 |

| | | |
|-------------------------|---|----|
| Ping He | J.A. Woollam Co., Inc. | 30 |
| Mark J. Pettay | West Corporation | 27 |
| Craig M. Herzinger | J.A. Woollam Co., Inc. | 25 |
| John A. Woollam | J.A. Woollam Co., Inc. | 24 |
| Michael T. Mateer | West Corporation | 20 |
| David W. Peters | Monsanto Technology LLC | 19 |
| Jeffrey William Cordell | West Corporation | 19 |
| Jonathan P. McIntosh | West Corporation | 19 |
| Galen L. Pfeiffer | J.A. Woollam Co., Inc. | 18 |
| James K. Boutcher | West Corporation | 18 |
| Myron P. Sojka | West Corporation | 18 |
| Daniel R. Wiederin | Elemental Scientific, Inc. | 17 |
| James D. Welch | J.A. Woollam Co., Inc. | 14 |
| Scott J. Smith | First Data Corporation | 14 |
| Bruce Pollock | West Corporation | 13 |
| Craig A. Webster | West Corporation | 13 |
| David Merchant | Automatic Equipment Manufacturing Company | 13 |
| Steven E. Green | J.A. Woollam Co., Inc. | 13 |
| Hidetoshi Kaku | Kawasaki Jukogyo Kabushiki Kaisha | 12 |
| John G. K. Williams | Pacific Biosciences of California, Inc. | 12 |
| Thomas B. Barker | West Corporation | 12 |

> ORLANDO-KISSIMEE, FL [36740]

List of 58 included communities:

ALTAMONTE SPRINGS, FL; ALTOONA, FL; APOPKA, FL; ASTATULA, FL; ASTOR, FL; CASSELBERRY, FL; CHRISTMAS, FL; CLARCONA, FL; CLERMONT, FL; DAVENPORT, FL; DELAND, FL; EUSTIS, FL; FERNDAL, FL; FORT MC COY, FL; FRUITLAND PARK, FL; GENEVA, FL; GOLDENROD, FL; GOTH, FL; GRAND ISLAND, FL; GROVELAND, FL; HOWEY IN THE HILLS, FL; INTERCESSION CITY, FL; KENANSVILLE, FL; KILLARNEY, FL; KISSIMEE, FL; LADY LAKE, FL; LAKE MARY, FL; LAKE MONROE, FL; LAKE WALES, FL; LEESBURG, FL; LONGWOOD, FL; MAITLAND, FL; MASCOTTE, FL; MID FLORIDA, FL; MINNEOLA, FL; MONTVERDE, FL; MOUNT DORA, FL; OAKLAND, FL; OCOEE, FL; OKAHUMPKA, FL; OKEECHOBEE, FL; ORLANDO, FL; OVIEDO, FL; PAISLEY, FL; PLYMOUTH, FL; SAINT CLOUD, FL; SANFORD, FL; SORRENTO, FL; TANGERINE, FL; TAVARES, FL; UMATILLA, FL; WEIRSDALE, FL; WINDERMERE, FL; WINTER GARDEN, FL; WINTER PARK, FL; WINTER SPRINGS, FL; YALAHA, FL; ZELLWOOD, FL

Economics:

| Indiv Tax Returns | Cum Indiv Income | Co Tax Returns | Cum Co Income |
|-------------------|------------------|----------------|---------------|
| 1242040 | 64938008000 | 78200 | 1868478000 |

Entity Counts:

| Org Type | Count |
|------------|-------|
| Company | 369 |
| Foundation | 2 |
| HigherEd | 18 |

369 IP-based companies out of 78200 business tax returns = 0.47% in IP company density.

| Year | Est Population | Inventors | Inv / 1000 | Patents | Local Cos | Art Classes |
|------|----------------|-----------|------------|---------|-----------|-------------|
| 2005 | | 394 | | 327 | 39 | 136 |
| 2006 | | 488 | | 355 | 57 | 144 |
| 2007 | | 500 | | 359 | 47 | 151 |
| 2008 | | 493 | | 340 | 46 | 144 |
| 2009 | | 517 | | 373 | 44 | 143 |
| 2010 | 2134411 | 649 | 0.3 | 510 | 51 | 154 |
| 2011 | 2176088 | 630 | 0.29 | 495 | 60 | 165 |
| 2012 | 2225901 | 756 | 0.34 | 606 | 64 | 168 |
| 2013 | 2271083 | 786 | 0.35 | 626 | 70 | 176 |
| 2014 | 2321418 | 849 | 0.37 | 732 | 76 | 186 |

| Inventors | Patents |
|--------------|---------|
| Totals: 3737 | 4723 |

Top 25 Art Classes:

| Art Class (code) | Patents | % this metro | % top 250 |
|---|---------|--------------|-----------|
| Multiplex communications... (370) | 154 | 3.3% | 0.5% |
| Surgery: light, thermal, and electrical applicatio... (607) | 142 | 3% | 2% |
| Telecommunications... (455) | 115 | 2.4% | 0.5% |
| Rotary kinetic fluid motors or pumps... (415) | 113 | 2.4% | 5.3% |
| Data processing: financial, business practice, man... (705) | 106 | 2.2% | 0.5% |
| Image analysis... (382) | 106 | 2.2% | 0.8% |
| Semiconductor device manufacturing: process... (438) | 93 | 2% | 0.5% |
| Data processing: database and file management or d... (707) | 88 | 1.9% | 0.4% |
| Communications: electrical... (340) | 83 | 1.8% | 0.7% |

| | | | |
|---|----|------|------|
| Optics: measuring and testing... (356) | 83 | 1.8% | 1.2% |
| Fluid reaction surfaces (i.e., impellers)... (416) | 80 | 1.7% | 4.3% |
| Stock material or miscellaneous articles... (428) | 75 | 1.6% | 0.9% |
| Surgery... (606) | 73 | 1.5% | 0.6% |
| Optical: systems and elements... (359) | 72 | 1.5% | 1.2% |
| Computer graphics processing and selective visual ... (345) | 68 | 1.4% | 0.6% |
| Active solid-state devices (e.g., transistors, sol... (257) | 67 | 1.4% | 0.4% |
| Radiant energy... (250) | 59 | 1.2% | 0.7% |
| Electrical generator or motor structure... (310) | 57 | 1.2% | 2.1% |
| Optical waveguides... (385) | 57 | 1.2% | 0.9% |
| Chemistry: molecular biology and microbiology... (435) | 56 | 1.2% | 0.3% |
| Drug, bio-affecting and body treating compositions... (424) | 55 | 1.2% | 0.4% |
| Electrical computers and digital processing system... (709) | 54 | 1.1% | 0.2% |
| Liquid crystal cells, elements and systems... (349) | 53 | 1.1% | 6.6% |
| Telephonic communications... (379) | 53 | 1.1% | 0.7% |
| Data processing: measuring, calibrating, or testin... (702) | 49 | 1% | 0.6% |

Patents (by local inventors) assigned to local companies (top 25 or less):
 NOTE: this company count is likely less than the total company account above
 because the above count includes local companies with non-local inventors.

| Company Name | Patents |
|--|---------|
| Siemens Energy, Inc. | 557 |
| University of Central Florida Research Foundation, Inc. | 370 |
| Dart Industries Inc. | 130 |
| Siemens Power Generation, Inc. | 121 |
| Faro Technologies, Inc. | 104 |
| Siemens Westinghouse Power Corporation | 70 |
| MeshNetworks, Inc. | 67 |
| University of Central Florida | 31 |
| Spectrum Bridge, Inc. | 30 |
| Lockheed Martin Corporation | 28 |
| Xytrans, Inc. | 24 |
| U.S. Nutraceuticals, LLC | 23 |
| Research Foundation of the University of Central Florida, In | 19 |
| Research Foundation of the University of Central Florida | 18 |
| Datamax-O'Neil Corporation | 14 |
| L-3 Communications CyTerra Corporation | 14 |
| Sanofi Pasteur Vaxdesign Corp. | 13 |
| Triquint Semiconductor, Inc. | 12 |
| Noble Marketing, Inc. | 11 |
| LensAR, Inc. | 10 |
| Rini Technologies, Inc. | 10 |
| SDB IP Holdings, LLC | 10 |
| Datamax Corporation | 9 |
| High Gear Specialties, Inc. | 9 |
| Kerry's Bromeliad Nursery, Inc. | 9 |

Top 25 (or less) local inventors:

| Inventor | Company | Patents |
|---------------------|--|---------|
| Anand A. Kulkarni | Siemens Energy, Inc. | 35 |
| Sudipta Seal | University of Central Florida Research Foundation, | 35 |
| Jay A. Morrison | Siemens Energy, Inc. | 34 |
| Shin-Tson Wu | University of Central Florida Research Foundation, | 33 |
| Simon Raab | Faro Technologies, Inc. | 31 |
| Famia E. Ablo | Dart Industries Inc. | 28 |
| Gary B. Merrill | Siemens Energy, Inc. | 28 |
| Seyed Ali Sajedi | Faro Technologies, Inc. | 27 |
| Clark H. Briggs | Faro Technologies, Inc. | 26 |
| Michael Twerdochlib | Siemens Energy, Inc. | 25 |

| | | |
|-----------------------------|-----------------------------------|----|
| Ramesh Subramanian | Siemens Energy, Inc. | 25 |
| Charles Robert Overbey, Jr. | Ashbury International Group, Inc. | 23 |
| Douglas M. Laib | Dart Industries Inc. | 22 |
| John J. Marra | Siemens Energy, Inc. | 21 |
| Avinash Joshi | MeshNetworks, Inc. | 20 |
| Christian X. Campbell | Siemens Energy, Inc. | 20 |
| Kenneth Steffey | Faro Technologies, Inc. | 20 |
| Rudi E. Moerck | U.S. Nutraceuticals, LLC | 20 |
| Allister W. James | Siemens Energy, Inc. | 19 |
| David J. Mitchell | Siemens Energy, Inc. | 18 |
| Gene D. Tener | Lockheed Martin Corporation | 18 |
| Peter Stanforth | Spectrum Bridge, Inc. | 18 |
| R. Spencer Quilling, II | Metra Electronics Corporation | 18 |
| Brent Bailey | Faro Technologies, Inc. | 17 |
| Danny F. Ammar | Xytrans, Inc. | 17 |

> OSHKOSH-NEENAH, WI [36780]

List of 17 included communities:

APPLETON, WI; BERLIN, WI; BUTTE DES MORTS, WI; EUREKA, WI; FREMONT, WI; HORTONVILLE, WI; LARSEN, WI; MENASHA, WI; NEENAH, WI; OMRO, WI; OSHKOSH, WI; PICKETT, WI; RIPON, WI; VAN DYNE, WI; WAUKAU, WI; WINNEBAGO, WI; WINNECONNE, WI

Economics:

| Indiv Tax Returns | Cum Indiv Income | Co Tax Returns | Cum Co Income |
|-------------------|------------------|----------------|---------------|
| 142210 | 8514887000 | 6990 | 191585000 |

Entity Counts:

| Org Type | Count |
|----------|-------|
| Company | 110 |
| HigherEd | 1 |

110 IP-based companies out of 6990 business tax returns = 1.57% in IP company density.

| Year | Est Population | Inventors | Inv / 1000 | Patents | Local Cos | Art Classes |
|------|----------------|-----------|------------|---------|-----------|-------------|
| 2005 | | 482 | | 307 | 19 | 80 |
| 2006 | | 472 | | 288 | 28 | 92 |
| 2007 | | 448 | | 255 | 18 | 82 |
| 2008 | | 389 | | 228 | 26 | 69 |
| 2009 | | 368 | | 193 | 21 | 72 |
| 2010 | 166994 | 492 | 2.95 | 322 | 27 | 95 |
| 2011 | 167558 | 529 | 3.16 | 302 | 32 | 94 |
| 2012 | 168634 | 443 | 2.63 | 280 | 25 | 86 |
| 2013 | 169360 | 459 | 2.71 | 298 | 22 | 82 |
| 2014 | 169511 | 490 | 2.89 | 333 | 27 | 91 |

| Inventors | Patents |
|--------------|---------|
| Totals: 2208 | 2806 |

Top 25 Art Classes:

| Art Class (code) | Patents | % this metro | % top 250 |
|---|---------|--------------|-----------|
| Surgery... (604) | 361 | 12.9% | 4% |
| Paper making and fiber liberation... (162) | 315 | 11.2% | 25.7% |
| Electric heating... (219) | 227 | 8.1% | 7% |
| Stock material or miscellaneous articles... (428) | 186 | 6.6% | 2.3% |
| Adhesive bonding and miscellaneous chemical manufa... (156) | 100 | 3.6% | 2.9% |
| Article dispensing... (221) | 67 | 2.4% | 11.9% |
| Winding, tensioning, or guiding... (242) | 64 | 2.3% | 6.7% |
| Special receptacle or package... (206) | 61 | 2.2% | 2% |
| Marine propulsion... (440) | 58 | 2.1% | 11.7% |
| Fabric (woven, knitted, or nonwoven textile or clo... (442) | 52 | 1.9% | 6.2% |
| Data processing: vehicles, navigation, and relativ... (701) | 48 | 1.7% | 0.5% |
| Drug, bio-affecting and body treating compositions... (424) | 46 | 1.6% | 0.3% |
| Communications: electrical... (340) | 43 | 1.5% | 0.4% |
| Manufacturing container or tube from paper; or oth... (493) | 40 | 1.4% | 6.6% |
| Internal-combustion engines... (123) | 39 | 1.4% | 0.8% |
| Plastic and nonmetallic article shaping or treatin... (264) | 35 | 1.2% | 1.1% |

| | | | |
|---|----|------|------|
| Data processing: financial, business practice, man... (705) | 30 | 1.1% | 0.1% |
| Organic compounds -- part of the class 532-570 ser... (534) | 25 | 0.9% | 3% |
| Cleaning compositions for solid surfaces, auxiliar... (510) | 24 | 0.9% | 1.4% |
| Data processing: generic control systems or specif... (700) | 23 | 0.8% | 0.4% |
| Illumination... (362) | 22 | 0.8% | 0.4% |
| Plastic article or earthenware shaping or treating... (425) | 22 | 0.8% | 1.6% |
| Prosthesis (i.e., artificial body members), parts ... (623) | 21 | 0.7% | 0.3% |
| Receptacles... (220) | 21 | 0.7% | 1% |
| Coating processes... (427) | 20 | 0.7% | 0.5% |

Patents (by local inventors) assigned to local companies (top 25 or less):
 NOTE: this company count is likely less than the total company account above
 because the above count includes local companies with non-local inventors.

| Company Name | Patents |
|---------------------------------------|---------|
| Kimberly-Clark Worldwide, Inc. | 1328 |
| Curwood, Inc. | 51 |
| Oshkosh Corporation | 46 |
| Oshkosh Truck Corporation | 40 |
| Appleton Papers Inc. | 30 |
| Armament Systems and Procedures, Inc. | 27 |
| Armament Systems & Procedures, Inc. | 19 |
| CMD Corporation | 19 |
| Neenah Foundry Company | 14 |
| SCA Tissue North America LLC | 14 |
| Kimberly Clark Worldwide, Inc. | 13 |
| CP Packaging, Inc. | 12 |
| Pierce Manufacturing Company | 11 |
| Trinova Design, LLC | 11 |
| College Kids, LLP | 9 |
| Kimberly-Clark Worldwide, Inc | 9 |
| Appvion, Inc. | 8 |
| Kimberly-Clark Worldwide Inc. | 8 |
| Oshkosh Defense, LLC | 8 |
| Bemis Company, Inc. | 7 |
| Alliance Laundry Systems LLC | 7 |
| Appleton Papers, Inc. | 6 |
| BestRake, LLC | 6 |
| Ayurvedic-Life International, LLC | 5 |
| Alliance Laundry Systems, LLC | 5 |

Top 25 (or less) local inventors:

| Inventor | Company | Patents |
|-------------------------|---------------------------------------|---------|
| Michael Alan Hermans | Kimberly-Clark Worldwide, Inc. | 40 |
| Thomas David Ehlert | Kimberly-Clark Worldwide, Inc. | 35 |
| Guy H. Super | Georgia-Pacific Consumer Products LP | 34 |
| Steven L. Edwards | Georgia-Pacific Consumer Products LP | 33 |
| Robert Lee Popp | Kimberly-Clark Worldwide, Inc. | 32 |
| Antonio M. Cittadino | Georgia-Pacific Consumer Products LP | 31 |
| Peiguang Zhou | Kimberly-Clark Worldwide, Inc. | 31 |
| Scott W. Middleton | Graphic Packaging International, Inc. | 30 |
| Scott W. Wenzel | Kimberly-Clark Worldwide, Inc. | 29 |
| Patrick Sean McNichols | Kimberly-Clark Worldwide, Inc. | 28 |
| Thomas Gerard Shannon | Kimberly-Clark Worldwide, Inc. | 27 |
| Dave Allen Soerens | Kimberly-Clark Worldwide, Inc. | 26 |
| Jeffrey Dean Lindsay | Kimberly-Clark Worldwide, Inc. | 26 |
| Terrence P. Lafferty | Graphic Packaging International, Inc. | 26 |
| Christopher Peter Olson | Kimberly-Clark Worldwide, Inc. | 25 |
| James H. Wang | Kimberly-Clark Worldwide, Inc. | 25 |
| Paul T. Van Gompel | Kimberly-Clark Worldwide, Inc. | 25 |

| | | |
|-----------------------|---------------------------------------|----|
| Robert L. Popp | Kimberly-Clark Worldwide, Inc. | 25 |
| Vasily A. Topolkaraev | Kimberly-Clark Worldwide, Inc. | 25 |
| Fung-jou Chen | Kimberly-Clark Worldwide, Inc. | 24 |
| Lorin R. Cole | Graphic Packaging International, Inc. | 24 |
| Maurizio Tirimacco | Kimberly-Clark Worldwide, Inc. | 23 |
| Jian Qin | Kimberly-Clark WorldWide, Inc. | 22 |
| Kang Chang Yeh | Georgia-Pacific Consumer Products LP | 22 |
| Marcille Faye Ruman | Kimberly-Clark Worldwide, Inc. | 22 |

> OXNARD-THOUSAND OAKS-VENTURA, CA [37100]

List of 26 included communities:

BRANDEIS, CA; CAMARILLO, CA; CANOGA PARK, CA; CARPINTERIA, CA; CHATSWORTH, CA; FILLMORE, CA; FRAZIER PARK, CA; MALIBU, CA; MARICOPA, CA; MOORPARK, CA; NEWBURY PARK, CA; OAK PARK, CA; OAK VIEW, CA; OJAI, CA; OXNARD, CA; PIRU, CA; POINT MUGU NAWC, CA; PORT HUENEME CBC BASE, CA; PORT HUENEME, CA; SANTA PAULA, CA; SIMI VALLEY, CA; SOMIS, CA; THOUSAND OAKS, CA; VENTURA, CA; WEST HILLS, CA; WESTLAKE VILLAGE, CA

Economics:

| Indiv Tax Returns | Cum Indiv Income | Co Tax Returns | Cum Co Income |
|-------------------|------------------|----------------|---------------|
| 452010 | 34459475000 | 31030 | 1503597000 |

Entity Counts:

| Org Type | Count |
|----------|-------|
| Company | 658 |

658 IP-based companies out of 31030 business tax returns = 2.12% in IP company density.

| Year | Est Population | Inventors | Inv / 1000 | Patents | Local Cos | Art Classes |
|------|----------------|-----------|------------|---------|-----------|-------------|
| 2005 | | 688 | | 699 | 103 | 191 |
| 2006 | | 819 | | 803 | 108 | 211 |
| 2007 | | 762 | | 729 | 102 | 194 |
| 2008 | | 718 | | 675 | 90 | 183 |
| 2009 | | 785 | | 710 | 94 | 177 |
| 2010 | 823318 | 957 | 1.16 | 951 | 116 | 206 |
| 2011 | 830973 | 1057 | 1.27 | 983 | 108 | 210 |
| 2012 | 835476 | 1104 | 1.32 | 1078 | 127 | 226 |
| 2013 | 840972 | 1140 | 1.36 | 1114 | 113 | 204 |
| 2014 | 846178 | 1246 | 1.47 | 1223 | 148 | 219 |

| Inventors | Patents |
|--------------|---------|
| Totals: 5016 | 8965 |

Top 25 Art Classes:

| Art Class (code) | Patents | % this metro | % top 250 |
|---|---------|--------------|-----------|
| Surgery: light, thermal, and electrical applicatio... (607) | 590 | 6.6% | 8.2% |
| Drug, bio-affecting and body treating compositions... (514) | 377 | 4.2% | 1.7% |
| Surgery... (604) | 311 | 3.5% | 3.4% |
| Surgery... (600) | 237 | 2.6% | 2.1% |
| Active solid-state devices (e.g., transistors, sol... (257) | 221 | 2.5% | 1.2% |
| Chemistry: molecular biology and microbiology... (435) | 208 | 2.3% | 1.2% |
| Multiplex communications... (370) | 189 | 2.1% | 0.6% |
| Data processing: financial, business practice, man... (705) | 171 | 1.9% | 0.8% |
| Electrical computers and digital processing system... (709) | 163 | 1.8% | 0.6% |
| Drug, bio-affecting and body treating compositions... (424) | 151 | 1.7% | 1% |
| Image analysis... (382) | 148 | 1.7% | 1.1% |
| Telecommunications... (455) | 136 | 1.5% | 0.6% |
| Semiconductor device manufacturing: process... (438) | 135 | 1.5% | 0.7% |
| Communications: radio wave antennas... (343) | 125 | 1.4% | 4.2% |
| Radiant energy... (250) | 122 | 1.4% | 1.5% |
| Optical: systems and elements... (359) | 115 | 1.3% | 1.9% |

| | | | |
|---|-----|------|------|
| Illumination... (362) | 105 | 1.2% | 2% |
| Chemistry: natural resins or derivatives; peptides... (530) | 102 | 1.1% | 2.3% |
| Surgery... (606) | 102 | 1.1% | 0.8% |
| Communications: directive radio wave systems and d... (342) | 97 | 1.1% | 3.2% |
| Electrical audio signal processing systems and dev... (381) | 94 | 1% | 3% |
| Communications: electrical... (340) | 91 | 1% | 0.8% |
| Optics: measuring and testing... (356) | 91 | 1% | 1.4% |
| Data processing: database and file management or d... (707) | 90 | 1% | 0.4% |
| Data processing: measuring, calibrating, or testin... (702) | 84 | 0.9% | 1% |

Patents (by local inventors) assigned to local companies (top 25 or less):
 NOTE: this company count is likely less than the total company account above
 because the above count includes local companies with non-local inventors.

| Company Name | Patents |
|------------------------------------|---------|
| HRL Laboratories, LLC | 582 |
| Amgen Inc. | 441 |
| Teledyne Scientific & Imaging, LLC | 82 |
| Ceres, Inc. | 73 |
| Pratt & Whitney Rocketdyne, Inc. | 57 |
| Teledyne Licensing, LLC | 57 |
| Scosche Industries, Inc. | 37 |
| Amgen, Inc. | 35 |
| Jakks Pacific, Inc. | 31 |
| Altasens, Inc. | 29 |
| Drum Workshop, Inc. | 28 |
| Credibility Corp. | 23 |
| ETS Express, Inc. | 21 |
| Rockwell Scientific Licensing, LLC | 21 |
| Kinamed, Inc. | 19 |
| Journ#xe9;e Lighting, Inc. | 18 |
| Special Devices, Inc. | 18 |
| The Sloan Company, Inc. | 18 |
| Interlink Electronics, Inc. | 17 |
| Xirus, Inc. | 17 |
| Chatsworth Products, Inc. | 16 |
| Transonic Combustion, Inc. | 15 |
| Aerojet Rocketdyne of DE, Inc. | 14 |
| Vitesse Semiconductor Corporation | 14 |
| Cool Planet Biofuels, Inc. | 13 |

Top 25 (or less) local inventors:

| Inventor | Company | Patents |
|---------------------|-------------------------|---------|
| Gene A. Bornzin | Pacesetter, Inc. | 186 |
| Xiaoyi Min | Pacesetter, Inc. | 86 |
| Mark W. Kroll | Pacesetter, Inc. | 78 |
| Sheldon B. Moberg | Medtronic MiniMed, Inc. | 74 |
| Jeffrey H. Hunt | The Boeing Company | 44 |
| Andrew Tasker | Amgen Inc. | 37 |
| Mark H. Norman | Amgen Inc. | 37 |
| Zvi Regev | Micron Technology, Inc. | 37 |
| Joseph McCrossan | Panasonic Corporation | 36 |
| Daniel Yap | HRL Laboratories, LLC | 34 |
| Randall L. Kubena | HRL Laboratories, LLC | 33 |
| Eric Falkenberg | Pacesetter, Inc. | 32 |
| Kevin L. Morgan | Pacesetter, Inc. | 32 |
| Mark C. Estes | Asante Solutions, Inc. | 31 |
| Nickolai Alexandrov | Ceres, Inc. | 31 |
| Yuri Owechko | HRL Laboratories, LLC | 31 |
| Jeffery D. Snell | Pacesetter, Inc. | 29 |

| | | |
|---------------------|---|----|
| David M. Pepper | HRL Laboratories, LLC | 28 |
| Donald C. D. Chang | The DIRECTV Group, Inc. | 28 |
| James H. Schaffner | HRL Laboratories, LLC | 28 |
| John Michael Barker | Boston Scientific Neuromodulation Corporation | 28 |
| Jonathan J. Lynch | HRL Laboratories, LLC | 28 |
| Andras Kuthi | Lam Research Corporation | 27 |
| James Causey | Asante Solutions, Inc. | 27 |
| Miroslav Micovic | HRL Laboratories, LLC | 27 |

> PALM BAY-MELBOURNE-TITUSVILLE, FL [37340]

List of 20 included communities:

CAPE CANAVERAL, FL; COCOA BEACH, FL; COCOA, FL; FELLSMERE, FL; GRANT, FL; INDIALANTIC, FL; MALABAR, FL; MELBOURNE BEACH, FL; MELBOURNE, FL; MERRITT ISLAND, FL; MIMS, FL; ORLANDO, FL; PALM BAY, FL; PATRICK AFB, FL; ROCKLEDGE, FL; SATELLITE BEACH, FL; SCOTTSMOOR, FL; SEBASTIAN, FL; SHARPES, FL; TITUSVILLE, FL

Economics:

| Indiv Tax Returns | Cum Indiv Income | Co Tax Returns | Cum Co Income |
|-------------------|------------------|----------------|---------------|
| 272150 | 15083866000 | 18040 | 387052000 |

Entity Counts:

| Org Type | Count |
|------------|-------|
| Company | 329 |
| Foundation | 3 |
| HigherEd | 18 |

329 IP-based companies out of 18040 business tax returns = 1.82% in IP company density.

| Year | Est Population | Inventors | Inv / 1000 | Patents | Local Cos | Art Classes |
|------|----------------|-----------|------------|---------|-----------|-------------|
| 2005 | | 477 | | 402 | 43 | 128 |
| 2006 | | 527 | | 420 | 53 | 138 |
| 2007 | | 586 | | 429 | 48 | 135 |
| 2008 | | 466 | | 364 | 42 | 128 |
| 2009 | | 484 | | 383 | 37 | 130 |
| 2010 | 543376 | 579 | 1.07 | 472 | 45 | 146 |
| 2011 | 544431 | 532 | 0.98 | 487 | 49 | 153 |
| 2012 | 547669 | 659 | 1.2 | 567 | 59 | 154 |
| 2013 | 551440 | 712 | 1.29 | 620 | 69 | 154 |
| 2014 | 556885 | 827 | 1.49 | 724 | 81 | 160 |

| Inventors | Patents |
|--------------|---------|
| Totals: 3513 | 4868 |

Top 25 Art Classes:

| Art Class (code) | Patents | % this metro | % top 250 |
|---|---------|--------------|-----------|
| Multiplex communications... (370) | 287 | 5.9% | 0.9% |
| Telecommunications... (455) | 206 | 4.2% | 0.9% |
| Communications: radio wave antennas... (343) | 190 | 3.9% | 6.4% |
| Data processing: vehicles, navigation, and relativ... (701) | 146 | 3% | 1.7% |
| Image analysis... (382) | 134 | 2.8% | 1% |
| Pulse or digital communications... (375) | 121 | 2.5% | 0.9% |
| Semiconductor device manufacturing: process... (438) | 105 | 2.2% | 0.5% |
| Communications: electrical... (340) | 100 | 2.1% | 0.8% |
| Active solid-state devices (e.g., transistors, sol... (257) | 79 | 1.6% | 0.4% |
| Communications: directive radio wave systems and d... (342) | 79 | 1.6% | 2.6% |
| Surgery... (606) | 75 | 1.5% | 0.6% |
| Surgery: light, thermal, and electrical applicatio... (607) | 73 | 1.5% | 1% |
| Illumination... (362) | 68 | 1.4% | 1.3% |
| Rotary kinetic fluid motors or pumps... (415) | 67 | 1.4% | 3.1% |
| Optical waveguides... (385) | 65 | 1.3% | 1% |

| | | | |
|---|----|------|------|
| Stock material or miscellaneous articles... (428) | 65 | 1.3% | 0.8% |
| Optical: systems and elements... (359) | 64 | 1.3% | 1.1% |
| Computer graphics processing and selective visual ... (345) | 59 | 1.2% | 0.5% |
| Data processing: financial, business practice, man... (705) | 58 | 1.2% | 0.3% |
| Radiant energy... (250) | 57 | 1.2% | 0.7% |
| Electrical computers and digital processing system... (709) | 56 | 1.2% | 0.2% |
| Data processing: database and file management or d... (707) | 54 | 1.1% | 0.2% |
| Fluid reaction surfaces (i.e., impellers)... (416) | 53 | 1.1% | 2.8% |
| Wave transmission lines and networks... (333) | 53 | 1.1% | 3.2% |
| Data processing: measuring, calibrating, or testin... (702) | 52 | 1.1% | 0.6% |

Patents (by local inventors) assigned to local companies (top 25 or less):
 NOTE: this company count is likely less than the total company account above
 because the above count includes local companies with non-local inventors.

| Company Name | Patents |
|--|---------|
| Harris Corporation | 727 |
| Siemens Energy, Inc. | 319 |
| University of Central Florida Research Foundation, Inc. | 313 |
| Lighting Science Group Corporation | 132 |
| Dart Industries Inc. | 128 |
| Siemens Power Generation, Inc. | 79 |
| Authentec, Inc. | 40 |
| Siemens Westinghouse Power Corporation | 28 |
| GeNO LLC | 23 |
| LiveTV, LLC | 22 |
| Research Foundation of the University of Central Florida, In | 22 |
| Pneumoflex Systems, LLC | 21 |
| Biological Illumination, LLC | 20 |
| Mainstream Engineering Corporation | 19 |
| SkyCross, Inc. | 18 |
| Lockheed Martin Corporation | 17 |
| Research Foundation of the University of Central Florida | 15 |
| L-3 Communications CyTerra Corporation | 14 |
| Florida Institute of Technology | 13 |
| Sanofi Pasteur Vaxdesign Corp. | 13 |
| Advanced Magnet Lab, Inc. | 12 |
| Noble Marketing, Inc. | 11 |
| University of Central Florida | 11 |
| University of Central Florida Research Foundation | 9 |
| Pangenuity, LLC | 8 |

Top 25 (or less) local inventors:

| Inventor | Company | Patents |
|------------------------|------------------------------------|---------|
| Fredric S. Maxik | Lighting Science Group Corporation | 85 |
| Francis Eugene Parsche | Harris Corporation | 66 |
| Addy S. Widjaja | Lighting Science Group Corporation | 65 |
| James A. Proctor, Jr. | IPR Licensing, Inc. | 53 |
| David E. Bartine | Lighting Science Group Corporation | 52 |
| James J. Rawnick | Harris Corporation | 48 |
| David Henderson | Lighting Science Group Corporation | 45 |
| Stephen B. Brown | Harris Corporation | 42 |
| Robert R. Soler | Lighting Science Group Corporation | 41 |
| Mark Rahmes | Harris Corporation | 40 |
| Matthew S. Solar | Medtronic, Inc. | 37 |
| David B. Chester | Harris Corporation | 35 |
| Shane Sullivan | Lighting Science Group Corporation | 29 |
| Famia E. Ablo | Dart Industries Inc. | 28 |
| Gary B. Merrill | Siemens Energy, Inc. | 28 |
| Kenneth M. Gaaney | QUALCOMM Incorporated | 28 |

| | | |
|-------------------------|------------------------------------|----|
| Mark Andrew Oostdyk | Lighting Science Group Corporation | 27 |
| James A. Proctor, Jr. | QUALCOMM Incorporated | 26 |
| Jared Klineman Cooper | General Electric Company | 25 |
| Mark Penley Boomgaarden | Lighting Science Group Corporation | 25 |
| Timothy E. Durham | Harris Corporation | 25 |
| John E. Hoffmann | IPR Licensing, Inc. | 24 |
| Joseph Bibb Cain | Harris Corporation | 24 |
| Mark T. Montgomery | SkyCross, Inc. | 24 |
| Ran Zhou | Lighting Science Group Corporation | 23 |

> PANAMA CITY-LYNN HAVEN, FL [37460]

List of 11 included communities:

CHIPLEY, FL; EBRO, FL; FOUNTAIN, FL; LYNN HAVEN, FL; MEXICO BEACH, FL; PANAMA CITY BEACH, FL; PANAMA CITY, FL; PORT SAINT JOE, FL; ROSEMARY BEACH, FL; VERNON, FL; YOUNGSTOWN, FL

Economics:

| Indiv Tax Returns | Cum Indiv Income | Co Tax Returns | Cum Co Income |
|-------------------|------------------|----------------|---------------|
| 91910 | 4530837000 | 5070 | 144172000 |

Entity Counts:

| Org Type | Count |
|----------|-------|
| Company | 8 |

8 IP-based companies out of 5070 business tax returns = 0.16% in IP company density.

| Year | Est Population | Inventors | Inv / 1000 | Patents | Local Cos | Art Classes |
|------|----------------|-----------|------------|---------|-----------|-------------|
| 2005 | | 68 | | 45 | 1 | 32 |
| 2006 | | 51 | | 37 | 2 | 31 |
| 2007 | | 50 | | 39 | 1 | 26 |
| 2009 | | 27 | | 18 | 2 | 14 |
| 2011 | 185370 | 21 | 0.11 | 10 | 2 | 10 |
| 2012 | 187664 | 52 | 0.28 | 32 | 1 | 25 |
| 2013 | 190771 | 45 | 0.24 | 34 | 2 | 29 |
| 2014 | 194929 | 41 | 0.21 | 29 | 2 | 24 |

| Inventors | Patents |
|-------------|---------|
| Totals: 295 | 284 |

Top 25 Art Classes:

| Art Class (code) | Patents | % this metro | % top 250 |
|---|---------|--------------|-----------|
| Ships... (114) | 21 | 7.4% | 1.6% |
| Image analysis... (382) | 15 | 5.3% | 0.1% |
| Communications, electrical: acoustic wave systems ... (367) | 8 | 2.8% | 0.6% |
| Electricity: measuring and testing... (324) | 8 | 2.8% | 0.1% |
| Communications: electrical... (340) | 7 | 2.5% | 0.1% |
| Surgery... (128) | 7 | 2.5% | 0.3% |
| Chemistry: molecular biology and microbiology... (435) | 6 | 2.1% | 0% |
| Data processing: vehicles, navigation, and relativ... (701) | 6 | 2.1% | 0.1% |
| Optical waveguides... (385) | 6 | 2.1% | 0.1% |
| Ordnance... (89) | 6 | 2.1% | 0.6% |
| Computer graphics processing and selective visual ... (345) | 5 | 1.8% | 0% |
| Chemical apparatus and process disinfecting, deodo... (422) | 5 | 1.8% | 0.1% |
| Data processing: financial, business practice, man... (705) | 5 | 1.8% | 0% |
| Data processing: measuring, calibrating, or testin... (702) | 5 | 1.8% | 0.1% |
| Rotary shafts, gudgeons, housings, and flexible co... (464) | 5 | 1.8% | 1.4% |
| Aeronautics and astronautics... (244) | 4 | 1.4% | 0.1% |
| Drug, bio-affecting and body treating compositions... (514) | 4 | 1.4% | 0% |
| Surgery... (606) | 4 | 1.4% | 0% |
| Synthetic resins or natural rubbers -- part of the... (525) | 4 | 1.4% | 0.1% |
| Television... (348) | 4 | 1.4% | 0.1% |

| | | | |
|---|---|------|------|
| Chairs and seats... (297) | 3 | 1.1% | 0.1% |
| Electrical computers and digital processing system... (709) | 3 | 1.1% | 0% |
| Handling: hand and hoist-line implements... (294) | 3 | 1.1% | 0.2% |
| Land vehicles... (280) | 3 | 1.1% | 0.1% |
| Optics: measuring and testing... (356) | 3 | 1.1% | 0% |

Patents (by local inventors) assigned to local companies (top 25 or less):
 NOTE: this company count is likely less than the total company account above because the above count includes local companies with non-local inventors.

| Company Name | Patents |
|-------------------------------------|---------|
| SCADDS Incorporated | 2 |
| Morphogenesis, Inc. | 2 |
| Textured Coatings of America, Inc. | 1 |
| Summa-Magna 1 Corporation | 1 |
| BreatheAtor Vest Systems LLC | 1 |
| Bookit.com, Inc. | 1 |
| Alternative Green Technologies, LLC | 1 |

Top 25 (or less) local inventors:

| Inventor | Company | Patents |
|----------------------|--|---------|
| Robert Woodall | The United States of America as represented by the | 10 |
| Felipe Garcia | The United States of America as represented by the | 9 |
| Elan Moritz | The United States of America as represented by the | 7 |
| Helmut Portmann | The United States of America as represented by the | 6 |
| Keith A. Kozlowski | Steering Solutions IP Holding Corporation | 6 |
| Robert C. Woodall | The United States of America as represented by the | 6 |
| Roy Wiegert | The United States of America as represented by the | 6 |
| Chris Richburg | The United States of America as represented by the | 5 |
| Felipe A. Garcia | The United States of America as represented by the | 5 |
| William D. Olstad | The United States of America as represented by the | 5 |
| Andrew J. Nevis | The United States of America as represented by the | 4 |
| Brett W. Cordes | The United States of America as represented by the | 4 |
| Chris Doyle | The United States of America as represented by the | 4 |
| Darryl Updegrave | The United States of America as represented by the | 4 |
| Elan Moritz | United States of America as represented by the Sec | 4 |
| Greg Reitmeyer | The United States of America as represented by the | 4 |
| James F. Bryan | The United States of America as represented by the | 4 |
| James S. Taylor | The United States of America as represented by the | 4 |
| Mary C. Hulgan | The United States of America as represented by the | 4 |
| Meir Gershenson | The United States of America as represented by the | 4 |
| Michael J. P. Lawman | Morphogenesis, Inc. | 4 |
| Patricia Lawman | Morphogenesis, Inc. | 4 |
| Christopher Doyle | The United States of America as represented by the | 3 |
| Christopher J. Doyle | The United States of America as represented by the | 3 |
| Dennis Gallagher | The United States of America as represented by the | 3 |

> PENSACOLA-FERRY PASS-BRENT, FL [37860]

List of 13 included communities:

BAGDAD, FL; BAKER, FL; CANTONMENT, FL; CENTURY, FL; GONZALEZ, FL; GULF BREEZE, FL; HOLT, FL; JAY, FL; MC DAVID, FL; MILTON, FL; MOLINO, FL; NAVARRE, FL; PENSACOLA, FL

Economics:

| Indiv Tax Returns | Cum Indiv Income | Co Tax Returns | Cum Co Income |
|-------------------|------------------|----------------|---------------|
| 212650 | 11427996000 | 11110 | 315833000 |

Entity Counts:

| Org Type | Count |
|----------|-------|
| Company | 33 |

33 IP-based companies out of 11110 business tax returns = 0.3% in IP company density.

| Year | Est Population | Inventors | Inv / 1000 | Patents | Local Cos | Art Classes |
|------|----------------|-----------|------------|---------|-----------|-------------|
| 2005 | | 41 | | 44 | 2 | 26 |
| 2006 | | 33 | | 32 | 2 | 21 |
| 2007 | | 46 | | 45 | 4 | 32 |
| 2008 | | 34 | | 30 | 1 | 26 |
| 2009 | | 31 | | 28 | 8 | 24 |
| 2010 | 448991 | 41 | 0.09 | 42 | 7 | 34 |
| 2011 | 455339 | 60 | 0.13 | 54 | 9 | 40 |
| 2012 | 462612 | 52 | 0.11 | 50 | 6 | 39 |
| 2013 | 468682 | 41 | 0.09 | 43 | 11 | 28 |
| 2014 | 474081 | 51 | 0.11 | 56 | 12 | 30 |

| Inventors | Patents |
|-------------|---------|
| Totals: 300 | 424 |

Top 25 Art Classes:

| Art Class (code) | Patents | % this metro | % top 250 |
|---|---------|--------------|-----------|
| Flexible or portable closure, partition, or panel... (160) | 32 | 7.5% | 4.7% |
| Electricity: motive power systems... (318) | 24 | 5.7% | 1.3% |
| Communications: electrical... (340) | 18 | 4.2% | 0.2% |
| Liquid purification or separation... (210) | 15 | 3.5% | 0.3% |
| Registers... (235) | 14 | 3.3% | 0.2% |
| Data processing: financial, business practice, man... (705) | 12 | 2.8% | 0.1% |
| Land vehicles... (280) | 10 | 2.4% | 0.2% |
| Electrical connectors... (439) | 9 | 2.1% | 0.1% |
| Electricity: electrical systems and devices... (361) | 8 | 1.9% | 0.1% |
| Land vehicles: dumping... (298) | 8 | 1.9% | 0.4% |
| Surgery... (600) | 7 | 1.7% | 0.1% |
| Animal husbandry... (119) | 6 | 1.4% | 0.3% |
| Active solid-state devices (e.g., transistors, sol... (257) | 6 | 1.4% | 0% |
| Data processing: generic control systems or specif... (700) | 6 | 1.4% | 0.1% |
| Synthetic resins or natural rubbers -- part of the... (525) | 6 | 1.4% | 0.2% |
| Hydraulic and earth engineering... (405) | 5 | 1.2% | 0.3% |
| Motor vehicles... (180) | 5 | 1.2% | 0.2% |
| Surgery... (606) | 5 | 1.2% | 0% |

| | | | |
|---|---|------|------|
| Communications: radio wave antennas... (343) | 4 | 0.9% | 0.1% |
| Closure fasteners... (292) | 4 | 0.9% | 0.4% |
| Chemistry: molecular biology and microbiology... (435) | 4 | 0.9% | 0% |
| Drug, bio-affecting and body treating compositions... (424) | 4 | 0.9% | 0% |
| Exercise devices... (482) | 4 | 0.9% | 0.2% |
| Fluid reaction surfaces (i.e., impellers)... (416) | 4 | 0.9% | 0.2% |
| Package and article carriers... (224) | 4 | 0.9% | 0.5% |

Patents (by local inventors) assigned to local companies (top 25 or less):
 NOTE: this company count is likely less than the total company account above because the above count includes local companies with non-local inventors.

| Company Name | Patents |
|--|---------|
| Qmotion Incorporated | 18 |
| Homerun Holdings Corporation | 15 |
| Centerpin Technology, Inc. | 7 |
| Daws Manufacturing Company, Inc. | 5 |
| Daws Manufacturing Co., Inc. | 5 |
| Cerex Advanced Fabrics, Inc. | 5 |
| Herron Intellectual Property Holdings, LLC | 4 |
| Verax Technologies Inc. | 4 |
| Atrial Systems, LLC | 3 |
| Florida Institute for Human and Machine Cognition | 3 |
| Brown & Company of Pensacola, Inc. | 3 |
| Tech Shell, Inc. | 3 |
| AutoCPR, Inc. | 2 |
| Florida Institute for Human and Machine Cognition, Inc. | 2 |
| Homerun Holdings Corp. | 2 |
| Separation Systems, Inc. | 2 |
| Verax Technologies, Inc. | 2 |
| Phytoleum Technologies Group, LLC | 1 |
| Nankaii Jewelry Design | 1 |
| Martelli Enterprises, Inc. | 1 |
| Kleen Kat Inc. | 1 |
| Ion Power Group, LLC | 1 |
| Homerun Holdings Corp | 1 |
| Florida Institute for Human & Maching Cognition | 1 |
| Florida Institute for Human & Machine Cognition, Inc. (IHMC) | 1 |

Top 25 (or less) local inventors:

| Inventor | Company | Patents |
|-----------------------------|--|---------|
| Willis J. Mullet | Wayne-Dalton Corp. | 28 |
| James S. Murray | Wayne-Dalton Corp. | 14 |
| Willis Jay Mullet | Qmotion Incorporated | 13 |
| Paul J. VanDrunen | Wayne-Dalton Corp. | 10 |
| Bernd Karl Appelt | Advanced Semiconductor Engineering, Inc. | 9 |
| Jim McKelvey | Square, Inc. | 9 |
| Willis Jay Mullet | Homerun Holdings Corporation | 9 |
| James M. McKelvey | Square, Inc. | 8 |
| Chung-Jen Hou | Pall Corporation | 6 |
| Darrin W. Brunk | Qmotion Incorporated | 6 |
| Albert E. Ortega | Cerex Advanced Fabrics, Inc. | 5 |
| Darrin W. Brunk | Homerun Holdings Corporation | 5 |
| Rip Hanks | Centerpin Technology, Inc. | 5 |
| W. Keith DuBose | Textron Inc. | 5 |
| Willis J. Mullet | Overhead Door Corporation | 5 |
| Xiaosong Wu | Pall Corporation | 5 |
| Christopher Lee Wysoczynski | Qmotion Incorporated | 4 |
| David A. Williams | Daws Manufacturing Company, Inc. | 4 |
| Jayesh Dharria | Pall Corporation | 4 |

| | | |
|-----------------------------|--|---|
| Matthew Warren Kirkland | Qmotion Incorporated | 4 |
| Randall B. Metcalf | Verax Technologies Inc. | 4 |
| Richard E Gagnon | Wayne-Dalton Corp. | 4 |
| Warren L. Herron, III | Herron Intellectual Property Holdings, LLC | 4 |
| Albert W. Mitchell | Wayne-Dalton Corp. | 3 |
| Christopher Lee Wysoczynski | Homerun Holdings Corporation | 3 |

> PEORIA, IL [37900]

List of 77 included communities:

ARMINGTON, IL; BENSON, IL; BRADFORD, IL; BRIMFIELD, IL; CAMP GROVE, IL; CANTON, IL; CARLOCK, IL; CASTLETON, IL; CHILLICOTHE, IL; CONGERVILLE, IL; CREVE COEUR, IL; DANA, IL; DANVERS, IL; DEER CREEK, IL; DELAVAN, IL; DUNLAP, IL; EAST PEORIA, IL; EDELSTEIN, IL; EDWARDS, IL; EL PASO, IL; ELMWOOD, IL; EMDEN, IL; EUREKA, IL; FARMINGTON, IL; FLANAGAN, IL; GALVA, IL; GLASFORD, IL; GOODFIELD, IL; GREEN VALLEY, IL; GRIDLEY, IL; GROVELAND, IL; HANNA CITY, IL; HENRY, IL; HOPEDALE, IL; HUDSON, IL; KEWANEE, IL; KINGSTON MINES, IL; LA FAYETTE, IL; LA ROSE, IL; LACON, IL; LAURA, IL; LOSTANT, IL; LOWPOINT, IL; MACKINAW, IL; MAGNOLIA, IL; MANITO, IL; MAPLETON, IL; METAMORA, IL; MINIER, IL; MINONK, IL; MORTON, IL; MOSSVILLE, IL; NEPONSET, IL; PEKIN, IL; PEORIA HEIGHTS, IL; PEORIA, IL; PRINCEVILLE, IL; PUTNAM, IL; ROANOKE, IL; ROME, IL; RUTLAND, IL; SAN JOSE, IL; SECOR, IL; SOUTH PEKIN, IL; SPARLAND, IL; SPEER, IL; STANFORD, IL; TOLUCA, IL; TOULON, IL; TREMONT, IL; TRIVOLI, IL; VARNA, IL; WASHBURN, IL; WASHINGTON, IL; WENONA, IL; WILLIAMSFIELD, IL; WYOMING, IL

Economics:

| Indiv Tax Returns | Cum Indiv Income | Co Tax Returns | Cum Co Income |
|-------------------|------------------|----------------|---------------|
| 243620 | 14937171000 | 10770 | 297851000 |

Entity Counts:

| Org Type | Count |
|------------|-------|
| Company | 62 |
| Foundation | 1 |
| HigherEd | 1 |

62 IP-based companies out of 10770 business tax returns = 0.58% in IP company density.

| Year | Est Population | Inventors | Inv / 1000 | Patents | Local Cos | Art Classes |
|------|----------------|-----------|------------|---------|-----------|-------------|
| 2005 | | 257 | | 153 | 14 | 69 |
| 2006 | | 280 | | 177 | 17 | 80 |
| 2007 | | 305 | | 184 | 17 | 75 |
| 2008 | | 361 | | 196 | 13 | 78 |
| 2009 | | 364 | | 195 | 11 | 83 |
| 2010 | 379186 | 455 | 1.2 | 257 | 15 | 91 |
| 2011 | 379677 | 559 | 1.47 | 282 | 11 | 101 |
| 2012 | 380450 | 511 | 1.34 | 285 | 15 | 98 |
| 2013 | 382079 | 515 | 1.35 | 270 | 17 | 89 |
| 2014 | 380040 | 630 | 1.66 | 404 | 12 | 100 |

| Inventors | Patents |
|--------------|---------|
| Totals: 2557 | 2403 |

Top 25 Art Classes:

| Art Class (code) | Patents | % this metro | % top 250 |
|---|---------|--------------|-----------|
| Data processing: vehicles, navigation, and relativ... (701) | 316 | 13.2% | 3.6% |
| Internal-combustion engines... (123) | 280 | 11.7% | 6.1% |
| Surgery: splint, brace, or bandage... (602) | 102 | 4.2% | 3.6% |
| Motor vehicles... (180) | 73 | 3% | 3.3% |
| Earth working... (172) | 63 | 2.6% | 17.7% |
| Surgery... (604) | 61 | 2.5% | 0.7% |
| Fluid sprinkling, spraying, and diffusing... (239) | 60 | 2.5% | 3.2% |

| | | | |
|---|----|------|-------|
| Electricity: motive power systems... (318) | 42 | 1.7% | 2.3% |
| Wheel substitutes for land vehicles... (305) | 42 | 1.7% | 29.8% |
| Data processing: measuring, calibrating, or testin... (702) | 41 | 1.7% | 0.5% |
| Interrelated power delivery controls, including en... (477) | 40 | 1.7% | 6.3% |
| Planetary gear transmission systems or components... (475) | 37 | 1.5% | 2.2% |
| Communications: electrical... (340) | 35 | 1.5% | 0.3% |
| Surgery... (606) | 35 | 1.5% | 0.3% |
| Data processing: financial, business practice, man... (705) | 33 | 1.4% | 0.1% |
| Data processing: generic control systems or specif... (700) | 29 | 1.2% | 0.5% |
| Conveyors: power-driven... (198) | 27 | 1.1% | 2.1% |
| Electricity: measuring and testing... (324) | 24 | 1% | 0.3% |
| Chemistry: molecular biology and microbiology... (435) | 23 | 1% | 0.1% |
| Electrical generator or motor structure... (310) | 23 | 1% | 0.8% |
| Fluid handling... (137) | 22 | 0.9% | 0.8% |
| Liquid purification or separation... (210) | 22 | 0.9% | 0.5% |
| Planting... (111) | 22 | 0.9% | 7.4% |
| Land vehicles: bodies and tops... (296) | 21 | 0.9% | 0.5% |
| Pumps... (417) | 21 | 0.9% | 1.6% |

Patents (by local inventors) assigned to local companies (top 25 or less):
 NOTE: this company count is likely less than the total company account above
 because the above count includes local companies with non-local inventors.

| Company Name | Patents |
|--|---------|
| Caterpillar Inc. | 1883 |
| Caterpillar Inc | 307 |
| Martin Engineering Company | 32 |
| Caterpillar, Inc. | 24 |
| Precision Planting, Inc. | 16 |
| Precision Planting LLC | 13 |
| L.R. Nelson Corporation | 7 |
| Morton Buildings | 7 |
| Caterpillar | 6 |
| Elm Technologies, L.L.C. | 6 |
| Endotronix, Inc. | 6 |
| Bradley University | 5 |
| Catepillar Inc. | 4 |
| Firefly Energy, Inc. | 4 |
| Maui Jim, Inc. | 4 |
| Morton Buildings, Inc. | 4 |
| Rhino Tool Company | 4 |
| Caterpillar Inc. | 3 |
| Caterpillar Inc. | 3 |
| Biotechnology Research & Development Corporation | 3 |
| Oak Leaf Outdoors, Inc. | 3 |
| Albacem LLC | 2 |
| Biotechnology Research Development Corporation | 2 |
| Global Consumer Products, Inc. | 2 |
| Illinois Valley Holding Company | 2 |

Top 25 (or less) local inventors:

| Inventor | Company | Patents |
|---------------------|------------------|---------|
| Gary C. Bryant | Caterpillar Inc. | 21 |
| Scott F. Shafer | Caterpillar Inc. | 21 |
| Stephen R. Lewis | Caterpillar Inc. | 21 |
| Anthony J. Grichnik | Caterpillar Inc. | 19 |
| Robert J. Price | Caterpillar Inc. | 19 |
| Brian D. Hoff | Caterpillar Inc. | 18 |
| Hoisan Kim | Caterpillar Inc. | 18 |
| Alan R. Stockner | Caterpillar Inc. | 16 |

| | | |
|-----------------------|--------------------------|----|
| Jackson Wai | Caterpillar Inc. | 16 |
| Scott B. Fiveland | Caterpillar Inc. | 16 |
| Wade J. Robel | Caterpillar Inc. | 16 |
| Derek A. Sauder | Precision Planting, Inc. | 15 |
| Kevin L. Martin | Caterpillar Inc. | 15 |
| Brian Mintah | Caterpillar Inc. | 14 |
| Craig B. Kelley | Caterpillar Inc. | 14 |
| Kenneth L. Stratton | Caterpillar Inc. | 14 |
| Patrick Opdenbosch | Caterpillar Inc. | 14 |
| Dana R. Coldren | Caterpillar Inc. | 13 |
| Dennis H. Gibson | Caterpillar Inc. | 13 |
| James Joshua Driscoll | Caterpillar Inc. | 13 |
| Michael G. Cronin | Caterpillar Inc. | 13 |
| William J. Renski | Caterpillar Inc. | 13 |
| Daniel R. Ibrahim | Caterpillar Inc. | 12 |
| David Andrew Pierpont | Caterpillar Inc. | 12 |
| James W. Landes | Caterpillar Inc. | 12 |

> PHILADELPHIA-CAMDEN-WILMINGTON, PA-NJ-DE-MD [37980]

List of 385 included communities:

ABINGTON, PA; ALLENTOWN, NJ; ALLOWAY, NJ; AMBLER, PA; ARDMORE, PA; ASTON, PA; ATCO, NJ; ATGLEN, PA; AUDUBON, NJ; AUDUBON, PA; AVONDALE, PA; BALA CYNWYD, PA; BARRINGTON, NJ; BARTO, PA; BEAR, DE; BECHTELSVILLE, PA; BEDMINSTER, PA; BELLMAWR, NJ; BENSLEM, PA; BERLIN, NJ; BERWYN, PA; BEVERLY, NJ; BIRCHRUNVILLE, PA; BIRMINGHAM, NJ; BLACKWOOD, NJ; BLOOMING GLEN, PA; BLUE BELL, PA; BORDENTOWN, NJ; BOYERTOWN, PA; BRANDAMORE, PA; BRIDGEPORT, NJ; BRIDGEPORT, PA; BRIDGETON, NJ; BRISTOL, PA; BROOKHAVEN, PA; BROOMALL, PA; BROWNS MILLS, NJ; BRYN ATHYN, PA; BRYN MAWR, PA; BUCKINGHAM, PA; BURLINGTON, NJ; CAMDEN, NJ; CARVERSVILLE, PA; CECILTON, MD; CEDAR BROOK, NJ; CEDARS, PA; CHADDS FORD, PA; CHALFONT, PA; CHARLESTOWN, MD; CHATHAM, PA; CHATSWORTH, NJ; CHELTENHAM, PA; CHERRY HILL, NJ; CHESAPEAKE CITY, MD; CHESTER HEIGHTS, PA; CHESTER SPRINGS, PA; CHESTER, PA; CHESTERFIELD, NJ; CHEYNEY, PA; CHILDS, MD; CLARKSBORO, NJ; CLAYMONT, DE; CLAYTON, DE; CLAYTON, NJ; CLEMENTON, NJ; CLIFTON HEIGHTS, PA; COATESVILLE, PA; COCHRANVILLE, PA; COLLEGEVILLE, PA; COLLINGSWOOD, NJ; COLMAR, PA; COLORA, MD; COLUMBUS, NJ; CONCORDVILLE, PA; CONOWINGO, MD; CONSHOHOCKEN, PA; COOKSTOWN, NJ; COOPERSBURG, PA; CREAMERY, PA; CROYDON, PA; CRUM LYNNE, PA; DANBORO, PA; DARBY, PA; DEEPWATER, NJ; DELAWARE CITY, DE; DEVAULT, PA; DEVON, PA; DOWNINGTOWN, PA; DOYLESTOWN, PA; DRESHER, PA; DREXEL HILL, PA; DUBLIN, PA; DURHAM, PA; EAGLEVILLE, PA; EARLEVILLE, MD; EARLINGTON, PA; EAST GREENVILLE, PA; EASTON, PA; EDGE MONT, PA; EGG HARBOR CITY, NJ; ELK MILLS, MD; ELKINS PARK, PA; ELKTON, MD; ELMER, NJ; ELVERSON, PA; ERWINNA, PA; ESSINGTON, PA; EWAN, NJ; EXTON, PA; FAIRLESS HILLS, PA; FAIRVIEW VILLAGE, PA; FEASTERVILLE TREVISE, PA; FERNDALE, PA; FLORENCE, NJ; FLOURTOWN, PA; FOLCROFT, PA; FOLSOM, PA; FOREST GROVE, PA; FORT DIX, NJ; FORT WASHINGTON, PA; FOUNTAINVILLE, PA; FRANCONIA, PA; FRANKLINVILLE, NJ; FREDERICK, PA; FURLONG, PA; GAP, PA; GARDENVILLE, PA; GEORGETOWN, MD; GIBBSBORO, NJ; GIBBSTOWN, NJ; GILBERTSVILLE, PA; GLADWYNE, PA; GLASSBORO, NJ; GLEN MILLS, PA; GLEN RIDDLE LIMA, PA; GLENDORA, NJ; GLENMOORE, PA; GLENOLDEN, PA; GLENSIDE, PA; GLOUCESTER CITY, NJ; GRADYVILLE, PA; GREEN LANE, PA; GRENLOCH, NJ; GWYNEDD VALLEY, PA; GWYNEDD, PA; HADDON HEIGHTS, NJ; HADDONFIELD, NJ; HAINESPORT, NJ; HAMMONTON, NJ; HANCOCKS BRIDGE, NJ; HARLEYSVILLE, PA; HARRISONVILLE, NJ; HATBORO, PA; HATFIELD, PA; HAVERFORD, PA; HAVERTOWN, PA; HELLERTOWN, PA; HILLTOWN, PA; HOCKESSIN, DE; HOLICONG, PA; HOLMES, PA; HONEY BROOK, PA; HORSHAM, PA; HUNTINGDON VALLEY, PA; IMMACULATA, PA; JAMISON, PA; JENKINTOWN, PA; JOBSTOWN, NJ; JULIUSTOWN, NJ; KELTON, PA; KEMBLESVILLE, PA; KENNETT SQUARE, PA; KIMBERTON, PA; KING OF PRUSSIA, PA; KINTNERSVILLE, PA; KIRKWOOD, DE; KULPSVILLE, PA; LAFAYETTE HILL, PA; LAHASKA, PA; LANDENBERG, PA; LANGHORNE, PA; LANSDALE, PA; LANSDOWNE, PA; LAWNSIDE, NJ; LEDERACH, PA; LENNI, PA; LEVITTOWN, PA; LEWISVILLE, PA; LINCOLN UNIVERSITY, PA; LINE LEXINGTON, PA; LIONVILLE, PA; LUMBERTON, NJ; LUMBERVILLE, PA; LYNDELL, PA; MAGNOLIA, NJ; MAINLAND, PA; MALAGA, NJ; MALVERN, PA; MANCHESTER TOWNSHIP, NJ; MANTUA, NJ; MAPLE SHADE, NJ; MARCUS HOOK, PA; MARLTON, NJ; MECHANICSVILLE, PA; MEDFORD, NJ; MEDIA, PA; MENDENHALL, PA; MERCHANTVILLE, NJ; MERION STATION, PA; MICKLETON, NJ; MIDDLETOWN, DE; MILFORD SQUARE, PA; MODENA, PA; MONROEVILLE, NJ; MONT CLARE, PA; MONTCHANIN, DE; MONTGOMERYVILLE, PA; MOORESTOWN, NJ; MORGANTOWN, PA; MORRISVILLE, PA; MORTON, PA; MOUNT EPHRAIM, NJ; MOUNT HOLLY, NJ; MOUNT LAUREL, NJ; MOUNT ROYAL, NJ; MULLICA HILL, NJ; NARBERTH, PA; NARVON, PA; NATIONAL PARK, NJ; NEW CASTLE, DE; NEW EGYPT, NJ; NEW GRETN, NJ; NEW HOPE, PA; NEW LISBON, NJ; NEW LONDON, PA; NEWARK, DE; NEWFIELD, NJ; NEWTOWN SQUARE, PA; NEWTOWN, PA; NORMA, NJ; NORRISTOWN, PA; NORTH EAST, MD; NORTH WALES, PA; NORWOOD, PA; NOTTINGHAM, PA; OAKLYN, NJ; OAKS, PA; ODESSA, DE; ORELAND, PA; OTTSVILLE, PA; OXFORD, PA; PALM, PA; PALMYRA, NJ; PAOLI, PA; PARKER FORD, PA; PARKESBURG, PA; PAULSBORO, NJ; PEDRICKTOWN, NJ; PEMBERTON, NJ; PENNS GROVE, NJ; PENNS PARK, PA; PENNSAUKEN, NJ; PENNSBURG, PA; PENNSVILLE, NJ; PERKASIE, PA; PERKLOMENVILLE, PA; PERRY POINT, MD; PERRYVILLE, MD; PHILADELPHIA, PA; PHOENIXVILLE, PA; PINEVILLE, PA; PIPERSVILLE, PA; PITMAN, NJ; PLUMSTEADVILLE, PA; PLYMOUTH MEETING, PA; POCOPSON, PA; POINT PLEASANT, PA; POMEROY, PA; PORT DEPOSIT, MD; PORT PENN, DE; POTTSTOWN, PA; PROSPECT PARK, PA; QUAKERTOWN, PA; QUINTON, NJ; RANOCAS, NJ; RED HILL, PA; REVERE, PA; RICHBORO, PA; RICHLANDTOWN, PA; RICHWOOD, NJ; RIDLEY PARK, PA; RIEGELSVILLE, PA; RISING SUN, MD; RIVERSIDE, NJ; RIVERTON, NJ; ROCKLAND, DE; ROEBLING, NJ; ROYERSFORD, PA; RUNNEMEDE, NJ; RUSHLAND, PA; SADSURYVILLE, PA; SAINT GEORGES, DE; SAINT PETERS, PA; SALEM, NJ; SALFORD, PA; SALFORDVILLE, PA; SASSAMANSVILLE, PA; SCHWENKSVILLE, PA; SELLERSVILLE, PA; SEWELL, NJ; SHARON HILL, PA; SICKLerville, NJ; SILVERDALE, PA; SKIPPACK, PA; SMYRNA, DE; SOLEBURY, PA; SOMERDALE, NJ; SOUDERTON, PA; SOUTHAMPTON, PA; SOUTHEASTERN, PA; SPINNERSTOWN, PA; SPRING CITY, PA; SPRING HOUSE, PA; SPRING MOUNT, PA; SPRINGFIELD, PA; SPRINGTOWN, PA; STRATFORD, NJ; SUMNEYTOWN, PA; SUPLEE, PA; SWARTHMORE, PA; SWEDESBORO, NJ; TELFORD, PA; THORNDALE, PA; THORNTON, PA; THOROFARE, NJ; TOUGHKENAMON, PA; TOWNSEND, DE; TRENTON, NJ; TRUMBAUERSVILLE, PA; TUCKERTON, NJ; TYLERSPORT, PA; UNIONVILLE, PA; UPPER BLACK EDDY, PA; UPPER DARBY, PA; UWCHLAND, PA; VALLEY FORGE, PA; VILLANOVA, PA; VINCENTTOWN, NJ; VINELAND, NJ; VOORHEES, NJ; WAGONTOWN, PA; WALLINGFORD, PA; WARMINSTER, PA; WARRINGTON, PA; WARWICK, MD; WASHINGTON CROSSING, PA; WATERFORD WORKS, NJ; WAYNE, PA; WENONAH, NJ; WEST BERLIN, NJ; WEST CHESTER, PA; WEST DEPTFORD, NJ; WEST GROVE, PA; WEST POINT, PA; WESTTOWN, PA; WESTVILLE, NJ; WILLIAMSTOWN, NJ; WILLINGBORO, NJ; WILLOW GROVE, PA; WILMINGTON, DE; WINSLOW, NJ; WINTERTHUR, DE; WOODBURY HEIGHTS, NJ; WOODLYN, PA; WOODSTOWN, NJ; WORCESTER, PA; WOXALL, PA; WRIGHTSTOWN, NJ; WYCOMBE, PA; WYNCOTE, PA; WYNNEWOOD, PA; YORKLYN, DE; ZIEGLERVILLE, PA; ZIONHILL, PA; ZIONSVILLE, PA

Economics:

| Indiv Tax Returns | Cum Indiv Income | Co Tax Returns | Cum Co Income |
|-------------------|------------------|----------------|---------------|
| 3410220 | 253259275000 | 193250 | 8406185000 |

Entity Counts:

| Org Type | Count |
|------------|-------|
| Company | 2964 |
| Foundation | 18 |
| HigherEd | 38 |

2964 IP-based companies out of 193250 business tax returns = 1.53% in IP company density.

| Year | Est Population | Inventors | Inv / 1000 | Patents | Local Cos | Art Classes |
|------|----------------|-----------|------------|---------|-----------|-------------|
| 2005 | | 2532 | | 1840 | 421 | 298 |
| 2006 | | 3013 | | 2297 | 472 | 296 |
| 2007 | | 2859 | | 2163 | 425 | 297 |
| 2008 | | 2679 | | 2018 | 449 | 285 |
| 2009 | | 3043 | | 2226 | 453 | 285 |
| 2010 | 5965343 | 3736 | 0.63 | 2909 | 516 | 303 |
| 2011 | 5997083 | 3622 | 0.6 | 2971 | 640 | 305 |
| 2012 | 6020925 | 3856 | 0.64 | 3182 | 697 | 306 |
| 2013 | 6036228 | 4418 | 0.73 | 3653 | 703 | 316 |
| 2014 | 6051170 | 4588 | 0.76 | 3740 | 731 | 337 |

| Inventors | Patents |
|---------------|---------|
| Totals: 18641 | 26999 |

Top 25 Art Classes:

| Art Class (code) | Patents | % this metro | % top 250 |
|---|---------|--------------|-----------|
| Drug, bio-affecting and body treating compositions... (514) | 2847 | 10.5% | 12.6% |
| Chemistry: molecular biology and microbiology... (435) | 1337 | 5% | 7.4% |
| Drug, bio-affecting and body treating compositions... (424) | 1067 | 4% | 7.1% |
| Data processing: financial, business practice, man... (705) | 732 | 2.7% | 3.2% |
| Surgery... (606) | 583 | 2.2% | 4.4% |
| Stock material or miscellaneous articles... (428) | 554 | 2.1% | 6.8% |
| Multicellular living organisms and unmodified part... (800) | 465 | 1.7% | 8.1% |
| Registers... (235) | 462 | 1.7% | 7.4% |
| Multiplex communications... (370) | 422 | 1.6% | 1.3% |
| Image analysis... (382) | 390 | 1.4% | 2.8% |
| Synthetic resins or natural rubbers -- part of the... (524) | 387 | 1.4% | 12.7% |
| Surgery... (604) | 386 | 1.4% | 4.3% |
| Surgery... (600) | 375 | 1.4% | 3.3% |
| Telecommunications... (455) | 359 | 1.3% | 1.6% |
| Compositions... (252) | 344 | 1.3% | 16.1% |
| Chemistry: natural resins or derivatives; peptides... (530) | 327 | 1.2% | 7.3% |
| Synthetic resins or natural rubbers -- part of the... (525) | 312 | 1.2% | 10.9% |
| Data processing: database and file management or d... (707) | 302 | 1.1% | 1.3% |
| Communications: electrical... (340) | 265 | 1% | 2.2% |
| Electrical computers and digital processing system... (709) | 264 | 1% | 1% |
| Interactive video distribution systems... (725) | 250 | 0.9% | 5.5% |
| Organic compounds -- part of the class 532-570 ser... (536) | 243 | 0.9% | 7.3% |
| Prosthesis (i.e., artificial body members), parts ... (623) | 240 | 0.9% | 3.9% |
| Organic compounds -- part of the class 532-570 ser... (546) | 238 | 0.9% | 13.3% |
| Pulse or digital communications... (375) | 236 | 0.9% | 1.8% |

Patents (by local inventors) assigned to local companies (top 25 or less):
 NOTE: this company count is likely less than the total company account above
 because the above count includes local companies with non-local inventors.

| Company Name | Patents |
|---|---------|
| E. I. du Pont de Nemours and Company | 1218 |
| E.I. du Pont de Nemours and Company | 915 |
| E I du Pont de Nemours and Company | 901 |
| The Trustees of the University of Pennsylvania | 582 |
| Lutron Electronics Co., Inc. | 487 |
| Rohm and Haas Company | 455 |
| Metrologic Instruments, Inc. | 328 |
| InterDigital Technology Corporation | 326 |
| Siemens Medical Solutions USA, Inc. | 299 |
| CertainTeed Corporation | 223 |
| General Instrument Corporation | 215 |
| Drexel University | 187 |
| Globus Medical, Inc. | 187 |
| Rohm and Haas Electronic Materials CMP Holdings, Inc. | 142 |
| Arkema Inc. | 133 |
| Unisys Corporation | 131 |
| Medical Components, Inc. | 119 |
| University of Delaware | 119 |
| SmithKline Beecham Corporation | 114 |
| Victaulic Company | 110 |
| Comcast Cable Communications, LLC | 106 |
| Gore Enterprise Holdings, Inc. | 103 |
| Incyte Corporation | 103 |
| Zenith Products Corp. | 93 |
| Southco, Inc. | 87 |

Top 25 (or less) local inventors:

| Inventor | Company | Patents |
|-----------------------|--------------------------------------|---------|
| Elliot G. Jacoby | Lutron Electronics Co., Inc. | 216 |
| Xiaoxun Zhu | Metrologic Instruments, Inc. | 205 |
| Joel S. Spira | Lutron Electronics Co., Inc. | 181 |
| Noel Mayo | Lutron Electronics Co., Inc. | 162 |
| C. Harry Knowles | Metrologic Instruments, Inc. | 135 |
| Gregory Altonen | Lutron Electronics Co., Inc. | 135 |
| Ka Man Au | Metrologic Instruments, Inc. | 112 |
| Husnu M. Kalkanoglu | CertainTeed Corporation | 87 |
| Robert Dicosimo | E. I. du Pont de Nemours and Company | 83 |
| Gregory F. Jacobs | CertainTeed Corporation | 78 |
| Mark Schmidt | Metrologic Instruments, Inc. | 76 |
| Timothy Good | Metrologic Instruments, Inc. | 76 |
| David M. Wilz, Sr. | Metrologic Instruments, Inc. | 58 |
| Prabhakar R. Chitrapu | Interdigital Technology Corporation | 57 |
| Lane A. Smith | Agere Systems Inc. | 53 |
| Patrick Giordano | Metrologic Instruments, Inc. | 53 |
| Garrett Russell | Metrologic Instruments, Inc. | 52 |
| Zhe Wang | Enanta Pharmaceuticals, Inc. | 52 |
| Constantine J. Tsikos | Metrologic Instruments, Inc. | 49 |
| Michael Veksland | Metrologic Instruments, Inc. | 49 |
| Robert E. Bridges | Faro Technologies, Inc. | 49 |
| James Narvel | Monsanto Technology LLC | 48 |
| Kamel M. Shaheen | Interdigital Technology Corporation | 48 |
| Tao Xian | Metrologic Instruments, Inc. | 47 |
| R. Bharat Rao | Siemens Medical Solutions USA, Inc. | 46 |

> PHOENIX-MESA-SCOTTSDALE, AZ [38060]

List of 63 included communities:

AGUILA, AZ; APACHE JUNCTION, AZ; ARIZONA CITY, AZ; ARLINGTON, AZ; AVONDALE, AZ; BAPCHULE, AZ; BENSON, AZ; BUCKEYE, AZ; CAREFREE, AZ; CASA GRANDE, AZ; CASHION, AZ; CAVE CREEK, AZ; CHANDLER HEIGHTS, AZ; CHANDLER, AZ; COOLIDGE, AZ; EL MIRAGE, AZ; ELOY, AZ; FLORENCE, AZ; FORT MCDOWELL, AZ; FOUNTAIN HILLS, AZ; GILA BEND, AZ; GILBERT, AZ; GLENDALE LUKE AFB, AZ; GLENDALE, AZ; GOODYEAR, AZ; HIGLEY, AZ; KEARNY, AZ; LAWEEN, AZ; LITCHFIELD PARK, AZ; MAMMOTH, AZ; MARANA, AZ; MARICOPA, AZ; MESA, AZ; MIAMI, AZ; MORRISTOWN, AZ; NEW RIVER, AZ; ORACLE, AZ; PALO VERDE, AZ; PARADISE VALLEY, AZ; PEORIA, AZ; PHOENIX, AZ; PICACHO, AZ; QUEEN CREEK, AZ; RED ROCK, AZ; RIO VERDE, AZ; SACATON, AZ; SAN MANUEL, AZ; SCOTTSDALE, AZ; STANFIELD, AZ; SUN CITY WEST, AZ; SUN CITY, AZ; SUPERIOR, AZ; SURPRISE, AZ; TEMPE, AZ; TOLLESON, AZ; TONOPAH, AZ; TUCSON, AZ; VALLEY FARMS, AZ; WADDELL, AZ; WICKENBURG, AZ; WINKELMAN, AZ; WITTMANN, AZ; YOUNGTOWN, AZ

Economics:

| Indiv Tax Returns | Cum Indiv Income | Co Tax Returns | Cum Co Income |
|-------------------|------------------|----------------|---------------|
| 1699360 | 104906111000 | 98330 | 3378932000 |

Entity Counts:

| Org Type | Count |
|------------|-------|
| Company | 1228 |
| Foundation | 1 |
| HigherEd | 49 |

1228 IP-based companies out of 98330 business tax returns = 1.25% in IP company density.

| Year | Est Population | Inventors | Inv / 1000 | Patents | Local Cos | Art Classes |
|------|----------------|-----------|------------|---------|-----------|-------------|
| 2005 | | 2171 | | 1568 | 169 | 251 |
| 2006 | | 2579 | | 1906 | 190 | 266 |
| 2007 | | 2446 | | 1763 | 191 | 256 |
| 2008 | | 2397 | | 1800 | 185 | 252 |
| 2009 | | 2359 | | 1838 | 169 | 245 |
| 2010 | 4192887 | 2921 | 0.7 | 2307 | 232 | 266 |
| 2011 | 4254149 | 2977 | 0.7 | 2387 | 234 | 286 |
| 2012 | 4330974 | 3174 | 0.73 | 2557 | 264 | 279 |
| 2013 | 4404129 | 3282 | 0.75 | 2746 | 275 | 307 |
| 2014 | 4489109 | 3555 | 0.79 | 3102 | 298 | 294 |

| Inventors | Patents |
|---------------|---------|
| Totals: 15242 | 21974 |

Top 25 Art Classes:

| Art Class (code) | Patents | % this metro | % top 250 |
|---|---------|--------------|-----------|
| Active solid-state devices (e.g., transistors, sol... (257) | 1245 | 5.7% | 7% |
| Semiconductor device manufacturing: process... (438) | 1075 | 4.9% | 5.5% |
| Electrical computers and digital processing system... (711) | 780 | 3.5% | 6.9% |
| Data processing: financial, business practice, man... (705) | 571 | 2.6% | 2.5% |
| Error detection/correction and fault detection/rec... (714) | 553 | 2.5% | 4.7% |
| Electrical computers and digital processing system... (709) | 497 | 2.3% | 1.9% |
| Data processing: database and file management or d... (707) | 463 | 2.1% | 2% |
| Telecommunications... (455) | 419 | 1.9% | 1.9% |
| Electrical computers and digital data processing s... (710) | 409 | 1.9% | 6.5% |

| | | | |
|---|-----|------|-------|
| Electricity: electrical systems and devices... (361) | 401 | 1.8% | 4.7% |
| Multiplex communications... (370) | 399 | 1.8% | 1.2% |
| Pulse or digital communications... (375) | 343 | 1.6% | 2.7% |
| Electrical computers and digital processing system... (713) | 340 | 1.5% | 2.8% |
| Optics: measuring and testing... (356) | 332 | 1.5% | 5% |
| Dynamic magnetic information storage or retrieval... (360) | 319 | 1.5% | 5.5% |
| Data processing: vehicles, navigation, and relativ... (701) | 313 | 1.4% | 3.5% |
| Aeronautics and astronautics... (244) | 285 | 1.3% | 10.4% |
| Communications: electrical... (340) | 269 | 1.2% | 2.3% |
| Electrical connectors... (439) | 261 | 1.2% | 3.9% |
| Electricity: measuring and testing... (324) | 253 | 1.2% | 3.2% |
| Image analysis... (382) | 253 | 1.2% | 1.8% |
| Drug, bio-affecting and body treating compositions... (514) | 229 | 1% | 1% |
| Miscellaneous active electrical nonlinear devices,... (327) | 220 | 1% | 4.7% |
| Surgery: light, thermal, and electrical applicatio... (607) | 218 | 1% | 3% |
| Surgery... (606) | 217 | 1% | 1.6% |

Patents (by local inventors) assigned to local companies (top 25 or less):
 NOTE: this company count is likely less than the total company account above
 because the above count includes local companies with non-local inventors.

| Company Name | Patents |
|--|---------|
| Karsten Manufacturing Corporation | 521 |
| Amkor Technology, Inc. | 265 |
| Microchip Technology Incorporated | 205 |
| Semiconductor Components Industries, LLC | 192 |
| The Dial Corporation | 167 |
| ASM America, Inc. | 158 |
| Semiconductor Components Industries, L.L.C. | 120 |
| McAlister Technologies, LLC | 92 |
| TASER International, Inc. | 84 |
| Limelight Networks, Inc. | 79 |
| Arizona Board of Regents | 77 |
| Arizona Board of Regents, a body corporate of the State of A | 71 |
| The Arizona Board of Regents on behalf of the University of | 71 |
| Go Daddy Operating Company, LLC | 70 |
| Arizona Board of Regents for and on behalf of Arizona State | 69 |
| Ventana Medical Systems, Inc. | 67 |
| TayMac Corporation | 65 |
| The Go Daddy Group, Inc. | 62 |
| EverSpin Technologies, Inc. | 60 |
| Omnimount Systems, Inc. | 59 |
| Corning Gilbert Inc. | 56 |
| Heliae Development, LLC | 54 |
| SDCmaterials, Inc. | 40 |
| Arizona Board of Regents on Behalf of the University of Ariz | 39 |
| Comtech EF Data Corp. | 39 |

Top 25 (or less) local inventors:

| Inventor | Company | Patents |
|-----------------------|---|---------|
| Xiaojian Chen | Karsten Manufacturing Corporation | 223 |
| Marty R. Jertson | Karsten Manufacturing Corporation | 112 |
| Daniel James Winarski | International Business Machines Corporation | 110 |
| Michael R. Nicolette | Karsten Manufacturing Corporation | 109 |
| Lokesh M. Gupta | International Business Machines Corporation | 101 |
| John A. Solheim | Karsten Manufacturing Corporation | 96 |
| Michael T. Benhase | International Business Machines Corporation | 92 |
| Timothy W. Markison | Cleversafe, Inc. | 80 |
| Mark Buer | Broadcom Corporation | 79 |
| Matthew J. Kalos | International Business Machines Corporation | 77 |

| | | |
|---------------------------|---|----|
| Craig Anthony Klein | International Business Machines Corporation | 72 |
| Thomas J. Kolze | Broadcom Corporation | 71 |
| Daoqiang Lu | Intel Corporation | 70 |
| Roy Edward McAlister | McAlister Technologies, LLC | 67 |
| John Griffin | Shop Vac Corporation | 66 |
| Glen Alan Jaquette | International Business Machines Corporation | 64 |
| Ronald Patrick Huemoeller | Amkor Technology, Inc. | 64 |
| Gregg S. Lucas | International Business Machines Corporation | 63 |
| Gregory M. Chrysler | Intel Corporation | 61 |
| Allen Keith Bates | International Business Machines Corporation | 60 |
| David D. Jones | Karsten Manufacturing Corporation | 59 |
| Jeffrey P. Baldwin | Hubbell Incorporated | 57 |
| Gordon M. Grivna | Semiconductor Components Industries, LLC | 55 |
| Marcus J. Shotey | Hubbell Incorporated | 55 |
| Brett Stenhouse | Omnimount Systems, Inc. | 54 |

> PITTSBURGH, PA [38300]

List of 358 included communities:

ACME, PA; ADAH, PA; ADAMSBURG, PA; ADRIAN, PA; ALIQUIPPA, PA; ALLENPORT, PA; ALLISON PARK, PA; ALLISON, PA; ALVERTON, PA; AMBRIDGE, PA; AMITY, PA; APOLLO, PA; ARDARA, PA; ARMBRUST, PA; ARONA, PA; ATLASBURG, PA; AVELLA, PA; AVONMORE, PA; BADEN, PA; BAIRDFORD, PA; BAKERSTOWN, PA; BEALLSVILLE, PA; BEAVER FALLS, PA; BEAVER, PA; BELLE VERNON, PA; BENTLEYVILLE, PA; BETHEL PARK, PA; BLAIRSVILLE, PA; BOLIVAR, PA; BOSWELL, PA; BOVARD, PA; BOYERS, PA; BRACKENRIDGE, PA; BRADDOCK, PA; BRADENVILLE, PA; BRADFORDWOODS, PA; BRANCHTON, PA; BRIDGEVILLE, PA; BRIER HILL, PA; BROWNFIELD, PA; BROWNSVILLE, PA; BRUIN, PA; BUENA VISTA, PA; BULGER, PA; BUNOLA, PA; BURGETTSTOWN, PA; BUTLER, PA; CABOT, PA; CADOGAN, PA; CALIFORNIA, PA; CALLERY, PA; CALUMET, PA; CANONSBURG, PA; CARDALE, PA; CARNEGIE, PA; CECIL, PA; CHALK HILL, PA; CHAMPION, PA; CHARLEROI, PA; CHESTNUT RIDGE, PA; CHESWICK, PA; CHICORA, PA; CLAIRTON, PA; CLARIDGE, PA; CLARKSVILLE, PA; CLAYSVILLE, PA; CLINTON, PA; COAL CENTER, PA; COKEBURG, PA; CONFLUENCE, PA; CONNELLSVILLE, PA; CONNOQUENESSING, PA; CONWAY, PA; CORAOPOLIS, PA; COULTERS, PA; COWANVILLE, PA; CRABTREE, PA; CRANBERRY TWP, PA; CREEKSIDE, PA; CREIGHTON, PA; CRESCENT, PA; CUDDY, PA; CURTISVILLE, PA; DAISYTOWN, PA; DARLINGTON, PA; DARRAGH, PA; DAWSON, PA; DAYTON, PA; DELMONT, PA; DENBO, PA; DERRY, PA; DICKERSON RUN, PA; DISTANT, PA; DONEGAL, PA; DONORA, PA; DRAVOSBURG, PA; DUNBAR, PA; DUNLEVY, PA; DUQUESNE, PA; EAST BRADY, PA; EAST BUTLER, PA; EAST MC KEESPORT, PA; EAST MILLSBORO, PA; EAST PITTSBURGH, PA; EAST VANDERGRIFT, PA; EAU CLAIRE, PA; EIGHTY FOUR, PA; ELCO, PA; ELERTON, PA; ELIZABETH, PA; ELLSWORTH, PA; ELLWOOD CITY, PA; ELRAMA, PA; EMLENTON, PA; ENON VALLEY, PA; EVANS CITY, PA; EVERSON, PA; EXPORT, PA; FAIRBANK, PA; FAIRCHANCE, PA; FAIRMOUNT CITY, PA; FARMINGTON, PA; FAYETTE CITY, PA; FENELTON, PA; FINLEYVILLE, PA; FOMBELL, PA; FORBES ROAD, PA; FORD CITY, PA; FORD CLIFF, PA; FORESTVILLE, PA; FREDERICKTOWN, PA; FREEDOM, PA; FREEPORT, PA; GANS, PA; GASTONVILLE, PA; GEORGETOWN, PA; GIBBON GLADE, PA; GIBSONIA, PA; GLASSPORT, PA; GLENSHAW, PA; GRAPEVILLE, PA; GREENOCK, PA; GREENSBURG, PA; GRINDSTONE, PA; GROVE CITY, PA; HANNASTOWN, PA; HARMONY, PA; HARRISON CITY, PA; HARRISVILLE, PA; HARWICK, PA; HENDERSONVILLE, PA; HERMAN, PA; HERMINIE, PA; HIBBS, PA; HICKORY, PA; HILLER, PA; HILLIARDS, PA; HOMESTEAD, PA; HOOKSTOWN, PA; HOPWOOD, PA; HOSTETTER, PA; HOUSTON, PA; HUNKER, PA; HUTCHINSON, PA; HYDE PARK, PA; IMPERIAL, PA; INDIAN HEAD, PA; INDIANOLA, PA; INDUSTRY, PA; INGOMAR, PA; IRWIN, PA; ISABELLA, PA; JACOBS CREEK, PA; JEANNETTE, PA; JOFFRE, PA; JONES MILLS, PA; KARNS CITY, PA; KEISTERVILLE, PA; KITTANNING, PA; KOPPEL, PA; LA BELLE, PA; LAKE LYNN, PA; LANGELOTH, PA; LARIMER, PA; LATROBE, PA; LAUGHLINTOWN, PA; LAWRENCE, PA; LECKRON, PA; LEECHBURG, PA; LEETSDALE, PA; LEISENRING, PA; LEMONT FURNACE, PA; LIGONIER, PA; LOWBER, PA; LOYALHANNA, PA; LUXOR, PA; LYNDORA, PA; MADISON, PA; MAMMOTH, PA; MANOR, PA; MANORVILLE, PA; MARIANNA, PA; MARKLEYSBURG, PA; MARS, PA; MARTIN, PA; MASONTOWN, PA; MAYPORT, PA; MC CLELLANDTOWN, PA; MC DONALD, PA; MC GRANN, PA; MC KEES ROCKS, PA; MCKEESPORT, PA; MEADOW LANDS, PA; MELCROFT, PA; MERRITTSTOWN, PA; MIDLAND, PA; MIDWAY, PA; MILL RUN, PA; MILLSBORO, PA; MONACA, PA; MONESSEN, PA; MONONGAHELA, PA; MONROEVILLE, PA; MORGAN, PA; MOUNT BRADDOCK, PA; MOUNT PLEASANT, PA; MURRYSVILLE, PA; MUSE, PA; NATRONA HEIGHTS, PA; NEW ALEXANDRIA, PA; NEW BETHLEHEM, PA; NEW BRIGHTON, PA; NEW DERRY, PA; NEW EAGLE, PA; NEW FLORENCE, PA; NEW GALILEE, PA; NEW GENEVA, PA; NEW KENSINGTON, PA; NEW SALEM, PA; NEW STANTON, PA; NEWELL, PA; NORMALVILLE, PA; NORTH APOLLO, PA; NORTH VERSAILLES, PA; NORTH WASHINGTON, PA; NORVELT, PA; NU MINE, PA; OAK RIDGE, PA; OAKDALE, PA; OAKMONT, PA; OHIOPYLE, PA; OLIVER, PA; PARKER, PA; PENN, PA; PERRYOPOLIS, PA; PETROLIA, PA; PITCAIRN, PA; PITTSBURGH, PA; PLEASANT UNITY, PA; POINT MARION, PA; PORTERSVILLE, PA; PRESTO, PA; PRICEDALE, PA; PROSPECT, PA; PROSPERITY, PA; RECTOR, PA; RENFREW, PA; REPUBLIC, PA; RICHEYVILLE, PA; RILLTON, PA; ROCHESTER, PA; ROCKWOOD, PA; RONCO, PA; ROSCOE, PA; RUFFS DALE, PA; RURAL RIDGE, PA; RURAL VALLEY, PA; RUSSELLTON, PA; SAGAMORE, PA; SALINA, PA; SALTSBURG, PA; SARVER, PA; SAXONBURG, PA; SCENERY HILL, PA; SCHENLEY, PA; SCOTTDALE, PA; SEMINOLE, PA; SEWARD, PA; SEWICKLEY, PA; SHELOCTA, PA; SHIPPINGPORT, PA; SLICKVILLE, PA; SLIPPERY ROCK, PA; SLOVAN, PA; SMITHFIELD, PA; SMITHTON, PA; SMOCK, PA; SOMERSET, PA; SOUTH HEIGHTS, PA; SOUTH PARK, PA; SOUTHVIEW, PA; SOUTHWEST, PA; SPRING CHURCH, PA; SPRINGDALE, PA; STAHLSTOWN, PA; STAR JUNCTION, PA; STOCKDALE, PA; STRABANE, PA; STURGEON, PA; SUTERSVILLE, PA; TARENTUM, PA; TARRS, PA; TAYLORSTOWN, PA; TEMPLETON, PA; TORRANCE, PA; TRAFFORD, PA; TURTLE CREEK, PA; ULEDI, PA; UNIONTOWN, PA; UNITED, PA; VALENCIA, PA; VAN VOORHIS, PA; VANDERBILT, PA; VANDERGRIFT, PA; VENETIA, PA; VERONA, PA; VESTABURG, PA; WALTERSBURG, PA; WAMPUM, PA; WARRENDALE, PA; WASHINGTON, PA; WAYNESBURG, PA; WEBSTER, PA; WENDEL, PA; WEST ALEXANDER, PA; WEST ELIZABETH, PA; WEST FINLEY, PA; WEST LEISENRING, PA; WEST MIDDLETOWN, PA; WEST MIFFLIN, PA; WEST NEWTON, PA; WEST SUNBURY, PA; WESTLAND, PA; WESTMORELAND CITY, PA; WEXFORD, PA; WHITE, PA; WHITNEY, PA; WICKHAVEN, PA; WIDNOON, PA; WILDWOOD, PA; WILMERDING, PA; WORTHINGTON, PA; WYANO, PA; YATESBORO, PA; YOUNGSTOWN, PA; YOUNGWOOD, PA; YUKON, PA; ZELIENOPE, PA

Economics:

| Indiv Tax Returns | Cum Indiv Income | Co Tax Returns | Cum Co Income |
|-------------------|------------------|----------------|---------------|
| ----- | ----- | ----- | ----- |
| 1561940 | 100858100000 | 75340 | 3037740000 |

Entity Counts:

| Org Type | Count |
|------------|-------|
| Company | 618 |
| Foundation | 3 |
| HigherEd | 38 |

618 IP-based companies out of 75340 business tax returns = 0.82% in IP company density.

| Year | Est Population | Inventors | Inv / 1000 | Patents | Local Cos | Art Classes |
|------|----------------|-----------|------------|---------|-----------|-------------|
| 2005 | | 849 | | 549 | 111 | 178 |
| 2006 | | 1130 | | 749 | 129 | 223 |
| 2007 | | 981 | | 615 | 119 | 194 |
| 2008 | | 897 | | 597 | 105 | 181 |
| 2009 | | 973 | | 649 | 105 | 184 |
| 2010 | 2356285 | 1268 | 0.54 | 899 | 128 | 217 |
| 2011 | 2359680 | 1335 | 0.57 | 893 | 130 | 213 |
| 2012 | 2361068 | 1414 | 0.6 | 964 | 130 | 212 |
| 2013 | 2360565 | 1608 | 0.68 | 1104 | 157 | 225 |
| 2014 | 2355968 | 1637 | 0.69 | 1152 | 147 | 231 |

| Inventors | Patents |
|--------------|---------|
| Totals: 6717 | 8171 |

Top 25 Art Classes:

| Art Class (code) | Patents | % this metro | % top 250 |
|---|---------|--------------|-----------|
| Stock material or miscellaneous articles... (428) | 327 | 4% | 4% |
| Data processing: financial, business practice, man... (705) | 227 | 2.8% | 1% |
| Chemistry: molecular biology and microbiology... (435) | 170 | 2.1% | 0.9% |
| Image analysis... (382) | 168 | 2.1% | 1.2% |
| Surgery... (128) | 162 | 2% | 5.8% |
| Surgery... (600) | 159 | 1.9% | 1.4% |
| Drug, bio-affecting and body treating compositions... (424) | 153 | 1.9% | 1% |
| Data processing: database and file management or d... (707) | 152 | 1.9% | 0.6% |
| Optics: measuring and testing... (356) | 146 | 1.8% | 2.2% |
| Drug, bio-affecting and body treating compositions... (514) | 145 | 1.8% | 0.6% |
| Surgery... (604) | 123 | 1.5% | 1.4% |
| Data processing: generic control systems or specif... (700) | 121 | 1.5% | 1.9% |
| Synthetic resins or natural rubbers -- part of the... (525) | 117 | 1.4% | 4.1% |
| Electrical computers and digital processing system... (709) | 116 | 1.4% | 0.5% |
| Registers... (235) | 113 | 1.4% | 1.8% |
| Communications: electrical... (340) | 108 | 1.3% | 0.9% |
| Dynamic magnetic information storage or retrieval... (360) | 107 | 1.3% | 1.8% |
| Coating processes... (427) | 101 | 1.2% | 2.6% |
| Synthetic resins or natural rubbers -- part of the... (528) | 98 | 1.2% | 5.2% |
| Surgery: light, thermal, and electrical applicatio... (607) | 96 | 1.2% | 1.3% |
| Multiplex communications... (370) | 95 | 1.2% | 0.3% |
| Synthetic resins or natural rubbers -- part of the... (524) | 94 | 1.2% | 3.1% |
| Liquid purification or separation... (210) | 92 | 1.1% | 1.9% |
| Cutters, for shaping... (407) | 91 | 1.1% | 29.9% |
| Electricity: measuring and testing... (324) | 90 | 1.1% | 1.2% |

Patents (by local inventors) assigned to local companies (top 25 or less):
 NOTE: this company count is likely less than the total company account above
 because the above count includes local companies with non-local inventors.

| Company Name | Patents |
|--|---------|
| Kennametal Inc. | 251 |
| Carnegie Mellon University | 250 |
| University of Pittsburgh—of the Commonwealth System o | 168 |
| Alcoa Inc. | 163 |
| ChemImage Corporation | 118 |
| Medrad, Inc. | 113 |
| Bayer MaterialScience LLC | 110 |
| Dynamics Inc. | 91 |
| University of Pittsburgh | 68 |
| The PNC Financial Services Group, Inc. | 53 |
| University of Pittsburgh - of the Commonwealth System of Hig | 50 |
| University of Pittsburgh-of the Commonwealth System of Highe | 49 |
| Vocollect, Inc. | 48 |
| H.J. Heinz Company | 45 |
| Adams Mfg. Corp. | 41 |
| Allegheny-Singer Research Institute | 39 |
| Stemnion, Inc. | 33 |
| Thorley Industries LLC | 31 |
| Bayer Medical Care Inc. | 30 |
| BodyMedia, Inc. | 27 |
| Cellomics, Inc. | 26 |
| Emerson Process Management Power & Water Solutions, Inc. | 26 |
| Smart Parts, Inc. | 25 |
| Plextronics, Inc. | 21 |
| Mine Safety Appliances Company | 20 |

Top 25 (or less) local inventors:

| Inventor | Company | Patents |
|-------------------------|---------------------------|---------|
| Jeffrey D. Mullen | Dynamics Inc. | 66 |
| Peter Chi Fai Ho | RIC Investments, LLC | 53 |
| Patrick J. Treado | ChemImage Corporation | 47 |
| Qingsheng Zhu | Cardiac Pacemakers, Inc. | 46 |
| Anil Kumar | Transitions Optical, Inc. | 38 |
| William E. Adams | Adams Mfg. Corp. | 37 |
| Gregory J. McCollum | PPG Industries ohio, Inc. | 33 |
| David M. Reilly | Medrad, Inc. | 28 |
| James P. Thiel | PPG Industries Ohio, Inc. | 28 |
| John J. Shea | Eaton Corporation | 28 |
| James J. Finley | PPG Industries Ohio, Inc. | 27 |
| John S. Maier | ChemImage Corporation | 27 |
| Meng He | Transitions Optical, Inc. | 27 |
| Lance Busch | RIC Investments, LLC | 26 |
| Matthew Nelson | ChemImage Corporation | 26 |
| Robert D. Daley | Thorley Industries LLC | 26 |
| Anthony M. Chasser | PPG Industries Ohio, Inc. | 25 |
| Craig Caldwell | H.J. Heinz Company | 25 |
| Richard P. Jernigan, IV | NetApp, Inc. | 25 |
| Ronald R. Ambrose | PPG Industries Ohio, Inc. | 25 |
| Yixiong Liu | Kennametal Inc. | 25 |
| Nathan J. Weister | Eaton Corporation | 24 |
| Richard R. Roesler | Bayer MaterialScience LLC | 24 |
| Bruce S. Cloutier | Dynamics Inc. | 23 |
| John Marshall | H.J. HEINZ COMPANY | 23 |

> PORTLAND-SOUTH PORTLAND-BIDDEFORD, ME [38860]

List of 90 included communities:

ACTON, ME; ALFRED, ME; BAILEY ISLAND, ME; BAR MILLS, ME; BATH, ME; BERWICK, ME; BIDDEFORD POOL, ME; BIDDEFORD, ME; BOWDOIN, ME; BOWDOINHAM, ME; BRIDGTON, ME; BRUNSWICK, ME; BUSTINS ISLAND, ME; BUXTON, ME; CAPE ELIZABETH, ME; CAPE NEDDICK, ME; CAPE PORPOISE, ME; CASCO, ME; CHEBEAGUE ISLAND, ME; CLIFF ISLAND, ME; CORNISH, ME; CUMBERLAND CENTER, ME; CUMBERLAND FORESIDE, ME; EAST BALDWIN, ME; EAST PARSONSFIELD, ME; EAST WATERBORO, ME; ELIOT, ME; FALMOUTH, ME; FREEPORT, ME; GEORGETOWN, ME; GORHAM, ME; GRAY, ME; HARPSWELL, ME; HARRISON, ME; HOLLIS CENTER, ME; KENNEBUNK, ME; KENNEBUNKPORT, ME; KITTERY POINT, ME; KITTERY, ME; LEBANON, ME; LIMERICK, ME; LIMINGTON, ME; LONG ISLAND, ME; MOODY, ME; NAPLES, ME; NEW GLOUCESTER, ME; NEWFIELD, ME; NORTH BERWICK, ME; NORTH BRIDGTON, ME; NORTH WATERBORO, ME; NORTH YARMOUTH, ME; OCEAN PARK, ME; OGUNQUIT, ME; OLD ORCHARD BEACH, ME; ORRS ISLAND, ME; PARSONSFIELD, ME; PEAKS ISLAND, ME; PHIPPSBURG, ME; PORTLAND, ME; POWNAL, ME; RAYMOND, ME; RICHMOND, ME; SACO, ME; SANFORD, ME; SCARBOROUGH, ME; SEBAGO LAKE, ME; SEBAGO, ME; SEBASCO ESTATES, ME; SHAPLEIGH, ME; SOUTH BERWICK, ME; SOUTH CASCO, ME; SOUTH FREEPORT, ME; SOUTH PORTLAND, ME; SOUTH WINDHAM, ME; SPRINGVALE, ME; STANDISH, ME; STEEP FALLS, ME; TOPSHAM, ME; WATERBORO, ME; WELLS, ME; WEST BALDWIN, ME; WEST KENNEBUNK, ME; WEST NEWFIELD, ME; WESTBROOK, ME; WINDHAM, ME; WOOLWICH, ME; YARMOUTH, ME; YORK BEACH, ME; YORK HARBOR, ME; YORK, ME

Economics:

| Indiv Tax Returns | Cum Indiv Income | Co Tax Returns | Cum Co Income |
|-------------------|------------------|----------------|---------------|
| 279960 | 17445108000 | 18250 | 675684000 |

Entity Counts:

| Org Type | Count |
|----------|-------|
| Company | 150 |
| HigherEd | 1 |

150 IP-based companies out of 18250 business tax returns = 0.82% in IP company density.

| Year Est Population | Inventors | Inv / 1000 | Patents | Local Cos | Art Classes |
|---------------------|-----------|------------|---------|-----------|-------------|
| 2005 | 139 | | 140 | 21 | 83 |
| 2006 | 169 | | 139 | 23 | 78 |
| 2007 | 124 | | 106 | 20 | 67 |
| 2008 | 147 | | 110 | 21 | 68 |
| 2009 | 168 | | 133 | 14 | 69 |
| 2010 514098 | 240 | 0.47 | 218 | 25 | 89 |
| 2011 515995 | 208 | 0.4 | 194 | 23 | 91 |
| 2012 518219 | 196 | 0.38 | 214 | 28 | 93 |
| 2013 520363 | 257 | 0.49 | 240 | 27 | 113 |
| 2014 523552 | 239 | 0.46 | 229 | 27 | 94 |

| Inventors | Patents |
|--------------|---------|
| Totals: 1123 | 1723 |

Top 25 Art Classes:

| Art Class (code) | Patents | % this metro | % top 250 |
|---|---------|--------------|-----------|
| Active solid-state devices (e.g., transistors, sol... (257) | 113 | 6.6% | 0.6% |
| Chemistry: molecular biology and microbiology... (435) | 91 | 5.3% | 0.5% |
| Semiconductor device manufacturing: process... (438) | 84 | 4.9% | 0.4% |
| Rotary kinetic fluid motors or pumps... (415) | 58 | 3.4% | 2.7% |
| Drug, bio-affecting and body treating compositions... (424) | 50 | 2.9% | 0.3% |

| | | | |
|---|----|------|------|
| Electricity: electrical systems and devices... (361) | 47 | 2.7% | 0.6% |
| Miscellaneous active electrical nonlinear devices,... (327) | 47 | 2.7% | 1% |
| Drug, bio-affecting and body treating compositions... (514) | 32 | 1.9% | 0.1% |
| Communications: radio wave antennas... (343) | 29 | 1.7% | 1% |
| Liquid purification or separation... (210) | 29 | 1.7% | 0.6% |
| Special receptacle or package... (206) | 27 | 1.6% | 0.9% |
| Data processing: financial, business practice, man... (705) | 23 | 1.3% | 0.1% |
| Stock material or miscellaneous articles... (428) | 23 | 1.3% | 0.3% |
| Surgery... (606) | 22 | 1.3% | 0.2% |
| Chemical apparatus and process disinfecting, deodo... (422) | 21 | 1.2% | 0.5% |
| Surgery... (600) | 21 | 1.2% | 0.2% |
| Chemistry: analytical and immunological testing... (436) | 20 | 1.2% | 0.7% |
| Electrical computers and digital processing system... (709) | 17 | 1% | 0.1% |
| Electrical generator or motor structure... (310) | 17 | 1% | 0.6% |
| Optics: measuring and testing... (356) | 17 | 1% | 0.3% |
| Plastic and nonmetallic article shaping or treatin... (264) | 16 | 0.9% | 0.5% |
| Multiplex communications... (370) | 15 | 0.9% | 0% |
| Seal for a joint or juncture... (277) | 15 | 0.9% | 2.3% |
| Radiant energy... (250) | 14 | 0.8% | 0.2% |
| Static information storage and retrieval... (365) | 14 | 0.8% | 0.2% |

Patents (by local inventors) assigned to local companies (top 25 or less):
 NOTE: this company count is likely less than the total company account above
 because the above count includes local companies with non-local inventors.

| Company Name | Patents |
|-------------------------------------|---------|
| Fairchild Semiconductor Corporation | 131 |
| IDEXX Laboratories, Inc. | 96 |
| Artel, Inc. | 13 |
| MariCal, Inc. | 13 |
| 32north Corporation | 8 |
| Meridian Medical Systems, LLC | 8 |
| Maine Medical Center | 6 |
| Metso Paper USA, Inc. | 6 |
| IDEXX Laboratories | 5 |
| Rohrer Technologies, Inc. | 5 |
| Blue Water Concepts, Inc. | 4 |
| Fluid Imaging Technologies, Inc. | 4 |
| Tom's of Maine, Inc. | 4 |
| AIKO Biotechnology | 3 |
| Alere Scarborough, Inc. | 3 |
| Binax, Inc. | 3 |
| Critical Alert Systems, LLC | 3 |
| Dielectric, LLC | 3 |
| Kids Crooked House, LLC | 3 |
| Lighthouse Imaging Corporation | 3 |
| Phytex, LLC | 3 |
| Sonic Blue Aerospace, Inc. | 3 |
| Talus Corporation | 3 |
| York Manufacturing, Inc. | 3 |
| Bath Iron Works Corporation | 2 |

Top 25 (or less) local inventors:

| Inventor | Company | Patents |
|-----------------------|-------------------------------------|---------|
| Yong Liu | Fairchild Semiconductor Corporation | 42 |
| Jun Cai | Fairchild Semiconductor Corporation | 32 |
| James W. Teetzel | Wilcox Industries Corp. | 28 |
| Christopher W. Strock | United Technologies Corporation | 24 |
| Jiankang Bu | National Semiconductor Corporation | 23 |
| John A. Gelardi | MeadWestvaco Corporation | 21 |

| | | |
|------------------------------|---|----|
| Mark E. Addis | United Technologies Corporation | 21 |
| Paul M. Lutjen | United Technologies Corporation | 20 |
| Susan M. Tholen | United Technologies Corporation | 20 |
| Jonathan Goering | Albany Engineered Composites, Inc. | 19 |
| John L. Schadler | SPX Corporation | 18 |
| Thomas Patrick O'Connor, Jr. | IDEXX Laboratories, Inc. | 18 |
| David F. Bantz | International Business Machines Corporation | 17 |
| Jamal Ramdani | National Semiconductor Corporation | 17 |
| David Allen Elsemore | IDEXX Laboratories, Inc. | 13 |
| Laurie A. Flynn | IDEXX Laboratories, Inc. | 13 |
| Eugene Regis Krah, III | IDEXX Laboratories, Inc. | 12 |
| H. William Harris, Jr. | MariCal, Inc. | 12 |
| Marlies Betka | MariCal, Inc. | 12 |
| Richard H. Curtis | Artel, Inc. | 12 |
| Gregory A. Maher | Fairchild Semiconductor Corporation | 11 |
| Kenneth P. Snowdon | Fairchild Semiconductor Corporation | 11 |
| David Allen Elsemore | Divergence, Inc. | 10 |
| Gregory R. Martin | Corning Incorporated | 10 |
| Hrvoje Jasa | Fairchild Semiconductor Corporation | 10 |

> PORTLAND-VANCOUVER-BEAVERTON, OR-WA [38900]

List of 86 included communities:

AMBOY, WA; AMITY, OR; AURORA, OR; BANKS, OR; BATTLE GROUND, WA; BEAVERCREEK, OR; BEAVERTON, OR; BINGEN, WA; BORING, OR; BRIDAL VEIL, OR; BRIGHTWOOD, OR; BRUSH PRAIRIE, WA; BUXTON, OR; CAMAS, WA; CANBY, OR; CARLTON, OR; CARSON, WA; CASCADE LOCKS, OR; CLACKAMAS, OR; CLATSKANIE, OR; COLTON, OR; COLUMBIA CITY, OR; CORBETT, OR; CORNELIUS, OR; DALLAS, OR; DAMASCUS, OR; DAYTON, OR; DEER ISLAND, OR; DUNDEE, OR; EAGLE CREEK, OR; ESTACADA, OR; FAIRVIEW, OR; FOREST GROVE, OR; GALES CREEK, OR; GASTON, OR; GLADSTONE, OR; GOVERNMENT CAMP, OR; GRAND RONDE, OR; GRESHAM, OR; HAPPY VALLEY, OR; HEISSON, WA; HILLSBORO, OR; HUBBARD, OR; INDEPENDENCE, OR; LA CENTER, WA; LAFAYETTE, OR; LAKE OSWEGO, OR; MANNING, OR; MARYLHURST, OR; MCMINNVILLE, OR; MOLALLA, OR; MOUNT ANGEL, OR; MULINO, OR; NEWBERG, OR; NORTH BONNEVILLE, WA; NORTH PLAINS, OR; OREGON CITY, OR; PORTLAND, OR; RAINIER, OR; RHODODENDRON, OR; RIDGEFIELD, WA; SAINT HELENS, OR; SALEM, OR; SANDY, OR; SCAPPOOSE, OR; SCOTTS MILLS, OR; SHERIDAN, OR; SHERWOOD, OR; STEVENSON, WA; TIMBER, OR; TROUTDALE, OR; TUALATIN, OR; UNDERWOOD, WA; VANCOUVER, WA; VERNONIA, OR; WARREN, OR; WASHOUGAL, WA; WELCHES, OR; WEST LINN, OR; WHITE SALMON, WA; WILLAMINA, OR; WILSONVILLE, OR; WOODBURN, OR; WOODLAND, WA; YACOLT, WA; YAMHILL, OR

Economics:

| Indiv Tax Returns | Cum Indiv Income | Co Tax Returns | Cum Co Income |
|-------------------|------------------|----------------|---------------|
| 1583540 | 110329099000 | 105270 | 3864770000 |

Entity Counts:

| Org Type | Count |
|------------|-------|
| Company | 946 |
| Foundation | 1 |
| Government | 1 |
| HigherEd | 20 |

946 IP-based companies out of 105270 business tax returns = 0.9% in IP company density.

| Year | Est Population | Inventors | Inv / 1000 | Patents | Local Cos | Art Classes |
|------|----------------|-----------|------------|---------|-----------|-------------|
| 2005 | | 1900 | | 1534 | 129 | 205 |
| 2006 | | 2402 | | 2067 | 150 | 223 |
| 2007 | | 2159 | | 1832 | 168 | 226 |
| 2008 | | 2276 | | 1825 | 142 | 216 |
| 2009 | | 2309 | | 1744 | 159 | 231 |
| 2010 | 2226009 | 2527 | 1.14 | 2140 | 169 | 231 |
| 2011 | 2260178 | 2617 | 1.16 | 2165 | 200 | 249 |
| 2012 | 2288729 | 2716 | 1.19 | 2312 | 194 | 241 |
| 2013 | 2314747 | 3131 | 1.35 | 2522 | 203 | 256 |
| 2014 | 2348247 | 3407 | 1.45 | 2867 | 235 | 250 |

| Inventors | Patents |
|---------------|---------|
| Totals: 12613 | 21008 |

Top 25 Art Classes:

| Art Class (code) | Patents | % this metro | % top 250 |
|---|---------|--------------|-----------|
| Semiconductor device manufacturing: process... (438) | 1155 | 5.5% | 5.9% |
| Multiplex communications... (370) | 931 | 4.4% | 2.8% |
| Electrical computers and digital processing system... (713) | 855 | 4.1% | 7% |
| Active solid-state devices (e.g., transistors, sol... (257) | 828 | 3.9% | 4.7% |

| | | | |
|---|-----|------|-------|
| Image analysis... (382) | 764 | 3.6% | 5.5% |
| Incremental printing of symbolic information... (347) | 721 | 3.4% | 20.2% |
| Electrical computers and digital processing system... (709) | 643 | 3.1% | 2.5% |
| Electrical computers and digital processing system... (711) | 560 | 2.7% | 4.9% |
| Telecommunications... (455) | 460 | 2.2% | 2% |
| Error detection/correction and fault detection/rec... (714) | 450 | 2.1% | 3.9% |
| Computer graphics processing and selective visual ... (345) | 415 | 2% | 3.5% |
| Computer-aided design and analysis of circuits and... (716) | 404 | 1.9% | 6.5% |
| Electrical computers and digital data processing s... (710) | 402 | 1.9% | 6.4% |
| Boots, shoes, and leggings... (36) | 390 | 1.9% | 38.6% |
| Pulse or digital communications... (375) | 389 | 1.9% | 3% |
| Electricity: measuring and testing... (324) | 353 | 1.7% | 4.5% |
| Facsimile and static presentation processing... (358) | 350 | 1.7% | 8.1% |
| Electricity: electrical systems and devices... (361) | 344 | 1.6% | 4.1% |
| Data processing: database and file management or d... (707) | 319 | 1.5% | 1.4% |
| Information security... (726) | 318 | 1.5% | 3.4% |
| Data processing: measuring, calibrating, or testin... (702) | 266 | 1.3% | 3% |
| Data processing: financial, business practice, man... (705) | 244 | 1.2% | 1.1% |
| Static information storage and retrieval... (365) | 219 | 1% | 2.4% |
| Radiant energy... (250) | 206 | 1% | 2.5% |
| Electrical computers and digital processing system... (712) | 205 | 1% | 7.9% |

Patents (by local inventors) assigned to local companies (top 25 or less):
 NOTE: this company count is likely less than the total company account above
 because the above count includes local companies with non-local inventors.

| Company Name | Patents |
|---|---------|
| Nike, Inc. | 2838 |
| Sharp Laboratories of America, Inc. | 1178 |
| Digimarc Corporation | 653 |
| Tektronix, Inc. | 389 |
| Terra Nova Nurseries, Inc. | 283 |
| Electro Scientific Industries, Inc. | 196 |
| FEI Company | 142 |
| Mentor Graphics Corporation | 139 |
| InFocus Corporation | 128 |
| Oregon Health & Science University | 119 |
| Columbia Sportswear North America, Inc. | 104 |
| Cascade Microtech, Inc. | 87 |
| Lattice Semiconductor Corporation | 86 |
| Leatherman Tool Group, Inc. | 79 |
| Sorel Corporation | 71 |
| Leupold & Stevens, Inc. | 62 |
| TriQuint Semiconductor, Inc. | 58 |
| IP Holdings, LLC | 48 |
| Tyfone, Inc. | 46 |
| Esco Corporation | 42 |
| Veris Industries, LLC | 42 |
| Nautilus, Inc. | 39 |
| Flexiworld Technologies, Inc. | 37 |
| Pixelworks, Inc. | 37 |
| Phoseon Technology, Inc. | 36 |

Top 25 (or less) local inventors:

| Inventor | Company | Patents |
|----------------------|-------------------------------------|---------|
| Geoffrey B. Rhoads | Digimarc Corporation | 331 |
| Robert S. Chau | Intel Corporation | 217 |
| Andrew G. V. Oldknow | Nike, Inc. | 209 |
| Sheng Teng Hsu | Sharp Laboratories of America, Inc. | 179 |
| Suman Datta | Intel Corporation | 152 |

| | | |
|------------------------|-------------------------------------|-----|
| Justin K. Brask | Intel Corporation | 149 |
| Jack Kavalieros | Intel Corporation | 134 |
| Brent Rodney Jones | Xerox Corporation | 129 |
| Tony F. Rodriguez | Digimarc Corporation | 128 |
| Harini Korlipara | Terra Nova Nurseries, Inc. | 120 |
| Brian S. Doyle | Intel Corporation | 119 |
| Janet N. Egger | Terra Nova Nurseries, Inc. | 119 |
| Jack T. Kavalieros | Intel Corporation | 103 |
| Kenneth L. Levy | Digimarc Corporation | 103 |
| Mark L. Doczy | Intel Corporation | 101 |
| Matthew V. Metz | Intel Corporation | 100 |
| Brent R. Jones | Xerox Corporation | 98 |
| Gilbert Neiger | Intel Corporation | 96 |
| Muthaiah Venkatachalam | Intel Corporation | 94 |
| Ravi Pillarisetty | Intel Corporation | 87 |
| Uday Shah | Intel Corporation | 86 |
| Vivek K. De | Intel Corporation | 80 |
| Brian Walter Aznoe | Xerox Corporation | 79 |
| Marko Radosavljevic | Intel Corporation | 79 |
| Jong-Jan Lee | Sharp Laboratories of America, Inc. | 75 |

> PORT ST. LUCIE, FL [38940]

List of 11 included communities:

CANAL POINT, FL; FORT PIERCE, FL; HOBE SOUND, FL; INDIANTOWN, FL; JENSEN BEACH, FL; JUPITER, FL; OKEECHOBEE, FL; PALM CITY, FL; PORT SAINT LUCIE, FL; PORT SALERNO, FL; STUART, FL

Economics:

| Indiv Tax Returns | Cum Indiv Income | Co Tax Returns | Cum Co Income |
|-------------------|------------------|----------------|---------------|
| 278000 | 19069669000 | 27260 | 601370000 |

Entity Counts:

| Org Type | Count |
|----------|-------|
| Company | 129 |

129 IP-based companies out of 27260 business tax returns = 0.47% in IP company density.

| Year | Est Population | Inventors | Inv / 1000 | Patents | Local Cos | Art Classes |
|------|----------------|-----------|------------|---------|-----------|-------------|
| 2005 | | 107 | | 99 | 11 | 55 |
| 2006 | | 102 | | 104 | 17 | 52 |
| 2007 | | 107 | | 114 | 16 | 62 |
| 2008 | | 80 | | 77 | 9 | 40 |
| 2009 | | 81 | | 113 | 13 | 51 |
| 2010 | 424107 | 124 | 0.29 | 190 | 20 | 79 |
| 2011 | 428374 | 144 | 0.34 | 231 | 15 | 84 |
| 2012 | 432405 | 148 | 0.34 | 214 | 22 | 75 |
| 2013 | 437785 | 203 | 0.46 | 282 | 41 | 102 |
| 2014 | 444420 | 189 | 0.43 | 238 | 37 | 92 |

| Inventors | Patents |
|-------------|---------|
| Totals: 823 | 1662 |

Top 25 Art Classes:

| Art Class (code) | Patents | % this metro | % top 250 |
|---|---------|--------------|-----------|
| Fluid reaction surfaces (i.e., impellers)... (416) | 346 | 20.8% | 18.6% |
| Rotary kinetic fluid motors or pumps... (415) | 149 | 9% | 7% |
| Surgery: light, thermal, and electrical applicatio... (607) | 81 | 4.9% | 1.1% |
| Data processing: vehicles, navigation, and relativ... (701) | 36 | 2.2% | 0.4% |
| Surgery... (606) | 35 | 2.1% | 0.3% |
| Surgery: splint, brace, or bandage... (602) | 33 | 2% | 1.2% |
| Communications: electrical... (340) | 28 | 1.7% | 0.2% |
| Drug, bio-affecting and body treating compositions... (514) | 28 | 1.7% | 0.1% |
| Data processing: financial, business practice, man... (705) | 24 | 1.4% | 0.1% |
| Chemistry: molecular biology and microbiology... (435) | 20 | 1.2% | 0.1% |
| Dentistry... (433) | 18 | 1.1% | 1.5% |
| Liquid purification or separation... (210) | 18 | 1.1% | 0.4% |
| Ships... (114) | 18 | 1.1% | 1.3% |
| Surgery... (604) | 18 | 1.1% | 0.2% |
| Metal treatment... (148) | 17 | 1% | 2.4% |
| Surgery... (128) | 17 | 1% | 0.6% |
| Drug, bio-affecting and body treating compositions... (424) | 16 | 1% | 0.1% |
| Seal for a joint or juncture... (277) | 16 | 1% | 2.4% |

| | | | |
|---|----|------|------|
| Electrical computers and digital processing system... (709) | 14 | 0.8% | 0.1% |
| Power plants... (60) | 14 | 0.8% | 2.8% |
| Prosthesis (i.e., artificial body members), parts ... (623) | 14 | 0.8% | 0.2% |
| Data processing: speech signal processing, linguistics... (704) | 13 | 0.8% | 0.3% |
| Image analysis... (382) | 13 | 0.8% | 0.1% |
| Games using tangible projectile... (473) | 12 | 0.7% | 0.3% |
| Telecommunications... (455) | 12 | 0.7% | 0.1% |

Patents (by local inventors) assigned to local companies (top 25 or less):
 NOTE: this company count is likely less than the total company account above because the above count includes local companies with non-local inventors.

| Company Name | Patents |
|--|---------|
| Florida Turbine Technologies, Inc. | 387 |
| Atlas Spine, Inc. | 25 |
| Power Systems Mfg., LLC | 24 |
| Ecosphere Technologies, Inc. | 14 |
| Dyadic International (USA), Inc. | 9 |
| UltraClenz, LLC | 9 |
| Advanced Technologies Group, Inc. | 7 |
| Advantage Technology and Innovations, Inc. | 6 |
| Blue Gentian, LLC | 6 |
| Elliott Energy Systems, Inc. | 6 |
| PAC Seating Systems, Inc. | 6 |
| Power Systems Mfg, LLC | 6 |
| Smiths Interconnect Microwave Components, Inc. | 6 |
| MTB Designs, Inc. | 5 |
| Rupp Marine, Inc. | 5 |
| TMA Power, LLC | 5 |
| Harbor Branch Oceanographic Institution, Inc. | 4 |
| John Donovan Enterprises, Inc. | 4 |
| Sight Saver, LLC | 4 |
| Air Burners LLC | 3 |
| Cytonics Corporation | 3 |
| Highland Technologies, LLC | 3 |
| Innovative Safety Products Incorporated | 3 |
| Insight Instruments, Inc. | 3 |
| Prime Source Accessories, Inc. | 3 |

Top 25 (or less) local inventors:

| Inventor | Company | Patents |
|---------------------|---|---------|
| George Liang | Florida Turbine Technologies, Inc. | 244 |
| Jeffrey Farr | Certusview Technologies, LLC | 72 |
| George Liang | Siemens Energy, Inc. | 60 |
| Matthew G. Baynham | Atlas Spine, Inc. | 25 |
| George Liang | Siemens Power Generation, Inc. | 22 |
| Awadh B. Pandey | United Technologies Corporation | 19 |
| Joel Glickman | K'NEX Limited Partnership Group | 18 |
| Alex Pinera | Florida Turbine Technologies, Inc. | 17 |
| G. Clay Baynham | Atlas Spine, Inc. | 14 |
| Joseph D Brostmeyer | Florida Turbine Technologies, Inc. | 14 |
| Ross W. Towse | Biomet 3I, LLC | 14 |
| Alfred P. Matheny | Florida Turbine Technologies, Inc. | 12 |
| Bret O. Baynham | Atlas Spine, Inc. | 12 |
| David E. Reich | International Business Machines Corporation | 12 |
| David R. Campbell | Atlas Spine, Inc. | 12 |
| Dennis McGuire | Ecosphere Technologies, Inc. | 12 |
| Joseph Brostmeyer | Florida Turbine Technologies, Inc. | 12 |
| George W. McClurg | Cross Match Technologies, Inc. | 11 |
| Wesley D Brown | Florida Turbine Technologies, Inc. | 11 |

| | | |
|--------------------|--|----|
| David L. Brown | Proxense, LLC | 10 |
| George Liang | Siemens Westinghouse Power Corporation | 10 |
| Robert L. Mayfield | Biomet 3I, LLC | 10 |
| Sanjeev Jakhete | Ecosphere Technologies, Inc. | 10 |
| Peter Stuttaford | Power Systems Mfg., LLC | 9 |
| Richard Sorenson | Carling Technologies, Inc. | 9 |

> PRESCOTT, AZ [39140]

List of 26 included communities:

ASH FORK, AZ; BAGDAD, AZ; BLACK CANYON CITY, AZ; CAMP VERDE, AZ; CHINO VALLEY, AZ; CLARKDALE, AZ; CONGRESS, AZ; CORNVILLE, AZ; COTTONWOOD, AZ; CROWN KING, AZ; DEWEY, AZ; HUMBOLDT, AZ; JEROME, AZ; KIRKLAND, AZ; LAKE MONTEZUMA, AZ; MAYER, AZ; MORRISTOWN, AZ; PAULDEN, AZ; PRESCOTT VALLEY, AZ; PRESCOTT, AZ; RIMROCK, AZ; SEDONA, AZ; SELIGMAN, AZ; SKULL VALLEY, AZ; WICKENBURG, AZ; YARNELL, AZ

Economics:

| Indiv Tax Returns | Cum Indiv Income | Co Tax Returns | Cum Co Income |
|-------------------|------------------|----------------|---------------|
| 90570 | 4755159000 | 6870 | 163710000 |

Entity Counts:

| Org Type | Count |
|----------|-------|
| Company | 30 |

30 IP-based companies out of 6870 business tax returns = 0.44% in IP company density.

| Year | Est Population | Inventors | Inv / 1000 | Patents | Local Cos | Art Classes |
|------|----------------|-----------|------------|---------|-----------|-------------|
| 2006 | | 34 | | 35 | 5 | 29 |
| 2007 | | 28 | | 30 | 6 | 24 |
| 2008 | | 33 | | 40 | 4 | 25 |
| 2009 | | 27 | | 32 | 2 | 27 |
| 2010 | 211033 | 28 | 0.13 | 33 | 2 | 23 |
| 2011 | 211185 | 30 | 0.14 | 32 | 3 | 24 |
| 2012 | 212509 | 44 | 0.21 | 52 | 2 | 35 |
| 2013 | 215389 | 45 | 0.21 | 50 | 7 | 37 |
| 2014 | 218844 | 50 | 0.23 | 54 | 7 | 37 |

| Inventors | Patents |
|-------------|---------|
| Totals: 242 | 386 |

Top 25 Art Classes:

| Art Class (code) | Patents | % this metro | % top 250 |
|---|---------|--------------|-----------|
| Firearms... (42) | 26 | 6.7% | 2.1% |
| Stock material or miscellaneous articles... (428) | 21 | 5.4% | 0.3% |
| Prosthesis (i.e., artificial body members), parts ... (623) | 20 | 5.2% | 0.3% |
| Animal husbandry... (119) | 12 | 3.1% | 0.7% |
| Computer graphics processing and selective visual ... (345) | 11 | 2.8% | 0.1% |
| Data processing: financial, business practice, man... (705) | 9 | 2.3% | 0% |
| Registers... (235) | 9 | 2.3% | 0.1% |
| Multiplex communications... (370) | 8 | 2.1% | 0% |
| Rotary kinetic fluid motors or pumps... (415) | 8 | 2.1% | 0.4% |
| Chemical apparatus and process disinfecting, deodo... (422) | 7 | 1.8% | 0.2% |
| Surgery... (600) | 6 | 1.6% | 0.1% |
| Chemistry: molecular biology and microbiology... (435) | 5 | 1.3% | 0% |
| Land vehicles... (280) | 5 | 1.3% | 0.1% |
| Surgery... (606) | 5 | 1.3% | 0% |
| Adhesive bonding and miscellaneous chemical manufa... (156) | 4 | 1% | 0.1% |
| Communications: electrical... (340) | 4 | 1% | 0% |
| Fluid reaction surfaces (i.e., impellers)... (416) | 4 | 1% | 0.2% |

| | | | |
|---|---|------|------|
| Package and article carriers... (224) | 4 | 1% | 0.5% |
| Surgery... (604) | 4 | 1% | 0% |
| Synthetic resins or natural rubbers -- part of the... (522) | 4 | 1% | 0.3% |
| Batteries: thermoelectric and photoelectric... (136) | 3 | 0.8% | 0.3% |
| Coating processes... (427) | 3 | 0.8% | 0.1% |
| Chemistry: electrical and wave energy... (204) | 3 | 0.8% | 0.1% |
| Closure fasteners... (292) | 3 | 0.8% | 0.3% |
| Abrading... (451) | 3 | 0.8% | 0.2% |

Patents (by local inventors) assigned to local companies (top 25 or less):
 NOTE: this company count is likely less than the total company account above because the above count includes local companies with non-local inventors.

| Company Name | Patents |
|------------------------------------|---------|
| Orion Photo Industries, Inc. | 13 |
| ArmWest, LLC | 10 |
| P&L Industries, Inc. | 3 |
| Global Building Systems, Inc. | 3 |
| Northland Products, Inc. | 3 |
| TNMJ Caliber, LLC | 3 |
| Visual Pathways, Inc. | 3 |
| Symbol Shifters, LLC | 2 |
| Bearcat Manufacturing, Inc. | 2 |
| P & L Industries, Inc. | 2 |
| Vaporless Manufacturing, Inc. | 2 |
| Omnilux Lighting, LLC. | 1 |
| SkyPipes Wireless, Inc. | 1 |
| Sapphire Scientific, Inc. | 1 |
| Sapphire Scientific Inc. | 1 |
| Sapphire Scientific | 1 |
| Safe Patient Solutions, LLC | 1 |
| RCT Technologies LLC | 1 |
| Pyramid Retaining Walls, LLC | 1 |
| Protein Genomics, Inc. | 1 |
| Performance Automotive Group, Inc. | 1 |
| Namestar, LLC | 1 |
| Arm West, LLC | 1 |
| Expander Americas, Inc. | 1 |
| CDSAF, Inc. | 1 |

Top 25 (or less) local inventors:

| Inventor | Company | Patents |
|----------------------------|---|---------|
| James McGarry | Sturm, Ruger & Company, Inc. | 16 |
| David Mudrick | Orion Photo Industries, Inc. | 13 |
| Thomas E. Strangman | Honeywell International Inc. | 12 |
| Charles F. White | Gore Enterprise Holdings, Inc. | 10 |
| Leroy James Sullivan | ArmWest, LLC | 10 |
| Thomas E. Strangman | Honeywell International, Inc. | 9 |
| Jan Allen Hinshaw | VSS Monitoring, Inc. | 8 |
| Robert Lloyd Waterfield | ArmWest, LLC | 7 |
| John Steven Imada | American Express Travel Related Services Company, | 6 |
| Derek J. Harper | Cayenne Medical, Inc. | 5 |
| Hyunjung Samuel Eyssautier | ArmWest, LLC | 5 |
| Charles F. White | W. L. Gore & Associates, Inc. | 4 |
| David J. Myers | Gore Enterprise Holdings, Inc. | 4 |
| David J. Myers | W. L. Gore & Associates, Inc. | 4 |
| James McGarry | Sturm, Ruger & Co., Inc. | 4 |
| Justin R Gigliotti | Edge 3 Technologies LLC | 4 |
| Reed A. Davis | Northland Products, Inc. | 4 |
| William C. Bruchman | W. L. Gore & Associates, Inc. | 4 |

| | | |
|--------------------------|-----------------------------------|---|
| William J. Michael | Northland Products, Inc. | 4 |
| Aaron Moore | P&L Industries, Inc. | 3 |
| Carl C. Brittain | Pinnacle West Capital Corporation | 3 |
| David L. Bogert | C. R. Bard, Inc. | 3 |
| Ed Lindow | Soitec | 3 |
| James McGarry | Sturm Ruger & Co., Inc. | 3 |
| James Sherwood Greeneich | ASML Netherlands B.V. | 3 |

> PROVIDENCE-NEW BEDFORD-FALL RIVER, RI-MA [39300]

List of 102 included communities:

ACUSHNET, MA; ADAMSVILLE, RI; ALBION, RI; ASHAWAY, RI; ASSONET, MA; ATTLEBORO FALLS, MA; ATTLEBORO, MA; BARRINGTON, RI; BERKLEY, MA; BLOCK ISLAND, RI; BRADFORD, RI; BRISTOL, RI; CAROLINA, RI; CENTRAL FALLS, RI; CHARLESTOWN, RI; CHARTLEY, MA; CHEPACHET, RI; CLAYVILLE, RI; COVENTRY, RI; CRANSTON, RI; CUMBERLAND, RI; DARTMOUTH, MA; DIGHTON, MA; EAST FREETOWN, MA; EAST GREENWICH, RI; EAST PROVIDENCE, RI; EAST TAUNTON, MA; EASTON, MA; EXETER, RI; FAIRHAVEN, MA; FALL RIVER, MA; FISKEVILLE, RI; FORESTDALE, RI; FOSTER, RI; GLENDALE, RI; GREENE, RI; GREENVILLE, RI; HARMONY, RI; HARRISVILLE, RI; HOPE VALLEY, RI; HOPE, RI; HOPKINTON, RI; JAMESTOWN, RI; JOHNSTON, RI; KENYON, RI; KINGSTON, RI; LINCOLN, RI; LITTLE COMPTON, RI; MANSFIELD, MA; MANVILLE, RI; MAPLEVILLE, RI; MIDDLETOWN, RI; NARRAGANSETT, RI; NEW BEDFORD, MA; NEWPORT, RI; NORTH ATTLEBORO, MA; NORTH DARTMOUTH, MA; NORTH DIGHTON, MA; NORTH EASTON, MA; NORTH KINGSTOWN, RI; NORTH PROVIDENCE, RI; NORTH SCITUATE, RI; NORTH SMITHFIELD, RI; NORTON, MA; OAKLAND, RI; PASCOAG, RI; PAWTUCKET, RI; PEACE DALE, RI; PLAINVILLE, MA; PORTSMOUTH, RI; PROVIDENCE, RI; PRUDENCE ISLAND, RI; RAYNHAM CENTER, MA; RAYNHAM, MA; REHOBOTH, MA; RIVERSIDE, RI; ROCKVILLE, RI; RUMFORD, RI; SAUNDERSTOWN, RI; SEEKONK, MA; SHANNOCK, RI; SLATERSVILLE, RI; SLOCUM, RI; SMITHFIELD, RI; SOMERSET, MA; SOUTH DARTMOUTH, MA; SOUTH EASTON, MA; SWANSEA, MA; TAUNTON, MA; TIVERTON, RI; WAKEFIELD, RI; WARREN, RI; WARWICK, RI; WEST GREENWICH, RI; WEST KINGSTON, RI; WEST WARWICK, RI; WESTERLY, RI; WESTPORT POINT, MA; WESTPORT, MA; WOOD RIVER JUNCTION, RI; WOONSOCKET, RI; WYOMING, RI

Economics:

| Indiv Tax Returns | Cum Indiv Income | Co Tax Returns | Cum Co Income |
|-------------------|------------------|----------------|---------------|
| 771540 | 46890884000 | 36990 | 1584566000 |

Entity Counts:

| Org Type | Count |
|------------|-------|
| Company | 546 |
| Foundation | 2 |
| HigherEd | 5 |

546 IP-based companies out of 36990 business tax returns = 1.48% in IP company density.

| Year | Est Population | Inventors | Inv / 1000 | Patents | Local Cos | Art Classes |
|------|----------------|-----------|------------|---------|-----------|-------------|
| 2005 | | 525 | | 514 | 86 | 161 |
| 2006 | | 651 | | 651 | 104 | 187 |
| 2007 | | 614 | | 549 | 99 | 173 |
| 2008 | | 538 | | 485 | 86 | 157 |
| 2009 | | 552 | | 478 | 82 | 154 |
| 2010 | 1600852 | 686 | 0.43 | 635 | 103 | 169 |
| 2011 | 1601145 | 722 | 0.45 | 760 | 107 | 184 |
| 2012 | 1603402 | 802 | 0.5 | 783 | 127 | 195 |
| 2013 | 1605521 | 854 | 0.53 | 812 | 113 | 197 |
| 2014 | 1609367 | 920 | 0.57 | 887 | 136 | 197 |

| Inventors | Patents |
|--------------|---------|
| Totals: 3944 | 6554 |

Top 25 Art Classes:

| Art Class (code) | Patents | % this metro | % top 250 |
|--|---------|--------------|-----------|
| Games using tangible projectile... (473) | 535 | 8.2% | 12.3% |
| Surgery... (606) | 451 | 6.9% | 3.4% |

| | | | |
|---|-----|------|------|
| Surgery... (604) | 160 | 2.4% | 1.8% |
| Drug, bio-affecting and body treating compositions... (514) | 159 | 2.4% | 0.7% |
| Prosthesis (i.e., artificial body members), parts ... (623) | 150 | 2.3% | 2.4% |
| Surgery... (600) | 135 | 2.1% | 1.2% |
| Drug, bio-affecting and body treating compositions... (424) | 120 | 1.8% | 0.8% |
| Data processing: financial, business practice, man... (705) | 103 | 1.6% | 0.5% |
| Communications, electrical: acoustic wave systems ... (367) | 101 | 1.5% | 8.1% |
| Electrical connectors... (439) | 99 | 1.5% | 1.5% |
| Stock material or miscellaneous articles... (428) | 99 | 1.5% | 1.2% |
| Synthetic resins or natural rubbers -- part of the... (525) | 93 | 1.4% | 3.3% |
| Chemistry: molecular biology and microbiology... (435) | 82 | 1.3% | 0.5% |
| Ships... (114) | 80 | 1.2% | 5.9% |
| Chemistry: electrical current producing apparatus,... (429) | 75 | 1.1% | 1.9% |
| Communications: electrical... (340) | 75 | 1.1% | 0.6% |
| Image analysis... (382) | 75 | 1.1% | 0.5% |
| Plastic and nonmetallic article shaping or treatin... (264) | 73 | 1.1% | 2.2% |
| Synthetic resins or natural rubbers -- part of the... (528) | 73 | 1.1% | 3.9% |
| Illumination... (362) | 72 | 1.1% | 1.4% |
| Electricity: electrical systems and devices... (361) | 70 | 1.1% | 0.8% |
| Synthetic resins or natural rubbers -- part of the... (524) | 68 | 1% | 2.2% |
| Multiplex communications... (370) | 63 | 1% | 0.2% |
| Data processing: database and file management or d... (707) | 62 | 0.9% | 0.3% |
| Electrical computers and digital processing system... (709) | 62 | 0.9% | 0.2% |

Patents (by local inventors) assigned to local companies (top 25 or less):
 NOTE: this company count is likely less than the total company account above
 because the above count includes local companies with non-local inventors.

| Company Name | Patents |
|--|---------|
| Acushnet Company | 890 |
| DePuy Spine, Inc. | 175 |
| Hasbro, Inc. | 121 |
| Depuy Synthes Products, LLC | 77 |
| Brown University | 64 |
| Covidien LP | 50 |
| Tyco Healthcare Group LP | 49 |
| American Power Conversion Corporation | 41 |
| DePuy Mitek, LLC | 39 |
| Brown University Research Foundation | 36 |
| Codman & Shurtleff, Inc. | 35 |
| Colibri Corporation | 35 |
| IlluminOss Medical, Inc. | 34 |
| DePuy Synthes Products, Inc. | 30 |
| Sensata Technologies, Inc. | 29 |
| Board of Governors for Higher Education, State of Rhode Isla | 28 |
| Bacou-Dalloz Eye & Face Protection, Inc. | 27 |
| Depuy Acromed, Inc. | 25 |
| Stanley Fastening Systems, L.P. | 25 |
| Teknor Apex Company | 25 |
| Creative Kingdoms, LLC | 24 |
| Aspects, Inc. | 22 |
| Display Technologies, Inc. | 21 |
| Toray Plastics (America), Inc. | 21 |
| Rhode Island Hospital | 20 |

Top 25 (or less) local inventors:

| Inventor | Company | Patents |
|---------------------|------------------|---------|
| Michael J. Sullivan | Acushnet Company | 393 |
| Derek A. Ladd | Acushnet Company | 238 |
| Brian Comeau | Acushnet Company | 168 |

| | | |
|--------------------------|--|-----|
| Murali Rajagopalan | Acushnet Company | 140 |
| Douglas S. Goguen | Acushnet Company | 76 |
| Shenshen Wu | Acushnet Company | 76 |
| William E. Morgan | Acushnet Company | 75 |
| Shawn Ricci | Acushnet Company | 58 |
| Michael Kent | Staples The Office Superstore, LLC | 57 |
| Kevin M. Harris | Acushnet Company | 56 |
| Nicholas M. Nardacci | Acushnet Company | 52 |
| Douglas E. Jones | Acushnet Company | 43 |
| Barry N. Gellman | Boston Scientific Scimed, Inc. | 42 |
| Edmund A. Hebert | Acushnet Company | 41 |
| Christopher Ramm | The Gillette Company | 39 |
| Douglas K. Robinson, Jr. | Acushnet Company | 38 |
| Robert A. Rabiner | IlluminOss Medical, Inc. | 34 |
| Brian Patrick Watson | The Gillette Company | 33 |
| John Riley Hawkins | DePuy Spine, Inc. | 31 |
| Andrew D. Smith | Colibri Corporation | 30 |
| Laurent Bissonnette | Acushnet Company | 29 |
| Denise Chapman Weston | Creative Kingdoms, LLC | 27 |
| Michael D. Jordan | Acushnet Company | 27 |
| Anthony A. Ruffa | The United States of America as represented by the | 26 |
| John M. Danskin | NVIDIA Corporation | 26 |

> PROVO-OREM, UT [39340]

List of 23 included communities:

ALPINE, UT; AMERICAN FORK, UT; CEDAR VALLEY, UT; DRAPER, UT; EAGLE MOUNTAIN, UT; ELBERTA, UT; EUREKA, UT; GOSHEN, UT; LEHI, UT; LEVAN, UT; LINDON, UT; MAPLETON, UT; MONA, UT; NEPHI, UT; OREM, UT; PAYSON, UT; PLEASANT GROVE, UT; PROVO, UT; SALEM, UT; SANTAQUIN, UT; SARATOGA SPRINGS, UT; SPANISH FORK, UT; SPRINGVILLE, UT

Economics:

| Indiv Tax Returns | Cum Indiv Income | Co Tax Returns | Cum Co Income |
|-------------------|------------------|----------------|---------------|
| 216180 | 13930543000 | 23130 | 321011000 |

Entity Counts:

| Org Type | Count |
|----------|-------|
| Company | 312 |
| HigherEd | 6 |

312 IP-based companies out of 23130 business tax returns = 1.35% in IP company density.

| Year | Est Population | Inventors | Inv / 1000 | Patents | Local Cos | Art Classes |
|------|----------------|-----------|------------|---------|-----------|-------------|
| 2005 | | 186 | | 145 | 44 | 94 |
| 2006 | | 271 | | 217 | 43 | 101 |
| 2007 | | 290 | | 229 | 39 | 104 |
| 2008 | | 290 | | 264 | 38 | 106 |
| 2009 | | 356 | | 309 | 40 | 103 |
| 2010 | 526810 | 461 | 0.88 | 424 | 61 | 125 |
| 2011 | 540396 | 465 | 0.86 | 452 | 52 | 124 |
| 2012 | 549930 | 511 | 0.93 | 499 | 66 | 132 |
| 2013 | 562253 | 567 | 1.01 | 534 | 66 | 135 |
| 2014 | 571460 | 667 | 1.17 | 584 | 82 | 142 |

| | Inventors | Patents |
|---------|-----------|---------|
| Totals: | 2407 | 3657 |

Top 25 Art Classes:

| Art Class (code) | Patents | % this metro | % top 250 |
|---|---------|--------------|-----------|
| Boring or penetrating the earth... (175) | 252 | 6.9% | 13% |
| Data processing: database and file management or d... (707) | 190 | 5.2% | 0.8% |
| Electrical computers and digital processing system... (709) | 188 | 5.1% | 0.7% |
| Information security... (726) | 143 | 3.9% | 1.5% |
| Data processing: financial, business practice, man... (705) | 136 | 3.7% | 0.6% |
| Communications: electrical... (340) | 94 | 2.6% | 0.8% |
| Surgery... (604) | 83 | 2.3% | 0.9% |
| Mining or in situ disintegration of hard material... (299) | 81 | 2.2% | 35.1% |
| Electrical computers and digital processing system... (713) | 77 | 2.1% | 0.6% |
| Data processing: presentation processing of docume... (715) | 71 | 1.9% | 0.7% |
| Drug, bio-affecting and body treating compositions... (424) | 59 | 1.6% | 0.4% |
| Electrical computers and digital processing system... (711) | 59 | 1.6% | 0.5% |
| Multiplex communications... (370) | 58 | 1.6% | 0.2% |
| Surgery... (606) | 52 | 1.4% | 0.4% |
| Registers... (235) | 50 | 1.4% | 0.8% |

| | | | |
|---|----|------|------|
| X-ray or gamma ray systems or devices... (378) | 47 | 1.3% | 1.9% |
| Data processing: software development, installatio... (717) | 46 | 1.3% | 0.6% |
| Electrical computers and digital processing system... (718) | 45 | 1.2% | 1.4% |
| Wells... (166) | 45 | 1.2% | 0.7% |
| Error detection/correction and fault detection/rec... (714) | 40 | 1.1% | 0.3% |
| Stock material or miscellaneous articles... (428) | 37 | 1% | 0.5% |
| Computer graphics processing and selective visual ... (345) | 35 | 1% | 0.3% |
| Telephonic communications... (379) | 34 | 0.9% | 0.5% |
| Electricity: measuring and testing... (324) | 33 | 0.9% | 0.4% |
| Land vehicles... (280) | 32 | 0.9% | 0.6% |

Patents (by local inventors) assigned to local companies (top 25 or less):
 NOTE: this company count is likely less than the total company account above
 because the above count includes local companies with non-local inventors.

| Company Name | Patents |
|--------------------------------------|---------|
| Novell, Inc. | 271 |
| US Synthetic Corporation | 167 |
| Brigham Young University | 139 |
| IntelliServ, Inc. | 55 |
| Adaptive Computing Enterprises, Inc. | 43 |
| Moxtek, Inc. | 43 |
| American Covers, Inc. | 27 |
| Provo Craft and Novelty, Inc. | 25 |
| Ancestry.com Operations Inc. | 23 |
| Mity-Lite, Inc. | 19 |
| Action Target Inc. | 18 |
| Storagecraft Technology Corporation | 18 |
| Action Target, Inc. | 17 |
| Solutions BioMed, LLC | 17 |
| Runway Blue, LLC | 16 |
| Wing Enterprises, Inc. | 16 |
| Control4 Corporation | 15 |
| Diamicron, Inc. | 12 |
| Edizone, LLC | 11 |
| Megadyne Medical Products, Inc. | 10 |
| Morinda, Inc. | 10 |
| Megastir Technologies LLC | 9 |
| Perfect Search Corporation | 9 |
| The Code Corporation | 9 |
| EdiZONE, LC | 8 |

Top 25 (or less) local inventors:

| Inventor | Company | Patents |
|-----------------------|---|---------|
| David R. Hall | Schlumberger Technology Corporation | 112 |
| Gregory J. Boss | International Business Machines Corporation | 87 |
| Craig H. Cooley | US Synthetic Corporation | 60 |
| David R. Hall | IntelliServ, Inc. | 51 |
| Stephen R. Carter | Novell, Inc. | 51 |
| Stephen R Carter | Novell, Inc. | 47 |
| Lloyd Leon Burch | Novell, Inc. | 41 |
| Weston F. Harding | Becton, Dickinson and Company | 37 |
| Scott Dahlgren | Schlumberger Technology Corporation | 36 |
| Gregory Jensen Boss | International Business Machines Corporation | 32 |
| Joe Fox | IntelliServ, Inc. | 32 |
| David Brian Jackson | Adaptive Computing Enterprises, Inc. | 28 |
| Ronald B. Crockett | Schlumberger Technology Corporation | 28 |
| Christopher L. Drenth | Longyear TM, Inc. | 27 |
| J. Daniel Belnap | Smith International, Inc. | 25 |
| Randall R. Cook | Symantec Corporation | 24 |

| | | |
|---------------------|-------------------------------------|----|
| Alan J. Wheatley | American Covers, Inc. | 23 |
| David S. Pixton | IntelliServ, Inc. | 23 |
| Ronald K. Eyre | Smith International, Inc. | 23 |
| Paula Turner | Schlumberger Technology Corporation | 22 |
| Jason Allen Sabin | Novell, Inc. | 21 |
| Timothy N. Sexton | US Synthetic Corporation | 21 |
| H. Tracy Hall, Jr. | IntelliServ, Inc. | 20 |
| S. Barrett Peterson | US Synthetic Corporation | 20 |
| Jonathan Marshall | Schlumberger Technology Corporation | 19 |

> PUEBLO, CO [39380]

List of 10 included communities:

AVONDALE, CO; BEULAH, CO; BOONE, CO; COLORADO CITY, CO; FOWLER, CO; OLNEY SPRINGS, CO; PUEBLO, CO; RYE, CO; WALSENBURG, CO; WETMORE, CO

Economics:

| Indiv Tax Returns | Cum Indiv Income | Co Tax Returns | Cum Co Income |
|-------------------|------------------|----------------|---------------|
| 68600 | 3188932000 | 2980 | 81076000 |

Entity Counts:

| Org Type | Count |
|----------|-------|
| Company | 14 |

14 IP-based companies out of 2980 business tax returns = 0.47% in IP company density.

| Year | Est Population | Inventors | Inv / 1000 | Patents | Local Cos | Art Classes |
|------|----------------|-----------|------------|---------|-----------|-------------|
| 2005 | | 5 | | 5 | 2 | 5 |
| 2007 | | 2 | | 4 | 3 | 3 |
| 2008 | | 12 | | 13 | 2 | 13 |
| 2009 | | 11 | | 10 | 2 | 10 |
| 2010 | 159063 | 15 | 0.09 | 14 | 3 | 12 |
| 2011 | 160213 | 10 | 0.06 | 12 | 1 | 10 |
| 2012 | 160840 | 16 | 0.1 | 15 | 2 | 14 |
| 2014 | 161875 | 11 | 0.07 | 12 | 2 | 11 |

| Inventors | Patents |
|------------|---------|
| Totals: 68 | 98 |

Top 25 Art Classes:

| Art Class (code) | Patents | % this metro | % top 250 |
|---|---------|--------------|-----------|
| Electrical computers and digital processing system... (713) | 5 | 5.1% | 0% |
| Error detection/correction and fault detection/rec... (714) | 5 | 5.1% | 0% |
| Amusement devices: games... (463) | 4 | 4.1% | 0.1% |
| Data processing: vehicles, navigation, and relativ... (701) | 3 | 3.1% | 0% |
| Data processing: financial, business practice, man... (705) | 3 | 3.1% | 0% |
| Cryptography... (380) | 3 | 3.1% | 0.1% |
| Firearms... (42) | 3 | 3.1% | 0.2% |
| Fluid reaction surfaces (i.e., impellers)... (416) | 3 | 3.1% | 0.2% |
| Metal treatment... (148) | 3 | 3.1% | 0.4% |
| Communications: electrical... (340) | 2 | 2% | 0% |
| Communications: directive radio wave systems and d... (342) | 2 | 2% | 0.1% |
| Dentistry... (433) | 2 | 2% | 0.2% |
| Electric heating... (219) | 2 | 2% | 0.1% |
| Electrical computers and digital processing system... (711) | 2 | 2% | 0% |
| Electrical transmission or interconnection systems... (307) | 2 | 2% | 0.1% |
| Electricity: electrical systems and devices... (361) | 2 | 2% | 0% |
| Railway switches and signals... (246) | 2 | 2% | 0.8% |
| Surgery... (600) | 2 | 2% | 0% |
| Surgery... (606) | 2 | 2% | 0% |
| Electrical generator or motor structure... (310) | 1 | 1% | 0% |

| | | | |
|---|---|----|----|
| Electrical computers and digital data processing s... (710) | 1 | 1% | 0% |
| Dynamic magnetic information storage or retrieval... (360) | 1 | 1% | 0% |
| Drug, bio-affecting and body treating compositions... (514) | 1 | 1% | 0% |
| Dispensing... (222) | 1 | 1% | 0% |
| Data processing: measuring, calibrating, or testin... (702) | 1 | 1% | 0% |

Patents (by local inventors) assigned to local companies (top 25 or less):
 NOTE: this company count is likely less than the total company account above because the above count includes local companies with non-local inventors.

| Company Name | Patents |
|--|---------|
| Transportation Technology Center, Inc. | 3 |
| Siegel Aerodynamics, Inc. | 2 |
| Atlas Pacific Engineering Company | 2 |
| TR Toppers Inc. | 1 |
| The Water Company LLC | 1 |
| Magnuson Corporation | 1 |
| GPS Source, Inc. | 1 |
| GPS Source | 1 |
| CF&I Steel, L.P. | 1 |
| CF&I Steel | 1 |

Top 25 (or less) local inventors:

| Inventor | Company | Patents |
|-----------------------------------|--|---------|
| David Peter DeCenzo | Seagate Technology LLC | 5 |
| David P. DeCenzo | Seagate Technology LLC | 4 |
| James William Fahrny | Comcast Cable Holdings, LLC | 4 |
| Raymond Cracauer | CellAegis Devices Inc. | 3 |
| Daniel Kunau | Gaither Tool Company, Inc. | 2 |
| Jude L. DePalma | The United States of America as represented by the | 2 |
| Raymond Francis Cracauer | Axela Inc. | 2 |
| Richard A. Farrer | The Trustees of Boston College | 2 |
| Stefan G&#x201e;ntner Siegel | Siegel Aerodynamics, Inc. | 2 |
| Stephen E. Mace | Progressive Rail Technologies, Inc. | 2 |
| Alex McHardy | Hewlett-Packard Development Company, L.P. | 1 |
| Balaji Badam | Atmel Corporation | 1 |
| Brian C. Large | The Water Company LLC | 1 |
| Charles Couch | Symdent, Inc. | 1 |
| Curtis Dove | Asia Union Electronic Chemical Corporation | 1 |
| Dai Sanders | Reckitt & Colman (Overseas) Limited | 1 |
| Daniel J. Kunau | Gaither Tool Company, Inc. | 1 |
| David C. Bullock | Atlas Pacific Engineering Company | 1 |
| David R. Hayward | Sandia Corporation | 1 |
| David W. Collins | Verisma Systems, Inc. | 1 |
| Doug Hayes | Goodrich Corporation | 1 |
| Dwight Allen Blickensderfer | Magnuson Corporation | 1 |
| Eloy Rodriguez | Cornell University | 1 |
| Francisco C. Robles Hernandez | Transportation Technology Center, Inc. | 1 |
| Frank Joseph Simon | Atlas Pacific Engineering Company | 1 |

> PUNTA GORDA, FL [39460]

List of 9 included communities:

ARCADIA, FL; EL JOBEAN, FL; ENGLEWOOD, FL; MURDOCK, FL; NORTH FORT MYERS, FL; PLACIDA, FL; PORT CHARLOTTE, FL; PUNTA GORDA, FL; ROTONDA WEST, FL

Economics:

| Indiv Tax Returns | Cum Indiv Income | Co Tax Returns | Cum Co Income |
|-------------------|------------------|----------------|---------------|
| 94240 | 5126155000 | 7930 | 148239000 |

Entity Counts:

| Org Type | Count |
|----------|-------|
| Company | 18 |

18 IP-based companies out of 7930 business tax returns = 0.23% in IP company density.

| Year | Est Population | Inventors | Inv / 1000 | Patents | Local Cos | Art Classes |
|------|----------------|-----------|------------|---------|-----------|-------------|
| 2005 | | 24 | | 27 | 3 | 22 |
| 2006 | | 12 | | 13 | 2 | 13 |
| 2007 | | 16 | | 19 | 1 | 16 |
| 2008 | | 14 | | 15 | 1 | 15 |
| 2009 | | 15 | | 18 | 2 | 15 |
| 2010 | 159978 | 28 | 0.18 | 33 | 2 | 26 |
| 2011 | 159613 | 20 | 0.13 | 28 | 2 | 19 |
| 2012 | 162792 | 26 | 0.16 | 43 | 3 | 25 |
| 2013 | 164948 | 30 | 0.18 | 35 | 3 | 23 |
| 2014 | 168474 | 17 | 0.1 | 22 | 1 | 16 |

| Inventors | Patents |
|-------------|---------|
| Totals: 144 | 253 |

Top 25 Art Classes:

| Art Class (code) | Patents | % this metro | % top 250 |
|---|---------|--------------|-----------|
| Pulse or digital communications... (375) | 22 | 8.7% | 0.2% |
| Chemical apparatus and process disinfecting, deodo... (422) | 13 | 5.1% | 0.3% |
| Receptacles... (220) | 10 | 4% | 0.5% |
| Communications: electrical... (340) | 9 | 3.6% | 0.1% |
| Error detection/correction and fault detection/rec... (714) | 9 | 3.6% | 0.1% |
| Coating apparatus... (118) | 8 | 3.2% | 0.6% |
| Surgery: splint, brace, or bandage... (602) | 8 | 3.2% | 0.3% |
| Telecommunications... (455) | 7 | 2.8% | 0% |
| Data processing: measuring, calibrating, or testin... (702) | 6 | 2.4% | 0.1% |
| Liquid purification or separation... (210) | 6 | 2.4% | 0.1% |
| Gas separation: apparatus... (96) | 5 | 2% | 2% |
| Electrical generator or motor structure... (310) | 4 | 1.6% | 0.1% |
| Games using tangible projectile... (473) | 4 | 1.6% | 0.1% |
| Coating processes... (427) | 3 | 1.2% | 0.1% |
| Cutting... (83) | 3 | 1.2% | 1.1% |
| Data processing: generic control systems or specif... (700) | 3 | 1.2% | 0% |
| Chemistry: molecular biology and microbiology... (435) | 3 | 1.2% | 0% |
| Electricity: conductors and insulators... (174) | 3 | 1.2% | 0.1% |

| | | | |
|---------------------------------------|---|------|------|
| Seal for a joint or juncture... (277) | 3 | 1.2% | 0.5% |
| Ships... (114) | 3 | 1.2% | 0.2% |
| Telephonic communications... (379) | 3 | 1.2% | 0% |
| Aeronautics and astronautics... (244) | 2 | 0.8% | 0.1% |
| Amusement devices: toys... (446) | 2 | 0.8% | 0.2% |
| Boots, shoes, and leggings... (36) | 2 | 0.8% | 0.2% |
| Closure fasteners... (292) | 2 | 0.8% | 0.2% |

Patents (by local inventors) assigned to local companies (top 25 or less):
 NOTE: this company count is likely less than the total company account above
 because the above count includes local companies with non-local inventors.

| Company Name | Patents |
|--------------------------------|---------|
| Ultra-Tech Enterprises, Inc. | 3 |
| Custom Spec Engineering, Inc. | 3 |
| Collar ID, LLC | 3 |
| Poly Virtual Occlusion, LLC | 2 |
| Magnamotor, LLC | 2 |
| Identity Stronghold, LLC. | 1 |
| Identity Stronghold, LLC | 1 |
| Supertrak, Inc. | 1 |
| Smart Ideas International, LLC | 1 |
| ReMelt Scientific, Inc. | 1 |
| Qudo Game Company, Inc. | 1 |
| Peach/Wheeler Associates, LLC | 1 |
| Peach/Wheeler Associates, Inc. | 1 |
| Milliken Industries, Inc. | 1 |
| Milliken & Milliken | 1 |
| Bronson/Fiala | 1 |
| Black Button, Inc. | 1 |
| Aeromister, LLC | 1 |

Top 25 (or less) local inventors:

| Inventor | Company | Patents |
|----------------------|------------------------------------|---------|
| Allen LeRoy Limberg | Samsung Electronics Co., Ltd. | 13 |
| Charles E. Taylor | Sharper Image Acquisition LLC | 12 |
| Timothy L. Turner | Rexam Beverage Can Company | 12 |
| Charles E. Taylor | Sharper Image Corporation | 9 |
| Ryan Alan Wick | Sprint Communications Company L.P. | 6 |
| David C. Orłowski | Inpro/Seal, LLC | 5 |
| John A. Badiali | Custom Spec Engineering, Inc. | 4 |
| Richard J. Waggoner | Indmar Products Company Inc. | 4 |
| Anne E. Moenning | Collar ID, LLC | 3 |
| Bruce E. Meyer | Englert, Inc. | 3 |
| Christine C. Sanders | Creighton University | 3 |
| David C. Orłowski | Inpro/Seal LLC | 3 |
| David C. Orłowski | Isotech of Illinois, Inc. | 3 |
| Joseph C. Winkler | Ultra-Tech Enterprises, Inc. | 3 |
| Paul J. Galburt | Ultra-Tech Enterprises, Inc. | 3 |
| Stephen M. Pasternak | Red Wing Shoe Company, Inc. | 3 |
| Stephen P. Moenning | Collar ID, LLC | 3 |
| Bruce E. Meyer | Englert Inc. | 2 |
| Charles E. Taylor | Sharper Image Corp. | 2 |
| Dean Giardini | Roadway Concrete Holdings, LLC | 2 |
| George Albert Durgin | General Electric Company | 2 |
| George T. Briechle | Ultra-Tech Enterprises, Inc. | 2 |
| Gerald W. Gruber | Aculon, Inc. | 2 |
| Herbie L. Bullis | CoalTek, Inc. | 2 |
| John R. Collins | Warren Rogers Associates, inc. | 2 |

> RACINE, WI [39540]

List of 13 included communities:

BURLINGTON, WI; CALEDONIA, WI; EAST TROY, WI; FRANKSVILLE, WI; KANSASVILLE, WI; KENOSHA, WI; MUKWONAGO, WI; MUSKEGO, WI; RACINE, WI; ROCHESTER, WI; STURTEVANT, WI; UNION GROVE, WI; WATERFORD, WI

Economics:

| Indiv Tax Returns | Cum Indiv Income | Co Tax Returns | Cum Co Income |
|-------------------|------------------|----------------|---------------|
| 137340 | 8150847000 | 6160 | 177337000 |

Entity Counts:

| Org Type | Count |
|----------|-------|
| Company | 105 |

105 IP-based companies out of 6160 business tax returns = 1.7% in IP company density.

| Year | Est Population | Inventors | Inv / 1000 | Patents | Local Cos | Art Classes |
|------|----------------|-----------|------------|---------|-----------|-------------|
| 2005 | | 241 | | 200 | 25 | 109 |
| 2006 | | 257 | | 238 | 33 | 102 |
| 2007 | | 190 | | 175 | 26 | 87 |
| 2008 | | 216 | | 198 | 24 | 104 |
| 2009 | | 239 | | 207 | 23 | 97 |
| 2010 | 195408 | 263 | 1.35 | 247 | 33 | 107 |
| 2011 | 194979 | 267 | 1.37 | 235 | 26 | 116 |
| 2012 | 194683 | 264 | 1.36 | 246 | 22 | 123 |
| 2013 | 194922 | 252 | 1.29 | 220 | 26 | 96 |
| 2014 | 195163 | 306 | 1.57 | 282 | 29 | 125 |

| Inventors | Patents |
|--------------|---------|
| Totals: 1307 | 2248 |

Top 25 Art Classes:

| Art Class (code) | Patents | % this metro | % top 250 |
|---|---------|--------------|-----------|
| Illumination... (362) | 92 | 4.1% | 1.8% |
| Dispensing... (222) | 85 | 3.8% | 4.1% |
| Fluid sprinkling, spraying, and diffusing... (239) | 67 | 3% | 3.5% |
| Drug, bio-affecting and body treating compositions... (514) | 66 | 2.9% | 0.3% |
| Electricity: electrical systems and devices... (361) | 52 | 2.3% | 0.6% |
| Surgery... (604) | 45 | 2% | 0.5% |
| Heat exchange... (165) | 42 | 1.9% | 3.7% |
| Land vehicles... (280) | 35 | 1.6% | 0.7% |
| Cleaning compositions for solid surfaces, auxiliar... (510) | 34 | 1.5% | 1.9% |
| Drug, bio-affecting and body treating compositions... (424) | 34 | 1.5% | 0.2% |
| Electricity: measuring and testing... (324) | 34 | 1.5% | 0.4% |
| Electricity: motive power systems... (318) | 34 | 1.5% | 1.9% |
| Internal-combustion engines... (123) | 34 | 1.5% | 0.7% |
| Solid material comminution or disintegration... (241) | 34 | 1.5% | 3.1% |
| Stock material or miscellaneous articles... (428) | 34 | 1.5% | 0.4% |
| Data processing: generic control systems or specif... (700) | 33 | 1.5% | 0.5% |
| Surgery... (600) | 31 | 1.4% | 0.3% |
| X-ray or gamma ray systems or devices... (378) | 31 | 1.4% | 1.3% |

| | | | |
|---|----|------|------|
| Data processing: measuring, calibrating, or testin... (702) | 28 | 1.2% | 0.3% |
| Combustion... (431) | 27 | 1.2% | 3.7% |
| Liquid purification or separation... (210) | 27 | 1.2% | 0.6% |
| Computer graphics processing and selective visual ... (345) | 24 | 1.1% | 0.2% |
| Data processing: financial, business practice, man... (705) | 24 | 1.1% | 0.1% |
| Electric resistance heating devices... (392) | 23 | 1% | 4.9% |
| Electricity: circuit makers and breakers... (200) | 23 | 1% | 2.3% |

Patents (by local inventors) assigned to local companies (top 25 or less):
 NOTE: this company count is likely less than the total company account above
 because the above count includes local companies with non-local inventors.

| Company Name | Patents |
|----------------------------------|---------|
| S.C. Johnson & Son, Inc. | 661 |
| S. C. Johnson & Son, Inc. | 94 |
| Modine Manufacturing Company | 88 |
| Ruud Lighting, Inc. | 77 |
| Diversey, Inc. | 70 |
| Snap-on Incorporated | 51 |
| JohnsonDiversey, Inc. | 50 |
| BRP US Inc. | 32 |
| Unico, Inc. | 29 |
| Reliance Controls Corporation | 28 |
| S.C. Johnson Home Storage, Inc. | 26 |
| Andis Company | 19 |
| Buell Motorcycle Company | 10 |
| Asyst Technologies, LLC | 5 |
| EKG Concepts, LLC | 5 |
| A & E Incorporated | 5 |
| S. C. Johnson Home Storage, Inc. | 5 |
| Go Steady, LLC | 4 |
| Jockey International, Inc. | 4 |
| Laning Custom Design, Inc. | 4 |
| S.C. Johnson & Sons, Inc. | 4 |
| Seaquist Closures L.L.C. | 4 |
| Empire Level Mfg. Corp. | 3 |
| A&E Incorporated | 3 |
| Inter-Med, Inc. | 3 |

Top 25 (or less) local inventors:

| Inventor | Company | Patents |
|------------------------|------------------------------|---------|
| Steven A. Zach | S.C. Johnson & Son, Inc. | 46 |
| Douglas A. Soller | S.C. Johnson & Son, Inc. | 43 |
| Paul E. Furner | S.C. Johnson & Son, Inc. | 40 |
| Simon M. Conway | S.C. Johnson & Son, Inc. | 38 |
| Erica Heidi Hollmann | The Procter & Gamble Company | 36 |
| Nathan R. Westphal | S.C. Johnson & Son, Inc. | 36 |
| Peter M. Neumann | S.C. Johnson & Son, Inc. | 36 |
| Scott W. Demarest | S.C. Johnson & Son, Inc. | 36 |
| Chris A. Kubicek | S.C. Johnson & Son, Inc. | 34 |
| Cory J. Nelson | S.C. Johnson & Son, Inc. | 28 |
| Alan J. Ruud | Ruud Lighting, Inc. | 27 |
| Andrew M. Bober | Diversey, Inc. | 26 |
| Brian T. Davis | S.C. Johnson & Son, Inc. | 26 |
| Jeremy F. Knopow | S.C. Johnson & Son, Inc. | 26 |
| Allen D. Miller | S.C. Johnson & Son, Inc. | 24 |
| Padma Prabodh Varanasi | S.C. Johnson & Son, Inc. | 24 |
| Joel E. Adair | S.C. Johnson & Son, Inc. | 23 |
| David A. Hoadley | S.C. Johnson & Son, Inc. | 22 |
| Mark G. Voss | Modine Manufacturing Company | 22 |

| | | |
|------------------------|--|----|
| Monique Lasayre Kruk | PharMEDium Services, LLC | 21 |
| Neil P. Williams | S.C. Johnson & Son, Inc. | 21 |
| Eric J. Hugaard | Ruud Lighting, Inc. | 20 |
| Lawrence D. Radosevich | Rockwell Automation Technologies, Inc. | 20 |
| Michael E. Klinkhammer | S.C. Johnson & Son, Inc. | 20 |
| Wayne Guillien | Ruud Lighting, Inc. | 20 |

> RALEIGH-CARY, NC [39580]

List of 42 included communities:

ANGIER, NC; APEX, NC; BENSON, NC; BUNN, NC; CARY, NC; CASTALIA, NC; CLAYTON, NC; CREEDMOOR, NC; DUNN, NC; DURHAM, NC; FOUR OAKS, NC; FRANKLINTON, NC; FUQUAY VARINA, NC; GARNER, NC; HENDERSON, NC; HOLLISTER, NC; HOLLY SPRINGS, NC; KENLY, NC; KITTRELL, NC; KNIGHTDALE, NC; LITTLETON, NC; LOUISBURG, NC; MICRO, NC; MIDDLESEX, NC; MORRISVILLE, NC; NEW HILL, NC; NEWTON GROVE, NC; PIKEVILLE, NC; PINE LEVEL, NC; PRINCETON, NC; RALEIGH, NC; ROLESVILLE, NC; SELMA, NC; SMITHFIELD, NC; SPRING HOPE, NC; WAKE FOREST, NC; WARRENTON, NC; WENDELL, NC; WILLOW SPRING, NC; WILSONS MILLS, NC; YOUNGSVILLE, NC; ZEBULON, NC

Economics:

| Indiv Tax Returns | Cum Indiv Income | Co Tax Returns | Cum Co Income |
|-------------------|------------------|----------------|---------------|
| 803500 | 52615948000 | 47980 | 1540991000 |

Entity Counts:

| Org Type | Count |
|----------|-------|
| Company | 585 |
| HigherEd | 12 |

585 IP-based companies out of 47980 business tax returns = 1.22% in IP company density.

| Year Est Population | Inventors | Inv / 1000 | Patents | Local Cos | Art Classes |
|---------------------|-----------|------------|---------|-----------|-------------|
| 2005 | 1447 | | 990 | 91 | 183 |
| 2006 | 1821 | | 1381 | 100 | 197 |
| 2007 | 1749 | | 1199 | 83 | 198 |
| 2008 | 1980 | | 1432 | 94 | 186 |
| 2009 | 2182 | | 1609 | 116 | 202 |
| 2010 1130490 | 2624 | 2.32 | 2129 | 130 | 226 |
| 2011 1163203 | 2775 | 2.39 | 2182 | 129 | 228 |
| 2012 1189075 | 2750 | 2.31 | 2334 | 139 | 217 |
| 2013 1215299 | 2982 | 2.45 | 2425 | 179 | 228 |
| 2014 1242974 | 3269 | 2.63 | 2934 | 196 | 238 |

| Inventors | Patents |
|---------------|---------|
| Totals: 12443 | 18615 |

Top 25 Art Classes:

| Art Class (code) | Patents | % this metro | % top 250 |
|---|---------|--------------|-----------|
| Electrical computers and digital processing system... (709) | 1346 | 7.2% | 5.2% |
| Multiplex communications... (370) | 1209 | 6.5% | 3.7% |
| Drug, bio-affecting and body treating compositions... (514) | 729 | 3.9% | 3.2% |
| Data processing: database and file management or d... (707) | 715 | 3.8% | 3.1% |
| Telecommunications... (455) | 715 | 3.8% | 3.2% |
| Electrical computers and digital processing system... (713) | 544 | 2.9% | 4.5% |
| Active solid-state devices (e.g., transistors, sol... (257) | 485 | 2.6% | 2.7% |
| Data processing: presentation processing of docume... (715) | 470 | 2.5% | 4.7% |
| Chemistry: molecular biology and microbiology... (435) | 462 | 2.5% | 2.6% |
| Electrical computers and digital processing system... (711) | 459 | 2.5% | 4.1% |
| Data processing: financial, business practice, man... (705) | 428 | 2.3% | 1.9% |
| Information security... (726) | 424 | 2.3% | 4.6% |
| Error detection/correction and fault detection/rec... (714) | 383 | 2.1% | 3.3% |

| | | | |
|---|-----|------|------|
| Data processing: software development, installatio... (717) | 381 | 2% | 5% |
| Pulse or digital communications... (375) | 325 | 1.7% | 2.5% |
| Electricity: electrical systems and devices... (361) | 322 | 1.7% | 3.8% |
| Communications: electrical... (340) | 305 | 1.6% | 2.6% |
| Multicellular living organisms and unmodified part... (800) | 292 | 1.6% | 5.1% |
| Computer graphics processing and selective visual ... (345) | 257 | 1.4% | 2.1% |
| Electrical computers and digital data processing s... (710) | 249 | 1.3% | 4% |
| Semiconductor device manufacturing: process... (438) | 244 | 1.3% | 1.2% |
| Drug, bio-affecting and body treating compositions... (424) | 242 | 1.3% | 1.6% |
| Telephonic communications... (379) | 238 | 1.3% | 3.2% |
| Electrical connectors... (439) | 172 | 0.9% | 2.5% |
| Electrical computers and digital processing system... (712) | 169 | 0.9% | 6.6% |

Patents (by local inventors) assigned to local companies (top 25 or less):
 NOTE: this company count is likely less than the total company account above
 because the above count includes local companies with non-local inventors.

| Company Name | Patents |
|-----------------------------------|---------|
| Cree, Inc. | 906 |
| Duke University | 418 |
| Red Hat, Inc. | 364 |
| North Carolina State University | 354 |
| SAS Institute Inc. | 166 |
| Qurio Holdings, Inc. | 150 |
| Tekelec | 98 |
| Lord Corporation | 75 |
| Parata Systems, LLC | 75 |
| Tipper Tie, Inc. | 75 |
| Elster Electricity, LLC | 62 |
| Tekelec, Inc. | 57 |
| Inspire Pharmaceuticals, Inc. | 43 |
| ICAgen, Inc. | 41 |
| TearScience, Inc. | 36 |
| Bioptigen, Inc. | 33 |
| The Steel Network, Inc. | 29 |
| Bandwidth.com, Inc. | 28 |
| Oriel Therapeutics, Inc. | 28 |
| Valencell, Inc. | 27 |
| Ziptronix, Inc. | 26 |
| Cree LED Lighting Solutions, Inc. | 24 |
| Athenix Corp. | 22 |
| Bright View Technologies, Inc. | 22 |
| Novozymes North America, Inc. | 21 |

Top 25 (or less) local inventors:

| Inventor | Company | Patents |
|----------------------------|---|---------|
| Brian M. O'Connell | International Business Machines Corporation | 123 |
| Peter D. Karabinis | ATC Technologies, LLC | 102 |
| Claude Basso | International Business Machines Corporation | 90 |
| Ruthie D. Lyle | International Business Machines Corporation | 90 |
| Hayden C. Cranford, Jr. | International Business Machines Corporation | 80 |
| James P. Schneider | Red Hat, Inc. | 80 |
| Jean Louis Calvignac | International Business Machines Corporation | 71 |
| John R. Hind | International Business Machines Corporation | 66 |
| Jonathan S. Lindsey | North Carolina State University | 65 |
| Paul Kenneth Pickard | Cree, Inc. | 65 |
| Christopher P. Hussell | Cree, Inc. | 63 |
| James Norris Dieffenderfer | Qualcomm Incorporated | 61 |
| Samuel D. Griggs | Tipper Tie, Inc. | 56 |
| James Paul Schneider | Red Hat, Inc. | 55 |

| | | |
|-------------------------|---|----|
| John Toebes | Cisco Technology, Inc. | 55 |
| Al Chakra | International Business Machines Corporation | 52 |
| Thomas Andrew Sartorius | Qualcomm Incorporated | 52 |
| Erik J. Burckart | International Business Machines Corporation | 51 |
| Gerald H. Negley | Cree, Inc. | 51 |
| Mark E. Molander | International Business Machines Corporation | 49 |
| Richard J. Walsh | Qurio Holdings, Inc. | 49 |
| Adam William Saxler | Cree, Inc. | 48 |
| Alfredo C. Issa | Qurio Holdings, Inc. | 48 |
| Jean L. Calvignac | International Business Machines Corporation | 48 |
| William G. Pagan | International Business Machines Corporation | 48 |

> READING, PA [39740]

List of 58 included communities:

ALBURTIS, PA; BALLY, PA; BARTO, PA; BECHTELSVILLE, PA; BERNVILLE, PA; BETHEL, PA; BIRDSBORO, PA; BLANDON, PA; BOWERS, PA; BOYERTOWN, PA; BREINIGSVILLE, PA; CENTERPORT, PA; DOUGLASSVILLE, PA; EARLVILLE, PA; EAST GREENVILLE, PA; ELVERSON, PA; FLEETWOOD, PA; FREDERICKSBURG, PA; GEIGERTOWN, PA; GILBERTSVILLE, PA; HAMBURG, PA; HEREFORD, PA; KEMPTON, PA; KUTZTOWN, PA; LEESPORT, PA; LENHARTSVILLE, PA; LIMEKILN, PA; LYON STATION, PA; MACUNGIE, PA; MAXATAWNY, PA; MERTZTOWN, PA; MOHNTON, PA; MOHRSVILLE, PA; MONOCACY STATION, PA; MORGANTOWN, PA; MOUNT AETNA, PA; MYERSTOWN, PA; NARVON, PA; NEW BERLINVILLE, PA; NEWMANSTOWN, PA; OLEY, PA; PALM, PA; PINE FORGE, PA; POTTSTOWN, PA; READING, PA; REHRERSBURG, PA; REINHOLDS, PA; RICHLAND, PA; ROBESONIA, PA; SHARTLESVILLE, PA; SHOEMAKERSVILLE, PA; STRAUSSTOWN, PA; TEMPLE, PA; TOPTON, PA; VIRGINVILLE, PA; WERNERSVILLE, PA; WOMELSDORF, PA; ZIONSVILLE, PA

Economics:

| Indiv Tax Returns | Cum Indiv Income | Co Tax Returns | Cum Co Income |
|-------------------|------------------|----------------|---------------|
| 271270 | 15590012000 | 12470 | 501373000 |

Entity Counts:

| Org Type | Count |
|----------|-------|
| Company | 82 |

82 IP-based companies out of 12470 business tax returns = 0.66% in IP company density.

| Year | Est Population | Inventors | Inv / 1000 | Patents | Local Cos | Art Classes |
|------|----------------|-----------|------------|---------|-----------|-------------|
| 2005 | | 176 | | 188 | 13 | 100 |
| 2006 | | 176 | | 191 | 10 | 99 |
| 2007 | | 185 | | 198 | 12 | 102 |
| 2008 | | 196 | | 222 | 8 | 106 |
| 2009 | | 195 | | 228 | 9 | 112 |
| 2010 | 411442 | 213 | 0.52 | 262 | 10 | 107 |
| 2011 | 412580 | 212 | 0.51 | 273 | 14 | 110 |
| 2012 | 413252 | 227 | 0.55 | 301 | 14 | 126 |
| 2013 | 413652 | 267 | 0.65 | 333 | 18 | 120 |
| 2014 | 413691 | 261 | 0.63 | 336 | 15 | 127 |

| Inventors | Patents |
|--------------|---------|
| Totals: 1203 | 2532 |

Top 25 Art Classes:

| Art Class (code) | Patents | % this metro | % top 250 |
|---|---------|--------------|-----------|
| Drug, bio-affecting and body treating compositions... (514) | 130 | 5.1% | 0.6% |
| Surgery... (606) | 88 | 3.5% | 0.7% |
| Active solid-state devices (e.g., transistors, sol... (257) | 72 | 2.8% | 0.4% |
| Multicellular living organisms and unmodified part... (800) | 70 | 2.8% | 1.2% |
| Land vehicles... (280) | 69 | 2.7% | 1.3% |
| Chairs and seats... (297) | 63 | 2.5% | 2.1% |
| Pulse or digital communications... (375) | 58 | 2.3% | 0.4% |
| Semiconductor device manufacturing: process... (438) | 46 | 1.8% | 0.2% |
| Optical waveguides... (385) | 45 | 1.8% | 0.7% |
| Telecommunications... (455) | 45 | 1.8% | 0.2% |
| Miscellaneous active electrical nonlinear devices,... (327) | 44 | 1.7% | 0.9% |

| | | | |
|---|----|------|------|
| Multiplex communications... (370) | 40 | 1.6% | 0.1% |
| Stock material or miscellaneous articles... (428) | 38 | 1.5% | 0.5% |
| Electronic digital logic circuitry... (326) | 34 | 1.3% | 1.2% |
| Telephonic communications... (379) | 34 | 1.3% | 0.5% |
| Computer-aided design and analysis of circuits and... (716) | 33 | 1.3% | 0.5% |
| Prosthesis (i.e., artificial body members), parts ... (623) | 31 | 1.2% | 0.5% |
| Chemistry of inorganic compounds... (423) | 30 | 1.2% | 1.2% |
| Data processing: database and file management or d... (707) | 30 | 1.2% | 0.1% |
| Drug, bio-affecting and body treating compositions... (424) | 29 | 1.1% | 0.2% |
| Electricity: electrical systems and devices... (361) | 29 | 1.1% | 0.3% |
| Electric lamp and discharge devices: systems... (315) | 28 | 1.1% | 1.1% |
| Electrical computers and digital processing system... (709) | 27 | 1.1% | 0.1% |
| Error detection/correction and fault detection/rec... (714) | 27 | 1.1% | 0.2% |
| Chemistry: molecular biology and microbiology... (435) | 25 | 1% | 0.1% |

Patents (by local inventors) assigned to local companies (top 25 or less):
 NOTE: this company count is likely less than the total company account above because the above count includes local companies with non-local inventors.

| Company Name | Patents |
|-------------------------------------|---------|
| Drug Plastics & Glass Company, Inc. | 21 |
| Brentwood Industries, Inc. | 14 |
| Knoll, Inc. | 11 |
| Arrow International, Inc. | 8 |
| Simplicity, Inc. | 7 |
| R.M. Palmer Company | 3 |
| Ultraflex Systems, Inc. | 3 |
| Boyesen Engineering | 2 |
| Bosco's Department Store, LLC | 2 |
| Colorfin, LLC | 2 |
| Bulk Chemicals, Inc. | 2 |
| East Penn Manufacturing Co., Inc. | 2 |
| Ladd Forsline | 2 |
| MOR Supercritical, LLC | 2 |
| OnSite Sterilization LLC | 2 |
| Radius Corporation | 2 |
| Reading Alloys, Inc. | 2 |
| Receivers Unlimited LLC | 2 |
| Richard Schultz Design, Inc. | 2 |
| Sealstrip Corporation | 2 |
| The Pressure Positive Company | 2 |
| Walker Technical Co., Inc. | 2 |
| Whitford Corporation | 2 |
| L&H Signs, Inc. | 1 |
| DynaFlo, Inc. | 1 |

Top 25 (or less) local inventors:

| Inventor | Company | Patents |
|-----------------------|---|---------|
| Edward M. Felegy, Jr. | Lutron Electronics Co., Inc. | 49 |
| David Walter Whitaker | Pioneer Hi Bred International Inc | 42 |
| David Walter Whitaker | Pioneer Hi-Bred International, Inc. | 34 |
| Kevin M. Smith | CNH America LLC | 27 |
| Michael A. Dotsey | Graco Children's Products Inc. | 27 |
| Paul A. Larson | Lutron Electronics Co., Inc. | 23 |
| Lance Hollner | Lutron Electronics Co., Inc. | 22 |
| Dipankar Bhattacharya | Agere Systems Inc. | 21 |
| Chun Christine Dong | Air Products and Chemicals, Inc. | 20 |
| Roger A. Fratti | Agere Systems Inc. | 19 |
| Curtis M. Hartenstine | Wonderland Nurserygoods Company Limited | 18 |
| Gregory W. Sheets | Agere Systems Inc. | 18 |

| | | |
|--------------------------|-------------------------------------|----|
| James A. Sack | JMEA Corporation | 18 |
| Curtis M. Hartenstine | Wonderland Nurserygoods Co., Ltd. | 16 |
| Katherine A. Yanushefski | SiOptical, Inc. | 16 |
| Frederick N. Biesecker | Drug Plastics & Glass Company, Inc. | 15 |
| James A. Johanson | Agere Systems Inc. | 15 |
| David A. Kirby | Lutron Electronics Co., Inc. | 14 |
| Douglas D. Lopata | Agere Systems Inc. | 14 |
| H. Brock Kolls | USA Technologies, Inc. | 14 |
| Jody L. Seifert | Globus Medical, Inc. | 14 |
| Philip J. Ehrhart | CNH America LLC | 14 |
| Matthew J. Ransil | Graco Children's Products Inc. | 13 |
| Walter S. Zaharchuk | Lutron Electronics Co., Inc. | 13 |
| Craig A. Stump | Merck Sharp & Dohme Corp. | 12 |

> REDDING, CA [39820]

List of 29 included communities:

ANDERSON, CA; BELLA VISTA, CA; BIG BEND, CA; BURNEY, CA; CASSEL, CA; CASTELLA, CA; COTTONWOOD, CA; DUNSMUIR, CA; FALL RIVER MILLS, CA; FRENCH GULCH, CA; HAT CREEK, CA; IGO, CA; LAKEHEAD, CA; MANTON, CA; MCARTHUR, CA; MILLVILLE, CA; MONTGOMERY CREEK, CA; OAK RUN, CA; OBRIEN, CA; OLD STATION, CA; PALO CEDRO, CA; PLATINA, CA; REDDING, CA; ROUND MOUNTAIN, CA; SHASTA LAKE, CA; SHASTA, CA; SHINGLETOWN, CA; WHISKEYTOWN, CA; WHITMORE, CA

Economics:

| Indiv Tax Returns | Cum Indiv Income | Co Tax Returns | Cum Co Income |
|-------------------|------------------|----------------|---------------|
| 74440 | 3766736000 | 3350 | 181421000 |

Entity Counts:

| Org Type | Count |
|----------|-------|
| Company | 15 |

15 IP-based companies out of 3350 business tax returns = 0.45% in IP company density.

| Year | Est Population | Inventors | Inv / 1000 | Patents | Local Cos | Art Classes |
|------|----------------|-----------|------------|---------|-----------|-------------|
| 2005 | | 11 | | 12 | 2 | 12 |
| 2006 | | 20 | | 17 | 1 | 17 |
| 2007 | | 15 | | 14 | 1 | 14 |
| 2009 | | 14 | | 10 | 1 | 9 |
| 2011 | 177950 | 18 | 0.1 | 18 | 1 | 16 |
| 2013 | 179137 | 25 | 0.14 | 32 | 2 | 24 |
| 2014 | 179804 | 23 | 0.13 | 26 | 3 | 21 |

| | Inventors | Patents |
|---------|-----------|---------|
| Totals: | 130 | 184 |

Top 25 Art Classes:

| Art Class (code) | Patents | % this metro | % top 250 |
|---|---------|--------------|-----------|
| Prosthesis (i.e., artificial body members), parts ... (623) | 14 | 7.6% | 0.2% |
| Package and article carriers... (224) | 10 | 5.4% | 1.1% |
| Automatic temperature and humidity regulation... (236) | 7 | 3.8% | 2.1% |
| Surgery... (606) | 7 | 3.8% | 0.1% |
| Dispensing... (222) | 6 | 3.3% | 0.3% |
| Illumination... (362) | 6 | 3.3% | 0.1% |
| Multiplex communications... (370) | 6 | 3.3% | 0% |
| Electrical computers and digital processing system... (711) | 4 | 2.2% | 0% |
| Fluid handling... (137) | 4 | 2.2% | 0.1% |
| Road structure, process, or apparatus... (404) | 4 | 2.2% | 0.4% |
| Electric lamp or space discharge component or devi... (445) | 3 | 1.6% | 1% |
| Communications: electrical... (340) | 3 | 1.6% | 0% |
| Electrical computers and digital processing system... (709) | 3 | 1.6% | 0% |
| Fire escape, ladder, or scaffold... (182) | 3 | 1.6% | 0.5% |
| Scanning-probe techniques or apparatus; applicatio... (850) | 3 | 1.6% | 2.2% |
| Supports... (248) | 3 | 1.6% | 0.1% |
| Surgery... (600) | 3 | 1.6% | 0% |
| Coded data generation or conversion... (341) | 2 | 1.1% | 0.1% |

| | | | |
|---|---|------|------|
| Animal husbandry... (119) | 2 | 1.1% | 0.1% |
| Active solid-state devices (e.g., transistors, sol... (257) | 2 | 1.1% | 0% |
| Drug, bio-affecting and body treating compositions... (424) | 2 | 1.1% | 0% |
| Data processing: financial, business practice, man... (705) | 2 | 1.1% | 0% |
| Electricity: measuring and testing... (324) | 2 | 1.1% | 0% |
| Fluid sprinkling, spraying, and diffusing... (239) | 2 | 1.1% | 0.1% |
| Geometrical instruments... (33) | 2 | 1.1% | 2% |

Patents (by local inventors) assigned to local companies (top 25 or less):
 NOTE: this company count is likely less than the total company account above
 because the above count includes local companies with non-local inventors.

| Company Name | Patents |
|---------------------------------|---------|
| Clean Heat, LLC | 2 |
| Sof-Tek Integrators, Inc. | 2 |
| Technisoil Industrial LLC | 2 |
| Voorwood Company | 1 |
| Turbo Fitness Products LLC | 1 |
| Talons Adventure Gear, Inc. | 1 |
| Skyway Machine, Inc. | 1 |
| Redding Machine Development LLC | 1 |
| Marler Communications, Inc. | 1 |
| Linnet Biopharmaceuticals, Inc. | 1 |
| Interfix, LLC | 1 |

Top 25 (or less) local inventors:

| Inventor | Company | Patents |
|---------------------------|----------------------------------|---------|
| Michael Sturm | Think Tank Photo, Inc. | 14 |
| James W. Livingston | Diversey, Inc. | 8 |
| Dale Kempf | Grundfos Pumps Corporation | 7 |
| Christopher H. Lowery | Quarkstar LLC | 6 |
| Scott Heneveld | AorTx, Inc. | 5 |
| Scott Heneveld | CardiacMD, Inc. | 5 |
| Thomas M. Coon | Zimmer, Inc. | 5 |
| Jason Caulkins | Dataram, Inc. | 4 |
| Donald Robert Martin Boys | Lonecraft Limited, LLC | 3 |
| Ken Gustke | MAKO Surgical Corp. | 3 |
| Thomas Coon | Mako Surgical Corp. | 3 |
| Andrew W. Welin | Texas Instruments Incorporated | 2 |
| Chris Lowery | Quarkstar LLC | 2 |
| Curtis Lupo | Nightshift Group, LLC | 2 |
| Daniel Creighton Morrow | Sof-Tek Integrators, Inc. | 2 |
| Gregory J. Peterson | Clean Heat, LLC | 2 |
| John R. Yates | Globe Holding Company LLC | 2 |
| Jon Warren | Nightshift Group, LLC | 2 |
| Jonathan Leigh Dummer | Sof-Tek Integrators, Inc. | 2 |
| Michael Richard Beyer | Dataram, Inc. | 2 |
| Nicholas J. Webb | The LaserCan Company, LLC | 2 |
| Pablo E. D'Anna | Cool Dry LLC | 2 |
| Sanford F. Campbell | Pentair Water Pool and Spa, Inc. | 2 |
| Scott Heneveld | Phoenix Biomedical, Inc. | 2 |
| Scott Hyler Heneveld, Sr. | Edwards Lifesciences Corporation | 2 |

> RENO-SPARKS, NV [39900]

List of 16 included communities:

CARSON CITY, NV; CRYSTAL BAY, NV; DAYTON, NV; EMPIRE, NV; FALLON, NV; GERLACH, NV; INCLINE VILLAGE, NV; LOVELOCK, NV; NIXON, NV; RENO, NV; SPARKS, NV; SUN VALLEY, NV; VERDI, NV; VIRGINIA CITY, NV; WADSWORTH, NV; WASHOE VALLEY, NV

Economics:

| Indiv Tax Returns | Cum Indiv Income | Co Tax Returns | Cum Co Income |
|-------------------|------------------|----------------|---------------|
| 272100 | 18038057000 | 16700 | 639089000 |

Entity Counts:

| Org Type | Count |
|------------|-------|
| Company | 433 |
| Foundation | 5 |
| HigherEd | 24 |

433 IP-based companies out of 16700 business tax returns = 2.59% in IP company density.

| Year | Est Population | Inventors | Inv / 1000 | Patents | Local Cos | Art Classes |
|------|----------------|-----------|------------|---------|-----------|-------------|
| 2005 | | 197 | | 185 | 53 | 73 |
| 2006 | | 242 | | 235 | 70 | 97 |
| 2007 | | 205 | | 193 | 59 | 70 |
| 2008 | | 214 | | 201 | 73 | 65 |
| 2009 | | 216 | | 209 | 76 | 81 |
| 2010 | 425417 | 363 | 0.85 | 332 | 87 | 99 |
| 2011 | 428858 | 368 | 0.86 | 358 | 74 | 99 |
| 2012 | 433001 | 441 | 1.02 | 454 | 68 | 111 |
| 2013 | 437713 | 494 | 1.13 | 493 | 83 | 109 |
| 2014 | 443990 | 486 | 1.09 | 468 | 92 | 107 |

| | Inventors | Patents |
|---------|-----------|---------|
| Totals: | 1678 | 3128 |

Top 25 Art Classes:

| Art Class (code) | Patents | % this metro | % top 250 |
|---|---------|--------------|-----------|
| Amusement devices: games... (463) | 1400 | 44.8% | 25.8% |
| Electrical computers and digital processing system... (709) | 59 | 1.9% | 0.2% |
| Electricity: electrical systems and devices... (361) | 57 | 1.8% | 0.7% |
| Data processing: financial, business practice, man... (705) | 54 | 1.7% | 0.2% |
| Communications: electrical... (340) | 51 | 1.6% | 0.4% |
| Surgery: light, thermal, and electrical applicatio... (607) | 46 | 1.5% | 0.6% |
| Electrical computers and digital processing system... (713) | 42 | 1.3% | 0.3% |
| Amusement devices: games... (273) | 31 | 1% | 2.2% |
| Information security... (726) | 30 | 1% | 0.3% |
| Surgery... (606) | 30 | 1% | 0.2% |
| Chemistry: molecular biology and microbiology... (435) | 29 | 0.9% | 0.2% |
| Radiant energy... (250) | 29 | 0.9% | 0.3% |
| Drug, bio-affecting and body treating compositions... (514) | 28 | 0.9% | 0.1% |
| Data processing: database and file management or d... (707) | 26 | 0.8% | 0.1% |
| Electrical generator or motor structure... (310) | 24 | 0.8% | 0.9% |

| | | | |
|---|----|------|------|
| Electricity: measuring and testing... (324) | 24 | 0.8% | 0.3% |
| Surgery... (600) | 23 | 0.7% | 0.2% |
| Data processing: generic control systems or specif... (700) | 22 | 0.7% | 0.4% |
| Mineral oils: processes and products... (208) | 22 | 0.7% | 1.9% |
| Multiplex communications... (370) | 21 | 0.7% | 0.1% |
| Telecommunications... (455) | 21 | 0.7% | 0.1% |
| Data processing: measuring, calibrating, or testin... (702) | 20 | 0.6% | 0.2% |
| Image analysis... (382) | 19 | 0.6% | 0.1% |
| Liquid purification or separation... (210) | 19 | 0.6% | 0.4% |
| Computer graphics processing and selective visual ... (345) | 18 | 0.6% | 0.2% |

Patents (by local inventors) assigned to local companies (top 25 or less):
 NOTE: this company count is likely less than the total company account above
 because the above count includes local companies with non-local inventors.

| Company Name | Patents |
|--|---------|
| IGT | 1055 |
| Board of Regents of the Nevada System of Higher Education, o | 50 |
| Server Technology, Inc. | 45 |
| Skagen Designs, Ltd. | 24 |
| Physical Systems, Inc. | 21 |
| Radix Holdings, LLC | 20 |
| Edge Medical Properties, LLC | 13 |
| Aerion Corporation | 10 |
| Board of Regents of the Nevada System of Higher Education | 10 |
| Ebara International Corporation | 10 |
| Board of Regents of the Nevada System of Higher Education on | 9 |
| Greatbatch-Sierra, Inc. | 9 |
| Leap Forward Gaming | 9 |
| The Board of Regents of the University and Community College | 9 |
| Pinyon Technologies, Inc. | 8 |
| Data Flow Technologies, Inc. | 7 |
| Leap Forward Gaming, Inc. | 7 |
| Protia, LLC | 7 |
| The Board of Regents of the Nevada System of Higher Educatio | 7 |
| Altair Nanomaterials Inc. | 6 |
| Bruce Industries, Inc. | 6 |
| Engate Technology Corporation | 6 |
| Gaming Enhancements, Inc. | 6 |
| Heetronix | 6 |
| Interlock USA, Inc. | 6 |

Top 25 (or less) local inventors:

| Inventor | Company | Patents |
|------------------------|-------------------------|---------|
| Anthony J. Baerlocher | IGT | 367 |
| Joseph E. Kaminkow | IGT | 113 |
| Bryan D. Wolf | IGT | 107 |
| Steven G. LeMay | IGT | 99 |
| Binh T. Nguyen | IGT | 88 |
| Paulina Rodgers | IGT | 73 |
| Bayard S. Webb | IGT | 58 |
| Craig A. Paulsen | IGT | 57 |
| Ryan W. Cuddy | IGT | 55 |
| Joseph R. Hedrick | IGT | 45 |
| Jamal Benbrahim | IGT | 44 |
| Andrew J. Cleveland | Server Technology, Inc. | 41 |
| Robert A. Luciano, Jr. | Bally Gaming, Inc. | 41 |
| Chauncey W. Griswold | IGT | 38 |
| Hans Elias | IGT | 38 |
| Richard L. Wilder | IGT | 38 |

| | | |
|--------------------|-------------------------|----|
| Carrel W. Ewing | Server Technology, Inc. | 37 |
| James P. Maskaly | Server Technology, Inc. | 37 |
| Dwayne A. Davis | IGT | 33 |
| Lance R. Peterson | IGT | 33 |
| Kehl T. LeSourd | IGT | 32 |
| Kirk A. Tedsen | IGT | 32 |
| Karen M. Cregan | IGT | 31 |
| Nicole M. Beaulieu | IGT | 30 |
| Bryan Wolf | IGT | 28 |

> RICHMOND, VA [40060]

List of 110 included communities:

AMELIA COURT HOUSE, VA; ASHLAND, VA; AYLETT, VA; BARHAMSVILLE, VA; BEAUMONT, VA; BEAVERDAM, VA; BLACKSTONE, VA; BOWLING GREEN, VA; BRUNTINGTON, VA; BUMPASS, VA; CARET, VA; CARSON, VA; CARTERSVILLE, VA; CENTER CROSS, VA; CHAMPLAIN, VA; CHARLES CITY, VA; CHESTER, VA; CHESTERFIELD, VA; CHURCH ROAD, VA; COLONIAL HEIGHTS, VA; COLUMBIA, VA; CORBIN, VA; COURTLAND, VA; CROZIER, VA; CUMBERLAND, VA; DEWITT, VA; DILLWYN, VA; DINWIDDIE, VA; DISPUTANTA, VA; DOSWELL, VA; EMPORIA, VA; FARMVILLE, VA; FORD, VA; FORT LEE, VA; FREDERICKSBURG, VA; GLEN ALLEN, VA; GOOCHLAND, VA; GORDONSVILLE, VA; GUM SPRING, VA; HADENSVILLE, VA; HANOVER, VA; HENRICO, VA; HOPEWELL, VA; JARRATT, VA; JETERSVILLE, VA; KENTS STORE, VA; KESWICK, VA; KING AND QUEEN COURT HOUSE, VA; KING WILLIAM, VA; LADYSMITH, VA; LANEXA, VA; LITTLE PLYMOUTH, VA; LOUISA, VA; MACON, VA; MAIDENS, VA; MANAKIN SABOT, VA; MANNBORO, VA; MANQUIN, VA; MASCOT, VA; MATTAPONI, VA; MC KENNEY, VA; MECHANICSVILLE, VA; MIDLOTHIAN, VA; MILFORD, VA; MINERAL, VA; MONTEPELIER, VA; MOSELEY, VA; NEW CANTON, VA; NEW KENT, VA; NEWTOWN, VA; OILVILLE, VA; PETERSBURG, VA; PORT ROYAL, VA; POWHATAN, VA; PRINCE GEORGE, VA; PROVIDENCE FORGE, VA; QUINTON, VA; RAPPAHANNOCK ACADEMY, VA; RICE, VA; RICHMOND, VA; ROCKVILLE, VA; RUTHER GLEN, VA; RUTHVILLE, VA; SAINT STEPHENS CHURCH, VA; SALUDA, VA; SANDSTON, VA; SANDY HOOK, VA; SEDLEY, VA; SHACKLEFORDS, VA; SPARTA, VA; SPRING GROVE, VA; STATE FARM, VA; STEVENSVILLE, VA; STONY CREEK, VA; STUDLEY, VA; SUSSEX, VA; SUTHERLAND, VA; TAPPAHANNOCK, VA; TREVILIANS, VA; TROY, VA; UNIVERSITY OF RICHMOND, VA; VIRGINIA STATE UNIVERSITY, VA; WAKEFIELD, VA; WALKERTON, VA; WAVERLY, VA; WEST POINT, VA; WILLIAMSBURG, VA; WILSONS, VA; WOODFORD, VA; YALE, VA

Economics:

| Indiv Tax Returns | Cum Indiv Income | Co Tax Returns | Cum Co Income |
|-------------------|------------------|----------------|---------------|
| 1184100 | 76268071000 | 62450 | 1874729000 |

Entity Counts:

| Org Type | Count |
|----------|-------|
| Company | 264 |
| HigherEd | 8 |

264 IP-based companies out of 62450 business tax returns = 0.42% in IP company density.

| Year | Est Population | Inventors | Inv / 1000 | Patents | Local Cos | Art Classes |
|------|----------------|-----------|------------|---------|-----------|-------------|
| 2005 | | 335 | | 231 | 35 | 125 |
| 2006 | | 341 | | 247 | 37 | 118 |
| 2007 | | 347 | | 241 | 38 | 122 |
| 2008 | | 371 | | 255 | 49 | 122 |
| 2009 | | 366 | | 253 | 40 | 112 |
| 2010 | 1208101 | 515 | 0.43 | 423 | 58 | 146 |
| 2011 | 1219592 | 472 | 0.39 | 365 | 63 | 125 |
| 2012 | 1233722 | 480 | 0.39 | 361 | 54 | 139 |
| 2013 | 1246867 | 555 | 0.45 | 397 | 51 | 141 |
| 2014 | 1260029 | 555 | 0.44 | 430 | 61 | 153 |

| Inventors | Patents |
|--------------|---------|
| Totals: 2588 | 3203 |

Top 25 Art Classes:

| Art Class (code) | Patents | % this metro | % top 250 |
|---|---------|--------------|-----------|
| Data processing: financial, business practice, man... (705) | 189 | 5.9% | 0.8% |
| Tobacco... (131) | 169 | 5.3% | 40.3% |

| | | | |
|---|-----|------|-------|
| Stock material or miscellaneous articles... (428) | 148 | 4.6% | 1.8% |
| Solid anti-friction devices, materials therefor, l... (508) | 75 | 2.3% | 10.4% |
| Fabric (woven, knitted, or nonwoven textile or clo... (442) | 70 | 2.2% | 8.4% |
| Plastic and nonmetallic article shaping or treatin... (264) | 68 | 2.1% | 2.1% |
| Electrical computers and digital processing system... (709) | 66 | 2.1% | 0.3% |
| Drug, bio-affecting and body treating compositions... (424) | 62 | 1.9% | 0.4% |
| Special receptacle or package... (206) | 58 | 1.8% | 1.9% |
| Drug, bio-affecting and body treating compositions... (514) | 53 | 1.7% | 0.2% |
| Fluid sprinkling, spraying, and diffusing... (239) | 53 | 1.7% | 2.8% |
| Semiconductor device manufacturing: process... (438) | 44 | 1.4% | 0.2% |
| Surgery... (604) | 44 | 1.4% | 0.5% |
| Chemistry: molecular biology and microbiology... (435) | 41 | 1.3% | 0.2% |
| Registers... (235) | 37 | 1.2% | 0.6% |
| Liquid purification or separation... (210) | 36 | 1.1% | 0.7% |
| Surgery: splint, brace, or bandage... (602) | 35 | 1.1% | 1.3% |
| Synthetic resins or natural rubbers -- part of the... (528) | 32 | 1% | 1.7% |
| Optics: measuring and testing... (356) | 30 | 0.9% | 0.4% |
| Adhesive bonding and miscellaneous chemical manufa... (156) | 28 | 0.9% | 0.8% |
| Coating processes... (427) | 28 | 0.9% | 0.7% |
| Surgery... (128) | 28 | 0.9% | 1% |
| Electric heating... (219) | 27 | 0.8% | 0.8% |
| Communications: electrical... (340) | 26 | 0.8% | 0.2% |
| Internal-combustion engines... (123) | 26 | 0.8% | 0.6% |

Patents (by local inventors) assigned to local companies (top 25 or less):
 NOTE: this company count is likely less than the total company account above
 because the above count includes local companies with non-local inventors.

| Company Name | Patents |
|--|---------|
| Philip Morris USA Inc. | 364 |
| Afton Chemical Corporation | 145 |
| Hamilton Beach Brands, Inc. | 118 |
| Virginia Commonwealth University | 71 |
| MeadWestvaco Corporation | 61 |
| Altria Client Services Inc. | 36 |
| Hamilton Beach/Proctor-Silex, Inc. | 32 |
| Intelliject, Inc. | 23 |
| Hamilton Beach Brands, Inc | 18 |
| Nordt Development Co., LLC | 16 |
| Tredegar Film Products Corporation | 16 |
| Infineon Technologies Richmond, LP | 14 |
| College of William and Mary | 13 |
| kaleo, Inc. | 13 |
| Lyotropic Therapeutics, Inc. | 13 |
| Carpenter Co. | 11 |
| Genworth Financial, Inc. | 10 |
| Afton Chemical Intangibles LLC | 9 |
| DuPont Teijin Films U.S. Limited Partnership | 9 |
| Magellan Systems International, LLC | 8 |
| MeadWestvaco Packaging Systems, LLC | 8 |
| Philip Morris USA, Inc. | 8 |
| Bakery Holdings LLC | 7 |
| ChemTreat, Inc. | 7 |
| Mid Atlantic Vinyl Products, Inc. | 7 |

Top 25 (or less) local inventors:

| Inventor | Company | Patents |
|--------------------|------------------------------|---------|
| William R. Sweeney | Philip Morris USA Inc. | 34 |
| Ashok Bhatnagar | Honeywell International Inc. | 31 |
| Firooz Rasouli | Philip Morris USA Inc. | 30 |

| | | |
|-----------------------|---|----|
| John T. Loper | Afton Chemical Corporation | 29 |
| Brian D. Arvidson | Honeywell International Inc. | 22 |
| Georgios D. Karles | Philip Morris USA Inc. | 22 |
| Munmaya K. Mishra | Philip Morris USA Inc. | 22 |
| Sarojini Deevi | Philip Morris USA Inc. | 22 |
| Geraldine A. Turner | American Express Travel Related Services Company, | 21 |
| Jay A Fournier | Philip Morris USA Inc. | 21 |
| Lori L. Wagner | Honeywell International Inc. | 21 |
| Steven J. Martin | Cisco Technology, Inc. | 20 |
| Shuzhong Zhuang | Philip Morris USA Inc. | 19 |
| Allen A. Aradi | Afton Chemical Corporation | 18 |
| Haydn N. G. Wadley | University of Virginia Patent Foundation | 18 |
| Mark J. Licata | Intelliject, Inc. | 18 |
| Mark T. Devlin | Afton Chemical Corporation | 18 |
| Ping Li | Philip Morris USA Inc. | 18 |
| Stephen J. Bellamah | Philip Morris USA Inc. | 18 |
| Lewis Dean Dodrill | Cisco Technology, Inc. | 17 |
| Satish Joshi | Cisco Technology, Inc. | 17 |
| Thomas Yiu-Tai Tam | Honeywell International Inc. | 17 |
| Walter A. Nichols | Philip Morris USA Inc. | 17 |
| William E. Nordt, III | Nordt Development Co., LLC | 17 |
| Reiyao Zhu | E. I. du Pont de Nemours and Company | 16 |

> RIVERSIDE-SAN BERNARDINO-ONTARIO, CA [40140]

List of 121 included communities:

ADELANTO, CA; AGUANGA, CA; AMBOY, CA; ANGELUS OAKS, CA; ANZA, CA; APPLE VALLEY, CA; BAKER, CA; BANNING, CA; BARSTOW, CA; BEAUMONT, CA; BIG BEAR CITY, CA; BIG BEAR LAKE, CA; BLOOMINGTON, CA; BLUE JAY, CA; BLYTHE, CA; BORON, CA; BRYN MAWR, CA; CABAZON, CA; CALIMESA, CA; CATHEDRAL CITY, CA; CEDAR GLEN, CA; CEDARPINES PARK, CA; CHINO HILLS, CA; CHINO, CA; CIMA, CA; COACHELLA, CA; COLTON, CA; CORONA, CA; CREST PARK, CA; CRESTLINE, CA; DAGGETT, CA; DESERT CENTER, CA; DESERT HOT SPRINGS, CA; EARP, CA; ESSEX, CA; FALLBROOK, CA; FAWNSKIN, CA; FONTANA, CA; FOREST FALLS, CA; FORT IRWIN, CA; GRAND TERRACE, CA; GREEN VALLEY LAKE, CA; GUASTI, CA; HELENDALE, CA; HEMET, CA; HESPERIA, CA; HIGHLAND, CA; HINKLEY, CA; HOMELAND, CA; IDYLLWILD, CA; INDIAN WELLS, CA; INDIO, CA; JOSHUA TREE, CA; LA QUINTA, CA; LAKE ARROWHEAD, CA; LAKE ELSINORE, CA; LANDERS, CA; LOMA LINDA, CA; LUCERNE VALLEY, CA; LUDLOW, CA; LYTLE CREEK, CA; MARCH AIR RESERVE BASE, CA; MECCA, CA; MENIFEE, CA; MENTONE, CA; MIRA LOMA, CA; MONTCLAIR, CA; MORENO VALLEY, CA; MORONGO VALLEY, CA; MOUNTAIN CENTER, CA; MOUNTAIN PASS, CA; MT BALDY, CA; MURRIETA, CA; NEEDLES, CA; NEWBERRY SPRINGS, CA; NIPTON, CA; NORCO, CA; NORTH PALM SPRINGS, CA; NUEVO, CA; ONTARIO, CA; ORO GRANDE, CA; PALM DESERT, CA; PALM SPRINGS, CA; PARKER DAM, CA; PATTON, CA; PERRIS, CA; PHELAN, CA; PINON HILLS, CA; PIONEERTOWN, CA; POMONA, CA; RANCHO CUCAMONGA, CA; RANCHO MIRAGE, CA; RED MOUNTAIN, CA; REDLANDS, CA; RIALTO, CA; RIDGECREST, CA; RIMFOREST, CA; RIVERSIDE, CA; RUNNING SPRINGS, CA; SAN BERNARDINO, CA; SAN JACINTO, CA; SKYFOREST, CA; SUGARLOAF, CA; SUN CITY, CA; TEMECULA, CA; THERMAL, CA; THOUSAND PALMS, CA; TRONA, CA; TWENTYNINE PALMS, CA; TWIN PEAKS, CA; UPLAND, CA; VICTORVILLE, CA; VIDAL, CA; WEST COVINA, CA; WHITEWATER, CA; WILDOMAR, CA; WINCHESTER, CA; WRIGHTWOOD, CA; YERMO, CA; YUCAIPA, CA; YUCCA VALLEY, CA

Economics:

| Indiv Tax Returns | Cum Indiv Income | Co Tax Returns | Cum Co Income |
|-------------------|------------------|----------------|---------------|
| 1894970 | 96779339000 | 64750 | 3733320000 |

Entity Counts:

| Org Type | Count |
|------------|-------|
| Company | 523 |
| Foundation | 2 |
| HigherEd | 4 |

523 IP-based companies out of 64750 business tax returns = 0.81% in IP company density.

| Year | Est Population | Inventors | Inv / 1000 | Patents | Local Cos | Art Classes |
|------|----------------|-----------|------------|---------|-----------|-------------|
| 2005 | | 543 | | 537 | 80 | 198 |
| 2006 | | 580 | | 605 | 84 | 202 |
| 2007 | | 536 | | 558 | 83 | 187 |
| 2008 | | 536 | | 507 | 75 | 191 |
| 2009 | | 549 | | 538 | 77 | 194 |
| 2010 | 4224851 | 710 | 0.17 | 762 | 80 | 222 |
| 2011 | 4302359 | 710 | 0.17 | 721 | 64 | 212 |
| 2012 | 4348670 | 792 | 0.18 | 796 | 80 | 233 |
| 2013 | 4390262 | 873 | 0.2 | 867 | 86 | 244 |
| 2014 | 4441890 | 960 | 0.22 | 985 | 83 | 238 |

| Inventors | Patents |
|--------------|---------|
| Totals: 4173 | 6876 |

Top 25 Art Classes:

| Art Class (code) | Patents | % this metro | % top 250 |
|------------------|---------|--------------|-----------|
|------------------|---------|--------------|-----------|

| | | | |
|---|-----|------|------|
| Surgery... (606) | 212 | 3.1% | 1.6% |
| Games using tangible projectile... (473) | 196 | 2.9% | 4.5% |
| Surgery... (600) | 175 | 2.5% | 1.6% |
| Surgery... (604) | 171 | 2.5% | 1.9% |
| Communications: electrical... (340) | 125 | 1.8% | 1% |
| Drug, bio-affecting and body treating compositions... (514) | 118 | 1.7% | 0.5% |
| Data processing: financial, business practice, man... (705) | 112 | 1.6% | 0.5% |
| Prosthesis (i.e., artificial body members), parts ... (623) | 112 | 1.6% | 1.8% |
| Dynamic magnetic information storage or retrieval... (360) | 110 | 1.6% | 1.9% |
| Drug, bio-affecting and body treating compositions... (424) | 104 | 1.5% | 0.7% |
| Chemistry: molecular biology and microbiology... (435) | 103 | 1.5% | 0.6% |
| Illumination... (362) | 101 | 1.5% | 2% |
| Surgery... (128) | 95 | 1.4% | 3.4% |
| Data processing: database and file management or d... (707) | 91 | 1.3% | 0.4% |
| Electrical connectors... (439) | 79 | 1.1% | 1.2% |
| Radiant energy... (250) | 77 | 1.1% | 0.9% |
| Telecommunications... (455) | 75 | 1.1% | 0.3% |
| Land vehicles: bodies and tops... (296) | 74 | 1.1% | 1.7% |
| Chemical apparatus and process disinfecting, deodo... (422) | 66 | 1% | 1.5% |
| Land vehicles... (280) | 66 | 1% | 1.2% |
| Special receptacle or package... (206) | 66 | 1% | 2.2% |
| Coating processes... (427) | 63 | 0.9% | 1.6% |
| Multiplex communications... (370) | 62 | 0.9% | 0.2% |
| Electricity: electrical systems and devices... (361) | 61 | 0.9% | 0.7% |
| Surgery: light, thermal, and electrical applicatio... (607) | 61 | 0.9% | 0.8% |

Patents (by local inventors) assigned to local companies (top 25 or less):
 NOTE: this company count is likely less than the total company account above
 because the above count includes local companies with non-local inventors.

| Company Name | Patents |
|---|---------|
| Minka Lighting, Inc. | 116 |
| Magnecomp Corporation | 82 |
| Loma Linda University Medical Center | 53 |
| Loma Linda University | 29 |
| Corona Clipper, Inc. | 28 |
| K&N Engineering, Inc. | 23 |
| MAG Instrument, Inc. | 23 |
| Group-A Autosports, Inc. | 22 |
| Spectrasensors, Inc. | 19 |
| Channell Commercial Corporation | 18 |
| Alfa Leisure, Inc. | 17 |
| Intro-Tech Automotive, Inc. | 16 |
| Compumeric Engineering, Inc. | 13 |
| Prestige Autotech Corporation | 13 |
| Caddy Products, Inc. | 12 |
| Bradshaw International, Inc. | 11 |
| Direct Wheel Inc. | 11 |
| RBW Industries, Inc. | 10 |
| Sundance Spas, Inc. | 10 |
| Universal Surveillance Corporation | 10 |
| Actron Manufacturing, Inc. | 9 |
| Armtec Defense Products Co. | 9 |
| Baby Trend Inc. | 9 |
| Deutsch Engineered Connecting Devices, Inc. | 9 |
| Fleetwood Enterprises, Inc. | 9 |

Top 25 (or less) local inventors:

| Inventor | Company | Patents |
|---------------|----------------------|---------|
| Miguel Flores | Minka Lighting, Inc. | 69 |

| | | |
|--------------------|--|----|
| Craig Kevin Barez | Taylor Made Golf Company, Inc. | 59 |
| Robert De'Armond | Minka Lighting, Inc. | 57 |
| Donald C. Miller | Fallbrook Technologies Inc. | 54 |
| Donald C Miller | Fallbrook Technologies Inc. | 42 |
| George J. Bennett | Western Digital Technologies, Inc. | 36 |
| Kraig Alan Willett | Taylor Made Golf Company, Inc. | 35 |
| Kenneth W. Brown | Raytheon Company | 34 |
| Terry Vovan | PWP Industries | 33 |
| Aaron Hanna | Newfrey LLC | 30 |
| Jeffrey W. Meyer | Acushnet Company | 24 |
| William C. Watson | Callaway Golf Company | 22 |
| Gery Mel Zimmerman | Taylor Made Golf Company, Inc. | 21 |
| Kraig A. Willett | Taylor Made Golf Company, Inc. | 21 |
| David Hsu | Group-A Autosports, Inc. | 20 |
| Eric T. Johnson | Cardiac Pacemakers, Inc. | 20 |
| Paul V. Goode, Jr. | Dexcom, Inc. | 19 |
| Wayne H. Byrne | Callaway Golf Company | 19 |
| Jimmy H. Kuan | Roger Cleveland Golf Co., Inc. | 18 |
| Michael F. Moyers | Loma Linda University Medical Center | 18 |
| Roger Brown | Honda Motor Co., Ltd. | 18 |
| Sher Bahadur Karki | Xencor, Inc. | 18 |
| Aladar A. Szalay | Genelux Corporation | 17 |
| David J. Irvin | The United States of America as represented by the | 17 |
| Edward J. Nance | Onset Medical Corporation | 17 |

> ROANOKE, VA [40220]

List of 38 included communities:

BASSETT, VA; BENT MOUNTAIN, VA; BLUE RIDGE, VA; BOONES MILL, VA; BUCHANAN, VA; CALLAWAY, VA; CATAWBA, VA; CLIFTON FORGE, VA; CLOVERDALE, VA; COPPER HILL, VA; COVINGTON, VA; DALEVILLE, VA; EAGLE ROCK, VA; ELLISTON, VA; FERRUM, VA; FINCASTLE, VA; FLOYD, VA; GLADE HILL, VA; GLEN WILTON, VA; HARDY, VA; HENRY, VA; LEXINGTON, VA; MARTINSVILLE, VA; MONETA, VA; NATURAL BRIDGE STATION, VA; NEW CASTLE, VA; NEWPORT, VA; ORISKANY, VA; PAINT BANK, VA; PENHOOK, VA; REDWOOD, VA; ROANOKE, VA; ROCKY MOUNT, VA; SALEM, VA; TROUTVILLE, VA; UNION HALL, VA; VINTON, VA; WIRTZ, VA

Economics:

| Indiv Tax Returns | Cum Indiv Income | Co Tax Returns | Cum Co Income |
|-------------------|------------------|----------------|---------------|
| 378960 | 21219896000 | 21610 | 520098000 |

Entity Counts:

| Org Type | Count |
|------------|-------|
| Company | 66 |
| Foundation | 3 |
| HigherEd | 1 |

66 IP-based companies out of 21610 business tax returns = 0.31% in IP company density.

| Year | Est Population | Inventors | Inv / 1000 | Patents | Local Cos | Art Classes |
|------|----------------|-----------|------------|---------|-----------|-------------|
| 2005 | | 87 | | 62 | 12 | 37 |
| 2006 | | 101 | | 71 | 13 | 48 |
| 2007 | | 70 | | 56 | 8 | 37 |
| 2008 | | 82 | | 65 | 11 | 45 |
| 2009 | | 67 | | 57 | 15 | 34 |
| 2010 | 308707 | 92 | 0.3 | 81 | 12 | 52 |
| 2011 | 309390 | 116 | 0.37 | 98 | 13 | 56 |
| 2012 | 310710 | 137 | 0.44 | 99 | 14 | 60 |
| 2013 | 312404 | 105 | 0.34 | 87 | 13 | 53 |
| 2014 | 313388 | 162 | 0.52 | 151 | 14 | 67 |

| Inventors | Patents |
|-------------|---------|
| Totals: 622 | 827 |

Top 25 Art Classes:

| Art Class (code) | Patents | % this metro | % top 250 |
|---|---------|--------------|-----------|
| Optics: eye examining, vision testing and correcti... (351) | 87 | 10.5% | 5% |
| Electric power conversion systems... (363) | 31 | 3.7% | 2.2% |
| Optical: systems and elements... (359) | 30 | 3.6% | 0.5% |
| Communications: electrical... (340) | 23 | 2.8% | 0.2% |
| Prime-mover dynamo plants... (290) | 22 | 2.7% | 1.8% |
| Radiant energy... (250) | 20 | 2.4% | 0.2% |
| Data processing: generic control systems or specif... (700) | 19 | 2.3% | 0.3% |
| Boring or penetrating the earth... (175) | 18 | 2.2% | 0.9% |
| Electricity: electrical systems and devices... (361) | 17 | 2.1% | 0.2% |
| Stock material or miscellaneous articles... (428) | 17 | 2.1% | 0.2% |
| Data processing: measuring, calibrating, or testin... (702) | 16 | 1.9% | 0.2% |
| Electrical computers and digital processing system... (709) | 14 | 1.7% | 0.1% |

| | | | |
|---|----|------|------|
| Data processing: database and file management or d... (707) | 13 | 1.6% | 0.1% |
| Electrical transmission or interconnection systems... (307) | 13 | 1.6% | 0.6% |
| Electricity: measuring and testing... (324) | 13 | 1.6% | 0.2% |
| Drug, bio-affecting and body treating compositions... (424) | 11 | 1.3% | 0.1% |
| Electrical generator or motor structure... (310) | 11 | 1.3% | 0.4% |
| Electricity: motive power systems... (318) | 11 | 1.3% | 0.6% |
| Plastic and nonmetallic article shaping or treatin... (264) | 11 | 1.3% | 0.3% |
| Data processing: presentation processing of docume... (715) | 10 | 1.2% | 0.1% |
| Data processing: structural design, modeling, simu... (703) | 10 | 1.2% | 0.2% |
| Drug, bio-affecting and body treating compositions... (514) | 10 | 1.2% | 0% |
| Electrical computers and digital data processing s... (710) | 8 | 1% | 0.1% |
| Elongated-member-driving apparatus... (227) | 8 | 1% | 0.6% |
| Multiplex communications... (370) | 8 | 1% | 0% |

Patents (by local inventors) assigned to local companies (top 25 or less):
 NOTE: this company count is likely less than the total company account above
 because the above count includes local companies with non-local inventors.

| Company Name | Patents |
|--|---------|
| Gala Industries, Inc. | 28 |
| PixelOptics, Inc. | 22 |
| E-Vision, LLC | 17 |
| Medeco Security Locks, Inc. | 10 |
| Encore Health, LLC | 8 |
| Graham-White Manufacturing Company | 7 |
| High Performance Optics, Inc. | 6 |
| E-Vision LLC | 5 |
| Intellimats, LLC | 5 |
| Luna Innovations Incorporated | 5 |
| PixelOptics Inc. | 4 |
| Synchrony, Inc. | 4 |
| ADMMicro Properties, LLC | 3 |
| CatchPromo LLC | 3 |
| American Furniture Company, Incorporated | 3 |
| Novozymes Biologicals, Inc. | 3 |
| TM GE Automation Systems LLC | 3 |
| CQ Innovations, Inc. | 2 |
| Dynawave Corporation | 2 |
| Elenza, Inc. | 2 |
| FB iMonitoring, Inc. | 2 |
| Foot Levelers, Inc. | 2 |
| Intellimat, Inc. | 2 |
| PixelOptics | 2 |
| Sleep Safe Beds, LLC | 2 |

Top 25 (or less) local inventors:

| Inventor | Company | Patents |
|---------------------------|-------------------------------------|---------|
| Robert Gregory Wagoner | General Electric Company | 34 |
| Allen Michael Ritter | General Electric Company | 27 |
| Ronald D. Blum | PixelOptics, Inc. | 19 |
| Joshua N. Haddock | PixelOptics, Inc. | 18 |
| Ronald D. Blum | E-Vision, LLC | 17 |
| Anthony Michael Klodowski | General Electric Company | 16 |
| David Smith | General Electric Company | 15 |
| Amitava Gupta | Adlens Beacon, Inc. | 13 |
| Alan Berry | Black & Decker Inc. | 11 |
| Cyrus David Harbourt | General Electric Company | 10 |
| Robert Allen Seymour | General Electric Company | 10 |
| Charles D. Willey | ITT Manufacturing Enterprises, Inc. | 9 |
| Ronald D. Blum | Mitsui Chemicals, Inc. | 9 |

| | | |
|----------------------|-----------------------------|---|
| Sidney Allen Barker | General Electric Company | 9 |
| Allen M. Ritter | General Electric Company | 8 |
| Jeffrey Alan Melius | General Electric Company | 8 |
| Peter H. Field | Medeco Security Locks, Inc. | 8 |
| Steven William Smith | General Electric Company | 8 |
| J. Wayne Martin | Gala Industries, Inc. | 7 |
| Leland H. Lyon | Center Rock Inc. | 7 |
| Robert M. Harman | Baker Hughes Incorporated | 7 |
| Ronald D. Blum | Encore Health, LLC | 7 |
| Scott E. Pickett | CPFilms Inc. | 7 |
| Venkatramani S. Iyer | PixelOptics, Inc. | 7 |
| Andrea K. Martin | KemPharm, Inc. | 6 |

> ROCHESTER, MN [40340]

List of 30 included communities:

ALTURA, MN; BLOOMING PRAIRIE, MN; BYRON, MN; CHATFIELD, MN; CLAREMONT, MN; DODGE CENTER, MN; DOVER, MN; ELGIN, MN; EYOTA, MN; GOODHUE, MN; HAYFIELD, MN; KASSON, MN; KELLOGG, MN; KENYON, MN; LAKE CITY, MN; MANTORVILLE, MN; MAZEPPA, MN; MILLVILLE, MN; ORONOCO, MN; PINE ISLAND, MN; PLAINVIEW, MN; READS LANDING, MN; ROCHESTER, MN; SAINT CHARLES, MN; SARGEANT, MN; STEWARTVILLE, MN; WABASHA, MN; WALTHAM, MN; WEST CONCORD, MN; ZUMBRO FALLS, MN

Economics:

| Indiv Tax Returns | Cum Indiv Income | Co Tax Returns | Cum Co Income |
|-------------------|------------------|----------------|---------------|
| 131170 | 888989000 | 7930 | 229221000 |

Entity Counts:

| Org Type | Count |
|------------|-------|
| Company | 39 |
| Foundation | 5 |

39 IP-based companies out of 7930 business tax returns = 0.49% in IP company density.

| Year | Est Population | Inventors | Inv / 1000 | Patents | Local Cos | Art Classes |
|------|----------------|-----------|------------|---------|-----------|-------------|
| 2005 | | 437 | | 302 | 7 | 74 |
| 2006 | | 528 | | 403 | 9 | 81 |
| 2007 | | 519 | | 342 | 7 | 71 |
| 2008 | | 607 | | 459 | 6 | 74 |
| 2009 | | 681 | | 494 | 8 | 82 |
| 2010 | 206877 | 758 | 3.66 | 640 | 13 | 87 |
| 2011 | 208556 | 747 | 3.58 | 630 | 7 | 86 |
| 2012 | 209709 | 802 | 3.82 | 649 | 7 | 79 |
| 2013 | 211838 | 869 | 4.1 | 775 | 8 | 92 |
| 2014 | 212778 | 858 | 4.03 | 826 | 7 | 97 |

| Inventors | Patents |
|--------------|---------|
| Totals: 3145 | 5520 |

Top 25 Art Classes:

| Art Class (code) | Patents | % this metro | % top 250 |
|---|---------|--------------|-----------|
| Data processing: database and file management or d... (707) | 657 | 11.9% | 2.8% |
| Electrical computers and digital processing system... (711) | 411 | 7.4% | 3.6% |
| Electrical computers and digital processing system... (709) | 348 | 6.3% | 1.4% |
| Error detection/correction and fault detection/rec... (714) | 333 | 6% | 2.9% |
| Data processing: software development, installatio... (717) | 244 | 4.4% | 3.2% |
| Multiplex communications... (370) | 218 | 3.9% | 0.7% |
| Electrical computers and digital data processing s... (710) | 213 | 3.9% | 3.4% |
| Electrical computers and digital processing system... (718) | 192 | 3.5% | 5.9% |
| Computer-aided design and analysis of circuits and... (716) | 189 | 3.4% | 3% |
| Electrical computers and digital processing system... (713) | 166 | 3% | 1.4% |
| Data processing: presentation processing of docume... (715) | 153 | 2.8% | 1.5% |
| Electrical computers and digital processing system... (712) | 129 | 2.3% | 5% |
| Static information storage and retrieval... (365) | 110 | 2% | 1.2% |
| Electricity: electrical systems and devices... (361) | 105 | 1.9% | 1.2% |

| | | | |
|---|-----|------|------|
| Chemistry: molecular biology and microbiology... (435) | 102 | 1.8% | 0.6% |
| Electrical computers and digital processing system... (719) | 89 | 1.6% | 3.5% |
| Computer graphics processing and selective visual ... (345) | 85 | 1.5% | 0.7% |
| Data processing: financial, business practice, man... (705) | 80 | 1.4% | 0.4% |
| Dynamic magnetic information storage or retrieval... (360) | 79 | 1.4% | 1.4% |
| Active solid-state devices (e.g., transistors, sol... (257) | 69 | 1.3% | 0.4% |
| Electrical connectors... (439) | 60 | 1.1% | 0.9% |
| Information security... (726) | 58 | 1.1% | 0.6% |
| Electricity: measuring and testing... (324) | 57 | 1% | 0.7% |
| Surgery... (600) | 52 | 0.9% | 0.5% |
| Image analysis... (382) | 49 | 0.9% | 0.4% |

Patents (by local inventors) assigned to local companies (top 25 or less):
 NOTE: this company count is likely less than the total company account above
 because the above count includes local companies with non-local inventors.

| Company Name | Patents |
|--|---------|
| Mayo Foundation for Medical Education and Research | 391 |
| Mortarless Technologies, LLC | 33 |
| McNeilus Truck and Manufacturing, Inc. | 19 |
| Hardcore Computer, Inc. | 11 |
| Silver Creek Stoneworks Inc. | 10 |
| Rockwood Retaining Walls, Inc. | 8 |
| LiquidCool Solutions, Inc. | 6 |
| FTL Systems, Inc. | 6 |
| Mortarless Technologies LLC | 6 |
| Pemstar, Inc. | 5 |
| Wolfgram Industries, Inc. | 5 |
| Efficient Memory Technology | 4 |
| Alliance Concrete Concepts Inc. | 4 |
| Azotic Coating Technology, Inc. | 4 |
| Mayo Foundation for Medical Education | 4 |
| Mayo Foundation for Medical Education & Research | 3 |
| Mayo Foundation for Medical Research and Education | 3 |
| DataPlow, Inc. | 2 |
| Data Plow, Inc. | 2 |
| Domaille Engineering, LLC | 2 |
| Logic Library, Inc. | 2 |
| Medical Innovations International, Inc. | 2 |
| Osemi, Inc. | 2 |
| Walker Reading Technologies, Inc. | 2 |
| Halcon Inc. | 1 |

Top 25 (or less) local inventors:

| Inventor | Company | Patents |
|--------------------------|---|---------|
| Richard D. Dettinger | International Business Machines Corporation | 188 |
| John Matthew Santosuosso | International Business Machines Corporation | 183 |
| John M. Santosuosso | International Business Machines Corporation | 149 |
| Cary Lee Bates | International Business Machines Corporation | 127 |
| Charles J. Archer | International Business Machines Corporation | 108 |
| Michael A. Blocksome | International Business Machines Corporation | 108 |
| Richard J. Stevens | International Business Machines Corporation | 104 |
| Eric Lawrence Barsness | International Business Machines Corporation | 91 |
| Daniel P. Kolz | International Business Machines Corporation | 90 |
| Paul Reuben Day | International Business Machines Corporation | 88 |
| Robert A. Shearer | International Business Machines Corporation | 80 |
| Joseph D. Ratterman | International Business Machines Corporation | 77 |
| Brian E. Smith | International Business Machines Corporation | 73 |
| Cary L. Bates | International Business Machines Corporation | 71 |
| Naresh Nayar | International Business Machines Corporation | 70 |

| | | |
|------------------------|---|----|
| David L. Darrington | International Business Machines Corporation | 69 |
| Eric L. Barsness | International Business Machines Corporation | 68 |
| Philip J. Sanders | International Business Machines Corporation | 65 |
| Joseph Kuczynski | International Business Machines Corporation | 63 |
| Gerald Keith Bartley | International Business Machines Corporation | 58 |
| James E. Carey | International Business Machines Corporation | 56 |
| Brian Robert Muras | International Business Machines Corporation | 55 |
| Frederick A. Kulack | International Business Machines Corporation | 55 |
| Amanda Peters | International Business Machines Corporation | 53 |
| Philip Raymond Germann | International Business Machines Corporation | 51 |

> ROCHESTER, NY [40380]

List of 116 included communities:

ADAMS BASIN, NY; ALBION, NY; ALTON, NY; AVON, NY; BARKER, NY; BERGEN, NY; BLOOMFIELD, NY; BROCKPORT, NY; BYRON, NY; CALEDONIA, NY; CANANDAIGUA, NY; CANASERAGA, NY; CHURCHVILLE, NY; CLARENDON, NY; CLARKSON, NY; CLIFTON SPRINGS, NY; CLYDE, NY; CONESUS, NY; DALTON, NY; DANSVILLE, NY; EAST BLOOMFIELD, NY; EAST ROCHESTER, NY; EAST WILLIAMSON, NY; ELBA, NY; FAIRPORT, NY; FANCHER, NY; FARMINGTON, NY; FISHERS, NY; GENESEO, NY; GENEVA, NY; GORHAM, NY; GROVELAND, NY; HALL, NY; HAMLIN, NY; HEMLOCK, NY; HENRIETTA, NY; HILTON, NY; HOLLEY, NY; HONEOYE FALLS, NY; HONEOYE, NY; HUNT, NY; IONIA, NY; KENDALL, NY; KENT, NY; KNOWLESVILLE, NY; LAKEVILLE, NY; LE ROY, NY; LEICESTER, NY; LIMA, NY; LINWOOD, NY; LIVONIA CENTER, NY; LIVONIA, NY; LYNDONVILLE, NY; LYONS, NY; MACEDON, NY; MANCHESTER, NY; MARION, NY; MEDINA, NY; MENDON, NY; MIDDLEPORT, NY; MORTON, NY; MOUNT MORRIS, NY; MUMFORD, NY; NAPLES, NY; NEWARK, NY; NORTH CHILI, NY; NORTH GREECE, NY; NORTH ROSE, NY; NUNDA, NY; OAKFIELD, NY; OAKS CORNERS, NY; ONTARIO CENTER, NY; ONTARIO, NY; PALMYRA, NY; PAVILION, NY; PENFIELD, NY; PERRY, NY; PHELPS, NY; PIFFARD, NY; PITTSFORD, NY; PORT GIBSON, NY; PULTNEYVILLE, NY; RED CREEK, NY; RETSOF, NY; ROCHESTER, NY; ROME, NY; ROSE, NY; RUSH, NY; RUSHVILLE, NY; SAVANNAH, NY; SCOTTSBURG, NY; SCOTTSVILLE, NY; SENECA CASTLE, NY; SENECA FALLS, NY; SHORTSVILLE, NY; SODUS POINT, NY; SODUS, NY; SONYEA, NY; SOUTH BUTLER, NY; SOUTH LIMA, NY; SPENCERPORT, NY; SPRINGWATER, NY; STANLEY, NY; STERLING, NY; UNION HILL, NY; VICTOR, NY; WALWORTH, NY; WATERLOO, NY; WATERPORT, NY; WAYLAND, NY; WEBSTER, NY; WEST BLOOMFIELD, NY; WEST HENRIETTA, NY; WILLIAMSON, NY; WOLCOTT, NY; YORK, NY

Economics:

| Indiv Tax Returns | Cum Indiv Income | Co Tax Returns | Cum Co Income |
|-------------------|------------------|----------------|---------------|
| 693690 | 42387694000 | 32800 | 1290065000 |

Entity Counts:

| Org Type | Count |
|------------|-------|
| Company | 407 |
| Foundation | 2 |
| HigherEd | 6 |

407 IP-based companies out of 32800 business tax returns = 1.24% in IP company density.

| Year | Est Population | Inventors | Inv / 1000 | Patents | Local Cos | Art Classes |
|------|----------------|-----------|------------|---------|-----------|-------------|
| 2005 | | 1555 | | 1095 | 68 | 181 |
| 2006 | | 1713 | | 1271 | 73 | 189 |
| 2007 | | 1734 | | 1141 | 66 | 182 |
| 2008 | | 1522 | | 977 | 62 | 162 |
| 2009 | | 1563 | | 1030 | 56 | 164 |
| 2010 | 1079671 | 2014 | 1.87 | 1428 | 71 | 185 |
| 2011 | 1082269 | 1891 | 1.75 | 1461 | 77 | 181 |
| 2012 | 1083059 | 2015 | 1.86 | 1746 | 98 | 201 |
| 2013 | 1084094 | 2095 | 1.93 | 1815 | 85 | 190 |
| 2014 | 1083393 | 2187 | 2.02 | 1915 | 100 | 217 |

| Inventors | Patents |
|--------------|---------|
| Totals: 8868 | 13879 |

Top 25 Art Classes:

| Art Class (code) | Patents | % this metro | % top 250 |
|---|---------|--------------|-----------|
| Facsimile and static presentation processing... (358) | 1371 | 9.9% | 31.8% |
| Electrophotography... (399) | 1105 | 8% | 59.7% |

| | | | |
|---|------|------|-------|
| Incremental printing of symbolic information... (347) | 1066 | 7.7% | 29.9% |
| Image analysis... (382) | 882 | 6.4% | 6.3% |
| Radiation imagery chemistry: process, composition,... (430) | 807 | 5.8% | 25% |
| Chemistry: electrical current producing apparatus,... (429) | 586 | 4.2% | 15.1% |
| Stock material or miscellaneous articles... (428) | 477 | 3.4% | 5.9% |
| Television... (348) | 444 | 3.2% | 6.6% |
| Computer graphics processing and selective visual ... (345) | 285 | 2.1% | 2.4% |
| Sheet feeding or delivering... (271) | 211 | 1.5% | 28.3% |
| Optical: systems and elements... (359) | 209 | 1.5% | 3.4% |
| Radiant energy... (250) | 186 | 1.3% | 2.2% |
| Data processing: financial, business practice, man... (705) | 183 | 1.3% | 0.8% |
| Optics: measuring and testing... (356) | 177 | 1.3% | 2.7% |
| Internal-combustion engines... (123) | 140 | 1% | 3% |
| Data processing: database and file management or d... (707) | 138 | 1% | 0.6% |
| Semiconductor device manufacturing: process... (438) | 137 | 1% | 0.7% |
| Electric lamp and discharge devices... (313) | 136 | 1% | 10% |
| Data processing: presentation processing of docume... (715) | 135 | 1% | 1.4% |
| Coating processes... (427) | 133 | 1% | 3.4% |
| Active solid-state devices (e.g., transistors, sol... (257) | 120 | 0.9% | 0.7% |
| Chemistry: molecular biology and microbiology... (435) | 120 | 0.9% | 0.7% |
| Communications: electrical... (340) | 116 | 0.8% | 1% |
| Registers... (235) | 115 | 0.8% | 1.8% |
| Electrical computers and digital processing system... (709) | 111 | 0.8% | 0.4% |

Patents (by local inventors) assigned to local companies (top 25 or less):
 NOTE: this company count is likely less than the total company account above
 because the above count includes local companies with non-local inventors.

| Company Name | Patents |
|---|---------|
| Eastman Kodak Company | 3389 |
| Carestream Health, Inc. | 283 |
| University of Rochester | 280 |
| Bausch & Lomb Incorporated | 236 |
| Kodak Alaris Inc. | 68 |
| Rochester Institute of Technology | 66 |
| Truesense Imaging, Inc. | 49 |
| Ortho-Clinical Diagnostics, Inc. | 43 |
| Star Headlight & Lantern Co., Inc. | 27 |
| Lucid, Inc. | 24 |
| The Gleason Works | 23 |
| John D. Brush & Co., Inc. | 22 |
| Biophan Technologies, Inc. | 21 |
| LaserMax, Inc. | 21 |
| Pictometry International Corp. | 20 |
| Quality Vision International, Inc. | 20 |
| Caldwell Manufacturing Company North America, LLC | 18 |
| Nalge Nunc International Corporation | 18 |
| LSI Solutions, Inc. | 16 |
| VA, Inc. | 15 |
| Ameritherm, Inc. | 14 |
| Litron Laboratories, Ltd. | 14 |
| Oxbo International Corporation | 14 |
| Semrock, Inc. | 14 |
| The University of Rochester | 14 |

Top 25 (or less) local inventors:

| Inventor | Company | Patents |
|---------------|-----------------------|---------|
| Jin Wu | Xerox Corporation | 350 |
| Ronald S. Cok | Eastman Kodak Company | 159 |
| Liang-Bih Lin | Xerox Corporation | 141 |

| | | |
|------------------------|----------------------------|-----|
| Zhigang Fan | Xerox Corporation | 136 |
| Lalit Keshav Mestha | Xerox Corporation | 115 |
| Shen-Ge Wang | Xerox Corporation | 113 |
| Yuhua Tong | Xerox Corporation | 107 |
| Robert P. Loce | Xerox Corporation | 103 |
| Kenneth A. Parulski | Eastman Kodak Company | 99 |
| Reiner Eschbach | Xerox Corporation | 96 |
| Raja Bala | Xerox Corporation | 91 |
| Beilei Xu | Xerox Corporation | 86 |
| Joseph A. Manico | Eastman Kodak Company | 86 |
| Robert C. U. Yu | Xerox Corporation | 80 |
| Ronald S. Cok | Global OLED Technology LLC | 77 |
| Peter Paul | Xerox Corporation | 71 |
| Xing Li | Xerox Corporation | 71 |
| Andrew C. Gallagher | Eastman Kodak Company | 70 |
| Wencheng Wu | Xerox Corporation | 69 |
| Yonglin Xie | Eastman Kodak Company | 69 |
| Edward F. Grabowski | Xerox Corporation | 68 |
| Steven J. Harrington | Xerox Corporation | 67 |
| Kathleen M. Carmichael | Xerox Corporation | 64 |
| Satchidanand Mishra | Xerox Corporation | 62 |
| Howard A. Mizes | Xerox Corporation | 61 |

> ROCKFORD, IL [40420]

List of 27 included communities:

BELVIDERE, IL; CALEDONIA, IL; CAPRON, IL; CHERRY VALLEY, IL; DAVIS JUNCTION, IL; DAVIS, IL; DURAND, IL; GARDEN PRAIRIE, IL; GENOA, IL; HARVARD, IL; KINGSTON, IL; KIRKLAND, IL; LEAF RIVER, IL; LOVES PARK, IL; MACHESNEY PARK, IL; MARENGO, IL; MONROE CENTER, IL; PECATONICA, IL; POPLAR GROVE, IL; ROCKFORD, IL; ROCKTON, IL; ROSCOE, IL; SEWARD, IL; SHIRLAND, IL; SOUTH BELOIT, IL; STILLMAN VALLEY, IL; WINNEBAGO, IL

Economics:

| Indiv Tax Returns | Cum Indiv Income | Co Tax Returns | Cum Co Income |
|-------------------|------------------|----------------|---------------|
| 264090 | 14609631000 | 12560 | 360162000 |

Entity Counts:

| Org Type | Count |
|----------|-------|
| Company | 92 |

92 IP-based companies out of 12560 business tax returns = 0.73% in IP company density.

| Year | Est Population | Inventors | Inv / 1000 | Patents | Local Cos | Art Classes |
|------|----------------|-----------|------------|---------|-----------|-------------|
| 2005 | | 119 | | 91 | 20 | 73 |
| 2006 | | 131 | | 122 | 21 | 77 |
| 2007 | | 134 | | 130 | 16 | 78 |
| 2008 | | 107 | | 96 | 20 | 68 |
| 2009 | | 109 | | 91 | 20 | 65 |
| 2010 | 349431 | 145 | 0.41 | 140 | 22 | 76 |
| 2011 | 347890 | 176 | 0.51 | 176 | 21 | 92 |
| 2012 | 345803 | 180 | 0.52 | 176 | 24 | 85 |
| 2013 | 344755 | 221 | 0.64 | 221 | 24 | 103 |
| 2014 | 342411 | 217 | 0.63 | 222 | 22 | 110 |

| Inventors | Patents |
|-------------|---------|
| Totals: 903 | 1465 |

Top 25 Art Classes:

| Art Class (code) | Patents | % this metro | % top 250 |
|---|---------|--------------|-----------|
| Electrical generator or motor structure... (310) | 56 | 3.8% | 2.1% |
| Electricity: electrical systems and devices... (361) | 52 | 3.5% | 0.6% |
| Electricity: motive power systems... (318) | 51 | 3.5% | 2.8% |
| Multicellular living organisms and unmodified part... (800) | 45 | 3.1% | 0.8% |
| Electricity: single generator systems... (322) | 37 | 2.5% | 16.4% |
| Liquid purification or separation... (210) | 31 | 2.1% | 0.6% |
| Special receptacle or package... (206) | 30 | 2% | 1% |
| Receptacles... (220) | 28 | 1.9% | 1.3% |
| Electrical transmission or interconnection systems... (307) | 26 | 1.8% | 1.3% |
| Prime-mover dynamo plants... (290) | 22 | 1.5% | 1.8% |
| Pumps... (417) | 21 | 1.4% | 1.6% |
| Electricity: measuring and testing... (324) | 20 | 1.4% | 0.3% |
| Supports: racks... (211) | 20 | 1.4% | 1.6% |
| Surgery... (604) | 20 | 1.4% | 0.2% |
| Fluid reaction surfaces (i.e., impellers)... (416) | 18 | 1.2% | 1% |
| Chemistry: molecular biology and microbiology... (435) | 17 | 1.2% | 0.1% |

| | | | |
|---|----|------|------|
| Communications: electrical... (340) | 17 | 1.2% | 0.1% |
| Telecommunications... (455) | 17 | 1.2% | 0.1% |
| Dispensing... (222) | 16 | 1.1% | 0.8% |
| Fluid handling... (137) | 16 | 1.1% | 0.6% |
| Stock material or miscellaneous articles... (428) | 16 | 1.1% | 0.2% |
| Adhesive bonding and miscellaneous chemical manufa... (156) | 15 | 1% | 0.4% |
| Electric power conversion systems... (363) | 14 | 1% | 1% |
| Paper making and fiber liberation... (162) | 14 | 1% | 1.1% |
| Rotary kinetic fluid motors or pumps... (415) | 14 | 1% | 0.7% |

Patents (by local inventors) assigned to local companies (top 25 or less):
 NOTE: this company count is likely less than the total company account above
 because the above count includes local companies with non-local inventors.

| Company Name | Patents |
|-----------------------------------|---------|
| Hamilton Sundstrand Corporation | 72 |
| Southern Imperial, Inc. | 59 |
| J.L. Clark, Inc. | 31 |
| Greenlee Textron Inc. | 22 |
| Pierce Biotechnology, Inc. | 19 |
| Ingersoll Machine Tools, Inc. | 14 |
| Aqua-Aerobic Systems, Inc. | 12 |
| Pacific Bearing Company | 11 |
| Estwing Manufacturing Company | 10 |
| Haldex Hydraulics Corporation | 10 |
| Anderson Packaging, Inc. | 9 |
| Invensys Building Systems, Inc. | 9 |
| Woodward Governor Company | 9 |
| Bergstrom, Inc. | 8 |
| Arachnid, Inc. | 7 |
| Gunite Corporation | 7 |
| Natural Choice Corporation | 7 |
| Ingersoll Cutting Tool Company | 5 |
| TAC, LLC | 5 |
| Fiberglass Innovations, LLC | 4 |
| Hamilton Sunstrand Corporation | 4 |
| Schneider Electric Buildings, LLC | 4 |
| Bourn & Koch, Inc. | 3 |
| Arachnid Inc. | 3 |
| Gleason Cutting Tools Corporation | 3 |

Top 25 (or less) local inventors:

| Inventor | Company | Patents |
|-----------------------|-------------------------------------|---------|
| Gregory I. Rozman | Hamilton Sundstrand Corporation | 67 |
| Michael R. Fannan | Mikron Industries, Inc. | 38 |
| Glenn C. Lemmers, Jr. | Hamilton Sundstrand Corporation | 36 |
| Patrick J. Barkdoll | Southern Imperial, Inc. | 33 |
| Thomas E. Valiulis | Southern Imperial, Inc. | 30 |
| Russel Miles Pinnisch | Pioneer Hi-Bred International, Inc. | 26 |
| Steven J. Moss | Hamilton Sundstrand Corporation | 26 |
| Edward D. Adkins | Nomis LLC | 20 |
| Russel Miles Pinnisch | Pioneer Hi Bred International Inc | 18 |
| George Solowiejko | J.L. Clark, Inc. | 17 |
| Vijay K. Maddali | Hamilton Sundstrand Corporation | 16 |
| Vietson M. Nguyen | Hamilton Sundstrand Corporation | 14 |
| Andrew P. Grosskopf | Hamilton Sundstrand Corporation | 13 |
| Jeffrey T. Wavering | Hamilton Sundstrand Corporation | 13 |
| Keith E. Short | Hamilton Sundstrand Corporation | 12 |
| Michael R. Blewett | Hamilton Sundstrand Corporation | 12 |
| Albert L. Markunas | Hamilton Sundstrand Corporation | 11 |

| | | |
|---------------------------|---------------------------------|----|
| Chris J. Newburn | Intel Corporation | 11 |
| Dean A. Norem | Hamilton Sundstrand Corporation | 11 |
| Dhaval Patel | Hamilton Sundstrand Corporation | 11 |
| Jeffrey M. Makulec | Hamilton Sundstrand Corporation | 11 |
| Jerald W. Darlington, Jr. | Amcol International Corporation | 11 |
| Matthew Slayter | Hamilton Sundstrand Corporation | 11 |
| Steven A. Heitz | Hamilton Sundstrand Corporation | 11 |
| Timothy T. Wickland | Mikron Industries, Inc. | 11 |

> SACRAMENTO--ARDEN-ARCADE--ROSEVILLE, CA [40900]

List of 96 included communities:

ALTA, CA; ANTELOPE, CA; APPLGATE, CA; ARBUCKLE, CA; AUBURN, CA; BROOKS, CA; CAMINO, CA; CAPAY, CA; CARMICHAEL, CA; CARNELIAN BAY, CA; CITRUS HEIGHTS, CA; CLARKSBURG, CA; COLFAX, CA; COLOMA, CA; COOL, CA; COURTLAND, CA; DAVIS, CA; DIAMOND SPRINGS, CA; DIXON, CA; DUNNIGAN, CA; DUTCH FLAT, CA; ECHO LAKE, CA; EL DORADO HILLS, CA; EL DORADO, CA; ELK GROVE, CA; ELVERTA, CA; EMIGRANT GAP, CA; ESPARTO, CA; FAIR OAKS, CA; FIDDLETOWN, CA; FOLSOM, CA; FORESTHILL, CA; GALT, CA; GARDEN VALLEY, CA; GEORGETOWN, CA; GOLD RUN, CA; GRANITE BAY, CA; GREENWOOD, CA; GRIZZLY FLATS, CA; GUINDA, CA; HERALD, CA; HOMEWOOD, CA; HOOD, CA; IONE, CA; ISLETON, CA; KINGS BEACH, CA; KNIGHTS LANDING, CA; KYBURZ, CA; LINCOLN, CA; LOOMIS, CA; LOTUS, CA; MADISON, CA; MATHER, CA; MCCLELLAN, CA; MEADOW VISTA, CA; MOUNT AUKUM, CA; NEWCASTLE, CA; NORTH HIGHLANDS, CA; OLYMPIC VALLEY, CA; ORANGEVALE, CA; PENRYN, CA; PILOT HILL, CA; PIONEER, CA; PLACERVILLE, CA; PLEASANT GROVE, CA; PLYMOUTH, CA; POLLOCK PINES, CA; RANCHO CORDOVA, CA; REPRESA, CA; RESCUE, CA; RIO LINDA, CA; RIO VISTA, CA; ROCKLIN, CA; ROSEVILLE, CA; RUMSEY, CA; RYDE, CA; SACRAMENTO, CA; SHERIDAN, CA; SHINGLE SPRINGS, CA; SLOUGHHOUSE, CA; SOMERSET, CA; SOUTH LAKE TAHOE, CA; TAHOE CITY, CA; TAHOE VISTA, CA; TAHOMA, CA; TRUCKEE, CA; TWIN BRIDGES, CA; WALNUT GROVE, CA; WEIMAR, CA; WEST SACRAMENTO, CA; WHEATLAND, CA; WILTON, CA; WINTERS, CA; WOODLAND, CA; YOLO, CA; ZAMORA, CA

Economics:

| Indiv Tax Returns | Cum Indiv Income | Co Tax Returns | Cum Co Income |
|-------------------|------------------|----------------|---------------|
| 974820 | 62897909000 | 45320 | 2561371000 |

Entity Counts:

| Org Type | Count |
|----------|-------|
| Company | 304 |
| HigherEd | 4 |

304 IP-based companies out of 45320 business tax returns = 0.67% in IP company density.

| Year | Est Population | Inventors | Inv / 1000 | Patents | Local Cos | Art Classes |
|------|----------------|-----------|------------|---------|-----------|-------------|
| 2005 | | 656 | | 548 | 35 | 156 |
| 2006 | | 760 | | 670 | 45 | 171 |
| 2007 | | 692 | | 576 | 38 | 146 |
| 2008 | | 689 | | 593 | 41 | 145 |
| 2009 | | 648 | | 545 | 45 | 141 |
| 2010 | 2149127 | 814 | 0.38 | 709 | 61 | 169 |
| 2011 | 2175727 | 796 | 0.37 | 715 | 46 | 163 |
| 2012 | 2195087 | 856 | 0.39 | 809 | 63 | 169 |
| 2013 | 2217515 | 975 | 0.44 | 841 | 66 | 173 |
| 2014 | 2244397 | 1071 | 0.48 | 1022 | 65 | 181 |

| Inventors | Patents |
|--------------|---------|
| Totals: 4696 | 7028 |

Top 25 Art Classes:

| Art Class (code) | Patents | % this metro | % top 250 |
|---|---------|--------------|-----------|
| Multiplex communications... (370) | 363 | 5.2% | 1.1% |
| Electrical computers and digital processing system... (713) | 356 | 5.1% | 2.9% |
| Chemistry: molecular biology and microbiology... (435) | 325 | 4.6% | 1.8% |
| Electrical computers and digital processing system... (711) | 278 | 4% | 2.5% |
| Electrical computers and digital processing system... (709) | 264 | 3.8% | 1% |

| | | | |
|---|-----|------|------|
| Multicellular living organisms and unmodified part... (800) | 261 | 3.7% | 4.6% |
| Error detection/correction and fault detection/rec... (714) | 257 | 3.7% | 2.2% |
| Electrical computers and digital data processing s... (710) | 184 | 2.6% | 2.9% |
| Static information storage and retrieval... (365) | 173 | 2.5% | 1.9% |
| Electricity: electrical systems and devices... (361) | 155 | 2.2% | 1.8% |
| Computer graphics processing and selective visual ... (345) | 147 | 2.1% | 1.2% |
| Data processing: database and file management or d... (707) | 143 | 2% | 0.6% |
| Information security... (726) | 115 | 1.6% | 1.2% |
| Data processing: financial, business practice, man... (705) | 112 | 1.6% | 0.5% |
| Surgery... (600) | 106 | 1.5% | 0.9% |
| Prosthesis (i.e., artificial body members), parts ... (623) | 102 | 1.5% | 1.6% |
| Drug, bio-affecting and body treating compositions... (514) | 100 | 1.4% | 0.4% |
| Surgery... (606) | 99 | 1.4% | 0.8% |
| Pulse or digital communications... (375) | 96 | 1.4% | 0.7% |
| Drug, bio-affecting and body treating compositions... (424) | 94 | 1.3% | 0.6% |
| Communications: electrical... (340) | 92 | 1.3% | 0.8% |
| Telecommunications... (455) | 89 | 1.3% | 0.4% |
| Data processing: measuring, calibrating, or testin... (702) | 66 | 0.9% | 0.8% |
| Data processing: generic control systems or specif... (700) | 58 | 0.8% | 0.9% |
| Electrical computers and digital processing system... (718) | 57 | 0.8% | 1.8% |

Patents (by local inventors) assigned to local companies (top 25 or less):
 NOTE: this company count is likely less than the total company account above because the above count includes local companies with non-local inventors.

| Company Name | Patents |
|----------------------------------|---------|
| Novozymes, Inc. | 147 |
| Seminis Vegetable Seeds, Inc. | 54 |
| Insera Therapeutics, Inc. | 35 |
| Balanced Body, Inc. | 24 |
| Synvasive Technology, Inc. | 23 |
| Marrone Bio Innovations, Inc. | 17 |
| Akros Silicon Inc. | 16 |
| Calgene LLC | 15 |
| Designa Group Inc. | 15 |
| Volcano Corporation | 15 |
| SynapSense Corporation | 14 |
| Aerojet-General Corporation | 12 |
| CoolTouch Incorporated | 12 |
| Jadoo Power Systems, Inc. | 12 |
| Clean Energy Systems, Inc. | 11 |
| SVV Technology Innovations, Inc. | 10 |
| ThermoGenesis Corp. | 9 |
| Concrete Washout Systems, Inc. | 7 |
| DST Output | 7 |
| Sound Research Corporation | 7 |
| Tri Tool Inc. | 7 |
| Ventria Bioscience | 7 |
| Aerojet Fine Chemicals LLC | 6 |
| Beutler Corporation | 6 |
| Davis Energy Group, Inc. | 6 |

Top 25 (or less) local inventors:

| Inventor | Company | Patents |
|-----------------------|---|---------|
| Christopher G. Malone | Hewlett-Packard Development Company, L.P. | 38 |
| Andrew Harvey Barr | Hewlett-Packard Development Company, L.P. | 37 |
| Vikram Janardhan | Insera Therapeutics, Inc. | 35 |
| Prashant Sethi | Intel Corporation | 32 |
| Mark Gooch | Hewlett-Packard Development Company, L.P. | 31 |
| Andrew H. Barr | Hewlett-Packard Development Company, L.P. | 30 |

| | | |
|-------------------------|---|----|
| David I. Poisner | Intel Corporation | 30 |
| Bruce E. Lavigne | Hewlett-Packard Development Company, L.P. | 28 |
| Daniel ManHung Wong | Oracle International Corporation | 28 |
| Glenn C. Simon | Hewlett-Packard Development Company, L.P. | 28 |
| Thane M. Larson | Hewlett-Packard Development Company, L.P. | 28 |
| Thomas A. Piazza | Intel Corporation | 28 |
| Varghese George | Intel Corporation | 27 |
| Dwight P. Morejohn | Sadra Medical, Inc. | 26 |
| Ricardo Espinoza-Ibarra | Hewlett-Packard Development Company, L.P. | 26 |
| Ting Guo | William Marsh Rice University | 26 |
| Sanjeev Jahagirdar | Intel Corporation | 25 |
| Aditya Navale | Intel Corporation | 24 |
| Kimberly Brown | Novozymes, Inc. | 24 |
| Ken Gary Pomaranski | Hewlett-Packard Development Company, L.P. | 23 |
| Manuel Antonio D'Abreu | Sandisk Technologies Inc. | 23 |
| Thomas R. Hecht | Automatic Bar Controls, Inc. | 23 |
| Eric C. Samson | Intel Corporation | 22 |
| Stephan Karl Barsun | Hewlett-Packard Development Company, L.P. | 22 |
| Stephen S. Boyle | Joingo, LLC | 22 |

> SAGINAW-SAGINAW TOWNSHIP NORTH, MI [40980]

List of 24 included communities:

BANNISTER, MI; BAY CITY, MI; BIRCH RUN, MI; BRANT, MI; BRIDGEPORT, MI; BURT, MI; CARROLLTON, MI; CHESANING, MI; CLIO, MI; ELSIE, MI; FRANKENMUTH, MI; FREELAND, MI; HEMLOCK, MI; HENDERSON, MI; MERRILL, MI; MONTROSE, MI; MUNGER, MI; NEW LOTHROP, MI; OAKLEY, MI; OWOSSO, MI; REESE, MI; SAGINAW, MI; SAINT CHARLES, MI; VASSAR, MI

Economics:

| Indiv Tax Returns | Cum Indiv Income | Co Tax Returns | Cum Co Income |
|-------------------|------------------|----------------|---------------|
| 139130 | 6175890000 | 4680 | 167841000 |

Entity Counts:

| Org Type | Count |
|----------|-------|
| Company | 55 |

55 IP-based companies out of 4680 business tax returns = 1.18% in IP company density.

| Year | Est Population | Inventors | Inv / 1000 | Patents | Local Cos | Art Classes |
|------|----------------|-----------|------------|---------|-----------|-------------|
| 2005 | | 112 | | 89 | 8 | 57 |
| 2006 | | 108 | | 99 | 9 | 55 |
| 2007 | | 114 | | 88 | 5 | 47 |
| 2008 | | 96 | | 80 | 6 | 45 |
| 2009 | | 106 | | 83 | 7 | 44 |
| 2010 | 200169 | 119 | 0.59 | 102 | 8 | 54 |
| 2011 | 198815 | 133 | 0.67 | 113 | 9 | 57 |
| 2012 | 198268 | 121 | 0.61 | 125 | 10 | 65 |
| 2013 | 196660 | 145 | 0.74 | 149 | 9 | 75 |
| 2014 | 195012 | 147 | 0.75 | 168 | 10 | 79 |

| Inventors | Patents |
|-------------|---------|
| Totals: 728 | 1096 |

Top 25 Art Classes:

| Art Class (code) | Patents | % this metro | % top 250 |
|---|---------|--------------|-----------|
| Land vehicles... (280) | 92 | 8.4% | 1.7% |
| Data processing: vehicles, navigation, and relativ... (701) | 57 | 5.2% | 0.6% |
| Stock material or miscellaneous articles... (428) | 42 | 3.8% | 0.5% |
| Synthetic resins or natural rubbers -- part of the... (524) | 36 | 3.3% | 1.2% |
| Rotary shafts, gudgeons, housings, and flexible co... (464) | 32 | 2.9% | 9.2% |
| Motor vehicles... (180) | 27 | 2.5% | 1.2% |
| Flexible bags... (383) | 26 | 2.4% | 6.4% |
| Endless belt power transmission systems or compone... (474) | 21 | 1.9% | 6.9% |
| Internal-combustion engines... (123) | 19 | 1.7% | 0.4% |
| Synthetic resins or natural rubbers -- part of the... (528) | 19 | 1.7% | 1% |
| Coating processes... (427) | 16 | 1.5% | 0.4% |
| Plastic and nonmetallic article shaping or treatin... (264) | 15 | 1.4% | 0.5% |
| 192 clutches and power-stop control... (192) | 14 | 1.3% | 2.1% |
| Data processing: generic control systems or specif... (700) | 14 | 1.3% | 0.2% |
| Electrical computers and digital processing system... (709) | 14 | 1.3% | 0.1% |
| Electricity: motive power systems... (318) | 14 | 1.3% | 0.8% |

| | | | |
|---|----|------|------|
| Chemical apparatus and process disinfecting, deodo... (422) | 13 | 1.2% | 0.3% |
| Catalyst, solid sorbent, or support therefor: prod... (502) | 13 | 1.2% | 0.8% |
| Electricity: measuring and testing... (324) | 13 | 1.2% | 0.2% |
| Land vehicles: dumping... (298) | 13 | 1.2% | 0.6% |
| Synthetic resins or natural rubbers -- part of the... (525) | 13 | 1.2% | 0.5% |
| Drug, bio-affecting and body treating compositions... (424) | 11 | 1% | 0.1% |
| Land vehicles: bodies and tops... (296) | 11 | 1% | 0.3% |
| Receptacles... (220) | 10 | 0.9% | 0.5% |
| Synthetic resins or natural rubbers -- part of the... (521) | 10 | 0.9% | 0.8% |

Patents (by local inventors) assigned to local companies (top 25 or less):
 NOTE: this company count is likely less than the total company account above
 because the above count includes local companies with non-local inventors.

| Company Name | Patents |
|---|---------|
| Steering Solutions IP Holding Corporation | 103 |
| Means Industries, Inc. | 13 |
| Hemlock Semiconductor Corporation | 4 |
| Amigo Mobility International, Inc. | 2 |
| B&P Process Equipment and Systems, LLC | 2 |
| Scheer Bay Limited Partnership | 2 |
| Steering Solutions IP Holding Company | 2 |
| Visuron Technologies, Inc. | 2 |
| Applied Energy LLC | 1 |
| Maurell Products, Inc. | 1 |
| Lutheran Homes of Michigan, Inc. | 1 |
| Linear Motion, LLC | 1 |
| JoAl's Products, LLC | 1 |
| HUNT STRATEGY, LLC | 1 |
| Amigo Mobility International | 1 |
| Air Advantage | 1 |
| 3 D Interprizes, Inc | 1 |
| Hemlock Semi Conductor | 1 |
| Glastender, Inc. | 1 |
| Get Outdoors Hunting L.L.C. | 1 |
| General Manufacturing Systems, Inc. | 1 |
| Frankenmuth Post 150 American Legion Department of Michigan | 1 |
| FBE Associates, Inc. | 1 |
| Eovations, LLC | 1 |
| Duperon Innovation, Inc. | 1 |

Top 25 (or less) local inventors:

| Inventor | Company | Patents |
|-----------------------|---|---------|
| Gregory J. Boss | International Business Machines Corporation | 57 |
| Richard K. Riefe | Delphi Technologies, Inc. | 34 |
| Gregory Jensen Boss | International Business Machines Corporation | 27 |
| Bryan L. Ackerman | S.C. Johnson Home Storage, Inc. | 22 |
| James D. Young | Cloyes Gear and Products, Inc. | 22 |
| Marvin V. Manwaring | Delphi Technologies, Inc. | 18 |
| Ray G. Armstrong | Delphi Technologies, Inc. | 17 |
| Bryan L. Ackerman | S.C. Johnson & Son, Inc. | 16 |
| Ravindra Jwalapathy | Delphi Technologies, Inc. | 16 |
| William J. LaBarge | Delphi Technologies, Inc. | 16 |
| Brian C. Dais | S.C. Johnson & Son, Inc. | 15 |
| Brian C. Dais | S.C. Johnson Home Storage, Inc. | 15 |
| Michael P. Anspaugh | Steering Solutions IP Holding Corporation | 15 |
| James C. Pawloski | S.C. Johnson Home Storage, Inc. | 14 |
| Melvin L. Tinnin | Steering Solutions IP Holding Corporation | 14 |
| Matthew J. Kalinowski | Dow Global Technologies LLC | 11 |
| Donald A. Buzzard | Steering Solutions IP Holding Corporation | 10 |

| | | |
|-------------------|---|----|
| James C. Pawloski | S.C. Johnson & Son, Inc. | 10 |
| Tomy Sebastian | Delphi Technologies, Inc. | 10 |
| Jeffrey J. Zettle | S.C. Johnson Home Storage, Inc. | 9 |
| Melvin Lee Tinnin | Steering Solutions IP Holding Corporation | 9 |
| Ratko Menjak | Delphi Technologies, Inc. | 9 |
| Sayeed A. Mir | Delphi Technologies, Inc. | 9 |
| Gail M. Sylvester | Delphi Technologies, Inc. | 8 |
| Richard K. Riefe | GM Global Technology Operations, Inc. | 8 |

> ST. CLOUD, MN [41060]

List of 39 included communities:

ALBANY, MN; AVON, MN; BELGRADE, MN; BOWLUS, MN; BROOTEN, MN; CLEARWATER, MN; COLD SPRING, MN; COLLEGEVILLE, MN; EDEN VALLEY, MN; ELROSA, MN; FOLEY, MN; FORESTON, MN; FREEPORT, MN; GILMAN, MN; GREENWALD, MN; GREY EAGLE, MN; HOLDINGFORD, MN; KIMBALL, MN; MELROSE, MN; NEW MUNICH, MN; OAK PARK, MN; PAYNESVILLE, MN; PRINCETON, MN; RICE, MN; RICHMOND, MN; ROCKVILLE, MN; ROSCOE, MN; ROYALTON, MN; SAINT CLOUD, MN; SAINT JOSEPH, MN; SAINT MARTIN, MN; SAINT STEPHEN, MN; SARTELL, MN; SAUK CENTRE, MN; SAUK RAPIDS, MN; SOUTH HAVEN, MN; VILLARD, MN; WAITE PARK, MN; WATKINS, MN

Economics:

| Indiv Tax Returns | Cum Indiv Income | Co Tax Returns | Cum Co Income |
|-------------------|------------------|----------------|---------------|
| 134690 | 7726951000 | 8960 | 189115000 |

Entity Counts:

| Org Type | Count |
|----------|-------|
| Company | 18 |

18 IP-based companies out of 8960 business tax returns = 0.2% in IP company density.

| Year | Est Population | Inventors | Inv / 1000 | Patents | Local Cos | Art Classes |
|------|----------------|-----------|------------|---------|-----------|-------------|
| 2005 | | 24 | | 27 | 4 | 20 |
| 2006 | | 29 | | 32 | 5 | 22 |
| 2007 | | 30 | | 25 | 2 | 21 |
| 2008 | | 29 | | 29 | 5 | 25 |
| 2009 | | 24 | | 26 | 2 | 20 |
| 2010 | 189093 | 23 | 0.12 | 26 | 4 | 18 |
| 2011 | 190072 | 42 | 0.22 | 40 | 1 | 33 |
| 2012 | 190513 | 40 | 0.21 | 42 | 2 | 28 |
| 2013 | 191348 | 28 | 0.15 | 32 | 4 | 29 |
| 2014 | 192418 | 47 | 0.24 | 54 | 2 | 33 |

| Inventors | Patents |
|-------------|---------|
| Totals: 209 | 333 |

Top 25 Art Classes:

| Art Class (code) | Patents | % this metro | % top 250 |
|---|---------|--------------|-----------|
| Prosthesis (i.e., artificial body members), parts ... (623) | 20 | 6% | 0.3% |
| Surgery... (604) | 19 | 5.7% | 0.2% |
| Surgery... (600) | 16 | 4.8% | 0.1% |
| Surgery: light, thermal, and electrical applicatio... (607) | 16 | 4.8% | 0.2% |
| Land vehicles: bodies and tops... (296) | 10 | 3% | 0.2% |
| Surgery... (606) | 9 | 2.7% | 0.1% |
| Electric heating... (219) | 8 | 2.4% | 0.2% |
| Dynamic magnetic information storage or retrieval... (360) | 7 | 2.1% | 0.1% |
| Land vehicles... (280) | 7 | 2.1% | 0.1% |
| Plastic and nonmetallic article shaping or treatin... (264) | 7 | 2.1% | 0.2% |
| Solid material comminution or disintegration... (241) | 6 | 1.8% | 0.6% |
| Drug, bio-affecting and body treating compositions... (424) | 5 | 1.5% | 0% |
| Fluid handling... (137) | 5 | 1.5% | 0.2% |
| Ships... (114) | 5 | 1.5% | 0.4% |

| | | | |
|---|---|------|------|
| Chairs and seats... (297) | 4 | 1.2% | 0.1% |
| Acoustics... (181) | 4 | 1.2% | 0.5% |
| Drug, bio-affecting and body treating compositions... (514) | 4 | 1.2% | 0% |
| Electrical connectors... (439) | 4 | 1.2% | 0.1% |
| Compositions: coating or plastic... (106) | 3 | 0.9% | 0.2% |
| Chemistry: electrical current producing apparatus,... (429) | 3 | 0.9% | 0.1% |
| Cleaning and liquid contact with solids... (134) | 3 | 0.9% | 0.2% |
| Communications: electrical... (340) | 3 | 0.9% | 0% |
| Coating processes... (427) | 3 | 0.9% | 0.1% |
| Data processing: database and file management or d... (707) | 3 | 0.9% | 0% |
| Data processing: generic control systems or specif... (700) | 3 | 0.9% | 0% |

Patents (by local inventors) assigned to local companies (top 25 or less):
 NOTE: this company count is likely less than the total company account above
 because the above count includes local companies with non-local inventors.

| Company Name | Patents |
|-------------------------------|---------|
| DeZURIK, Inc. | 3 |
| Probit Engineering, LLC | 3 |
| Erdman Automation Corporation | 2 |
| J&N Tactical, LLC | 1 |
| Extreme Degree Fitness, Inc. | 1 |
| WOODEN SUNSET, INC. | 1 |
| Stearns Inc. | 1 |
| Stearns, Inc. | 1 |
| Stearns Inc. | 1 |
| Skinz Protective Gear | 1 |
| Riverside Rockets, Ltd. | 1 |
| Carl Caspers Consulting LLC | 1 |
| Cargo Protectors, Inc. | 1 |
| Boat Bunkers, Inc. | 1 |

Top 25 (or less) local inventors:

| Inventor | Company | Patents |
|-----------------------|--|---------|
| Thomas J. Holman | Boston Scientific Scimed, Inc. | 19 |
| Jason Smith | AirBorn, Inc. | 9 |
| Diane L. Olson | Graco Minnesota Inc. | 8 |
| Craig A. Leabch | Hutchinson Technology Incorporated | 6 |
| Kevin A. Wanasek | Medtronic, Inc. | 6 |
| Mark Lynn Jenson | Cymbet Corporation | 6 |
| Mark T. Girard | Applied Kinetics, Inc. | 6 |
| Carl A. Caspers | Otto Bock Healthcare LP | 5 |
| David Parsons | Boston Scientific Scimed, Inc. | 5 |
| Mark L. Jenson | Cymbet Corporation | 5 |
| Thomas Holman | Boston Scientific Scimed, Inc. | 5 |
| Yi Zheng | Force10 Networks, Inc. | 5 |
| Brent R. Kleinvachter | Caterpillar Paving Products Inc. | 4 |
| Clifton Lachmansingh | ConAgra Foods RDM, Inc. | 4 |
| Donald F. Palme, II | Acorn Cardiovascular, Inc. | 4 |
| Paul Joseph Johnson | Anchor Wall Systems, Inc. | 4 |
| Yi Zheng | Mayo Foundation for Medical Education and Research | 4 |
| Curtis E. Burgardt | Medtronic, Inc. | 3 |
| David A. Leibel | Avanta Orthopaedics, LLC | 3 |
| Donald F. Palme, II | Cardiac Pacemakers, Inc. | 3 |
| Douglas H. Ferguson | Independent Technologies, Inc. | 3 |
| Emad Soubh | AirBorn, Inc. | 3 |
| Eric W. Neumann | Tescom Corporation | 3 |
| Gary A. Salmonson | Cummins Power Generation IP, Inc. | 3 |
| Joseph P. Tracy | Applied Kinetics, Inc. | 3 |

> ST. LOUIS, MO-IL [41180]

List of 235 included communities:

ALBERS, IL; ALHAMBRA, IL; ALLENTON, MO; ALTON, IL; ARNOLD, MO; AUGUSTA, MO; AVISTON, IL; BALDWIN, IL; BALLWIN, MO; BARNHART, MO; BARTELSON, IL; BATCHTOWN, IL; BEAUFORT, MO; BECKEMEYER, IL; BELGRADE, MO; BELLEVILLE, IL; BELLFLOWER, MO; BENLD, IL; BERGER, MO; BETHALTO, IL; BISMARCK, MO; BLACKWELL, MO; BLOOMSDALE, MO; BONNE TERRE, MO; BOURBON, MO; BOWLING GREEN, MO; BREESE, IL; BRIDGETON, MO; BRIGHTON, IL; BRUSSELS, IL; BUNKER HILL, IL; CADET, MO; CALEDONIA, MO; CARLINVILLE, IL; CARLYLE, IL; CASEYVILLE, IL; CATAWISSA, MO; CEDAR HILL, MO; CENTRALIA, IL; CHESTERFIELD, IL; CHESTERFIELD, MO; COFFEEN, IL; COLLINSVILLE, IL; COLUMBIA, IL; COTTAGE HILLS, IL; COTTLEVILLE, MO; CRYSTAL CITY, MO; DE SOTO, MO; DEFIANCE, MO; DITTMER, MO; DONNELLSON, IL; DORSEY, IL; DOW, IL; DUPO, IL; DUTZOW, MO; EAGARVILLE, IL; EARTH CITY, MO; EAST ALTON, IL; EAST CARONDELET, IL; EAST SAINT LOUIS, IL; EDWARDSVILLE, IL; ELSAH, IL; ELSBERRY, MO; EOLIA, MO; EUREKA, MO; FAIRVIEW HEIGHTS, IL; FENTON, MO; FESTUS, MO; FIDELITY, IL; FIELDON, IL; FLETCHER, MO; FLINTHILL, MO; FLORISSANT, MO; FOLEY, MO; FORISTELL, MO; FRANKLIN, IL; FREEBURG, IL; FULTS, IL; GERALD, MO; GERMANTOWN, IL; GILLESPIE, IL; GIRARD, IL; GLEN CARBON, IL; GLENCOE, MO; GODFREY, IL; GOLDEN EAGLE, IL; GRAFTON, IL; GRANITE CITY, IL; GRAY SUMMIT, MO; GREENFIELD, IL; GREENVILLE, IL; GROVER, MO; GRUBVILLE, MO; HAMBURG, IL; HAMEL, IL; HARDIN, IL; HARTFORD, IL; HAWK POINT, MO; HAZELWOOD, MO; HECKER, IL; HEMATITE, MO; HERCULANEUM, MO; HERMANN, MO; HETTICK, IL; HIGH RIDGE, MO; HIGHLAND, IL; HILLSBORO, MO; HOFFMAN, IL; HOUSE SPRINGS, MO; HUEY, IL; IMPERIAL, MO; IRONDALE, MO; JERSEYVILLE, IL; JONESBURG, MO; KAMPSVILLE, IL; KANE, IL; KEYESPORT, IL; KIMMSWICK, MO; LABADIE, MO; LAKE SAINT LOUIS, MO; LEBANON, IL; LENZBURG, IL; LESLIE, MO; LIGUORI, MO; LITCHFIELD, IL; LIVINGSTON, IL; LONEDELL, MO; LOVEJOY, IL; LUEBBERING, MO; MADISON, IL; MAEYSTOWN, IL; MAPAVILLE, MO; MARINE, IL; MARISSA, IL; MARTHASVILLE, MO; MARYLAND HEIGHTS, MO; MARYVILLE, IL; MASCOUTAH, IL; MEDORA, IL; MICHAEL, IL; MIDDLETOWN, MO; MILLSTADT, IL; MINERAL POINT, MO; MODESTO, IL; MORO, IL; MORSE MILL, MO; MOSCOW MILLS, MO; MOUNT OLIVE, IL; MOZIER, IL; MULBERRY GROVE, IL; NATIONAL STOCK YARDS, IL; NEBO, IL; NEW ATHENS, IL; NEW BADEN, IL; NEW DOUGLAS, IL; NEW FLORENCE, MO; NEW HAVEN, MO; NEW MELLE, MO; NEW MEMPHIS, IL; NILWOOD, IL; O FALLON, IL; O FALLON, MO; OKAWVILLE, IL; OLD MONROE, MO; OLNEY, MO; PACIFIC, MO; PALMYRA, IL; PEARL, IL; PEVELY, MO; PIASA, IL; PIERRON, IL; PLEASANT HILL, IL; POCAHONTAS, IL; PORTAGE DES SIOUX, MO; POTOSI, MO; PRAIRIE DU ROCHER, IL; RAYMOND, IL; RED BUD, IL; RENAULT, IL; RICHWOODS, MO; ROBERTSVILLE, MO; ROCKBRIDGE, IL; ROODHOUSE, IL; ROSEBUD, MO; ROXANA, IL; SAINT ALBANS, MO; SAINT ANN, MO; SAINT CHARLES, MO; SAINT CLAIR, MO; SAINT JACOB, IL; SAINT LIBORY, IL; SAINT LOUIS, MO; SAINT PETERS, MO; SANDOVAL, IL; SAWYERVILLE, IL; SCOTT AIR FORCE BASE, IL; SCOTTVILLE, IL; SHIPMAN, IL; SILEX, MO; SMITHBORO, IL; SMITHTON, IL; SORENTO, IL; SOUTH ROXANA, IL; STANTON, MO; STAUNTON, IL; STEELVILLE, MO; SULLIVAN, MO; SUMMERFIELD, IL; TIFF, MO; TRELOAR, MO; TRENTON, IL; TROY, IL; TROY, MO; TRUXTON, MO; UNION, MO; VALLES MINES, MO; VALLEY PARK, MO; VALMEYER, IL; VENICE, IL; VILLA RIDGE, MO; VIRDEN, IL; WAGGONER, IL; WALSHVILLE, IL; WARRENTON, MO; WASHINGTON, MO; WATERLOO, IL; WAVERLY, IL; WENTZVILLE, MO; WEST ALTON, MO; WHITESIDE, MO; WILSONVILLE, IL; WINFIELD, MO; WOOD RIVER, IL; WORDEN, IL; WRIGHT CITY, MO

Economics:

| Indiv Tax Returns | Cum Indiv Income | Co Tax Returns | Cum Co Income |
|-------------------|------------------|----------------|---------------|
| 1771390 | 113566815000 | 92480 | 3137609000 |

Entity Counts:

| Org Type | Count |
|----------|-------|
| Company | 361 |
| HigherEd | 5 |

361 IP-based companies out of 92480 business tax returns = 0.39% in IP company density.

| Year | Est Population | Inventors | Inv / 1000 | Patents | Local Cos | Art Classes |
|------|----------------|-----------|------------|---------|-----------|-------------|
| 2005 | | 379 | | 309 | 58 | 138 |
| 2006 | | 448 | | 384 | 62 | 147 |
| 2007 | | 397 | | 325 | 39 | 143 |
| 2008 | | 362 | | 300 | 41 | 141 |
| 2009 | | 421 | | 390 | 42 | 153 |
| 2010 | 2787701 | 502 | 0.18 | 480 | 64 | 169 |

| | | | | | |
|--------------|-----|------|-----|----|-----|
| 2011 2793725 | 536 | 0.19 | 486 | 48 | 152 |
| 2012 2797281 | 555 | 0.2 | 559 | 67 | 167 |
| 2013 2801587 | 620 | 0.22 | 575 | 64 | 177 |
| 2014 2806207 | 652 | 0.23 | 611 | 67 | 186 |

| Inventors | Patents |
|--------------|---------|
| Totals: 2894 | 4419 |

Top 25 Art Classes:

| Art Class (code) | Patents | % this metro | % top 250 |
|---|---------|--------------|-----------|
| Multicellular living organisms and unmodified part... (800) | 348 | 7.9% | 6.1% |
| Drug, bio-affecting and body treating compositions... (514) | 191 | 4.3% | 0.8% |
| Chemistry: molecular biology and microbiology... (435) | 141 | 3.2% | 0.8% |
| Data processing: financial, business practice, man... (705) | 133 | 3% | 0.6% |
| Drug, bio-affecting and body treating compositions... (424) | 90 | 2% | 0.6% |
| Surgery... (604) | 85 | 1.9% | 0.9% |
| Plant husbandry... (47) | 83 | 1.9% | 11.3% |
| Organic compounds -- part of the class 532-570 ser... (546) | 76 | 1.7% | 4.3% |
| Aeronautics and astronautics... (244) | 74 | 1.7% | 2.7% |
| Communications: electrical... (340) | 67 | 1.5% | 0.6% |
| Organic compounds -- part of the class 532-570 ser... (536) | 67 | 1.5% | 2% |
| Data processing: measuring, calibrating, or testin... (702) | 64 | 1.4% | 0.7% |
| Data processing: generic control systems or specif... (700) | 61 | 1.4% | 1% |
| Electrical computers and digital processing system... (709) | 59 | 1.3% | 0.2% |
| Electrical generator or motor structure... (310) | 59 | 1.3% | 2.2% |
| Image analysis... (382) | 54 | 1.2% | 0.4% |
| Stock material or miscellaneous articles... (428) | 45 | 1% | 0.6% |
| Adhesive bonding and miscellaneous chemical manufa... (156) | 44 | 1% | 1.3% |
| Surgery... (606) | 41 | 0.9% | 0.3% |
| Data processing: database and file management or d... (707) | 40 | 0.9% | 0.2% |
| Optics: measuring and testing... (356) | 40 | 0.9% | 0.6% |
| Surgery: light, thermal, and electrical applicatio... (607) | 39 | 0.9% | 0.5% |
| Dispensing... (222) | 37 | 0.8% | 1.8% |
| Food or edible material: processes, compositions, ... (426) | 35 | 0.8% | 1.8% |
| Electrical connectors... (439) | 34 | 0.8% | 0.5% |

Patents (by local inventors) assigned to local companies (top 25 or less):
 NOTE: this company count is likely less than the total company account above
 because the above count includes local companies with non-local inventors.

| Company Name | Patents |
|--|---------|
| Mallinckrodt LLC | 77 |
| Hussmann Corporation | 42 |
| Hunter Engineering Company | 41 |
| Wanda M. Weder and William F. Straeter | 41 |
| Olin Corporation | 28 |
| Mallinckrodt Inc. | 22 |
| Roho, Inc. | 21 |
| Wanda M. Weder & William F. Straeter | 19 |
| Katalyst Surgical, LLC | 16 |
| Kranos IP Corporation | 16 |
| Husky Corporation | 14 |
| Washington University | 13 |
| Midwest Motorcycle Supply Distributors Corp. | 12 |
| Anchor Packaging, Inc. | 10 |
| Clayton Corporation | 10 |
| Pharmacia Corporation | 10 |
| Angstrom Manufacturing, Inc. | 9 |

| | |
|--|---|
| Crane Merchandising Systems, Inc. | 9 |
| Saint Louis University | 9 |
| Double Nickel Holdings, LLC | 8 |
| Melas, Inc. | 8 |
| Tacony Corporation | 8 |
| The Material Works, Ltd. | 8 |
| MECS, Inc. | 7 |
| Wanda M. Weder and William F. Straeter, not individually but | 7 |

Top 25 (or less) local inventors:

| Inventor | Company | Patents |
|------------------------|---|---------|
| Jeffrey A. Thompson | Pioneer Hi-Bred International, Inc. | 65 |
| Donald E. Weder | Wanda M. Weder and William F. Straeter | 41 |
| Stanislaw Flasiński | Monsanto Technology LLC | 38 |
| Jeffrey H. Wood | The Boeing Company | 34 |
| Gary L. Cantrell | Mallinckrodt LLC | 31 |
| Matthew R. Darr | Cooper Technologies Company | 22 |
| Daniel R. Dorrance | Hunter Engineering Company | 20 |
| Tedrick N. Northway | International Business Machines Corporation | 20 |
| Daniel N. Harres | The Boeing Company | 19 |
| Donald E. Weder | Wanda M. Weder & William F. Straeter | 19 |
| John H. Bean, Jr. | American Power Conversion Corporation | 19 |
| Larry A. Gilbertson | Monsanto Technology LLC | 19 |
| Jeffrey Allan Thompson | Pioneer Hi-Bred International, Inc. | 18 |
| Michael T. Stieff | Hunter Engineering Company | 18 |
| Jeffrey A. Thompson | Pioneer Hi Bred International Inc | 17 |
| James R. Thacker | Boston Scientific Neuromodulation Corporation | 16 |
| Joel Clasquin | Hunter Engineering Company | 16 |
| Peter X. Wang | Mallinckrodt LLC | 16 |
| Michelle Coutu Hresko | Divergence, Inc. | 15 |
| Douglas K. Ritterling | Emerson Electric Co. | 14 |
| Frank W. Moser | Mallinckrodt LLC | 14 |
| James J. Sheahan, Jr. | The Boeing Company | 14 |
| Philip L. Freeman | The Boeing Company | 14 |
| Charles E. Green | Emerson Climate Technologies, Inc. | 13 |
| James H. Cink | BASF Corporation | 13 |

> SALEM, OR [41420]

List of 33 included communities:

AMITY, OR; AUMSVILLE, OR; AURORA, OR; DALLAS, OR; DETROIT, OR; DONALD, OR; FALLS CITY, OR; GATES, OR; GERVAIS, OR; GRAND RONDE, OR; HUBBARD, OR; IDANHA, OR; INDEPENDENCE, OR; JEFFERSON, OR; KEIZER, OR; LYONS, OR; MEHAMA, OR; MILL CITY, OR; MONMOUTH, OR; MOUNT ANGEL, OR; PHILOMATH, OR; RICKREALL, OR; SAINT BENEDICT, OR; SAINT PAUL, OR; SALEM, OR; SCOTTS MILLS, OR; SHERIDAN, OR; SILVERTON, OR; STAYTON, OR; SUBLIMITY, OR; TURNER, OR; WILLAMINA, OR; WOODBURN, OR

Economics:

| Indiv Tax Returns | Cum Indiv Income | Co Tax Returns | Cum Co Income |
|-------------------|------------------|----------------|---------------|
| 178320 | 9211259000 | 9120 | 244586000 |

Entity Counts:

| Org Type | Count |
|----------|-------|
| Company | 50 |

50 IP-based companies out of 9120 business tax returns = 0.55% in IP company density.

| Year | Est Population | Inventors | Inv / 1000 | Patents | Local Cos | Art Classes |
|------|----------------|-----------|------------|---------|-----------|-------------|
| 2005 | | 85 | | 103 | 7 | 50 |
| 2006 | | 121 | | 147 | 10 | 77 |
| 2007 | | 101 | | 115 | 5 | 64 |
| 2008 | | 66 | | 75 | 3 | 47 |
| 2009 | | 78 | | 84 | 3 | 56 |
| 2010 | 390738 | 96 | 0.25 | 122 | 6 | 64 |
| 2011 | 393863 | 105 | 0.27 | 121 | 6 | 64 |
| 2012 | 396339 | 96 | 0.24 | 102 | 2 | 58 |
| 2013 | 398846 | 117 | 0.29 | 119 | 9 | 62 |
| 2014 | 404026 | 103 | 0.25 | 109 | 7 | 61 |

| Inventors | Patents |
|-------------|---------|
| Totals: 565 | 1097 |

Top 25 Art Classes:

| Art Class (code) | Patents | % this metro | % top 250 |
|---|---------|--------------|-----------|
| Incremental printing of symbolic information... (347) | 192 | 17.5% | 5.4% |
| Optical: systems and elements... (359) | 32 | 2.9% | 0.5% |
| Optics: image projectors... (353) | 29 | 2.6% | 3.2% |
| Communications: electrical... (340) | 28 | 2.6% | 0.2% |
| Semiconductor device manufacturing: process... (438) | 28 | 2.6% | 0.1% |
| Computer graphics processing and selective visual ... (345) | 26 | 2.4% | 0.2% |
| Facsimile and static presentation processing... (358) | 26 | 2.4% | 0.6% |
| Stock material or miscellaneous articles... (428) | 24 | 2.2% | 0.3% |
| Chemistry: electrical current producing apparatus,... (429) | 20 | 1.8% | 0.5% |
| Active solid-state devices (e.g., transistors, sol... (257) | 19 | 1.7% | 0.1% |
| Computer-aided design and analysis of circuits and... (716) | 18 | 1.6% | 0.3% |
| Television... (348) | 17 | 1.5% | 0.3% |
| Electrical computers and digital processing system... (709) | 16 | 1.5% | 0.1% |
| Drug, bio-affecting and body treating compositions... (514) | 13 | 1.2% | 0.1% |
| Image analysis... (382) | 13 | 1.2% | 0.1% |

| | | | |
|---|----|------|------|
| Plastic and nonmetallic article shaping or treatin... (264) | 12 | 1.1% | 0.4% |
| Telecommunications... (455) | 12 | 1.1% | 0.1% |
| Coating processes... (427) | 11 | 1% | 0.3% |
| Compositions: coating or plastic... (106) | 11 | 1% | 0.8% |
| Data processing: vehicles, navigation, and relativ... (701) | 11 | 1% | 0.1% |
| Electrical computers and digital processing system... (713) | 11 | 1% | 0.1% |
| Chemistry: molecular biology and microbiology... (435) | 10 | 0.9% | 0.1% |
| Electricity: electrical systems and devices... (361) | 10 | 0.9% | 0.1% |
| Land vehicles: dumping... (298) | 9 | 0.8% | 0.4% |
| Telephonic communications... (379) | 9 | 0.8% | 0.1% |

Patents (by local inventors) assigned to local companies (top 25 or less):
 NOTE: this company count is likely less than the total company account above
 because the above count includes local companies with non-local inventors.

| Company Name | Patents |
|--|---------|
| Garmin AT, Inc. | 8 |
| AXTS Weapons Systems | 4 |
| Composite Rebar Technologies, Inc. | 2 |
| Quarter Mile, Inc. | 2 |
| GE Interlogix, Inc. | 2 |
| Roller Peg, Inc. | 2 |
| Ride Development Company | 1 |
| Advanced First Responder Solutions, LLC | 1 |
| Peripole-Bergerault, Inc. | 1 |
| Pacific Pure-Aid Company | 1 |
| Pacific Pure Aid Company | 1 |
| Meduri Farms, Inc. | 1 |
| Marquis Corp. | 1 |
| Lindsey Family Farm, LLC | 1 |
| Ledeboer Seed, LLC | 1 |
| HUG-U-VAC Surgical Positioning Systems, Inc. | 1 |
| GK Machine, Inc. | 1 |
| General Chemical Company | 1 |
| Garmin AT, Inc | 1 |
| EZ Click, LLC | 1 |
| Elite Avatars, LLC | 1 |
| Elite Avatars, Inc. | 1 |
| Corvallis Tool Company | 1 |
| Composite Rebat Technologies, Inc. | 1 |
| Cakeboxx, LLC | 1 |

Top 25 (or less) local inventors:

| Inventor | Company | Patents |
|----------------------|---|---------|
| Ernest I Esplin | Xerox Corporation | 27 |
| Daniel W. Petersen | Hewlett-Packard Development Company, L.P. | 26 |
| Phillip H. Salvatori | InFocus Corporation | 25 |
| Ernest Isreal Esplin | Xerox Corporation | 17 |
| Ernest I. Esplin | Xerox Corporation | 15 |
| Timothy L. Crawford | Xerox Corporation | 15 |
| James R. Przybyla | Hewlett-Packard Development Company, L.P. | 14 |
| Eric L. Nikkel | Hewlett-Packard Development Company, L.P. | 13 |
| Joseph M. Torgerson | Hewlett-Packard Development Company, L.P. | 13 |
| Kevin G. Currans | Hewlett-Packard Development Company, L.P. | 13 |
| Alan R. Arthur | Hewlett-Packard Development Company, L.P. | 12 |
| Glenn Klecker | Leatherman Tool Group, Inc. | 11 |
| David C Collins | Hewlett-Packard Development Company, L.P. | 10 |
| Rhonda L. Wilson | Hewlett-Packard Development Company, L.P. | 10 |
| Siddhartha Bhowmik | Hewlett-Packard Development Company, L.P. | 10 |
| Timothy F. Myers | Hewlett-Packard Development Company, L.P. | 10 |

| | | |
|-----------------------|---|---|
| Daniel A. Kearl | Hewlett-Packard Development Company, L.P. | 9 |
| David C. Collins | Hewlett-Packard Development Company, L.P. | 9 |
| Dennis R. Esterberg | Hewlett-Packard Development Company, L.P. | 9 |
| Fidencio Campos | NIKE, Inc. | 9 |
| Sharon A. Gillett | Wonderland Nurserygoods Co., Ltd. | 9 |
| James McKinnell | Hewlett-Packard Development Company, L.P. | 8 |
| Russell A. Monk | High Impact Technology, LLC | 8 |
| Tove C. Bolken | Siga Technologies, Inc. | 8 |
| Daniel Robert Blakley | Hewlett-Packard Development Company, L.P. | 7 |

> SALINAS, CA [41500]

List of 26 included communities:

AROMAS, CA; BIG SUR, CA; BRADLEY, CA; CARMEL BY THE SEA, CA; CARMEL VALLEY, CA; CARMEL, CA; CASTROVILLE, CA; CHUALAR, CA; GONZALES, CA; GREENFIELD, CA; JOLON, CA; KING CITY, CA; LOCKWOOD, CA; MARINA, CA; MONTEREY, CA; MOSS LANDING, CA; PACIFIC GROVE, CA; PEBBLE BEACH, CA; SALINAS, CA; SAN ARDO, CA; SAN LUCAS, CA; SAN MIGUEL, CA; SEASIDE, CA; SOLEDAD, CA; SPRECKELS, CA; WATSONVILLE, CA

Economics:

| Indiv Tax Returns | Cum Indiv Income | Co Tax Returns | Cum Co Income |
|-------------------|------------------|----------------|---------------|
| 210500 | 11817994000 | 8450 | 503333000 |

Entity Counts:

| Org Type | Count |
|----------|-------|
| Company | 107 |

107 IP-based companies out of 8450 business tax returns = 1.27% in IP company density.

| Year | Est Population | Inventors | Inv / 1000 | Patents | Local Cos | Art Classes |
|------|----------------|-----------|------------|---------|-----------|-------------|
| 2005 | | 75 | | 94 | 18 | 57 |
| 2006 | | 87 | | 105 | 19 | 64 |
| 2007 | | 66 | | 80 | 13 | 54 |
| 2008 | | 76 | | 93 | 18 | 57 |
| 2009 | | 83 | | 102 | 16 | 59 |
| 2010 | 415057 | 107 | 0.26 | 133 | 21 | 73 |
| 2011 | 421393 | 112 | 0.27 | 142 | 19 | 79 |
| 2012 | 426411 | 116 | 0.27 | 138 | 17 | 65 |
| 2013 | 429123 | 135 | 0.31 | 156 | 21 | 69 |
| 2014 | 431344 | 174 | 0.4 | 188 | 20 | 86 |

| Inventors | Patents |
|-------------|---------|
| Totals: 627 | 1231 |

Top 25 Art Classes:

| Art Class (code) | Patents | % this metro | % top 250 |
|---|---------|--------------|-----------|
| Communications: radio wave antennas... (343) | 71 | 5.8% | 2.4% |
| Electrical computers and digital processing system... (709) | 42 | 3.4% | 0.2% |
| Dynamic magnetic information storage or retrieval... (360) | 39 | 3.2% | 0.7% |
| Multicellular living organisms and unmodified part... (800) | 38 | 3.1% | 0.7% |
| Data processing: financial, business practice, man... (705) | 35 | 2.8% | 0.2% |
| Semiconductor device manufacturing: process... (438) | 33 | 2.7% | 0.2% |
| Surgery... (606) | 31 | 2.5% | 0.2% |
| Electronic digital logic circuitry... (326) | 28 | 2.3% | 1% |
| Data processing: database and file management or d... (707) | 26 | 2.1% | 0.1% |
| Drug, bio-affecting and body treating compositions... (514) | 24 | 1.9% | 0.1% |
| Land vehicles... (280) | 24 | 1.9% | 0.4% |
| Data processing: measuring, calibrating, or testin... (702) | 23 | 1.9% | 0.3% |
| Electrical computers and digital processing system... (713) | 21 | 1.7% | 0.2% |
| Electric heating... (219) | 20 | 1.6% | 0.6% |
| Electrical computers: arithmetic processing and ca... (708) | 18 | 1.5% | 1.1% |
| Drug, bio-affecting and body treating compositions... (424) | 16 | 1.3% | 0.1% |

| | | | |
|---|----|------|------|
| Television... (348) | 16 | 1.3% | 0.2% |
| Electrical generator or motor structure... (310) | 15 | 1.2% | 0.6% |
| Surgery... (600) | 15 | 1.2% | 0.1% |
| Telephonic communications... (379) | 15 | 1.2% | 0.2% |
| Active solid-state devices (e.g., transistors, sol... (257) | 14 | 1.1% | 0.1% |
| Data processing: software development, installatio... (717) | 14 | 1.1% | 0.2% |
| Information security... (726) | 14 | 1.1% | 0.2% |
| Data processing: presentation processing of docume... (715) | 13 | 1.1% | 0.1% |
| Electricity: measuring and testing... (324) | 13 | 1.1% | 0.2% |

Patents (by local inventors) assigned to local companies (top 25 or less):
 NOTE: this company count is likely less than the total company account above
 because the above count includes local companies with non-local inventors.

| Company Name | Patents |
|--|---------|
| Driscoll Strawberry Associates, Inc. | 38 |
| PLANT SCIENCES, INC. | 24 |
| Berry R&D, Inc. | 17 |
| California Florida Plant Company | 15 |
| Sambrailo Packaging, Inc. | 12 |
| Winview, Inc. | 11 |
| Dole Fresh Vegetables, Inc. | 10 |
| Language Line Services, Inc. | 9 |
| ExpoImaging, Inc. | 8 |
| Franmara, Inc. | 8 |
| Fresh Express Incorporated | 8 |
| Light & Motion Industries | 7 |
| Fox Factory, Inc. | 6 |
| Soundstarts, Inc. | 6 |
| Central Valley Seeds, Inc. | 5 |
| CTB/McGraw-Hill | 5 |
| D'Arrigo Bros. Co., of California | 4 |
| Creative Balloons Mfg., Inc. | 4 |
| Fox Factory, Incorporated | 4 |
| Fresh Express, Inc. | 4 |
| Los Robles Advertising, Inc. | 4 |
| Monterey Bay Aquarium Research Institute | 4 |
| Progeny Advanced Genetics | 4 |
| Sierra Instruments, Inc. | 4 |
| Synergene Seed & Technology, Inc. | 4 |

Top 25 (or less) local inventors:

| Inventor | Company | Patents |
|-----------------------|--------------------------------------|---------|
| Bernard J. New | XILINX, Inc. | 47 |
| Abhilash J. Mayur | Applied Materials, Inc. | 41 |
| Robert J. Hill | Apple Inc. | 41 |
| Eric C. Hannah | Intel Corporation | 33 |
| Bruce D. Mowrey | Driscoll Strawberry Associates, Inc. | 21 |
| Enrique Ayala Vazquez | Apple Inc. | 20 |
| Stephen M. Ackerman | Plant Sciences, Inc. | 20 |
| Juan Zavala | Apple Inc. | 19 |
| Lawrence K. Pierce | A. Duda & Sons, Inc. | 19 |
| Michael D. Nelson | Plant Sciences, Inc. | 17 |
| Robert Pierce | Goldsmith Seeds, Inc. | 17 |
| Stephen M. Ackerman | Berry R&D, Inc. | 17 |
| Steven D. Nelson | Plant Sciences, Inc. | 17 |
| Hans Christiansen Lee | Fitbit, Inc. | 14 |
| Stephen L. Wasson | Element CXI, LLC | 14 |
| David B. Lockton | Winview, Inc. | 13 |
| Klaus Dieter Kloeppel | Seagate Technology LLC | 13 |

| | | |
|----------------------|--------------------------------------|----|
| Michael D. Nelson | Berry R&D, Inc. | 13 |
| Steven D. Nelson | Berry R&D, Inc. | 13 |
| Klaus D. Kloeppel | Seagate Technology LLC | 12 |
| Mark Sambrailo | Sambrailo Packaging, Inc. | 12 |
| Philip J. Stewart | Driscoll Strawberry Associates, Inc. | 12 |
| Vincent S. Hernandez | Anacor Pharmaceuticals, Inc. | 12 |
| Roy Stahlhut | California Florida Plant Company | 11 |
| Anthony Cadiente | Sambrailo Packaging, Inc. | 10 |

> SALISBURY, MD [41540]

List of 26 included communities:

ALLEN, MD; BIVALVE, MD; CRISFIELD, MD; DEAL ISLAND, MD; DELMAR, MD; EDEN, MD; EWELL, MD; FRUITLAND, MD; HEBRON, MD; MANOKIN, MD; MARDELA SPRINGS, MD; MARION STATION, MD; NANTICOKE, MD; PARSONSBURG, MD; PITTSVILLE, MD; POCOMOKE CITY, MD; POWELLVILLE, MD; PRINCESS ANNE, MD; QUANTICO, MD; SALISBURY, MD; SHARPTOWN, MD; TYASKIN, MD; TYLERTON, MD; UPPER FAIRMOUNT, MD; WESTOVER, MD; WILLARDS, MD

Economics:

| Indiv Tax Returns | Cum Indiv Income | Co Tax Returns | Cum Co Income |
|-------------------|------------------|----------------|---------------|
| 56470 | 2632690000 | 2560 | 67974000 |

Entity Counts:

| Org Type | Count |
|----------|-------|
| Company | 16 |
| HigherEd | 1 |

16 IP-based companies out of 2560 business tax returns = 0.63% in IP company density.

| Year | Est Population | Inventors | Inv / 1000 | Patents | Local Cos | Art Classes |
|------|----------------|-----------|------------|---------|-----------|-------------|
| 2005 | | 5 | | 4 | 3 | 4 |
| 2006 | | 11 | | 11 | 2 | 8 |
| 2007 | | 8 | | 6 | 1 | 5 |
| 2008 | | 19 | | 15 | 1 | 12 |
| 2009 | | 14 | | 10 | 1 | 8 |
| 2011 | 378111 | 21 | 0.06 | 21 | 1 | 12 |
| 2012 | 381407 | 21 | 0.06 | 17 | 3 | 11 |
| 2013 | 385140 | 14 | 0.04 | 12 | 6 | 10 |
| 2014 | 389922 | 15 | 0.04 | 13 | 4 | 13 |

| Inventors | Patents |
|------------|---------|
| Totals: 76 | 120 |

Top 25 Art Classes:

| Art Class (code) | Patents | % this metro | % top 250 |
|---|---------|--------------|-----------|
| Animal husbandry... (119) | 21 | 17.5% | 1.2% |
| Ordnance... (89) | 8 | 6.7% | 0.8% |
| Drug, bio-affecting and body treating compositions... (424) | 7 | 5.8% | 0% |
| Butchering... (452) | 7 | 5.8% | 1.8% |
| Motor vehicles... (180) | 6 | 5% | 0.3% |
| Wave transmission lines and networks... (333) | 5 | 4.2% | 0.3% |
| Fluid handling... (137) | 4 | 3.3% | 0.1% |
| Conveyors: power-driven... (198) | 4 | 3.3% | 0.3% |
| Mechanical guns and projectors... (124) | 3 | 2.5% | 0.4% |
| Stock material or miscellaneous articles... (428) | 3 | 2.5% | 0% |
| Communications: electrical... (340) | 2 | 1.7% | 0% |
| Communications: directive radio wave systems and d... (342) | 2 | 1.7% | 0.1% |
| Chemical apparatus and process disinfecting, deodo... (422) | 2 | 1.7% | 0% |
| Aeronautics and astronautics... (244) | 2 | 1.7% | 0.1% |
| Drug, bio-affecting and body treating compositions... (514) | 2 | 1.7% | 0% |
| Multicellular living organisms and unmodified part... (800) | 2 | 1.7% | 0% |

| | | | |
|---|---|------|------|
| Planting... (111) | 2 | 1.7% | 0.7% |
| Surgery... (600) | 2 | 1.7% | 0% |
| Data processing: vehicles, navigation, and relativ... (701) | 1 | 0.8% | 0% |
| Data processing: financial, business practice, man... (705) | 1 | 0.8% | 0% |
| Internal-combustion engines... (123) | 1 | 0.8% | 0% |
| Horizontally supported planar surfaces... (108) | 1 | 0.8% | 0.1% |
| Harvesters... (56) | 1 | 0.8% | 0.1% |
| Games using tangible projectile... (473) | 1 | 0.8% | 0% |
| Freight accommodation on freight carrier... (410) | 1 | 0.8% | 0.2% |

Patents (by local inventors) assigned to local companies (top 25 or less):
 NOTE: this company count is likely less than the total company account above
 because the above count includes local companies with non-local inventors.

| Company Name | Patents |
|-------------------------------------|---------|
| Avitech, LLC | 5 |
| Salisbury University | 4 |
| AviTech | 2 |
| Hardwire, LLC | 2 |
| Biketoo, Incorporated | 2 |
| The Hip Klub, LLC | 1 |
| Solution BioSciences, Inc. | 1 |
| Bergvik North America, Inc. | 1 |
| Perdue Foods Products | 1 |
| Perdue Foods LLC | 1 |
| Machining Technologies, Inc | 1 |
| Life Shield Engineered Systems, LLC | 1 |
| K & L Microwave, Inc. | 1 |
| Avihome, LLC | 1 |
| Animalytix | 1 |

Top 25 (or less) local inventors:

| Inventor | Company | Patents |
|-------------------------|---------------------------------------|---------|
| Chinsoo Park | Hydropac/Lab Products, Inc. | 7 |
| Neil E. Campbell | Hydropac/Lab Products, Inc. | 7 |
| Neil E. Campbell | Lab Products, Inc. | 7 |
| Rafael S. Correa | Avitech, LLC | 5 |
| Robert E. Maine, Jr. | Cambridge International, Inc. | 5 |
| William D. Samson | Avitech, LLC | 5 |
| Bruce Hall | Life Shield Engineered Systems, LLC | 4 |
| Chinsoo Park | Lab Products, Inc. | 4 |
| Erich F. Bevensee | Avitech, LLC | 4 |
| James L. McNaughton | Albemarle Corporation | 4 |
| Lori W. Tigani | Givaudan S.A. | 3 |
| Marco A Quiroz | Avitech, LLC | 3 |
| Mark A. Holland | Salisbury University | 3 |
| Pete Bugas | Interstate Corrpac LLC | 3 |
| Bruce S. Hall | Life Shield Engineered Systems, LLC | 2 |
| Chin Soo Park | Lab Products, Inc. | 2 |
| Eric P. Eutsler | Jones-Hamilton Co. | 2 |
| Erich F. Bevensee | AviTech | 2 |
| Hoda Eydgahi | Massachusetts Institute of Technology | 2 |
| J. Andrew Phillips, Jr. | Biketoo, Incorporated | 2 |
| Mark Gabbard | Acist Medical Systems, Inc. | 2 |
| Michael Joseph Adkins | Alcatel Lucent | 2 |
| Michael R. Llewellyn | LWRC International, LLC | 2 |
| Rafael S. Correa | AviTech | 2 |
| Robert E. Maine, Jr. | Cambridge International Inc. | 2 |

> SALT LAKE CITY, UT [41620]

List of 26 included communities:

BINGHAM CANYON, UT; COALVILLE, UT; DRAPER, UT; DUGWAY, UT; ECHO, UT; EVANSTON, WY; GRANTSVILLE, UT; HENEFER, UT; HERRIMAN, UT; IBAPAH, UT; KAMAS, UT; MAGNA, UT; MIDVALE, UT; OAKLEY, UT; PARK CITY, UT; PEOA, UT; RIVERTON, UT; RUSH VALLEY, UT; SALT LAKE CITY, UT; SANDY, UT; SOUTH JORDAN, UT; STOCKTON, UT; TOOELE, UT; VERNON, UT; WENDOVER, UT; WEST JORDAN, UT

Economics:

| Indiv Tax Returns | Cum Indiv Income | Co Tax Returns | Cum Co Income |
|-------------------|------------------|----------------|---------------|
| 484190 | 31224122000 | 40930 | 781291000 |

Entity Counts:

| Org Type | Count |
|------------|-------|
| Company | 629 |
| Foundation | 4 |
| HigherEd | 11 |

629 IP-based companies out of 40930 business tax returns = 1.54% in IP company density.

| Year | Est Population | Inventors | Inv / 1000 | Patents | Local Cos | Art Classes |
|------|----------------|-----------|------------|---------|-----------|-------------|
| 2005 | | 395 | | 298 | 71 | 120 |
| 2006 | | 472 | | 396 | 95 | 134 |
| 2007 | | 501 | | 389 | 77 | 134 |
| 2008 | | 486 | | 364 | 74 | 134 |
| 2009 | | 542 | | 417 | 90 | 145 |
| 2010 | 1087873 | 714 | 0.66 | 572 | 128 | 158 |
| 2011 | 1107634 | 728 | 0.66 | 620 | 115 | 165 |
| 2012 | 1124222 | 826 | 0.73 | 710 | 144 | 184 |
| 2013 | 1141584 | 934 | 0.82 | 790 | 144 | 178 |
| 2014 | 1153340 | 1026 | 0.89 | 885 | 173 | 209 |

| Inventors | Patents |
|--------------|---------|
| Totals: 3908 | 5441 |

Top 25 Art Classes:

| Art Class (code) | Patents | % this metro | % top 250 |
|---|---------|--------------|-----------|
| Surgery... (604) | 317 | 5.8% | 3.5% |
| Data processing: financial, business practice, man... (705) | 182 | 3.3% | 0.8% |
| Surgery... (606) | 176 | 3.2% | 1.3% |
| Chemistry: molecular biology and microbiology... (435) | 157 | 2.9% | 0.9% |
| Surgery... (600) | 146 | 2.7% | 1.3% |
| Drug, bio-affecting and body treating compositions... (514) | 138 | 2.5% | 0.6% |
| Electrical computers and digital processing system... (709) | 134 | 2.5% | 0.5% |
| Boring or penetrating the earth... (175) | 117 | 2.2% | 6% |
| Multiplex communications... (370) | 115 | 2.1% | 0.4% |
| Drug, bio-affecting and body treating compositions... (424) | 105 | 1.9% | 0.7% |
| Active solid-state devices (e.g., transistors, sol... (257) | 103 | 1.9% | 0.6% |
| Dentistry... (433) | 103 | 1.9% | 8.7% |
| Pulse or digital communications... (375) | 96 | 1.8% | 0.7% |
| Registers... (235) | 95 | 1.7% | 1.5% |

| | | | |
|---|----|------|------|
| X-ray or gamma ray systems or devices... (378) | 91 | 1.7% | 3.7% |
| Prosthesis (i.e., artificial body members), parts ... (623) | 83 | 1.5% | 1.3% |
| Data processing: database and file management or d... (707) | 79 | 1.5% | 0.3% |
| Semiconductor device manufacturing: process... (438) | 72 | 1.3% | 0.4% |
| Computer graphics processing and selective visual ... (345) | 71 | 1.3% | 0.6% |
| Communications: electrical... (340) | 70 | 1.3% | 0.6% |
| Information security... (726) | 69 | 1.3% | 0.7% |
| Land vehicles... (280) | 68 | 1.2% | 1.3% |
| Liquid purification or separation... (210) | 57 | 1% | 1.2% |
| Error detection/correction and fault detection/rec... (714) | 56 | 1% | 0.5% |
| Stock material or miscellaneous articles... (428) | 49 | 0.9% | 0.6% |

Patents (by local inventors) assigned to local companies (top 25 or less):
 NOTE: this company count is likely less than the total company account above
 because the above count includes local companies with non-local inventors.

| Company Name | Patents |
|--|---------|
| University of Utah Research Foundation | 375 |
| Ultradent Products, Inc. | 102 |
| 3form, Inc. | 79 |
| Ceramatec, Inc. | 71 |
| Longyear TM, Inc. | 64 |
| The University of Utah Research Foundation | 63 |
| Merit Medical Systems, Inc. | 56 |
| Fusion-IO, Inc. | 54 |
| Won-Door Corporation | 42 |
| Sun Optics, Inc. | 39 |
| ZEVEX, Inc. | 37 |
| Cao Group, Inc. | 36 |
| Control4 Corporation | 36 |
| Myriad Genetics, Inc. | 32 |
| Skullcandy, Inc. | 30 |
| Evans & Sutherland Computer Corporation | 27 |
| The Code Corporation | 27 |
| American Covers, Inc. | 24 |
| Black Diamond Equipment, Ltd. | 23 |
| Coherex Medical, Inc. | 23 |
| ClearOne Communications, Inc. | 21 |
| Cirque Corporation | 20 |
| Domain Surgical, Inc. | 20 |
| Earth Renaissance Technologies, LLC | 20 |
| Megadyne Medical Products, Inc. | 20 |

Top 25 (or less) local inventors:

| Inventor | Company | Patents |
|------------------------|---|---------|
| Kenneth E. Bertagnolli | US Synthetic Corporation | 54 |
| Dan E. Fischer | Ultradent Products, Inc. | 51 |
| Bruce Raile | Sun Optics, Inc. | 39 |
| David Flynn | Fusion-IO, Inc. | 38 |
| Robert Lee Angell | International Business Machines Corporation | 36 |
| Densen Cao | Cao Group, Inc. | 35 |
| Peter D. Saunders | American Express Travel Related Services Company, | 34 |
| James M. Simkins | Xilinx, Inc. | 33 |
| Fred P. Lampropoulos | Merit Medical Systems, Inc. | 32 |
| Austin Jason McKinnon | Becton, Dickinson and Company | 30 |
| Ruben F. Lah | Curtiss-Wright Flow Control Corporation | 28 |
| Stephen C. Jacobsen | Raytheon Company | 28 |
| Christopher L. Drenth | Longyear TM, Inc. | 27 |
| Qi Wang | Fairchild Semiconductor Corporation | 26 |
| Ashok Challa | Fairchild Semiconductor Corporation | 25 |

| | | |
|-----------------------|-------------------------------------|----|
| Bruce S. McLean | Ultradent Products, Inc. | 25 |
| George Powell | The Code Corporation | 25 |
| Alan J. Wheatley | American Covers, Inc. | 23 |
| Debkumar Mukhopadhyay | US Synthetic Corporation | 22 |
| Peter M. Allred | Ultradent Products, Inc. | 22 |
| Dean E. Probst | Fairchild Semiconductor Corporation | 20 |
| Marcus G. Theodore | Earth Renaissance Technologies, LLC | 20 |
| Peter M. Kelly | SKULLCANDY, INC. | 20 |
| Scott D. Miles | Coherex Medical, Inc. | 20 |
| Ashok V. Joshi | Ceramatec, Inc. | 19 |

> SAN ANTONIO, TX [41700]

List of 74 included communities:

ADKINS, TX; ATASCOSA, TX; BANDERA, TX; BERGHEIM, TX; BIGFOOT, TX; BLANCO, TX; BOERNE, TX; BULVERDE, TX; CAMPBELLTON, TX; CANYON LAKE, TX; CASTROVILLE, TX; CENTER POINT, TX; CHARLOTTE, TX; CHRISTINE, TX; CIBOLO, TX; COMFORT, TX; CONVERSE, TX; D HANIS, TX; DEVINE, TX; ELMENDORF, TX; FALLS CITY, TX; FISCHER, TX; FLORESVILLE, TX; FOWLERTON, TX; FREDERICKSBURG, TX; GERONIMO, TX; HELOTES, TX; HONDO, TX; JOURDANTON, TX; KARNES CITY, TX; KENDALIA, TX; KINGSBURY, TX; LA COSTE, TX; LA VERNIA, TX; LACKLAND A F B, TX; LEMING, TX; LULING, TX; LYTLE, TX; MACDONA, TX; MARION, TX; MARTINDALE, TX; MC QUEENEY, TX; MEDINA, TX; MICO, TX; MOORE, TX; NATALIA, TX; NEW BRAUNFELS, TX; NIXON, TX; PANDORA, TX; PEGGY, TX; PIPE CREEK, TX; PLEASANTON, TX; POTEET, TX; POTH, TX; RANDOLPH A F B, TX; RIO MEDINA, TX; SAINT HEDWIG, TX; SAN ANTONIO, TX; SAN MARCOS, TX; SCHERTZ, TX; SEGUIN, TX; SOMERSET, TX; SPRING BRANCH, TX; STAPLES, TX; STOCKDALE, TX; SUTHERLAND SPRINGS, TX; TARPLEY, TX; UNIVERSAL CITY, TX; UTOPIA, TX; VANDERPOOL, TX; VON ORMY, TX; WARING, TX; WIMBERLEY, TX; YANCEY, TX

Economics:

| Indiv Tax Returns | Cum Indiv Income | Co Tax Returns | Cum Co Income |
|-------------------|------------------|----------------|---------------|
| 1421440 | 85338375000 | 58570 | 3224885000 |

Entity Counts:

| Org Type | Count |
|------------|-------|
| Company | 323 |
| Foundation | 1 |
| HigherEd | 6 |

323 IP-based companies out of 58570 business tax returns = 0.55% in IP company density.

| Year | Est Population | Inventors | Inv / 1000 | Patents | Local Cos | Art Classes |
|------|----------------|-----------|------------|---------|-----------|-------------|
| 2005 | | 269 | | 208 | 38 | 104 |
| 2006 | | 323 | | 261 | 45 | 119 |
| 2007 | | 316 | | 247 | 51 | 119 |
| 2008 | | 303 | | 205 | 40 | 108 |
| 2009 | | 301 | | 227 | 38 | 109 |
| 2010 | 2142508 | 487 | 0.23 | 404 | 45 | 126 |
| 2011 | 2194231 | 538 | 0.25 | 481 | 53 | 146 |
| 2012 | 2237771 | 683 | 0.31 | 518 | 68 | 128 |
| 2013 | 2282201 | 735 | 0.32 | 602 | 64 | 148 |
| 2014 | 2328652 | 870 | 0.37 | 681 | 80 | 151 |

| Inventors | Patents |
|--------------|---------|
| Totals: 3014 | 3834 |

Top 25 Art Classes:

| Art Class (code) | Patents | % this metro | % top 250 |
|---|---------|--------------|-----------|
| Data processing: financial, business practice, man... (705) | 324 | 8.5% | 1.4% |
| Telephonic communications... (379) | 140 | 3.7% | 1.9% |
| Surgery... (604) | 126 | 3.3% | 1.4% |
| Drug, bio-affecting and body treating compositions... (514) | 110 | 2.9% | 0.5% |
| Drug, bio-affecting and body treating compositions... (424) | 100 | 2.6% | 0.7% |
| Electrical computers and digital processing system... (709) | 95 | 2.5% | 0.4% |
| Multiplex communications... (370) | 89 | 2.3% | 0.3% |

| | | | |
|---|----|------|------|
| Interactive video distribution systems... (725) | 86 | 2.2% | 1.9% |
| Data processing: database and file management or d... (707) | 85 | 2.2% | 0.4% |
| Surgery... (600) | 77 | 2% | 0.7% |
| Prosthesis (i.e., artificial body members), parts ... (623) | 68 | 1.8% | 1.1% |
| Surgery: splint, brace, or bandage... (602) | 66 | 1.7% | 2.4% |
| Surgery... (606) | 62 | 1.6% | 0.5% |
| Internal-combustion engines... (123) | 60 | 1.6% | 1.3% |
| Communications: electrical... (340) | 59 | 1.5% | 0.5% |
| Chemistry: molecular biology and microbiology... (435) | 58 | 1.5% | 0.3% |
| Telecommunications... (455) | 57 | 1.5% | 0.3% |
| Registers... (235) | 55 | 1.4% | 0.9% |
| Information security... (726) | 54 | 1.4% | 0.6% |
| Exercise devices... (482) | 49 | 1.3% | 2% |
| Image analysis... (382) | 46 | 1.2% | 0.3% |
| Semiconductor device manufacturing: process... (438) | 45 | 1.2% | 0.2% |
| Data processing: measuring, calibrating, or testin... (702) | 44 | 1.1% | 0.5% |
| Electrical computers and digital processing system... (713) | 40 | 1% | 0.3% |
| Television... (348) | 40 | 1% | 0.6% |

Patents (by local inventors) assigned to local companies (top 25 or less):
 NOTE: this company count is likely less than the total company account above
 because the above count includes local companies with non-local inventors.

| Company Name | Patents |
|--|---------|
| United Services Automobile Association (USAA) | 433 |
| Southwest Research Institute | 355 |
| KCI Licensing, Inc. | 205 |
| United Services Automobile Association | 93 |
| Water Ride Concepts, Inc. | 29 |
| Schroeder Industries, Inc. | 25 |
| Lancer Partnership, Ltd. | 24 |
| BioNumerik Pharmaceuticals, Inc. | 23 |
| Rackspace US, Inc. | 20 |
| United States Automobile Association (USAA) | 18 |
| BioMedical Enterprises, Inc. | 14 |
| Perftech, Inc. | 13 |
| Econtrols, Inc. | 12 |
| GlowMan Costumes LLC | 11 |
| Vidacare Corporation | 11 |
| Advanced Bio Prosthetic Surfaces, Ltd. | 10 |
| H4 Engineering, Inc. | 9 |
| Lancer Corporation | 9 |
| Lightstick Partners, LLC | 9 |
| Southern Folger Detention Equipment Company, LLC | 9 |
| Boral Material Technologies Inc. | 8 |
| Injury Sciences LLC | 8 |
| BiO2 Medical, Inc. | 7 |
| Desert Glory, Ltd. | 7 |
| KCI Licensing Inc. | 7 |

Top 25 (or less) local inventors:

| Inventor | Company | Patents |
|------------------------|---|---------|
| Larry B. Pearson | AT&T Intellectual Property I, L.P. | 45 |
| Edward Walter | AT&T Intellectual Property I, L.P. | 44 |
| Reynaldo Medina, III | United Services Automobile Association (USAA) | 38 |
| Bradly Jay Billman | United Services Automobile Association (USAA) | 35 |
| Justin Alexander Long | KCI Licensing, Inc. | 28 |
| Jeffery Wayne Henry | Water Ride Concepts, Inc. | 24 |
| Larry J. Miller | Vidacare Corporation | 23 |
| Charles Lee Oakes, III | United Services Automobile Association (USAA) | 22 |

| | | |
|----------------------------|---|----|
| Bharat Prasad | United Services Automobile Association (USAA) | 21 |
| Richard Marvin Kazala, Jr. | KCI Licensing, Inc. | 21 |
| Kevin G. Paterson | International Business Machines Corporation | 20 |
| Royce W. Johnson | KCI Licensing, Inc. | 20 |
| Douglas A. Cornet | KCI Licensing, Inc. | 19 |
| Jean-Pierre Lair | The NORDAM Group, Inc. | 19 |
| Larry D. Swain | KCI Licensing, Inc. | 19 |
| Derald Ray Langham | Sesaco Corporation | 18 |
| Robert Peyton Wilkes | KCI Licensing, Inc. | 18 |
| Michael Raftelis | AT&T Intellectual Property I, L.P. | 17 |
| Royce Johnson | KCI Licensing, Inc. | 17 |
| Yolius Diroo | AT&T Intellectual Property I, L.P. | 17 |
| Charles E. Roberts, Jr. | Southwest Research Institute | 16 |
| Frederick H. Hausheer | BioNumerik Pharmaceuticals, Inc. | 16 |
| Hegeon Kwun | Southwest Research Institute | 16 |
| John Chandler Hopkins, III | United Services Automobile Association (USAA) | 16 |
| Ronghua Wei | Southwest Research Institute | 16 |

> SAN DIEGO-CARLSBAD-SAN MARCOS, CA [41740]

List of 53 included communities:

ALPINE, CA; BONITA, CA; BONSTALL, CA; BORREGO SPRINGS, CA; BOULEVARD, CA; CAMP PENDLETON, CA; CAMPO, CA; CARDIFF BY THE SEA, CA; CARLSBAD, CA; CHULA VISTA, CA; CORONADO, CA; DEL MAR, CA; DESCANSO, CA; DULZURA, CA; EL CAJON, CA; ENCINITAS, CA; ESCONDIDO, CA; FALLBROOK, CA; GUATAY, CA; IMPERIAL BEACH, CA; JACUMBA, CA; JAMUL, CA; JULIAN, CA; LA JOLLA, CA; LA MESA, CA; LAKESIDE, CA; LEMON GROVE, CA; LINCOLN ACRES, CA; MOUNT LAGUNA, CA; NATIONAL CITY, CA; OCEANSIDE, CA; PALA, CA; PALOMAR MOUNTAIN, CA; PAUMA VALLEY, CA; PINE VALLEY, CA; POTRERO, CA; POWAY, CA; RAMONA, CA; RANCHITA, CA; RANCHO SANTA FE, CA; SAN CLEMENTE, CA; SAN DIEGO, CA; SAN LUIS REY, CA; SAN MARCOS, CA; SAN YSIDRO, CA; SANTA YSABEL, CA; SANTEE, CA; SOLANA BEACH, CA; SPRING VALLEY, CA; TECATE, CA; VALLEY CENTER, CA; VISTA, CA; WARNER SPRINGS, CA

Economics:

| Indiv Tax Returns | Cum Indiv Income | Co Tax Returns | Cum Co Income |
|-------------------|------------------|----------------|---------------|
| 1429150 | 10128549000 | 84670 | 3802439000 |

Entity Counts:

| Org Type | Count |
|------------|-------|
| Company | 2285 |
| Foundation | 4 |
| HigherEd | 12 |

2285 IP-based companies out of 84670 business tax returns = 2.7% in IP company density.

| Year | Est Population | Inventors | Inv / 1000 | Patents | Local Cos | Art Classes |
|------|----------------|-----------|------------|---------|-----------|-------------|
| 2005 | | 2977 | | 2113 | 352 | 249 |
| 2006 | | 3562 | | 2753 | 403 | 267 |
| 2007 | | 3535 | | 2632 | 380 | 253 |
| 2008 | | 3518 | | 2405 | 360 | 263 |
| 2009 | | 3648 | | 2531 | 387 | 249 |
| 2010 | 3095313 | 5028 | 1.62 | 3898 | 498 | 284 |
| 2011 | 3141768 | 5306 | 1.69 | 4221 | 514 | 269 |
| 2012 | 3183413 | 6152 | 1.93 | 5140 | 566 | 291 |
| 2013 | 3222558 | 7370 | 2.29 | 6300 | 601 | 290 |
| 2014 | 3263431 | 8215 | 2.52 | 7327 | 647 | 292 |

| Inventors | Patents |
|---------------|---------|
| Totals: 25098 | 39320 |

Top 25 Art Classes:

| Art Class (code) | Patents | % this metro | % top 250 |
|---|---------|--------------|-----------|
| Multiplex communications... (370) | 3605 | 9.2% | 11% |
| Telecommunications... (455) | 3369 | 8.6% | 15% |
| Drug, bio-affecting and body treating compositions... (514) | 2467 | 6.3% | 10.9% |
| Pulse or digital communications... (375) | 1926 | 4.9% | 14.9% |
| Chemistry: molecular biology and microbiology... (435) | 1909 | 4.9% | 10.6% |
| Games using tangible projectile... (473) | 1048 | 2.7% | 24.1% |
| Surgery... (600) | 807 | 2.1% | 7.2% |
| Electrical computers and digital processing system... (709) | 770 | 2% | 3% |
| Drug, bio-affecting and body treating compositions... (424) | 763 | 1.9% | 5% |
| Data processing: financial, business practice, man... (705) | 628 | 1.6% | 2.8% |

| | | | |
|---|-----|------|-------|
| Surgery... (606) | 612 | 1.6% | 4.6% |
| Image analysis... (382) | 585 | 1.5% | 4.2% |
| Surgery... (604) | 499 | 1.3% | 5.5% |
| Error detection/correction and fault detection/rec... (714) | 488 | 1.2% | 4.2% |
| Data processing: database and file management or d... (707) | 485 | 1.2% | 2.1% |
| Communications: electrical... (340) | 438 | 1.1% | 3.7% |
| Electrical computers and digital processing system... (713) | 436 | 1.1% | 3.6% |
| Organic compounds -- part of the class 532-570 ser... (536) | 431 | 1.1% | 12.9% |
| Incremental printing of symbolic information... (347) | 424 | 1.1% | 11.9% |
| Television... (348) | 399 | 1% | 5.9% |
| Chemistry: natural resins or derivatives; peptides... (530) | 386 | 1% | 8.6% |
| Data processing: measuring, calibrating, or testin... (702) | 369 | 0.9% | 4.2% |
| Computer graphics processing and selective visual ... (345) | 365 | 0.9% | 3.1% |
| Active solid-state devices (e.g., transistors, sol... (257) | 357 | 0.9% | 2% |
| Radiant energy... (250) | 347 | 0.9% | 4.1% |

Patents (by local inventors) assigned to local companies (top 25 or less):
 NOTE: this company count is likely less than the total company account above
 because the above count includes local companies with non-local inventors.

| Company Name | Patents |
|---|---------|
| Qualcomm Incorporated | 7594 |
| Callaway Golf Company | 766 |
| QUALCOMM, Incorporated | 444 |
| Taylor Made Golf Company, Inc. | 367 |
| The Scripps Research Institute | 340 |
| ISIS Pharmaceuticals, Inc. | 332 |
| DexCom, Inc. | 253 |
| Cymer, Inc. | 207 |
| Gen-Probe Incorporated | 206 |
| Kyocera Wireless Corp. | 199 |
| NuVasive, Inc. | 194 |
| Illumina, Inc. | 163 |
| MaxLinear, Inc. | 135 |
| ViaSat, Inc. | 127 |
| Applied Micro Circuits Corporation | 124 |
| CareFusion 303, Inc. | 116 |
| Senomyx, Inc. | 112 |
| Life Technologies Corporation | 110 |
| Arena Pharmaceuticals, Inc. | 102 |
| Cobra Golf Incorporated | 101 |
| Fallbrook Technologies Inc. | 97 |
| Hunter Industries, Inc. | 92 |
| General Atomics | 91 |
| Entropic Communications, Inc. | 90 |
| The Salk Institute for Biological Studies | 89 |

Top 25 (or less) local inventors:

| Inventor | Company | Patents |
|-----------------------|-----------------------|---------|
| Juan Montojo | Qualcomm Incorporated | 227 |
| Peter Gaal | Qualcomm Incorporated | 220 |
| Durga Prasad Malladi | QUALCOMM Incorporated | 195 |
| Augustin W. Rollinson | Callaway Golf Company | 151 |
| Avneesh Agrawal | Qualcomm Incorporated | 143 |
| Ravi Palanki | QUALCOMM Incorporated | 142 |
| Sanjiv Nanda | QUALCOMM Incorporated | 141 |
| Wanshi Chen | QUALCOMM Incorporated | 141 |
| Matthew T. Cackett | Callaway Golf Company | 139 |
| Naga Bhushan | Qualcomm Incorporated | 138 |
| Arya Reza Behzad | Broadcom Corporation | 130 |

| | | |
|--------------------|--------------------------------|-----|
| Kuo-Chun Lee | QUALCOMM Incorporated | 129 |
| Tao Luo | Qualcomm Incorporated | 128 |
| Alexei Gorokhov | QUALCOMM Incorporated | 127 |
| Alan Hocknell | Callaway Golf Company | 122 |
| Mark Kent | Broadcom Corporation | 121 |
| Tom Chin | Qualcomm Incorporated | 120 |
| D. Clayton Evans | Callaway Golf Company | 119 |
| Jun Wang | Qualcomm Incorporated | 118 |
| Todd P. Beach | Taylor Made Golf Company, Inc. | 117 |
| Yongbin Wei | Qualcomm Incorporated | 115 |
| Aamod Khandekar | QUALCOMM Incorporated | 113 |
| Hemanth Sampath | QUALCOMM Incorporated | 113 |
| Brant L. Candelore | Sony Corporation | 110 |
| Marta Karczewicz | QUALCOMM Incorporated | 110 |

> SAN FRANCISCO-OAKLAND-FREMONT, CA [41860]

List of 99 included communities:

ALAMEDA, CA; ALAMO, CA; ALBANY, CA; ANTIOCH, CA; ATHERTON, CA; BELMONT, CA; BELVEDERE TIBURON, CA; BERKELEY, CA; BETHEL ISLAND, CA; BOLINAS, CA; BOULDER CREEK, CA; BRENTWOOD, CA; BRISBANE, CA; BURLINGAME, CA; BYRON, CA; CANYON, CA; CASTRO VALLEY, CA; CLAYTON, CA; CONCORD, CA; CORTE MADERA, CA; CROCKETT, CA; DALY CITY, CA; DANVILLE, CA; DIABLO, CA; DILLON BEACH, CA; DUBLIN, CA; EL CERRITO, CA; EL GRANADA, CA; EL SOBRANTE, CA; EMERYVILLE, CA; FAIRFAX, CA; FOREST KNOLLS, CA; FREMONT, CA; GREENBRAE, CA; HALF MOON BAY, CA; HAYWARD, CA; HERCULES, CA; INVERNESS, CA; KENTFIELD, CA; KNIGHTSEN, CA; LA HONDA, CA; LAFAYETTE, CA; LAGUNITAS, CA; LARKSPUR, CA; LIVERMORE, CA; LOMA MAR, CA; MARSHALL, CA; MARTINEZ, CA; MENLO PARK, CA; MILL VALLEY, CA; MILLBRAE, CA; MONTARA, CA; MORAGA, CA; MOSS BEACH, CA; NEWARK, CA; NICASIO, CA; NOVATO, CA; OAKLAND, CA; OAKLEY, CA; OLEMA, CA; ORINDA, CA; PACIFICA, CA; PALO ALTO, CA; PESCADERO, CA; PETALUMA, CA; PIEDMONT, CA; PINOLE, CA; PITTSBURG, CA; PLEASANT HILL, CA; PLEASANTON, CA; POINT REYES STATION, CA; PORT COSTA, CA; PORTOLA VALLEY, CA; REDWOOD CITY, CA; RICHMOND, CA; RODEO, CA; ROSS, CA; SAN ANSELMO, CA; SAN BRUNO, CA; SAN CARLOS, CA; SAN FRANCISCO, CA; SAN GERONIMO, CA; SAN GREGORIO, CA; SAN LEANDRO, CA; SAN LORENZO, CA; SAN MATEO, CA; SAN PABLO, CA; SAN QUENTIN, CA; SAN RAFAEL, CA; SAN RAMON, CA; SAUSALITO, CA; SOUTH SAN FRANCISCO, CA; STINSON BEACH, CA; SUNOL, CA; TOMALES, CA; TRACY, CA; UNION CITY, CA; WALNUT CREEK, CA; WOODACRE, CA

Economics:

| Indiv Tax Returns | Cum Indiv Income | Co Tax Returns | Cum Co Income |
|-------------------|------------------|----------------|---------------|
| 2279560 | 242610690000 | 152530 | 10567715000 |

Entity Counts:

| Org Type | Count |
|------------|-------|
| Company | 4424 |
| Foundation | 8 |
| HigherEd | 98 |

4424 IP-based companies out of 152530 business tax returns = 2.9% in IP company density.

| Year | Est Population | Inventors | Inv / 1000 | Patents | Local Cos | Art Classes |
|------|----------------|-----------|------------|---------|-----------|-------------|
| 2005 | | 6957 | | 6519 | 678 | 314 |
| 2006 | | 8734 | | 8444 | 820 | 323 |
| 2007 | | 8031 | | 7680 | 718 | 310 |
| 2008 | | 8371 | | 7753 | 724 | 316 |
| 2009 | | 9125 | | 8466 | 776 | 309 |
| 2010 | 4335391 | 11859 | 2.74 | 11521 | 941 | 327 |
| 2011 | 4400182 | 12190 | 2.77 | 11764 | 981 | 331 |
| 2012 | 4462179 | 13628 | 3.05 | 13494 | 1041 | 338 |
| 2013 | 4529654 | 16678 | 3.68 | 15645 | 1208 | 347 |
| 2014 | 4594060 | 19653 | 4.28 | 18555 | 1333 | 351 |

| Inventors | Patents |
|---------------|---------|
| Totals: 57991 | 109841 |

Top 25 Art Classes:

| Art Class (code) | Patents | % this metro | % top 250 |
|---|---------|--------------|-----------|
| Data processing: database and file management or d... (707) | 5519 | 5% | 23.6% |
| Multiplex communications... (370) | 5362 | 4.9% | 16.3% |
| Electrical computers and digital processing system... (709) | 5343 | 4.9% | 20.8% |

| | | | |
|---|------|------|-------|
| Chemistry: molecular biology and microbiology... (435) | 3354 | 3.1% | 18.7% |
| Data processing: financial, business practice, man... (705) | 3308 | 3% | 14.6% |
| Semiconductor device manufacturing: process... (438) | 3223 | 2.9% | 16.5% |
| Drug, bio-affecting and body treating compositions... (514) | 3157 | 2.9% | 13.9% |
| Computer graphics processing and selective visual ... (345) | 3103 | 2.8% | 25.9% |
| Telecommunications... (455) | 2568 | 2.3% | 11.4% |
| Active solid-state devices (e.g., transistors, sol... (257) | 2464 | 2.2% | 13.9% |
| Data processing: presentation processing of docume... (715) | 2340 | 2.1% | 23.6% |
| Surgery... (606) | 2170 | 2% | 16.5% |
| Image analysis... (382) | 2121 | 1.9% | 15.2% |
| Drug, bio-affecting and body treating compositions... (424) | 2037 | 1.9% | 13.5% |
| Electrical computers and digital processing system... (711) | 1887 | 1.7% | 16.7% |
| Electrical computers and digital processing system... (713) | 1859 | 1.7% | 15.3% |
| Static information storage and retrieval... (365) | 1766 | 1.6% | 19.7% |
| Information security... (726) | 1747 | 1.6% | 18.9% |
| Pulse or digital communications... (375) | 1734 | 1.6% | 13.4% |
| Surgery... (600) | 1717 | 1.6% | 15.3% |
| Error detection/correction and fault detection/rec... (714) | 1587 | 1.4% | 13.6% |
| Computer-aided design and analysis of circuits and... (716) | 1473 | 1.3% | 23.6% |
| Dynamic magnetic information storage or retrieval... (360) | 1374 | 1.3% | 23.7% |
| Data processing: software development, installatio... (717) | 1244 | 1.1% | 16.5% |
| Chemistry: natural resins or derivatives; peptides... (530) | 1218 | 1.1% | 27.2% |

Patents (by local inventors) assigned to local companies (top 25 or less):
 NOTE: this company count is likely less than the total company account above
 because the above count includes local companies with non-local inventors.

| Company Name | Patents |
|--|---------|
| The Regents of the University of California | 1455 |
| Genentech, Inc. | 1160 |
| Lam Research Corporation | 1094 |
| The Board of Trustees of The Leland Stanford Junior Universi | 949 |
| Palo Alto Research Center Incorporated | 850 |
| Chevron U.S.A. Inc. | 709 |
| Lawrence Livermore National Security, LLC | 481 |
| Facebook, Inc. | 465 |
| salesforce.com, inc. | 428 |
| Abbott Diabetes Care Inc. | 427 |
| VMware, Inc. | 389 |
| Western Digital (Fremont), LLC | 388 |
| Oracle America, Inc. | 381 |
| Theravance, Inc. | 334 |
| FormFactor, Inc. | 284 |
| SRI International | 264 |
| Visa U.S.A. Inc. | 253 |
| Rigel Pharmaceuticals, Inc. | 251 |
| The Clorox Company | 247 |
| Agilent Technologies, Inc. | 244 |
| Danisco US Inc. | 227 |
| Dolby Laboratories Licensing Corporation | 225 |
| Pixar | 208 |
| Siebel Systems, Inc. | 200 |
| Roche Palo Alto LLC | 197 |

Top 25 (or less) local inventors:

| Inventor | Company | Patents |
|--------------------|------------|---------|
| Jonathan P. Ive | Apple Inc. | 764 |
| Bartley K. Andre | Apple Inc. | 750 |
| Daniel J. Coster | Apple Inc. | 735 |
| Richard P. Howarth | Apple Inc. | 735 |

| | | |
|-------------------------|-----------------------------------|-----|
| Duncan Robert Kerr | Apple Inc. | 724 |
| Daniele De Iuliis | Apple Inc. | 716 |
| Matthew Dean Rohrbach | Apple Inc. | 657 |
| Eugene Antony Whang | Apple Inc. | 628 |
| Peter Russell-Clarke | Apple Inc. | 548 |
| Audrey Goddard | Genentech, Inc. | 542 |
| Austin L. Gurney | Genentech, Inc. | 529 |
| Shin Nishibori | Apple Inc. | 513 |
| Rico Zorkendorfer | Apple Inc. | 511 |
| Douglas B. Satzger | Apple Inc. | 385 |
| Steve Jobs | Apple Inc. | 317 |
| Jeremy Bataillou | Apple Inc. | 307 |
| Victoria Smith | Genentech, Inc. | 281 |
| Muriel Y. Ishikawa | The Invention Science Fund I, LLC | 271 |
| Jody Akana | Apple Inc. | 259 |
| Calvin Q. Seid | Apple Inc. | 243 |
| Evans Hankey | Apple Inc. | 227 |
| Shmuel Shaffer | Cisco Technology, Inc. | 224 |
| Wael William Diab | Broadcom Corporation | 205 |
| M. Evans Hankey | Apple Inc. | 204 |
| Christopher J. Stringer | Apple Inc. | 200 |

> SAN JOSE-SUNNYVALE-SANTA CLARA, CA [41940]

List of 31 included communities:

ALVISO, CA; AROMAS, CA; CAMPBELL, CA; COALINGA, CA; COYOTE, CA; CUPERTINO, CA; GILROY, CA; HOLLISTER, CA; HOLY CITY, CA; KING CITY, CA; LIVERMORE, CA; LOS ALTOS, CA; LOS GATOS, CA; MILPITAS, CA; MORGAN HILL, CA; MOUNT HAMILTON, CA; MOUNTAIN VIEW, CA; NEW ALMADEN, CA; PAICINES, CA; PALO ALTO, CA; PORTOLA VALLEY, CA; REDWOOD ESTATES, CA; SAN JOSE, CA; SAN JUAN BAUTISTA, CA; SAN MARTIN, CA; SANTA CLARA, CA; SARATOGA, CA; STANFORD, CA; SUNNYVALE, CA; TRES PINOS, CA; WATSONVILLE, CA

Economics:

| Indiv Tax Returns | Cum Indiv Income | Co Tax Returns | Cum Co Income |
|-------------------|------------------|----------------|---------------|
| 981180 | 114270441000 | 55490 | 3676528000 |

Entity Counts:

| Org Type | Count |
|------------|-------|
| Company | 4726 |
| Foundation | 7 |
| HigherEd | 49 |

4726 IP-based companies out of 55490 business tax returns = 8.52% in IP company density.

| Year | Est Population | Inventors | Inv / 1000 | Patents | Local Cos | Art Classes |
|------|----------------|-----------|------------|---------|-----------|-------------|
| 2005 | | 9943 | | 8564 | 924 | 277 |
| 2006 | | 12036 | | 11077 | 1106 | 285 |
| 2007 | | 11186 | | 9917 | 990 | 271 |
| 2008 | | 11490 | | 10058 | 1006 | 275 |
| 2009 | | 12163 | | 10916 | 964 | 278 |
| 2010 | 1836911 | 15345 | 8.35 | 14305 | 1145 | 297 |
| 2011 | 1870279 | 15766 | 8.43 | 14816 | 1105 | 298 |
| 2012 | 1897969 | 16763 | 8.83 | 16503 | 1177 | 290 |
| 2013 | 1928701 | 20002 | 10.37 | 19190 | 1264 | 307 |
| 2014 | 1952872 | 23718 | 12.15 | 23044 | 1316 | 311 |

| Inventors | Patents |
|---------------|---------|
| Totals: 69684 | 138390 |

Top 25 Art Classes:

| Art Class (code) | Patents | % this metro | % top 250 |
|---|---------|--------------|-----------|
| Multiplex communications... (370) | 8768 | 6.3% | 26.7% |
| Data processing: database and file management or d... (707) | 7014 | 5.1% | 30% |
| Electrical computers and digital processing system... (709) | 6506 | 4.7% | 25.3% |
| Semiconductor device manufacturing: process... (438) | 5533 | 4% | 28.3% |
| Active solid-state devices (e.g., transistors, sol... (257) | 4889 | 3.5% | 27.5% |
| Static information storage and retrieval... (365) | 4065 | 2.9% | 45.4% |
| Computer graphics processing and selective visual ... (345) | 3934 | 2.8% | 32.9% |
| Electrical computers and digital processing system... (711) | 3759 | 2.7% | 33.2% |
| Telecommunications... (455) | 3556 | 2.6% | 15.8% |
| Pulse or digital communications... (375) | 3512 | 2.5% | 27.2% |
| Error detection/correction and fault detection/rec... (714) | 3447 | 2.5% | 29.6% |
| Dynamic magnetic information storage or retrieval... (360) | 3409 | 2.5% | 58.7% |
| Electrical computers and digital processing system... (713) | 3018 | 2.2% | 24.8% |

| | | | |
|---|------|------|-------|
| Computer-aided design and analysis of circuits and... (716) | 2930 | 2.1% | 46.9% |
| Data processing: financial, business practice, man... (705) | 2762 | 2% | 12.2% |
| Image analysis... (382) | 2744 | 2% | 19.7% |
| Data processing: presentation processing of docume... (715) | 2348 | 1.7% | 23.6% |
| Information security... (726) | 2128 | 1.5% | 23% |
| Surgery... (606) | 2064 | 1.5% | 15.7% |
| Chemistry: molecular biology and microbiology... (435) | 1862 | 1.3% | 10.4% |
| Electrical computers and digital data processing s... (710) | 1818 | 1.3% | 28.9% |
| Television... (348) | 1714 | 1.2% | 25.5% |
| Drug, bio-affecting and body treating compositions... (514) | 1707 | 1.2% | 7.5% |
| Data processing: software development, installatio... (717) | 1610 | 1.2% | 21.3% |
| Surgery... (600) | 1485 | 1.1% | 13.2% |

Patents (by local inventors) assigned to local companies (top 25 or less):
 NOTE: this company count is likely less than the total company account above
 because the above count includes local companies with non-local inventors.

| Company Name | Patents |
|--|---------|
| Apple Inc. | 6749 |
| Google Inc. | 5167 |
| Cisco Technology, Inc. | 4716 |
| Intel Corporation | 3979 |
| Applied Materials, Inc. | 3101 |
| Sun Microsystems, Inc. | 1723 |
| NVIDIA Corporation | 1549 |
| Xilinx, Inc. | 1516 |
| Altera Corporation | 1485 |
| Juniper Networks, Inc. | 1309 |
| The Board of Trustees of the Leland Stanford Junior Universi | 1254 |
| Yahoo! Inc. | 1132 |
| Advanced Micro Devices, Inc. | 1072 |
| National Semiconductor Corporation | 955 |
| Adobe Systems Incorporated | 905 |
| SanDisk Corporation | 884 |
| Palo Alto Research Center Incorporated | 865 |
| LSI Corporation | 850 |
| Agilent Technologies, Inc. | 784 |
| Rambus Inc. | 765 |
| Cadence Design Systems, Inc. | 727 |
| Headway Technologies, Inc. | 698 |
| Synopsys, Inc. | 616 |
| Finisar Corporation | 603 |
| eBay Inc. | 578 |

Top 25 (or less) local inventors:

| Inventor | Company | Patents |
|---------------------|------------------------------------|---------|
| Shin Nishibori | Apple Inc. | 321 |
| Steve Jobs | Apple Inc. | 296 |
| Muriel Y. Ishikawa | The Invention Science Fund I, LLC | 271 |
| Yoshitaka Sasaki | Headway Technologies, Inc. | 248 |
| Calvin Q. Seid | Apple Inc. | 233 |
| Shmuel Shaffer | Cisco Technology, Inc. | 226 |
| Gregory Burd | Marvell International Ltd. | 222 |
| Zining Wu | Marvell International Ltd. | 214 |
| Pantas Sutardja | Marvell International Ltd. | 195 |
| Belgacem Haba | Tessera, Inc. | 192 |
| Hui-Ling Lou | Marvell International Ltd. | 192 |
| Victoria Y. H. Wood | The Invention Science Fund I, LLC | 179 |
| Shaohua Yang | LSI Corporation | 169 |
| Peter J. Hopper | National Semiconductor Corporation | 163 |

| | | |
|-------------------------|---|-----|
| Shih-Yuan Wang | Hewlett-Packard Development Company, L.P. | 158 |
| Hiroyuki Ito | Headway Technologies, Inc. | 150 |
| Ali Khakifirooz | International Business Machines Corporation | 145 |
| Ta-yung Yang | System General Corp. | 144 |
| Yoshitaka Sasaki | Sae Magnetics (H.K.) Ltd. | 144 |
| Roy E. Scheuerlein | SanDisk 3D LLC | 137 |
| Scott Forstall | Apple Inc. | 131 |
| Christopher J. Stringer | Apple Inc. | 124 |
| Lowell L. Wood, Jr. | The Invention Science Fund I, LLC | 123 |
| Nima Mokhlesi | SanDisk Corporation | 119 |
| Shigeki Tanemura | Headway Technologies, Inc. | 117 |

> SAN LUIS OBISPO-PASO ROBLES, CA [42020]

List of 23 included communities:

ARROYO GRANDE, CA; ATASCADERO, CA; AVILA BEACH, CA; BRADLEY, CA; CAMBRIA, CA; CAYUCOS, CA; CRESTON, CA; GROVER BEACH, CA; HARMONY, CA; LOS OSOS, CA; MARICOPA, CA; MORRO BAY, CA; NIPOMO, CA; OCEANO, CA; PASO ROBLES, CA; PISMO BEACH, CA; SAN LUIS OBISPO, CA; SAN MIGUEL, CA; SAN SIMEON, CA; SANTA MARGARITA, CA; SANTA MARIA, CA; SHANDON, CA; TEMPLETON, CA

Economics:

| Indiv Tax Returns | Cum Indiv Income | Co Tax Returns | Cum Co Income |
|-------------------|------------------|----------------|---------------|
| 130800 | 8404434000 | 8740 | 431218000 |

Entity Counts:

| Org Type | Count |
|----------|-------|
| Company | 87 |
| HigherEd | 4 |

87 IP-based companies out of 8740 business tax returns = 1% in IP company density.

| Year | Est Population | Inventors | Inv / 1000 | Patents | Local Cos | Art Classes |
|------|----------------|-----------|------------|---------|-----------|-------------|
| 2005 | | 97 | | 99 | 13 | 66 |
| 2006 | | 107 | | 108 | 14 | 68 |
| 2007 | | 80 | | 86 | 8 | 54 |
| 2008 | | 102 | | 96 | 15 | 62 |
| 2009 | | 88 | | 84 | 11 | 58 |
| 2010 | 269637 | 106 | 0.39 | 113 | 7 | 80 |
| 2011 | 271165 | 110 | 0.41 | 102 | 11 | 67 |
| 2012 | 274528 | 107 | 0.39 | 110 | 19 | 60 |
| 2013 | 276284 | 125 | 0.45 | 135 | 15 | 75 |
| 2014 | 279083 | 145 | 0.52 | 145 | 19 | 79 |

| | Inventors | Patents |
|---------|-----------|---------|
| Totals: | 707 | 1078 |

Top 25 Art Classes:

| Art Class (code) | Patents | % this metro | % top 250 |
|---|---------|--------------|-----------|
| Data processing: presentation processing of docume... (715) | 48 | 4.5% | 0.5% |
| Abrading... (451) | 45 | 4.2% | 2.4% |
| Surgery... (600) | 34 | 3.2% | 0.3% |
| Data processing: database and file management or d... (707) | 27 | 2.5% | 0.1% |
| Electrical computers and digital processing system... (709) | 25 | 2.3% | 0.1% |
| Error detection/correction and fault detection/rec... (714) | 25 | 2.3% | 0.2% |
| Data processing: financial, business practice, man... (705) | 24 | 2.2% | 0.1% |
| Semiconductor device manufacturing: process... (438) | 20 | 1.9% | 0.1% |
| Liquid purification or separation... (210) | 18 | 1.7% | 0.4% |
| Computer graphics processing and selective visual ... (345) | 17 | 1.6% | 0.1% |
| Cleaning and liquid contact with solids... (134) | 16 | 1.5% | 0.9% |
| Firearms... (42) | 16 | 1.5% | 1.3% |
| Multicellular living organisms and unmodified part... (800) | 16 | 1.5% | 0.3% |
| Chemistry: molecular biology and microbiology... (435) | 15 | 1.4% | 0.1% |
| Drug, bio-affecting and body treating compositions... (514) | 14 | 1.3% | 0.1% |

| | | | |
|---|----|------|------|
| Electrical computers and digital processing system... (713) | 14 | 1.3% | 0.1% |
| Land vehicles... (280) | 14 | 1.3% | 0.3% |
| Dynamic magnetic information storage or retrieval... (360) | 13 | 1.2% | 0.2% |
| Exercise devices... (482) | 13 | 1.2% | 0.5% |
| Telecommunications... (455) | 13 | 1.2% | 0.1% |
| Electricity: electrical systems and devices... (361) | 12 | 1.1% | 0.1% |
| Motor vehicles... (180) | 12 | 1.1% | 0.5% |
| Multiplex communications... (370) | 12 | 1.1% | 0% |
| Active solid-state devices (e.g., transistors, sol... (257) | 11 | 1% | 0.1% |
| Communications: electrical... (340) | 10 | 0.9% | 0.1% |

Patents (by local inventors) assigned to local companies (top 25 or less):
 NOTE: this company count is likely less than the total company account above
 because the above count includes local companies with non-local inventors.

| Company Name | Patents |
|---------------------------------------|---------|
| Dioptics Medical Products, Inc. | 70 |
| Strasbaugh | 36 |
| Cal Poly Corporation | 10 |
| Outland Research, LLC | 10 |
| Apex Tactical Specialties, Inc. | 7 |
| Zumer Products, LLC | 7 |
| California Polytechnic Corporation | 6 |
| Zoo Med Laboratories, Inc. | 6 |
| Distributed Power, Inc. | 5 |
| Ernie Ball, Inc. | 5 |
| Rantec Power Systems, Inc. | 5 |
| Applied Biotechnology Institute, Inc. | 4 |
| NCF Industries, Inc. | 3 |
| Patio Pacific, Inc. | 3 |
| Strasbaugh, A California Corporation | 3 |
| Strasbaugh, Inc. | 3 |
| Accessories Marketing, Inc. | 2 |
| Crowd in a Box Corporation | 2 |
| CoolCop, LLC | 2 |
| Crystal Engineering Corporation | 2 |
| Den-Mat Corporation | 2 |
| Ensci Inc | 2 |
| Ensci Inc. | 2 |
| FzioMed, Inc. | 2 |
| Hardy Diagnostics | 2 |

Top 25 (or less) local inventors:

| Inventor | Company | Patents |
|---------------------|---------------------------------|---------|
| Henry Welling Lane | Dioptics Medical Products, Inc. | 65 |
| Mark Gajewski | Minka Lighting, Inc. | 54 |
| Eric Rhea | Dioptics Medical Products, Inc. | 48 |
| Peter Glass | Virco Mgmt. Corporation | 40 |
| John M. Boyd | Lam Research Corporation | 34 |
| Allan Havemose | Open Invention Network, LLC | 32 |
| John O. Louch | Apple Inc. | 26 |
| John Louch | Apple Inc. | 25 |
| John Boyd | Lam Research Corporation | 17 |
| Dieter Klaubert | Promega Corporation | 13 |
| Jan Vilhuber | Cisco Technology, Inc. | 13 |
| Margaret M. Hurkman | Ball Horticultural Company | 13 |
| Pavlo E. Rudakevych | IRobot Corporation | 12 |
| Allan Havemose | Open Invention Network LLC | 10 |
| Don Hannula | Nellcor Puritan Bennett Inc. | 9 |
| Don Hannula | Nellcor Puritan Bennett LLC | 9 |

| | | |
|--------------------|--|---|
| Gary Wayne Bagnall | Zoo Med Laboratories, Inc. | 9 |
| Scott Trees | Ball Horticultural Company | 9 |
| William Waycott | Seminis Vegetable Seeds, Inc. | 9 |
| Brandt A. Haener | Illinois Tool Works Inc. | 8 |
| Daniel F. Hock | Zumer Products, LLC | 8 |
| Matthew A. Wormley | Adobe Systems Incorporated | 8 |
| Shaun Pendo | Medtronic Minimed, Inc. | 8 |
| William Daily | Promega Corporation | 8 |
| James K. Bentley | Blackhawk Industries Product Group Unlimited LLC | 7 |

> SANTA CRUZ-WATSONVILLE, CA [42100]

List of 14 included communities:

APTOS, CA; BEN LOMOND, CA; BOULDER CREEK, CA; BROOKDALE, CA; CAPITOLA, CA; DAVENPORT, CA; FELTON, CA; FREEDOM, CA; LOS GATOS, CA; MOUNT HERMON, CA; SANTA CRUZ, CA; SCOTTS VALLEY, CA; SOQUEL, CA; WATSONVILLE, CA

Economics:

| Indiv Tax Returns | Cum Indiv Income | Co Tax Returns | Cum Co Income |
|-------------------|------------------|----------------|---------------|
| 132870 | 11812783000 | 9680 | 611083000 |

Entity Counts:

| Org Type | Count |
|----------|-------|
| Company | 276 |

276 IP-based companies out of 9680 business tax returns = 2.85% in IP company density.

| Year Est Population | Inventors | Inv / 1000 | Patents | Local Cos | Art Classes |
|---------------------|-----------|------------|---------|-----------|-------------|
| 2005 | 700 | | 861 | 50 | 131 |
| 2006 | 868 | | 1152 | 49 | 154 |
| 2007 | 803 | | 1027 | 40 | 147 |
| 2008 | 789 | | 1061 | 43 | 150 |
| 2009 | 813 | | 1117 | 39 | 152 |
| 2010 262382 | 1036 | 3.95 | 1469 | 63 | 173 |
| 2011 264923 | 1088 | 4.11 | 1595 | 54 | 183 |
| 2012 266632 | 1165 | 4.37 | 1734 | 63 | 168 |
| 2013 269444 | 1428 | 5.3 | 1874 | 61 | 177 |
| 2014 271804 | 1613 | 5.93 | 2141 | 62 | 186 |

| Inventors | Patents |
|--------------|---------|
| Totals: 5301 | 14031 |

Top 25 Art Classes:

| Art Class (code) | Patents | % this metro | % top 250 |
|---|---------|--------------|-----------|
| Electrical computers and digital processing system... (709) | 682 | 4.9% | 2.6% |
| Multiplex communications... (370) | 673 | 4.8% | 2.1% |
| Data processing: database and file management or d... (707) | 611 | 4.4% | 2.6% |
| Semiconductor device manufacturing: process... (438) | 541 | 3.9% | 2.8% |
| Active solid-state devices (e.g., transistors, sol... (257) | 447 | 3.2% | 2.5% |
| Computer graphics processing and selective visual ... (345) | 383 | 2.7% | 3.2% |
| Static information storage and retrieval... (365) | 349 | 2.5% | 3.9% |
| Electrical computers and digital processing system... (711) | 345 | 2.5% | 3% |
| Telecommunications... (455) | 341 | 2.4% | 1.5% |
| Surgery... (606) | 308 | 2.2% | 2.3% |
| Computer-aided design and analysis of circuits and... (716) | 301 | 2.1% | 4.8% |
| Error detection/correction and fault detection/rec... (714) | 287 | 2% | 2.5% |
| Data processing: presentation processing of docume... (715) | 281 | 2% | 2.8% |
| Electrical computers and digital processing system... (713) | 277 | 2% | 2.3% |
| Data processing: financial, business practice, man... (705) | 258 | 1.8% | 1.1% |
| Dynamic magnetic information storage or retrieval... (360) | 258 | 1.8% | 4.4% |
| Electrical computers and digital data processing s... (710) | 223 | 1.6% | 3.5% |

| | | | |
|---|-----|------|------|
| Optics: measuring and testing... (356) | 223 | 1.6% | 3.3% |
| Information security... (726) | 217 | 1.5% | 2.4% |
| Image analysis... (382) | 200 | 1.4% | 1.4% |
| Data processing: software development, installatio... (717) | 193 | 1.4% | 2.6% |
| Pulse or digital communications... (375) | 186 | 1.3% | 1.4% |
| Television... (348) | 184 | 1.3% | 2.7% |
| Optical: systems and elements... (359) | 157 | 1.1% | 2.6% |
| Electricity: measuring and testing... (324) | 151 | 1.1% | 1.9% |

Patents (by local inventors) assigned to local companies (top 25 or less):
 NOTE: this company count is likely less than the total company account above
 because the above count includes local companies with non-local inventors.

| Company Name | Patents |
|--------------------------------------|---------|
| Plantronics, Inc. | 186 |
| Seagate Technology LLC | 106 |
| Tela Innovations, Inc. | 95 |
| Fox Factory, Inc. | 61 |
| DP Technologies, Inc. | 55 |
| Driscoll Strawberry Associates, Inc. | 48 |
| SuVolta, Inc. | 29 |
| Calera Corporation | 26 |
| Plant Sciences, Inc. | 26 |
| Lumenetix, Inc. | 21 |
| Tigo Energy, Inc. | 21 |
| Music Public Broadcasting, Inc. | 20 |
| Netflix, Inc. | 18 |
| Berry R&D, Inc. | 16 |
| LightSurf Technologies, Inc. | 16 |
| Bell Sports, Inc. | 15 |
| ExpoImaging, Inc. | 12 |
| Salamander Graphix, Inc. | 12 |
| Sambrailo Packaging, Inc. | 12 |
| Aviza Technology, Inc. | 10 |
| Media Rights Technologies, Inc. | 8 |
| On-Chip Technologies, Inc. | 8 |
| Quantum Intech, Inc. | 8 |
| Sadra Medical, Inc. | 8 |
| Seagate Technology, LLC | 8 |

Top 25 (or less) local inventors:

| Inventor | Company | Patents |
|--------------------------------|-------------------------------|---------|
| Pantas Sutardja | Marvell International Ltd. | 126 |
| Nima Mokhlesi | SanDisk Corporation | 119 |
| Vincent Keane Seid, legal repr | Apple Inc. | 101 |
| Scott T. Becker | Tela Innovations, Inc. | 86 |
| Charles Abraham | Broadcom Corporation | 71 |
| Manoocher Birang | Applied Materials, Inc. | 62 |
| Pantas Sutardja | Marvell World Trade Ltd. | 58 |
| Arthur Kinsolving | DP Technologies, Inc. | 55 |
| William H. Radke | Micron Technology, Inc. | 55 |
| Austin H. Lesea | Xilinx, Inc. | 50 |
| Steven M. Zuniga | Applied Materials, Inc. | 50 |
| Francois J. Henley | Silicon Genesis Corporation | 47 |
| Gerald L. Dybsetter | Finisar Corporation | 47 |
| Philippe Kahn | DP Technologies, Inc. | 42 |
| Alan Messer | Samsung Electronics Co., Ltd. | 41 |
| Lucy G. Hosking | Finisar Corporation | 41 |
| Gregory T. Lydon | Apple Inc. | 38 |
| Jerome M. Eldridge | Micron Technology, Inc. | 37 |

| | | |
|------------------------|------------------------------|----|
| Pavel Cisler | Apple Inc. | 37 |
| Robert B. Lowrance | Applied Materials, Inc. | 37 |
| Brian Patrick Costello | Tyco Electronics Corporation | 34 |
| Joe Smyth | Headway Technologies, Inc. | 34 |
| Eliyahou Harari | SanDisk Corporation | 33 |
| Kenji Yamagami | Hitachi, Ltd. | 33 |
| Carl Woods | Lam Research Corporation | 32 |

> SANTA ROSA-PETALUMA, CA [42220]

List of 38 included communities:

ANNAPOLIS, CA; BODEGA BAY, CA; BODEGA, CA; BOYES HOT SPRINGS, CA; CALISTOGA, CA; CAMP MEEKER, CA; CAZADERO, CA; CLOVERDALE, CA; COTATI, CA; DUNCANS MILLS, CA; EL VERANO, CA; ELDRIDGE, CA; FAIRFAX, CA; FORESTVILLE, CA; FULTON, CA; GEYSERVILLE, CA; GLEN ELLEN, CA; GRATON, CA; GUALALA, CA; GUERNEVILLE, CA; HEALDSBURG, CA; JENNER, CA; KENWOOD, CA; MONTE RIO, CA; OCCIDENTAL, CA; PENNGROVE, CA; PETALUMA, CA; RIO NIDO, CA; ROHNERT PARK, CA; SANTA ROSA, CA; SEBASTOPOL, CA; SONOMA, CA; STEWARTS POINT, CA; THE SEA RANCH, CA; VALLEY FORD, CA; VILLA GRANDE, CA; VINEBURG, CA; WINDSOR, CA

Economics:

| Indiv Tax Returns | Cum Indiv Income | Co Tax Returns | Cum Co Income |
|-------------------|------------------|----------------|---------------|
| 235810 | 16671387000 | 15360 | 1072164000 |

Entity Counts:

| Org Type | Count |
|----------|-------|
| Company | 228 |

228 IP-based companies out of 15360 business tax returns = 1.48% in IP company density.

| Year | Est Population | Inventors | Inv / 1000 | Patents | Local Cos | Art Classes |
|------|----------------|-----------|------------|---------|-----------|-------------|
| 2005 | | 301 | | 253 | 39 | 99 |
| 2006 | | 381 | | 304 | 34 | 109 |
| 2007 | | 287 | | 242 | 37 | 108 |
| 2008 | | 259 | | 220 | 33 | 101 |
| 2009 | | 314 | | 279 | 46 | 106 |
| 2010 | 483878 | 365 | 0.75 | 341 | 36 | 118 |
| 2011 | 487722 | 352 | 0.72 | 328 | 41 | 119 |
| 2012 | 490838 | 361 | 0.74 | 384 | 46 | 123 |
| 2013 | 495432 | 383 | 0.77 | 374 | 53 | 117 |
| 2014 | 500292 | 429 | 0.86 | 457 | 46 | 142 |

| Inventors | Patents |
|--------------|---------|
| Totals: 1920 | 3182 |

Top 25 Art Classes:

| Art Class (code) | Patents | % this metro | % top 250 |
|---|---------|--------------|-----------|
| Multiplex communications... (370) | 191 | 6% | 0.6% |
| Prosthesis (i.e., artificial body members), parts ... (623) | 190 | 6% | 3.1% |
| Computer graphics processing and selective visual ... (345) | 116 | 3.6% | 1% |
| Drug, bio-affecting and body treating compositions... (424) | 100 | 3.1% | 0.7% |
| Surgery... (604) | 94 | 3% | 1% |
| Optical: systems and elements... (359) | 76 | 2.4% | 1.2% |
| Drug, bio-affecting and body treating compositions... (514) | 74 | 2.3% | 0.3% |
| Electricity: measuring and testing... (324) | 73 | 2.3% | 0.9% |
| Surgery... (606) | 73 | 2.3% | 0.6% |
| Electrical computers and digital processing system... (709) | 72 | 2.3% | 0.3% |
| Data processing: financial, business practice, man... (705) | 61 | 1.9% | 0.3% |
| Surgery... (600) | 54 | 1.7% | 0.5% |
| Data processing: measuring, calibrating, or testin... (702) | 53 | 1.7% | 0.6% |
| Stock material or miscellaneous articles... (428) | 50 | 1.6% | 0.6% |

| | | | |
|---|----|------|------|
| Optical communications... (398) | 43 | 1.4% | 1.4% |
| Pulse or digital communications... (375) | 39 | 1.2% | 0.3% |
| Chemistry: molecular biology and microbiology... (435) | 36 | 1.1% | 0.2% |
| Optical waveguides... (385) | 36 | 1.1% | 0.5% |
| Data processing: database and file management or d... (707) | 35 | 1.1% | 0.1% |
| Image analysis... (382) | 35 | 1.1% | 0.3% |
| Mineral oils: processes and products... (208) | 32 | 1% | 2.7% |
| Data processing: presentation processing of docume... (715) | 31 | 1% | 0.3% |
| Electrical connectors... (439) | 31 | 1% | 0.5% |
| Illumination... (362) | 31 | 1% | 0.6% |
| Communications: electrical... (340) | 30 | 0.9% | 0.3% |

Patents (by local inventors) assigned to local companies (top 25 or less):
 NOTE: this company count is likely less than the total company account above
 because the above count includes local companies with non-local inventors.

| Company Name | Patents |
|------------------------------------|---------|
| Medtronic Vascular, Inc. | 237 |
| Enphase Energy, Inc. | 49 |
| TriVascular, Inc. | 31 |
| Security People, Inc. | 18 |
| Teknovus, Inc. | 18 |
| Direct Flow Medical, Inc. | 14 |
| Think Tank Photo, Inc. | 14 |
| CamelBak Products, LLC | 13 |
| Tellabs Petaluma, Inc. | 13 |
| Dow Pharmaceutical Sciences, Inc. | 12 |
| HYDROFARM, INC. | 11 |
| KriStar Enterprises, Inc. | 10 |
| Turin Networks | 10 |
| Calix Networks, Inc. | 8 |
| Doubleshot, Inc. | 8 |
| L-3 Communications Sonoma EO, Inc. | 8 |
| Sonoma Orthopedic Products, Inc. | 8 |
| Xandex, Inc. | 8 |
| Boston Scientific Santa Rosa Corp. | 7 |
| Dow Pharmaceutical Sciences | 7 |
| Raydiance, Inc. | 7 |
| Shades Unlimited, Inc. | 7 |
| Zap | 7 |
| Claret Medical, Inc. | 6 |
| Keysight Technologies, Inc. | 6 |

Top 25 (or less) local inventors:

| Inventor | Company | Patents |
|----------------------|----------------------------------|---------|
| Dennis J. O'Rear | Chevron U.S.A. Inc. | 41 |
| Stephen E. Crane | LightSail Energy, Inc. | 37 |
| Martin Fornage | Enphase Energy, Inc. | 35 |
| Peter J. Potrebic | Microsoft Corporation | 31 |
| Vladimir P. Raksha | JDS Uniphase Corporation | 28 |
| Charles T. Markantes | JDS Uniphase Corporation | 27 |
| Alberto Argoitia | JDS Uniphase Corporation | 24 |
| Paul G. Coombs | JDS Uniphase Corporation | 24 |
| Roger W. Phillips | JDS Uniphase Corporation | 24 |
| Robert M. Carlson | Chevron U.S.A. Inc. | 23 |
| Peiwen Cheng | Medtronic Vascular, Inc. | 21 |
| John Brothers | VIA Technologies, Inc. | 18 |
| Alan B. Campbell | 3M Innovative Properties Company | 17 |
| Kishore Udipi | Medtronic Vascular, Inc. | 17 |
| Michael V. Chobotov | TriVascular, Inc. | 17 |

| | | |
|-------------------------|----------------------------------|----|
| Dale L. Ehnes | 3M Innovative Properties Company | 16 |
| Walter Bruszewski | Medtronic Vascular, Inc. | 16 |
| Douglas Harland Murdoch | Think Tank Photo, Inc. | 14 |
| Jeffery Argentine | Medtronic Vascular, Inc. | 14 |
| Kenneth H. Wong | Agilent Technologies, Inc. | 14 |
| Mark E. Gardiner | 3M Innovative Properties Company | 14 |
| Mingfei Chen | Medtronic Vascular, Inc. | 14 |
| Pascal Druzgala | ARYx Therapeutics, Inc. | 14 |
| Daniel S. Wertz | 3M Innovative Properties Company | 13 |
| Mark Covaro | Redwood Systems, Inc. | 13 |

> SAVANNAH, GA [42340]

List of 18 included communities:

BLOOMINGDALE, GA; CLYO, GA; EDEN, GA; ELLABELL, GA; FLEMING, GA; FORT STEWART, GA; GUYTON, GA; HINESVILLE, GA; MELDRIM, GA; MIDWAY, GA; NEWINGTON, GA; PEMBROKE, GA; POOLER, GA; RICHMOND HILL, GA; RINCON, GA; SAVANNAH, GA; SPRINGFIELD, GA; TYBEE ISLAND, GA

Economics:

| Indiv Tax Returns | Cum Indiv Income | Co Tax Returns | Cum Co Income |
|-------------------|------------------|----------------|---------------|
| 195070 | 10446053000 | 9230 | 259575000 |

Entity Counts:

| Org Type | Count |
|----------|-------|
| Company | 45 |

45 IP-based companies out of 9230 business tax returns = 0.49% in IP company density.

| Year Est Population | Inventors | Inv / 1000 | Patents | Local Cos | Art Classes |
|---------------------|-----------|------------|---------|-----------|-------------|
| 2005 | 28 | | 24 | 7 | 19 |
| 2006 | 32 | | 22 | 6 | 18 |
| 2007 | 25 | | 19 | 6 | 16 |
| 2008 | 18 | | 17 | 7 | 15 |
| 2009 | 22 | | 16 | 5 | 14 |
| 2010 347611 | 29 | 0.08 | 26 | 3 | 22 |
| 2011 355913 | 46 | 0.13 | 37 | 8 | 29 |
| 2012 362293 | 35 | 0.1 | 44 | 10 | 31 |
| 2013 366049 | 41 | 0.11 | 28 | 8 | 26 |
| 2014 372708 | 53 | 0.14 | 40 | 10 | 30 |

| Inventors | Patents |
|-------------|---------|
| Totals: 232 | 273 |

Top 25 Art Classes:

| Art Class (code) | Patents | % this metro | % top 250 |
|---|---------|--------------|-----------|
| Aeronautics and astronautics... (244) | 10 | 3.7% | 0.4% |
| Data processing: artificial intelligence... (706) | 9 | 3.3% | 0.2% |
| Firearms... (42) | 9 | 3.3% | 0.7% |
| Surgery... (606) | 9 | 3.3% | 0.1% |
| Chemistry of inorganic compounds... (423) | 8 | 2.9% | 0.3% |
| Communications: electrical... (340) | 8 | 2.9% | 0.1% |
| Paper making and fiber liberation... (162) | 8 | 2.9% | 0.7% |
| Drug, bio-affecting and body treating compositions... (424) | 7 | 2.6% | 0% |
| Synthetic resins or natural rubbers -- part of the... (525) | 7 | 2.6% | 0.2% |
| Textiles: fiber preparation... (19) | 7 | 2.6% | 18.9% |
| Stock material or miscellaneous articles... (428) | 6 | 2.2% | 0.1% |
| Land vehicles: bodies and tops... (296) | 5 | 1.8% | 0.1% |
| Liquid purification or separation... (210) | 5 | 1.8% | 0.1% |
| Mineral oils: processes and products... (208) | 5 | 1.8% | 0.4% |
| Special receptacle or package... (206) | 5 | 1.8% | 0.2% |
| Surgery: light, thermal, and electrical applicatio... (607) | 5 | 1.8% | 0.1% |
| Data processing: vehicles, navigation, and relativ... (701) | 4 | 1.5% | 0% |

| | | | |
|---|---|------|------|
| Gas and liquid contact apparatus... (261) | 4 | 1.5% | 0.8% |
| Image analysis... (382) | 4 | 1.5% | 0% |
| Supports... (248) | 4 | 1.5% | 0.1% |
| Synthetic resins or natural rubbers -- part of the... (528) | 4 | 1.5% | 0.2% |
| Data processing: financial, business practice, man... (705) | 3 | 1.1% | 0% |
| Chemical apparatus and process disinfecting, deodo... (422) | 3 | 1.1% | 0.1% |
| Fluid handling... (137) | 3 | 1.1% | 0.1% |
| Handling: hand and hoist-line implements... (294) | 3 | 1.1% | 0.2% |

Patents (by local inventors) assigned to local companies (top 25 or less):
 NOTE: this company count is likely less than the total company account above because the above count includes local companies with non-local inventors.

| Company Name | Patents |
|---|---------|
| Gulfstream Aerospace Corporation | 36 |
| Lummus Corporation | 9 |
| Health Discovery Corporation | 5 |
| Enuresis Solutions LLC | 4 |
| Geraghty, LLC | 3 |
| Southeastern Medical Technologies, LLC | 3 |
| Neurospine Innovations And Solutions, LLC | 2 |
| Sensor Tech, Inc. | 2 |
| Tri Senx Holdings, Inc. | 2 |
| RTC, Inc. | 1 |
| Release Marine | 1 |
| Profiscient Technology, Inc. | 1 |
| Omega Energy Systems, LLC | 1 |
| Manufacturing and Process Technologies, L.L.C. | 1 |
| Galletta Aerator, LLC | 1 |
| Ligos Corporation | 1 |
| KBRS Manufacturing, Inc. | 1 |
| Innomed, Inc. | 1 |
| GP Innovative Concepts, LLC | 1 |
| Goodwill Industries of the Coastal Empire, Inc. | 1 |
| Global Plasma Solutions, LLC | 1 |
| EM Industries, Inc. | 1 |
| CTS Solutions, LLC | 1 |
| Complete Consent, LLC | 1 |
| Carver, Inc. | 1 |

Top 25 (or less) local inventors:

| Inventor | Company | Patents |
|------------------------|---|---------|
| Marvin C. Daniel | Daniel Defense, Inc. | 11 |
| Shahram Shariff | Premark FEG L.L.C. | 9 |
| Mark S. Pavlin | Arizona Chemical Company | 8 |
| Donald C. Howe | Gulfstream Aerospace Corporation | 7 |
| Albert A. Vierheilig | Intercat, Inc. | 6 |
| Bradley A. Heiges | BHDL Holdings, LLC | 6 |
| John M. Jones | Great Dane Limited Partnership | 6 |
| Andrew Fulford | Gulfstream Aerospace Corporation | 5 |
| Eric M. Rice | Daniel Defense, Inc. | 5 |
| Mark S. Pavlin | Arizona Chemical Company, LLC | 5 |
| Charles R. Fetz | Great Dane Limited Partnership | 4 |
| Daniel J. McCormack | Great Dane Limited Partnership | 4 |
| Gerald B. Ash, Jr. | Daniel Defense, Inc. | 4 |
| Jeremy Rowland | International Business Machines Corporation | 4 |
| Jukka Matti Hirvonen | Gulfstream Aerospace Corporation | 4 |
| Kaiomars P. Anklesaria | Enuresis Solutions LLC | 4 |
| Kevin Sethapun | Gulfstream Aerospace Corporation | 4 |
| Samuel A. Rummel | Premark FEG L.L.C. | 4 |

| | | |
|-----------------------|----------------------------------|---|
| Shiyu Chen | Premark FEG L.L.C. | 4 |
| Andrew Foose | Gulfstream Aerospace Corporation | 3 |
| Arran Bibby | Ahura Scientific Inc. | 3 |
| Corey Howard Metcalfe | Fats, Inc. | 3 |
| David Charles Hornick | Gulfstream Aerospace Corporation | 3 |
| Donald Van Doorn | Lummus Corporation | 3 |
| Ghassan AlRegib | Cisco Technology, Inc. | 3 |

> SCRANTON--WILKES-BARRE, PA [42540]

List of 81 included communities:

ARCHBALD, PA; BEACH HAVEN, PA; BEAR CREEK, PA; BEAVER MEADOWS, PA; BENTON, PA; BERWICK, PA; BLAKESLEE, PA; BLOOMSBURG, PA; CAMBRA, PA; CARBONDALE, PA; CHINCHILLA, PA; CLARKS SUMMIT, PA; CONYNGHAM, PA; DALLAS, PA; DALTON, PA; DRIFTON, PA; DRUMS, PA; DURYEY, PA; DUSHORE, PA; EBERVALE, PA; ELMHURST, PA; FACTORYVILLE, PA; FALLS, PA; FLEETVILLE, PA; FOREST CITY, PA; FREELAND, PA; GLEN LYON, PA; GOULDSBORO, PA; HARLEIGH, PA; HARVEYS LAKE, PA; HAZLETON, PA; HUNLOCK CREEK, PA; HUNTINGTON MILLS, PA; JERMYN, PA; JESSUP, PA; KINGSTON, PA; LA PLUME, PA; LACEYVILLE, PA; LAKE ARIEL, PA; LAKE WINOLA, PA; LATTIMER MINES, PA; LEHMAN, PA; LUZERNE, PA; MEHOOPANY, PA; MESHOPPEN, PA; MILNESVILLE, PA; MOOSIC, PA; MOSCOW, PA; MOUNTAIN TOP, PA; NANTICOKE, PA; NESCOPECK, PA; NICHOLSON, PA; NOXEN, PA; NUREMBERG, PA; OLD FORGE, PA; OLYPHANT, PA; PECKVILLE, PA; PITTSTON, PA; PLYMOUTH, PA; RANSOM, PA; ROCK GLEN, PA; SAINT JOHNS, PA; SCRANTON, PA; SHAVERTOWN, PA; SHAWANESE, PA; SHICKSHINNY, PA; SPRINGVILLE, PA; STILLWATER, PA; SUGARLOAF, PA; SWEET VALLEY, PA; SYBERTSVILLE, PA; TAYLOR, PA; TUNKHANNOCK, PA; WAPWALLOPEN, PA; WAVERLY, PA; WAYMART, PA; WEATHERLY, PA; WESTON, PA; WHITE HAVEN, PA; WILKES BARRE, PA; WYOMING, PA

Economics:

| Indiv Tax Returns | Cum Indiv Income | Co Tax Returns | Cum Co Income |
|-------------------|------------------|----------------|---------------|
| 343930 | 17241045000 | 15440 | 556621000 |

Entity Counts:

| Org Type | Count |
|----------|-------|
| Company | 47 |
| HigherEd | 1 |

47 IP-based companies out of 15440 business tax returns = 0.3% in IP company density.

| Year | Est Population | Inventors | Inv / 1000 | Patents | Local Cos | Art Classes |
|------|----------------|-----------|------------|---------|-----------|-------------|
| 2005 | | 53 | | 58 | 7 | 37 |
| 2006 | | 43 | | 57 | 11 | 35 |
| 2007 | | 50 | | 73 | 10 | 41 |
| 2008 | | 56 | | 73 | 6 | 39 |
| 2009 | | 69 | | 72 | 5 | 40 |
| 2010 | 563631 | 57 | 0.1 | 61 | 7 | 39 |
| 2011 | 563913 | 56 | 0.1 | 56 | 6 | 34 |
| 2012 | 564134 | 66 | 0.12 | 65 | 11 | 43 |
| 2013 | 561838 | 62 | 0.11 | 68 | 12 | 42 |
| 2014 | 559679 | 76 | 0.14 | 89 | 9 | 47 |

| Inventors | Patents |
|-------------|---------|
| Totals: 366 | 672 |

Top 25 Art Classes:

| Art Class (code) | Patents | % this metro | % top 250 |
|---|---------|--------------|-----------|
| Electricity: conductors and insulators... (174) | 68 | 10.1% | 2.3% |
| Active solid-state devices (e.g., transistors, sol... (257) | 38 | 5.7% | 0.2% |
| Surgery... (600) | 33 | 4.9% | 0.3% |
| Land vehicles... (280) | 21 | 3.1% | 0.4% |
| Supports... (248) | 21 | 3.1% | 0.7% |
| Motor vehicles... (180) | 18 | 2.7% | 0.8% |
| Stock material or miscellaneous articles... (428) | 18 | 2.7% | 0.2% |

| | | | |
|---|----|------|------|
| Semiconductor device manufacturing: process... (438) | 15 | 2.2% | 0.1% |
| Compositions... (252) | 14 | 2.1% | 0.7% |
| Adhesive bonding and miscellaneous chemical manufa... (156) | 11 | 1.6% | 0.3% |
| Illumination... (362) | 11 | 1.6% | 0.2% |
| Supports: racks... (211) | 11 | 1.6% | 0.9% |
| Electrical connectors... (439) | 10 | 1.5% | 0.1% |
| Data processing: financial, business practice, man... (705) | 9 | 1.3% | 0% |
| Static information storage and retrieval... (365) | 9 | 1.3% | 0.1% |
| Chairs and seats... (297) | 8 | 1.2% | 0.3% |
| Compositions: ceramic... (501) | 8 | 1.2% | 2.2% |
| Data processing: structural design, modeling, simu... (703) | 8 | 1.2% | 0.2% |
| Electrical computers and digital processing system... (709) | 8 | 1.2% | 0% |
| Liquid purification or separation... (210) | 8 | 1.2% | 0.2% |
| Winding, tensioning, or guiding... (242) | 8 | 1.2% | 0.8% |
| Cleaning compositions for solid surfaces, auxiliar... (510) | 7 | 1% | 0.4% |
| Buckles, buttons, clasps, etc.... (24) | 7 | 1% | 1% |
| Solid material comminution or disintegration... (241) | 7 | 1% | 0.6% |
| Apparel... (2) | 6 | 0.9% | 0.8% |

Patents (by local inventors) assigned to local companies (top 25 or less):
 NOTE: this company count is likely less than the total company account above
 because the above count includes local companies with non-local inventors.

| Company Name | Patents |
|------------------------------------|---------|
| Arlington Industries, Inc. | 91 |
| Gentex Corporation | 24 |
| AZEK Building Products, Inc. | 16 |
| Dyco, Inc. | 7 |
| The University of Scranton | 5 |
| Golden Technologies, Inc. | 4 |
| Schott Glass Technologies, Inc. | 4 |
| Laminations, Inc. | 3 |
| Miracle Straw Corporation, Inc. | 3 |
| Recarbon Corp. | 3 |
| WEA Manufacturing, Inc. | 3 |
| Arlington Industries, Inc. | 2 |
| Feinstein Patents LLC | 2 |
| Minus 100, LLC | 2 |
| SKM Industries, Inc. | 2 |
| The Commonwealth Medical College | 2 |
| Printmark Industries, Inc. | 1 |
| Polyglass U.S.A., Inc. | 1 |
| Polyglass U.S.A. Inc. | 1 |
| Noble Fiber Technologies, LLC | 1 |
| NEPA Innovations | 1 |
| Material Innovations Manufacturing | 1 |
| Kartri Sales Company, Inc. | 1 |
| Garland Commercial Industries, LLC | 1 |
| Exeter Architectural Products | 1 |

Top 25 (or less) local inventors:

| Inventor | Company | Patents |
|-------------------|-------------------------------------|---------|
| Thomas J. Gretz | Arlington Industries, Inc. | 94 |
| Scot Martinelli | NuVasive, Inc. | 44 |
| Joseph A. Yedinak | Fairchild Semiconductor Corporation | 16 |
| James P. Mulhern | Pride Mobility Products Corporation | 13 |
| Joseph F. Kologe | Trion Industries, Inc. | 13 |
| Dennis E. Dudeck | Agere Systems Inc. | 12 |
| Thomas M. Snyder | Osram Sylvania Inc. | 12 |
| Michael Gori | AZEK Building Products, Inc. | 10 |

| | | |
|----------------------------|-------------------------------------|---|
| Robert A. Sallavanti | Gentex Corporation | 9 |
| Raymond C. Eble | Pretium Packaging, L.L.C. | 8 |
| Scott M. Hartley | Gentex Corporation | 8 |
| Thomas E. Grebs | Fairchild Semiconductor Corporation | 8 |
| Carl J Witkowski | Guard Insurance Group | 7 |
| Gary Dolny | Fairchild Semiconductor Corporation | 7 |
| Kwesi Agyin | AZEK Building Products, Inc. | 7 |
| Mark Dirsia | Koehler-Bright Star, Inc. | 7 |
| Peter D. Yohe | Dyco, Inc. | 7 |
| Christopher L. Rexer | Fairchild Semiconductor Corporation | 6 |
| John A. Mensinger | Lutron Electronics Co., Inc. | 6 |
| Joseph S. Hayden | Schott AG | 6 |
| Ronald H. Cordingly | Dyco, Inc. | 6 |
| Thomas M. Walski | Bentley Systems, Incorporated | 6 |
| Christopher Boguslaw Kocon | Fairchild Semiconductor Corporation | 5 |
| Christopher Boguslaw Kocon | Texas Instruments Incorporated | 5 |
| Jeffrey C. Olson | Metro Industries Inc. | 5 |

> SEATTLE-TACOMA-BELLEVUE, WA [42660]

List of 90 included communities:

ANDERSON ISLAND, WA; ARLINGTON, WA; ASHFORD, WA; AUBURN, WA; BARING, WA; BELFAIR, WA; BELLEVUE, WA; BLACK DIAMOND, WA; BONNEY LAKE, WA; BOTHELL, WA; BUCKLEY, WA; BURTON, WA; CAMANO ISLAND, WA; CAMP MURRAY, WA; CARONADO, WA; CARNATION, WA; DARRINGTON, WA; DUPONT, WA; DUVALL, WA; EATONVILLE, WA; EDMONDS, WA; ELBE, WA; ENUMCLAW, WA; EVERETT, WA; FALL CITY, WA; FEDERAL WAY, WA; FOX ISLAND, WA; GIG HARBOR, WA; GOLD BAR, WA; GRAHAM, WA; GRANITE FALLS, WA; HOBART, WA; INDEX, WA; ISSAQUAH, WA; KAPOWSIN, WA; KENMORE, WA; KENT, WA; KIRKLAND, WA; LA GRANDE, WA; LAKE STEVENS, WA; LAKEBAY, WA; LAKEWOOD, WA; LONGBRANCH, WA; LONGMIRE, WA; LYNNWOOD, WA; MAPLE VALLEY, WA; MARYSVILLE, WA; MCCHORD AFB, WA; MCKENNA, WA; MEDINA, WA; MERCER ISLAND, WA; MILL CREEK, WA; MILTON, WA; MONROE, WA; MOUNTLAKE TERRACE, WA; MUKILTEO, WA; NORTH BEND, WA; NORTH LAKEWOOD, WA; ORTING, WA; PACIFIC, WA; PARADISE INN, WA; PRESTON, WA; PUYALLUP, WA; RAVENSDALE, WA; REDMOND, WA; REDONDO, WA; RENTON, WA; ROY, WA; SAMMAMISH, WA; SEAHURST, WA; SEATTLE, WA; SILVANA, WA; SKYKOMISH, WA; SNOHOMISH, WA; SNOQUALMIE PASS, WA; SNOQUALMIE, WA; SOUTH PRAIRIE, WA; SPANAWAY, WA; STANWOOD, WA; STARTUP, WA; STEILACOOM, WA; SULTAN, WA; SUMNER, WA; TACOMA, WA; UNIVERSITY PLACE, WA; VASHON, WA; VAUGHN, WA; WAUNA, WA; WILKESON, WA; WOODINVILLE, WA

Economics:

| Indiv Tax Returns | Cum Indiv Income | Co Tax Returns | Cum Co Income |
|-------------------|------------------|----------------|---------------|
| 1816400 | 146918605000 | 112130 | 4832267000 |

Entity Counts:

| Org Type | Count |
|------------|-------|
| Company | 1581 |
| Foundation | 2 |
| HigherEd | 17 |

1581 IP-based companies out of 112130 business tax returns = 1.41% in IP company density.

| Year | Est Population | Inventors | Inv / 1000 | Patents | Local Cos | Art Classes |
|------|----------------|-----------|------------|---------|-----------|-------------|
| 2005 | | 2910 | | 1841 | 232 | 238 |
| 2006 | | 4046 | | 2819 | 280 | 261 |
| 2007 | | 4611 | | 2909 | 255 | 230 |
| 2008 | | 5471 | | 3263 | 260 | 240 |
| 2009 | | 6922 | | 4176 | 247 | 254 |
| 2010 | 3439809 | 8347 | 2.43 | 5201 | 315 | 282 |
| 2011 | 3498020 | 7945 | 2.27 | 4734 | 318 | 275 |
| 2012 | 3553831 | 8757 | 2.46 | 5394 | 360 | 289 |
| 2013 | 3613621 | 9858 | 2.73 | 6304 | 380 | 302 |
| 2014 | 3671478 | 11655 | 3.17 | 7405 | 410 | 289 |

| Inventors | Patents |
|---------------|---------|
| Totals: 36499 | 44046 |

Top 25 Art Classes:

| Art Class (code) | Patents | % this metro | % top 250 |
|---|---------|--------------|-----------|
| Data processing: database and file management or d... (707) | 4069 | 9.2% | 17.4% |
| Electrical computers and digital processing system... (709) | 3582 | 8.1% | 13.9% |
| Data processing: presentation processing of docume... (715) | 2323 | 5.3% | 23.4% |
| Data processing: financial, business practice, man... (705) | 1707 | 3.9% | 7.5% |
| Computer graphics processing and selective visual ... (345) | 1621 | 3.7% | 13.6% |

| | | | |
|---|------|------|-------|
| Data processing: software development, installatio... (717) | 1621 | 3.7% | 21.4% |
| Information security... (726) | 1505 | 3.4% | 16.3% |
| Telecommunications... (455) | 1476 | 3.4% | 6.6% |
| Electrical computers and digital processing system... (713) | 1432 | 3.3% | 11.8% |
| Image analysis... (382) | 1355 | 3.1% | 9.7% |
| Multiplex communications... (370) | 1149 | 2.6% | 3.5% |
| Data processing: speech signal processing, linguis... (704) | 892 | 2% | 17.3% |
| Chemistry: molecular biology and microbiology... (435) | 719 | 1.6% | 4% |
| Error detection/correction and fault detection/rec... (714) | 692 | 1.6% | 5.9% |
| Electrical computers and digital processing system... (711) | 688 | 1.6% | 6.1% |
| Electrical computers and digital processing system... (719) | 654 | 1.5% | 25.7% |
| Drug, bio-affecting and body treating compositions... (424) | 611 | 1.4% | 4% |
| Data processing: vehicles, navigation, and relativ... (701) | 576 | 1.3% | 6.5% |
| Surgery... (600) | 574 | 1.3% | 5.1% |
| Communications: electrical... (340) | 569 | 1.3% | 4.8% |
| Aeronautics and astronautics... (244) | 568 | 1.3% | 20.7% |
| Drug, bio-affecting and body treating compositions... (514) | 483 | 1.1% | 2.1% |
| Surgery: light, thermal, and electrical applicatio... (607) | 478 | 1.1% | 6.6% |
| Data processing: artificial intelligence... (706) | 463 | 1.1% | 12.5% |
| Electrical computers and digital processing system... (718) | 462 | 1% | 14.2% |

Patents (by local inventors) assigned to local companies (top 25 or less):
 NOTE: this company count is likely less than the total company account above
 because the above count includes local companies with non-local inventors.

| Company Name | Patents |
|--|---------|
| Microsoft Corporation | 20771 |
| Microsoft Technology Licensing, LLC | 1464 |
| The Invention Science Fund I, LLC | 898 |
| University of Washington | 496 |
| Amazon Technologies, Inc. | 340 |
| ZymoGenetics, Inc. | 325 |
| Elwha LLC | 231 |
| T-Mobile USA, Inc. | 181 |
| Paccar Inc | 176 |
| Impinj, Inc. | 175 |
| Microvision, Inc. | 172 |
| Fluke Corporation | 162 |
| Progressive International Corporation | 158 |
| Microsoft Corp. | 152 |
| Pacific Market International, LLC | 145 |
| Chef'N Corporation | 143 |
| F5 Networks, Inc. | 140 |
| Weyerhaeuser NR Company | 130 |
| Mikron Industries, Inc. | 123 |
| Amazon.com, Inc. | 99 |
| The Boeing Company | 99 |
| University of Washington through its Center for Commercializ | 95 |
| Merlin Technology, Inc. | 87 |
| Intermec IP Corp. | 81 |
| RealNetworks, Inc. | 80 |

Top 25 (or less) local inventors:

| Inventor | Company | Patents |
|----------------------|-----------------------------------|---------|
| Lowell L. Wood, Jr. | The Invention Science Fund I, LLC | 499 |
| Edward K. Y. Jung | The Invention Science Fund I, LLC | 453 |
| Roderick A. Hyde | The Invention Science Fund I, LLC | 376 |
| Mark A. Malamud | The Invention Science Fund I, LLC | 339 |
| John D. Rinaldo, Jr. | The Invention Science Fund I, LLC | 319 |
| Robert W. Lord | The Invention Science Fund I, LLC | 302 |

| | | |
|--------------------------------|-----------------------------------|-----|
| Clarence T. Tegreene | The Invention Science Fund I, LLC | 298 |
| Vincent J. Zimmer | Intel Corporation | 279 |
| Nathan P. Myhrvold | The Invention Science Fund I, LLC | 216 |
| Michael A. Rothman | Intel Corporation | 203 |
| Eric J. Horvitz | Microsoft Corporation | 171 |
| Roderick A. Hyde | ELWHA LLC | 169 |
| Jordin T. Kare | The Invention Science Fund I, LLC | 164 |
| Lowell L. Wood, Jr. | Elwha LLC | 143 |
| Elizabeth A. Sweeney | The Invention Science Fund I, LLC | 140 |
| Alejandro Acero | Microsoft Corporation | 123 |
| Jordin T. Kare | ELWHA LLC | 116 |
| Carl J. Ledbetter | Microsoft Corporation | 111 |
| Paul England | Microsoft Corporation | 110 |
| Clarence T. Tegreene | Elwha LLC | 108 |
| Kieran Phelan | Microsoft Corporation | 105 |
| Greg S. Melander | Microsoft Corporation | 101 |
| Henricus Johannes Maria Meijer | Microsoft Corporation | 99 |
| Zhengyou Zhang | Microsoft Corporation | 93 |
| Gary E. Georgeson | The Boeing Company | 92 |

> SHREVEPORT-BOSSIER CITY, LA [43340]

List of 35 included communities:

BARKSDALE AFB, LA; BELCHER, LA; BENTON, LA; BETHANY, LA; BLANCHARD, LA; BOSSIER CITY, LA; CONVERSE, LA; COTTON VALLEY, LA; DOYLINE, LA; ELM GROVE, LA; FRIERSON, LA; GILLIAM, LA; GLOSTER, LA; GRAND CANE, LA; GREENWOOD, LA; HAUGHTON, LA; HOSSTON, LA; IDA, LA; KEATCHIE, LA; KEITHVILLE, LA; LOGANSPOUR, LA; LONGSTREET, LA; MANSFIELD, LA; MOORINGSPOUR, LA; OIL CITY, LA; PELICAN, LA; PLAIN DEALING, LA; PLEASANT HILL, LA; PRINCETON, LA; RODESSA, LA; SAREPTA, LA; SHREVEPORT, LA; SPRINGHILL, LA; STONEWALL, LA; VIVIAN, LA

Economics:

| Indiv Tax Returns | Cum Indiv Income | Co Tax Returns | Cum Co Income |
|-------------------|------------------|----------------|---------------|
| 232280 | 12138554000 | 10730 | 392068000 |

Entity Counts:

| Org Type | Count |
|----------|-------|
| Company | 39 |
| HigherEd | 4 |

39 IP-based companies out of 10730 business tax returns = 0.36% in IP company density.

| Year | Est Population | Inventors | Inv / 1000 | Patents | Local Cos | Art Classes |
|------|----------------|-----------|------------|---------|-----------|-------------|
| 2005 | | 21 | | 14 | 5 | 13 |
| 2006 | | 25 | | 29 | 7 | 21 |
| 2007 | | 11 | | 9 | 2 | 9 |
| 2008 | | 19 | | 22 | 2 | 20 |
| 2009 | | 27 | | 25 | 7 | 21 |
| 2010 | 439811 | 36 | 0.08 | 40 | 12 | 27 |
| 2011 | 445021 | 33 | 0.07 | 39 | 4 | 22 |
| 2012 | 448379 | 53 | 0.12 | 44 | 5 | 28 |
| 2013 | 446825 | 37 | 0.08 | 38 | 5 | 22 |
| 2014 | 445142 | 45 | 0.1 | 38 | 11 | 32 |

| Inventors | Patents |
|-------------|---------|
| Totals: 233 | 298 |

Top 25 Art Classes:

| Art Class (code) | Patents | % this metro | % top 250 |
|---|---------|--------------|-----------|
| Paper making and fiber liberation... (162) | 23 | 7.7% | 1.9% |
| Drug, bio-affecting and body treating compositions... (514) | 19 | 6.4% | 0.1% |
| Wells... (166) | 15 | 5% | 0.2% |
| Textiles: weaving... (139) | 12 | 4% | 9.8% |
| Animal husbandry... (119) | 9 | 3% | 0.5% |
| Surgery... (606) | 8 | 2.7% | 0.1% |
| Chemistry of hydrocarbon compounds... (585) | 7 | 2.3% | 0.4% |
| Land vehicles... (280) | 7 | 2.3% | 0.1% |
| Internal-combustion engines... (123) | 6 | 2% | 0.1% |
| Surgery... (600) | 6 | 2% | 0.1% |
| Communications: electrical... (340) | 5 | 1.7% | 0% |
| Drug, bio-affecting and body treating compositions... (424) | 5 | 1.7% | 0% |
| Games using tangible projectile... (473) | 5 | 1.7% | 0.1% |

| | | | |
|---|---|------|------|
| Supports: cabinet structure... (312) | 5 | 1.7% | 0.7% |
| Boring or penetrating the earth... (175) | 4 | 1.3% | 0.2% |
| Data processing: database and file management or d... (707) | 4 | 1.3% | 0% |
| Data processing: generic control systems or specif... (700) | 4 | 1.3% | 0.1% |
| Electrical computers and digital processing system... (709) | 4 | 1.3% | 0% |
| Electrical connectors... (439) | 4 | 1.3% | 0.1% |
| Fluid sprinkling, spraying, and diffusing... (239) | 4 | 1.3% | 0.2% |
| Food or edible material: processes, compositions, ... (426) | 4 | 1.3% | 0.2% |
| Surgery... (128) | 4 | 1.3% | 0.1% |
| Data processing: financial, business practice, man... (705) | 3 | 1% | 0% |
| Dentistry... (433) | 3 | 1% | 0.3% |
| Chemistry: molecular biology and microbiology... (435) | 3 | 1% | 0% |

Patents (by local inventors) assigned to local companies (top 25 or less):
 NOTE: this company count is likely less than the total company account above
 because the above count includes local companies with non-local inventors.

| Company Name | Patents |
|--|---------|
| Hardware Resources, Inc. | 39 |
| Boss Technology Systems, Inc. | 8 |
| Frymaster L.L.C. | 4 |
| Praeses Corporation | 3 |
| Precision Sports Robotics, LLC | 3 |
| Sage Pharmaceuticals, Inc. | 3 |
| Board of Supervisors of Louisiana State University And Agric | 2 |
| Interactive Neuroscience Center, LLC | 2 |
| MB Industries, LLC | 2 |
| Louisiana State University Health Sciences Center Office of | 2 |
| Angel Petroleum Technologies LLC | 2 |
| The Board of Supervisors of Louisiana State University and A | 2 |
| The Frymaster Corporation | 2 |
| TSE International, Inc. | 2 |
| McElroy Metal, Inc. | 1 |
| Ellis Fibre USA | 1 |
| Early Detection, LLC | 1 |
| Lamplight Development, LLC | 1 |
| Kairos Corporation | 1 |
| J & L Group International, LLC. | 1 |
| J & L Group International, LLC | 1 |
| Innovative Outdoors, L.L.C. | 1 |
| Inferno Manufacturing Corporation | 1 |
| Hendrix Manufacturing, Ltd. | 1 |
| Hardware Resources, Inc | 1 |

Top 25 (or less) local inventors:

| Inventor | Company | Patents |
|-------------------------|---|---------|
| Scott Quigley | Voith Patent GmbH | 20 |
| Ashley Marie Owens | Hardware Resources, Inc. | 13 |
| Wendy Hanes | Hardware Resources, Inc. | 11 |
| Mark Jeffrey Lowe | Hardware Resources, Inc. | 10 |
| Henry M. Craig, III | Boss Technology Systems, Inc. | 8 |
| Howard G. Denison | Boss Technology Systems, Inc. | 8 |
| Patrick C. Whitchurch | UOP LLC | 8 |
| Jeffrey W. Harvill, Sr. | Power Feed-Thru Systems & Connectors, LLC | 5 |
| Pierce Nunley | K2M, Inc. | 4 |
| Rodney W. Tynes | Husqvarna Outdoor Products Inc. | 4 |
| Brian W. Sledge | International Business Machines Corporation | 3 |
| Dennis Randall Duron | Precision Sports Robotics, LLC | 3 |
| Jeffery Manuel Key | Praeses Corporation | 3 |
| Jivn-Ren Chen | Sage Pharmaceuticals, Inc. | 3 |

| | | |
|---------------------------|--|---|
| Martin Feelisch | Johns Hopkins University | 3 |
| Martin Feelisch | The Regents of the University of California | 3 |
| Martin Feelisch | The United States of America as represented by the | 3 |
| Mohammed Boudrare | Smith International, Inc. | 3 |
| Robert Steven Allen | T-3 Property Holdings, Inc. | 3 |
| Romulo J. Cucjen | Precision Sports Robotics, LLC | 3 |
| Scott D. Quigley | Voith Patent GmbH | 3 |
| Scott Quigley | Albany International Corp. | 3 |
| Udhaya Bhaskar Nallamottu | Hardware Resources, Inc. | 3 |
| Alok Khandelwal | Louisiana State University Health Sciences Center | 2 |
| Alok Khandelwal | Nanocopoeia, Inc. | 2 |

> SIOUX CITY, IA-NE-SD [43580]

List of 47 included communities:

AKRON, IA; ALCESTER, SD; ALLEN, NE; ANTHON, IA; BATTLE CREEK, IA; BERESFORD, SD; BRONSON, IA; BURBANK, SD; CLIMBING HILL, IA; CONCORD, NE; CORRECTIONVILLE, IA; CUSHING, IA; DAKOTA CITY, NE; DANBURY, IA; DIXON, NE; ELK POINT, SD; EMERSON, NE; HARTINGTON, NE; HAWARDEN, IA; HOMER, NE; HORNICK, IA; HUBBARD, NE; HUDSON, SD; JACKSON, NE; JEFFERSON, SD; KINGSLEY, IA; LAUREL, NE; LAWTON, IA; MAPLETON, IA; MASKELL, NE; MOVILLE, IA; NEWCASTLE, NE; NORTH SIOUX CITY, SD; OTO, IA; PIERSON, IA; PONCA, NE; SALIX, IA; SERGEANT BLUFF, IA; SIOUX CITY, IA; SLOAN, IA; SMITHLAND, IA; SOUTH SIOUX CITY, NE; WAKEFIELD, NE; WASHTA, IA; WATERBURY, NE; WAYNE, NE; WYNOT, NE

Economics:

| Indiv Tax Returns | Cum Indiv Income | Co Tax Returns | Cum Co Income |
|-------------------|------------------|----------------|---------------|
| 78820 | 4447229000 | 4730 | 102785000 |

Entity Counts:

| Org Type | Count |
|----------|-------|
| Company | 18 |

18 IP-based companies out of 4730 business tax returns = 0.38% in IP company density.

| Year Est Population | Inventors | Inv / 1000 | Patents | Local Cos | Art Classes |
|---------------------|-----------|------------|---------|-----------|-------------|
| 2005 | 34 | | 31 | 2 | 19 |
| 2006 | 35 | | 35 | 3 | 24 |
| 2007 | 15 | | 16 | 2 | 12 |
| 2008 | 24 | | 22 | 1 | 18 |
| 2009 | 24 | | 20 | 1 | 16 |
| 2010 168563 | 22 | 0.13 | 23 | 2 | 17 |
| 2011 168940 | 17 | 0.1 | 23 | 3 | 15 |
| 2012 168796 | 21 | 0.12 | 25 | 4 | 15 |
| 2013 168785 | 24 | 0.14 | 27 | 7 | 21 |
| 2014 168806 | 21 | 0.12 | 20 | 2 | 18 |

| Inventors | Patents |
|-------------|---------|
| Totals: 159 | 242 |

Top 25 Art Classes:

| Art Class (code) | Patents | % this metro | % top 250 |
|---|---------|--------------|-----------|
| Land vehicles... (280) | 19 | 7.9% | 0.4% |
| Electricity: electrical systems and devices... (361) | 17 | 7% | 0.2% |
| Butchering... (452) | 12 | 5% | 3% |
| Land vehicles: bodies and tops... (296) | 12 | 5% | 0.3% |
| Data processing: presentation processing of docume... (715) | 11 | 4.5% | 0.1% |
| Land vehicles: dumping... (298) | 10 | 4.1% | 0.5% |
| Electrical computers and digital processing system... (713) | 7 | 2.9% | 0.1% |
| Conveyors: power-driven... (198) | 6 | 2.5% | 0.5% |
| Electrical computers and digital processing system... (709) | 6 | 2.5% | 0% |
| Data processing: financial, business practice, man... (705) | 5 | 2.1% | 0% |
| Optics: measuring and testing... (356) | 5 | 2.1% | 0.1% |
| Surgery... (604) | 5 | 2.1% | 0.1% |
| Drug, bio-affecting and body treating compositions... (514) | 4 | 1.7% | 0% |

| | | | |
|---|---|------|------|
| Telecommunications... (455) | 4 | 1.7% | 0% |
| Data processing: software development, installatio... (717) | 3 | 1.2% | 0% |
| Animal husbandry... (119) | 3 | 1.2% | 0.2% |
| Envelopes, wrappers, and paperboard boxes... (229) | 3 | 1.2% | 0.5% |
| Facsimile and static presentation processing... (358) | 3 | 1.2% | 0.1% |
| Food or edible material: processes, compositions, ... (426) | 3 | 1.2% | 0.2% |
| Image analysis... (382) | 3 | 1.2% | 0% |
| Interactive video distribution systems... (725) | 3 | 1.2% | 0.1% |
| Metallurgical apparatus... (266) | 3 | 1.2% | 1.3% |
| Registers... (235) | 3 | 1.2% | 0% |
| Communications: electrical... (340) | 2 | 0.8% | 0% |
| Coating implements with material supply... (401) | 2 | 0.8% | 0.2% |

Patents (by local inventors) assigned to local companies (top 25 or less):
 NOTE: this company count is likely less than the total company account above because the above count includes local companies with non-local inventors.

| Company Name | Patents |
|--|---------|
| Industrial Design Fabrication & Installation, Inc. | 7 |
| Wolf Pack Products, LLC | 5 |
| Gateway, Inc. | 4 |
| Sioux City Tarp, Inc. | 3 |
| Phillips Kiln Services Ltd. | 2 |
| Sydell Incorporated | 2 |
| Sioux Corporation | 2 |
| Wilson Trailer Corporation | 1 |
| Wilson Trailer Company | 1 |
| Prince Manufacturing Corporation | 1 |
| Phillips Kiln Services, Ltd. | 1 |
| International Pipe Machinery Corporation | 1 |
| International Industries, Inc. | 1 |
| FLSmith Sioux City, Inc. | 1 |
| Electric Design to Market, Inc. | 1 |
| Eagle International, LLC | 1 |
| Aaladin Industries, Inc. | 1 |

Top 25 (or less) local inventors:

| Inventor | Company | Patents |
|-----------------------|--|---------|
| David R. Davis | Gateway Inc. | 9 |
| Glen J. Anderson | Gateway Inc. | 8 |
| Leslie Roeber | Automatic Equipment Manufacturing Company | 8 |
| Frank Liebenow | Gateway Inc. | 7 |
| Michael R. Spencer | Truxedo, Inc. | 7 |
| Andrew F. Johnke | Ortloff Engineers, Ltd. | 6 |
| Andrew F. Johnke | S.M.E. Products LP | 6 |
| Todd Jager | Industrial Design Fabrication & Installation, Inc. | 6 |
| Glen J. Anderson | Gateway, Inc. | 5 |
| Jennifer Kay Winquist | Wolf Pack Products, LLC | 5 |
| Les Roeber | Automatic Equipment Manufacturing Company | 5 |
| Robert Ewart | ConAgra Foods RDM, Inc. | 5 |
| Russell F. McKnight | Gateway Inc. | 5 |
| Jeffrey A. Simpson | Electronic Design To Market, Inc. | 4 |
| John Slump | J & J Solutions, Inc. | 4 |
| Donald William Bremer | Sioux City Tarp, Inc. | 3 |
| Douglas C. Shimonek | Adobe Systems Incorporated | 3 |
| Edward P. Flanigan | Gateway Inc. | 3 |
| Frank Liebenow | Gateway, Inc. | 3 |
| James M. Verros | SmithCo Mfg., Inc. | 3 |
| John E. Johnson | Tyson Fresh Meats, Inc. | 3 |
| Kaia L. Kloster | Alumend, LLC | 3 |

| | | |
|-----------------|-------------------------|---|
| Kurt Clement | Micron Technology, Inc. | 3 |
| Larry A. Nickum | Gateway Inc. | 3 |
| Larry L. Minter | Owen Industries, Inc. | 3 |

> SIOUX FALLS, SD [43620]

List of 45 included communities:

ALCESTER, SD; ALEXANDRIA, SD; BAL TIC, SD; BERESFORD, SD; BRANDON, SD; BRIDGEWATER, SD; CANISTOTA, SD; CANOVA, SD; CANTON, SD; CENTERVILLE, SD; CHANCELLOR, SD; CHESTER, SD; COLTON, SD; CROOKS, SD; DAVIS, SD; DELL RAPIDS, SD; EMERY, SD; FAIRVIEW, SD; FREEMAN, SD; GARRETSON, SD; HARRISBURG, SD; HARTFORD, SD; HUDSON, SD; HUMBOLDT, SD; HURLEY, SD; IRENE, SD; JASPER, MN; LENNOX, SD; LYONS, SD; MADISON, SD; MARION, SD; MENNO, SD; MONROE, SD; MONTROSE, SD; PARKER, SD; RENNER, SD; ROWENA, SD; SALEM, SD; SIOUX FALLS, SD; SPENCER, SD; TEA, SD; VALLEY SPRINGS, SD; VIBORG, SD; WAKONDA, SD; WORTHING, SD

Economics:

| Indiv Tax Returns | Cum Indiv Income | Co Tax Returns | Cum Co Income |
|-------------------|------------------|----------------|---------------|
| 186760 | 12175375000 | 14540 | 362571000 |

Entity Counts:

| Org Type | Count |
|----------|-------|
| Company | 45 |

45 IP-based companies out of 14540 business tax returns = 0.31% in IP company density.

| Year | Est Population | Inventors | Inv / 1000 | Patents | Local Cos | Art Classes |
|------|----------------|-----------|------------|---------|-----------|-------------|
| 2005 | | 27 | | 19 | 3 | 15 |
| 2006 | | 22 | | 19 | 4 | 14 |
| 2007 | | 30 | | 20 | 4 | 16 |
| 2008 | | 12 | | 14 | 5 | 10 |
| 2009 | | 24 | | 20 | 6 | 16 |
| 2010 | 228261 | 33 | 0.14 | 34 | 6 | 26 |
| 2011 | 232650 | 56 | 0.24 | 47 | 10 | 37 |
| 2012 | 237748 | 51 | 0.21 | 47 | 10 | 33 |
| 2013 | 243622 | 92 | 0.38 | 82 | 11 | 50 |
| 2014 | 248351 | 94 | 0.38 | 95 | 14 | 45 |

| Inventors | Patents |
|-------------|---------|
| Totals: 302 | 397 |

Top 25 Art Classes:

| Art Class (code) | Patents | % this metro | % top 250 |
|---|---------|--------------|-----------|
| Multicellular living organisms and unmodified part... (800) | 63 | 15.9% | 1.1% |
| Chemistry: molecular biology and microbiology... (435) | 18 | 4.5% | 0.1% |
| Data processing: financial, business practice, man... (705) | 12 | 3% | 0.1% |
| Drug, bio-affecting and body treating compositions... (424) | 9 | 2.3% | 0.1% |
| Land vehicles... (280) | 9 | 2.3% | 0.2% |
| Conveyors: fluid current... (406) | 8 | 2% | 1.2% |
| Electrical computers and digital processing system... (709) | 7 | 1.8% | 0% |
| Surgery... (604) | 7 | 1.8% | 0.1% |
| Data processing: measuring, calibrating, or testin... (702) | 6 | 1.5% | 0.1% |
| Fishing, trapping, and vermin destroying... (43) | 6 | 1.5% | 0.7% |
| Material or article handling... (414) | 6 | 1.5% | 0.5% |
| Stock material or miscellaneous articles... (428) | 6 | 1.5% | 0.1% |
| Surgery... (606) | 6 | 1.5% | 0% |
| Amusement devices: games... (273) | 5 | 1.3% | 0.4% |

| | | | |
|---|---|------|------|
| Closure fasteners... (292) | 5 | 1.3% | 0.4% |
| Illumination... (362) | 5 | 1.3% | 0.1% |
| Land vehicles: bodies and tops... (296) | 5 | 1.3% | 0.1% |
| Solid material comminution or disintegration... (241) | 5 | 1.3% | 0.5% |
| Television... (348) | 5 | 1.3% | 0.1% |
| Tool driving or impacting... (173) | 5 | 1.3% | 1.7% |
| Computer graphics processing and selective visual ... (345) | 4 | 1% | 0% |
| Data processing: database and file management or d... (707) | 4 | 1% | 0% |
| Crop threshing or separating... (460) | 4 | 1% | 2% |
| Data processing: vehicles, navigation, and relativ... (701) | 4 | 1% | 0% |
| Data processing: speech signal processing, linguis... (704) | 4 | 1% | 0.1% |

Patents (by local inventors) assigned to local companies (top 25 or less):
 NOTE: this company count is likely less than the total company account above
 because the above count includes local companies with non-local inventors.

| Company Name | Patents |
|------------------------------------|---------|
| POET Research, Inc. | 27 |
| Hurco Technologies, Inc. | 8 |
| Sioux Steel Company | 7 |
| BrightPlanet Corporation | 4 |
| LodgeNet Interactive Corporation | 4 |
| Metabank | 4 |
| Raven Industries, Inc. | 4 |
| Flagshooter, LLC | 3 |
| CEGA Innovations, LLC | 3 |
| Braasch Biotech LLC | 3 |
| Alumend, LLC | 3 |
| Sanford Health | 3 |
| Sonifi Solutions, Inc. | 3 |
| Alumend LLC | 2 |
| Adams Thermal Systems, Inc. | 2 |
| Asfora IP, LLC | 2 |
| Aquatech Bioenergy LLC | 2 |
| Dakota Sciences, Inc. | 2 |
| Nextstage Furniture, Inc. | 2 |
| Sencore, Inc. | 2 |
| Sioux Corporation | 2 |
| Luverne Truck Equipment, Inc. | 1 |
| LodgeNet Entertainment Corporation | 1 |
| Lifetime Enterprises, LLC | 1 |
| GoFish Tackle, LLC | 1 |

Top 25 (or less) local inventors:

| Inventor | Company | Patents |
|----------------------|-------------------------------------|---------|
| Peter Guzman | Monsanto Technology LLC | 48 |
| Debra K. Steiger | Pioneer Hi-Bred International, Inc. | 8 |
| Lyndon J. Hurley | Hurco Technologies, Inc. | 8 |
| Stephen M. Lewis | Poet Research, Inc. | 8 |
| David Hoffman | Monsanto Technology LLC | 7 |
| Andrew F. Johnke | Ortloff Engineers, Ltd. | 6 |
| Andrew F. Johnke | S.M.E. Products LP | 6 |
| Chad Hoffer | Monsanto Technology LLC | 6 |
| Dan Raap | Amesbury Group, Inc. | 6 |
| James M. Robl | Kyowa Hakko Kirin Co., Ltd. | 6 |
| Jeffrey D. Tschetter | Bedford Industries, Inc. | 5 |
| Tracy Lammers | Amesbury Group, Inc. | 5 |
| Yoshimi Kuroiwa | Kyowa Hakko Kirin Co., Ltd. | 5 |
| Allen Rickenbaugh | Amesbury Group, Inc. | 4 |
| Gary E. Tagtow | Amesbury Group, Inc. | 4 |

| | | |
|-----------------------------|---|---|
| Gregory J. Holland | Monsanto Technology LLC | 4 |
| James M. Geraets | POET Research, Inc. | 4 |
| Joel Bordewyk | POET Research, Inc. | 4 |
| Kory D. Kludt | Daktronics, Inc. | 4 |
| Leroy B. Stumpe | Sioux Steel Company | 4 |
| Mark D. Dennis | Daktronics, Inc. | 4 |
| Mark D. Dilts | Iowa State University Research Foundation, Inc. | 4 |
| Matt Coplan | Amesbury Group, Inc. | 4 |
| Michael Masgai | POET Research, Inc. | 4 |
| Neelakantam V. Narendranath | Poet Research, Inc. | 4 |

> SOUTH BEND-MISHAWAKA, IN-MI [43780]

List of 30 included communities:

BERRIEN CENTER, MI; BREMEN, IN; CASSOPOLIS, MI; CONSTANTINE, MI; DECATUR, MI; DOWAGIAC, MI; EAU CLAIRE, MI; EDWARDSBURG, MI; ELKHART, IN; GRANGER, IN; JONES, MI; LAKEVILLE, IN; LAWTON, MI; MARCELLUS, MI; MISHAWAKA, IN; NAPPANEE, IN; NEW CARLISLE, IN; NILES, MI; NORTH LIBERTY, IN; NOTRE DAME, IN; OSCEOLA, IN; PLYMOUTH, IN; SOUTH BEND, IN; THREE RIVERS, MI; UNION, MI; VANDALIA, MI; WAKARUSA, IN; WALKERTON, IN; WHITE PIGEON, MI; WYATT, IN

Economics:

| Indiv Tax Returns | Cum Indiv Income | Co Tax Returns | Cum Co Income |
|-------------------|------------------|----------------|---------------|
| 213630 | 10682852000 | 9560 | 296168000 |

Entity Counts:

| Org Type | Count |
|----------|-------|
| Company | 153 |
| HigherEd | 8 |

153 IP-based companies out of 9560 business tax returns = 1.6% in IP company density.

| Year | Est Population | Inventors | Inv / 1000 | Patents | Local Cos | Art Classes |
|------|----------------|-----------|------------|---------|-----------|-------------|
| 2005 | | 189 | | 145 | 26 | 98 |
| 2006 | | 188 | | 160 | 32 | 96 |
| 2007 | | 190 | | 146 | 31 | 85 |
| 2008 | | 142 | | 127 | 23 | 77 |
| 2009 | | 153 | | 128 | 22 | 76 |
| 2010 | 319224 | 185 | 0.58 | 166 | 27 | 90 |
| 2011 | 319222 | 206 | 0.65 | 195 | 25 | 96 |
| 2012 | 318625 | 243 | 0.76 | 235 | 31 | 99 |
| 2013 | 318532 | 230 | 0.72 | 236 | 21 | 103 |
| 2014 | 319226 | 279 | 0.87 | 286 | 34 | 109 |

| Inventors | Patents |
|--------------|---------|
| Totals: 1179 | 1824 |

Top 25 Art Classes:

| Art Class (code) | Patents | % this metro | % top 250 |
|---|---------|--------------|-----------|
| Surgery... (606) | 98 | 5.4% | 0.7% |
| Prosthesis (i.e., artificial body members), parts ... (623) | 93 | 5.1% | 1.5% |
| Land vehicles... (280) | 62 | 3.4% | 1.2% |
| Land vehicles: bodies and tops... (296) | 54 | 3% | 1.3% |
| Brakes... (188) | 49 | 2.7% | 5.8% |
| Chemical apparatus and process disinfecting, deodo... (422) | 46 | 2.5% | 1.1% |
| Chemistry: analytical and immunological testing... (436) | 36 | 2% | 1.2% |
| Chemistry: molecular biology and microbiology... (435) | 34 | 1.9% | 0.2% |
| Drug, bio-affecting and body treating compositions... (514) | 34 | 1.9% | 0.2% |
| Electrolysis: processes, compositions used therein... (205) | 29 | 1.6% | 2.6% |
| Plastic and nonmetallic article shaping or treatin... (264) | 26 | 1.4% | 0.8% |
| Multiplex communications... (370) | 25 | 1.4% | 0.1% |
| Drug, bio-affecting and body treating compositions... (424) | 24 | 1.3% | 0.2% |
| Electricity: conductors and insulators... (174) | 23 | 1.3% | 0.8% |

| | | | |
|---|----|------|-------|
| Electricity: measuring and testing... (324) | 23 | 1.3% | 0.3% |
| Data processing: generic control systems or specif... (700) | 22 | 1.2% | 0.4% |
| Data processing: measuring, calibrating, or testin... (702) | 22 | 1.2% | 0.3% |
| Chemistry: electrical and wave energy... (204) | 21 | 1.2% | 1% |
| Cleaning and liquid contact with solids... (134) | 21 | 1.2% | 1.2% |
| Fluid handling... (137) | 20 | 1.1% | 0.7% |
| Optics: measuring and testing... (356) | 20 | 1.1% | 0.3% |
| Tools... (81) | 19 | 1% | 2.4% |
| Coating processes... (427) | 18 | 1% | 0.5% |
| Stock material or miscellaneous articles... (428) | 18 | 1% | 0.2% |
| Textiles: fluid treating apparatus... (68) | 18 | 1% | 12.6% |

Patents (by local inventors) assigned to local companies (top 25 or less):
 NOTE: this company count is likely less than the total company account above
 because the above count includes local companies with non-local inventors.

| Company Name | Patents |
|---|---------|
| University of Notre Dame du Lac | 61 |
| CTS Corporation | 39 |
| The University of Notre Dame Du Lac | 19 |
| University of Notre Dame | 14 |
| AmSafe Commercial Products, Inc. | 12 |
| Elkhart Brass Manufacturing Company, Inc. | 12 |
| Logistick, Inc. | 12 |
| Armstrong International, Inc. | 7 |
| Odyssian Technology, LLC | 7 |
| Polygon Company | 7 |
| Hess Engineering, Inc. | 6 |
| Kessler Crane, Inc. | 6 |
| Vast Power Portfolio, LLC | 6 |
| Dexter Axle Company | 5 |
| FlexForm Technologies, LLC | 5 |
| Just Plugs, LLC | 5 |
| MSX, Inc. | 5 |
| Nibco Inc. | 5 |
| Absolute Innovations, Inc. | 4 |
| Bayer Corporation | 4 |
| Damping Technologies, Inc. | 4 |
| Electronics Inc. | 4 |
| Electronics, Inc. | 4 |
| Heartland REcreational Vehicles, LLC | 4 |
| Kanzo, Inc. | 4 |

Top 25 (or less) local inventors:

| Inventor | Company | Patents |
|---------------------|---|---------|
| Robert Metzger | Biomet Manufacturing Corp. | 43 |
| Huan-Ping Wu | Bayer HealthCare LLC | 40 |
| Mark L. La Forest | Honeywell International Inc. | 34 |
| Robert Metzger | Biomet Manufacturing, LLC | 34 |
| Steven C. Charlton | Bayer HealthCare LLC | 34 |
| Bernard F. Garceau | Norco Industries, Inc. | 27 |
| Mark E. Glotzbach | Whirlpool Corporation | 27 |
| Krzysztof W. Korcz | Hubbell Incorporated | 20 |
| Wyatt A. Cline | Whirlpool Corporation | 20 |
| Andrew J. Edelbrock | Bayer HealthCare LLC | 19 |
| Gerald R. Stanley | Harman International Industries, Incorporated | 18 |
| Richard A. Sunshine | Whirlpool Corporation | 18 |
| Ken David Sauer | General Electric Company | 16 |
| Slawomir T. Fryska | Honeywell International Inc. | 16 |
| Tremitchell Wright | Whirlpool Corporation | 16 |

| | | |
|---------------------|-----------------------------|----|
| Christine D. Nelson | Bayer HealthCare LLC | 15 |
| Ravi Chandran | Tellabs Operations, Inc. | 15 |
| Rodney M. Welch | Whirlpool Corporation | 15 |
| Troy M. Walters | Biomet Sports Medicine, LLC | 15 |
| Raymond C. Parisi | Zimmer, Inc. | 14 |
| Andrew J. Dosmann | Bayer Healthcare LLC | 13 |
| Dijia Huang | Bayer HealthCare LLC | 13 |
| Ken David Sauer | Purdue Research Foundation | 13 |
| Mahran H. Ayrton | Hubbell Incorporated | 13 |
| Sung-Kwon Jung | Bayer HealthCare LLC | 13 |

> SPARTANBURG, SC [43900]

List of 32 included communities:

ARCADIA, SC; BOILING SPRINGS, SC; CAMPOBELLO, SC; CHESNEE, SC; CLIFTON, SC; CONVERSE, SC; COWPENS, SC; CROSS ANCHOR, SC; DRAYTON, SC; DUNCAN, SC; ENOREE, SC; FAIRFOREST, SC; FINGERVILLE, SC; GLENDALE, SC; GRAMLING, SC; GREER, SC; INMAN, SC; LANDRUM, SC; LYMAN, SC; MAYO, SC; MOORE, SC; PACOLET MILLS, SC; PACOLET, SC; PAULINE, SC; REIDVILLE, SC; ROEBUCK, SC; SPARTANBURG, SC; STARTEX, SC; UNA, SC; WELLFORD, SC; WHITE STONE, SC; WOODRUFF, SC

Economics:

| Indiv Tax Returns | Cum Indiv Income | Co Tax Returns | Cum Co Income |
|-------------------|------------------|----------------|---------------|
| 152280 | 8059417000 | 7510 | 237351000 |

Entity Counts:

| Org Type | Count |
|----------|-------|
| Company | 85 |

85 IP-based companies out of 7510 business tax returns = 1.13% in IP company density.

| Year | Est Population | Inventors | Inv / 1000 | Patents | Local Cos | Art Classes |
|------|----------------|-----------|------------|---------|-----------|-------------|
| 2005 | | 176 | | 149 | 17 | 70 |
| 2006 | | 197 | | 177 | 17 | 82 |
| 2007 | | 137 | | 128 | 7 | 71 |
| 2008 | | 135 | | 107 | 18 | 64 |
| 2009 | | 189 | | 148 | 15 | 63 |
| 2010 | 313268 | 162 | 0.52 | 149 | 12 | 65 |
| 2011 | 314747 | 227 | 0.72 | 204 | 16 | 77 |
| 2012 | 316643 | 219 | 0.69 | 244 | 13 | 82 |
| 2013 | 318800 | 228 | 0.72 | 253 | 20 | 91 |
| 2014 | 321418 | 250 | 0.78 | 278 | 14 | 101 |

| Inventors | Patents |
|--------------|---------|
| Totals: 1114 | 1837 |

Top 25 Art Classes:

| Art Class (code) | Patents | % this metro | % top 250 |
|---|---------|--------------|-----------|
| Surgery: light, thermal, and electrical applicatio... (607) | 212 | 11.5% | 2.9% |
| Fluid reaction surfaces (i.e., impellers)... (416) | 126 | 6.9% | 6.8% |
| Stock material or miscellaneous articles... (428) | 109 | 5.9% | 1.3% |
| Rotary kinetic fluid motors or pumps... (415) | 90 | 4.9% | 4.2% |
| Fabric (woven, knitted, or nonwoven textile or clo... (442) | 59 | 3.2% | 7% |
| Power plants... (60) | 46 | 2.5% | 9.2% |
| Synthetic resins or natural rubbers -- part of the... (524) | 43 | 2.3% | 1.4% |
| Electricity: electrical systems and devices... (361) | 42 | 2.3% | 0.5% |
| Electric heating... (219) | 36 | 2% | 1.1% |
| Coating processes... (427) | 30 | 1.6% | 0.8% |
| Exercise devices... (482) | 30 | 1.6% | 1.2% |
| Adhesive bonding and miscellaneous chemical manufa... (156) | 29 | 1.6% | 0.8% |
| Optical waveguides... (385) | 22 | 1.2% | 0.3% |
| Data processing: generic control systems or specif... (700) | 21 | 1.1% | 0.3% |
| Illumination... (362) | 21 | 1.1% | 0.4% |

| | | | |
|---|----|------|------|
| Plastic and nonmetallic article shaping or treatin... (264) | 21 | 1.1% | 0.6% |
| Tools... (81) | 21 | 1.1% | 2.7% |
| Cleaning compositions for solid surfaces, auxiliar... (510) | 18 | 1% | 1% |
| Data processing: measuring, calibrating, or testin... (702) | 17 | 0.9% | 0.2% |
| Special receptacle or package... (206) | 16 | 0.9% | 0.5% |
| Land vehicles... (280) | 15 | 0.8% | 0.3% |
| Land vehicles: dumping... (298) | 15 | 0.8% | 0.7% |
| Metal working... (29) | 15 | 0.8% | 4.1% |
| Conveyors: power-driven... (198) | 14 | 0.8% | 1.1% |
| Drug, bio-affecting and body treating compositions... (514) | 14 | 0.8% | 0.1% |

Patents (by local inventors) assigned to local companies (top 25 or less):
 NOTE: this company count is likely less than the total company account above
 because the above count includes local companies with non-local inventors.

| Company Name | Patents |
|---|---------|
| Milliken & Company | 284 |
| Cryovac, Inc. | 105 |
| AFL Telecommunications LLC | 29 |
| Contec, Inc. | 9 |
| Tietex International, Ltd. | 7 |
| Polydeck Screen Corporation | 5 |
| Bommer Industries, Inc. | 4 |
| Exopack, L.L.C. | 4 |
| Exopack, LLC | 4 |
| Milliken & Co. | 4 |
| United Resource Recovery Corporation | 4 |
| Circor Instrumentation Technologies, Inc. | 3 |
| Exopack-Technology, LLC | 3 |
| Mitsubishi Polyester Film, LLC | 3 |
| Prym Consumer USA Inc. | 3 |
| Tietex International Ltd. | 3 |
| Tietex International, Ltd | 3 |
| Alltrista Plastics, LLC | 2 |
| Add-On Timer, LLC | 2 |
| Fallon Luminous Products Corp. | 2 |
| JM Smith Corporation | 2 |
| Milliken and Company | 2 |
| Mitsubishi Polyester Film, Inc. | 2 |
| Tindall Corporation | 2 |
| TPG Universal II, LLC | 2 |

Top 25 (or less) local inventors:

| Inventor | Company | Patents |
|----------------------------|--------------------------|---------|
| Thomas Edward Johnson | General Electric Company | 55 |
| Benjamin Paul Lacy | General Electric Company | 36 |
| Gilbert Otto Kraemer | General Electric Company | 33 |
| Hua Zhang | General Electric Company | 29 |
| Kevin Weston McMahan | General Electric Company | 29 |
| Ronald Ralph Cairo | General Electric Company | 29 |
| Paul Stephen DiMascio | General Electric Company | 26 |
| Robert Wayne Lewis, Jr. | ZIKE, LLC | 26 |
| Shulong Li | Milliken & Company | 26 |
| Eduardo Torres | Milliken & Company | 22 |
| William David York | General Electric Company | 20 |
| Yunzhang Wang | Milliken & Company | 19 |
| Darin L. Dotson | Milliken & Company | 18 |
| Ronald James Chila | General Electric Company | 18 |
| Alfred R. DeAngelis | Milliken & Company | 17 |
| Christian Xavier Stevenson | General Electric Company | 16 |

| | | |
|------------------------|-------------------------------|----|
| John Tony Kinard | Kemet Electronics Corporation | 16 |
| Gregory Allen Boardman | General Electric Company | 15 |
| Wei Chen | General Electric Company | 15 |
| David E. Wenstrup | Milliken & Company | 13 |
| Douglas S. Byrd | General Electric Company | 13 |
| Jusong Xia | Milliken & Company | 13 |
| Mark W. Davidson | Hartness International, Inc. | 13 |
| Andrew D. Child | Milliken & Company | 12 |
| Kevin Leon Bruce | General Electric Company | 12 |

> SPOKANE, WA [44060]

List of 33 included communities:

AIRWAY HEIGHTS, WA; CHATTAROY, WA; CHENEY, WA; CLAYTON, WA; COLBERT, WA; DEER PARK, WA; EDWALL, WA; ELK, WA; FAIRCHILD AIR FORCE BASE, WA; FAIRFIELD, WA; FORD, WA; FOUR LAKES, WA; GREENACRES, WA; LATAH, WA; LIBERTY LAKE, WA; MARSHALL, WA; MEAD, WA; MEDICAL LAKE, WA; MICA, WA; NEWMAN LAKE, WA; NEWPORT, WA; NINE MILE FALLS, WA; OTIS ORCHARDS, WA; REARDAN, WA; ROCKFORD, WA; ROSALIA, WA; SPANGLE, WA; SPOKANE, WA; TEKOA, WA; USK, WA; VALLEYFORD, WA; VERADALE, WA; WAVERLY, WA

Economics:

| Indiv Tax Returns | Cum Indiv Income | Co Tax Returns | Cum Co Income |
|-------------------|------------------|----------------|---------------|
| 219740 | 12241628000 | 12650 | 362974000 |

Entity Counts:

| Org Type | Count |
|------------|-------|
| Company | 107 |
| Foundation | 1 |

107 IP-based companies out of 12650 business tax returns = 0.85% in IP company density.

| Year | Est Population | Inventors | Inv / 1000 | Patents | Local Cos | Art Classes |
|------|----------------|-----------|------------|---------|-----------|-------------|
| 2005 | | 91 | | 66 | 26 | 46 |
| 2006 | | 126 | | 98 | 17 | 60 |
| 2007 | | 87 | | 80 | 16 | 46 |
| 2008 | | 74 | | 67 | 13 | 44 |
| 2009 | | 82 | | 63 | 16 | 48 |
| 2010 | 527753 | 134 | 0.25 | 98 | 22 | 54 |
| 2011 | 529837 | 125 | 0.24 | 96 | 23 | 59 |
| 2012 | 532312 | 141 | 0.26 | 119 | 23 | 62 |
| 2013 | 535684 | 182 | 0.34 | 158 | 29 | 80 |
| 2014 | 540953 | 168 | 0.31 | 146 | 28 | 76 |

| Inventors | Patents |
|-------------|---------|
| Totals: 757 | 991 |

Top 25 Art Classes:

| Art Class (code) | Patents | % this metro | % top 250 |
|---|---------|--------------|-----------|
| Multiplex communications... (370) | 79 | 8% | 0.2% |
| Communications: electrical... (340) | 42 | 4.2% | 0.4% |
| Data processing: financial, business practice, man... (705) | 36 | 3.6% | 0.2% |
| Electricity: electrical systems and devices... (361) | 26 | 2.6% | 0.3% |
| Surgery... (604) | 25 | 2.5% | 0.3% |
| Metal founding... (164) | 23 | 2.3% | 2.8% |
| Telecommunications... (455) | 20 | 2% | 0.1% |
| Illumination... (362) | 19 | 1.9% | 0.4% |
| Pulse or digital communications... (375) | 19 | 1.9% | 0.1% |
| Amusement devices: games... (463) | 18 | 1.8% | 0.3% |
| Chemistry: electrical current producing apparatus,... (429) | 16 | 1.6% | 0.4% |
| Data processing: measuring, calibrating, or testin... (702) | 16 | 1.6% | 0.2% |
| Drug, bio-affecting and body treating compositions... (424) | 16 | 1.6% | 0.1% |
| Electrical computers and digital processing system... (709) | 16 | 1.6% | 0.1% |

| | | | |
|---|----|------|------|
| Data processing: generic control systems or specif... (700) | 15 | 1.5% | 0.2% |
| Communications: radio wave antennas... (343) | 13 | 1.3% | 0.4% |
| Error detection/correction and fault detection/rec... (714) | 13 | 1.3% | 0.1% |
| Electrical computers and digital processing system... (711) | 12 | 1.2% | 0.1% |
| Electrical connectors... (439) | 12 | 1.2% | 0.2% |
| Information security... (726) | 12 | 1.2% | 0.1% |
| Coded data generation or conversion... (341) | 11 | 1.1% | 0.4% |
| Conveyors: power-driven... (198) | 11 | 1.1% | 0.8% |
| Optical waveguides... (385) | 11 | 1.1% | 0.2% |
| Telephonic communications... (379) | 11 | 1.1% | 0.1% |
| Chemistry: molecular biology and microbiology... (435) | 10 | 1% | 0.1% |

Patents (by local inventors) assigned to local companies (top 25 or less):
 NOTE: this company count is likely less than the total company account above
 because the above count includes local companies with non-local inventors.

| Company Name | Patents |
|-----------------------------------|---------|
| Itron, Inc. | 71 |
| Sterling International Inc. | 31 |
| Isothermal Systems Research, Inc. | 26 |
| Hyprotek, Inc. | 22 |
| Telect Inc. | 19 |
| Digideal Corporation | 17 |
| Relion, Inc. | 15 |
| Telect, Inc. | 11 |
| eCardless Bancorp, Ltd. | 6 |
| Exhaust Technologies, Inc. | 6 |
| GenPrime, Inc. | 6 |
| Pacinian Corporation | 6 |
| PE Systems, LLC | 6 |
| Pyrotek, Inc. | 6 |
| Spokane Industries | 6 |
| Wagstaff, Inc. | 6 |
| Washington Biotech Corporation | 6 |
| Zak Designs, Inc. | 6 |
| Global Technologies, Inc. | 5 |
| Spokane Industries, Inc. | 5 |
| Avista Corporation | 4 |
| Genesis Fueltech, Inc. | 4 |
| Gravity Jack, Inc. | 4 |
| GSI Sports Products, Inc. | 4 |
| intelliPaper, LLC | 4 |

Top 25 (or less) local inventors:

| Inventor | Company | Patents |
|-------------------------|-----------------------------------|---------|
| Rodney G. Schneidmiller | Sterling International Inc. | 30 |
| Mark K. Cornwall | Itron, Inc. | 23 |
| Patrick O. Tennican | Hyprotek, Inc. | 22 |
| Marc Chapin | Sterling International Inc. | 18 |
| Barry Cahill-O'Brien | Itron, Inc. | 16 |
| Keith Michael Bly | World Wide Packets, Inc. | 15 |
| Matthew J. Hunton | Powerwave Technologies, Inc. | 15 |
| Jonathan Thatcher | Fusion-io, Inc. | 14 |
| Kelly Donald Fromm | World Wide Packets, Inc. | 13 |
| Dackary Ronald Busch | World Wide Packets, Inc. | 12 |
| Kevin Q Daines | World Wide Packets, Inc. | 12 |
| Robert J. Hagarty | Randl Industries, Inc. | 11 |
| Matthew Johnson | Itron, Inc. | 10 |
| Robert Bruce Wagstaff | Novelis Inc. | 10 |
| Paul A. Knight | Isothermal Systems Research, Inc. | 9 |

| | | |
|----------------------------|-------------------------------|---|
| Wayne J. Fenton | Novelis Inc. | 9 |
| David R. Lott | Relion, Inc. | 8 |
| Russell A. Michaelsen | Hyprotek, Inc. | 8 |
| C Stuart Johnson | World Wide Packets, Inc. | 7 |
| George S. Moore | Agilent Technologies, Inc. | 7 |
| Mark Cornwall | Itron, Inc. | 7 |
| Michael T. Garrison Stuber | Itron, Inc. | 7 |
| Paul E. Burrows | Universal Display Corporation | 7 |
| Randy D. Sines | Digideal Corporation | 7 |
| Stephane Ferrasse | Honeywell International Inc. | 7 |

> SPRINGFIELD, IL [44100]

List of 33 included communities:

ALEXANDER, IL; ASHLAND, IL; ATHENS, IL; AUBURN, IL; BUFFALO, IL; CANTRALL, IL; CHATHAM, IL; DAWSON, IL; DIVERNON, IL; GLENARM, IL; GREENVIEW, IL; ILLIOPOLIS, IL; LINCOLNS NEW SALEM, IL; LOAMI, IL; LOWDER, IL; MECHANICSBURG, IL; MIDDLETOWN, IL; MOUNT PULASKI, IL; NEW BERLIN, IL; OAKFORD, IL; PAWNEE, IL; PETERSBURG, IL; PLEASANT PLAINS, IL; RIVERTON, IL; ROCHESTER, IL; SHERMAN, IL; SHIPMAN, IL; SPRINGFIELD, IL; TALLULA, IL; THAYER, IL; VIRDEN, IL; WAVERLY, IL; WILLIAMSVILLE, IL

Economics:

| Indiv Tax Returns | Cum Indiv Income | Co Tax Returns | Cum Co Income |
|-------------------|------------------|----------------|---------------|
| 115300 | 7199193000 | 6360 | 184407000 |

Entity Counts:

| Org Type | Count |
|----------|-------|
| Company | 20 |
| HigherEd | 4 |

20 IP-based companies out of 6360 business tax returns = 0.31% in IP company density.

| Year | Est Population | Inventors | Inv / 1000 | Patents | Local Cos | Art Classes |
|------|----------------|-----------|------------|---------|-----------|-------------|
| 2005 | | 22 | | 19 | 2 | 18 |
| 2006 | | 22 | | 19 | 4 | 18 |
| 2007 | | 33 | | 31 | 6 | 22 |
| 2008 | | 30 | | 27 | 3 | 20 |
| 2009 | | 32 | | 41 | 4 | 24 |
| 2010 | 210170 | 48 | 0.23 | 50 | 4 | 32 |
| 2011 | 211634 | 29 | 0.14 | 46 | 5 | 22 |
| 2012 | 211956 | 26 | 0.12 | 40 | 1 | 22 |
| 2013 | 211645 | 41 | 0.19 | 49 | 4 | 28 |
| 2014 | 211567 | 54 | 0.26 | 80 | 3 | 31 |

| Inventors | Patents |
|-------------|---------|
| Totals: 223 | 402 |

Top 25 Art Classes:

| Art Class (code) | Patents | % this metro | % top 250 |
|---|---------|--------------|-----------|
| Multicellular living organisms and unmodified part... (800) | 97 | 24.1% | 1.7% |
| Data processing: database and file management or d... (707) | 22 | 5.5% | 0.1% |
| Drug, bio-affecting and body treating compositions... (424) | 17 | 4.2% | 0.1% |
| Dispensing... (222) | 15 | 3.7% | 0.7% |
| Amusement devices... (472) | 7 | 1.7% | 2.3% |
| Amusement devices: games... (463) | 6 | 1.5% | 0.1% |
| Chemistry: molecular biology and microbiology... (435) | 6 | 1.5% | 0% |
| Data processing: financial, business practice, man... (705) | 6 | 1.5% | 0% |
| Electric heating... (219) | 6 | 1.5% | 0.2% |
| Organic compounds -- part of the class 532-570 ser... (549) | 6 | 1.5% | 0.7% |
| Telephonic communications... (379) | 6 | 1.5% | 0.1% |
| Drug, bio-affecting and body treating compositions... (514) | 5 | 1.2% | 0% |
| Electricity: measuring and testing... (324) | 5 | 1.2% | 0.1% |
| Receptacles... (220) | 5 | 1.2% | 0.2% |

| | | | |
|---|---|------|------|
| Animal husbandry... (119) | 4 | 1% | 0.2% |
| Data processing: measuring, calibrating, or testin... (702) | 4 | 1% | 0% |
| Electricity: electrical systems and devices... (361) | 4 | 1% | 0% |
| Games using tangible projectile... (473) | 4 | 1% | 0.1% |
| Registers... (235) | 4 | 1% | 0.1% |
| Solid material comminution or disintegration... (241) | 4 | 1% | 0.4% |
| Data processing: generic control systems or specif... (700) | 3 | 0.7% | 0% |
| Communications: electrical... (340) | 3 | 0.7% | 0% |
| Electrical connectors... (439) | 3 | 0.7% | 0% |
| Electricity: battery or capacitor charging or disc... (320) | 3 | 0.7% | 0.2% |
| Electricity: circuit makers and breakers... (200) | 3 | 0.7% | 0.3% |

Patents (by local inventors) assigned to local companies (top 25 or less):
 NOTE: this company count is likely less than the total company account above
 because the above count includes local companies with non-local inventors.

| Company Name | Patents |
|---|---------|
| Bunn-O-Matic Corporation | 85 |
| Design Ideas, Ltd. | 44 |
| Solomon Colors, Inc. | 5 |
| Board of Trustees of Southern Illinois University | 4 |
| The Board of Trustees of Southern Illinois University | 3 |
| Creative Kingdoms, LLC | 2 |
| Inno-Tech Plastics, Inc. | 2 |
| Design Ideas Ltd. | 2 |
| Xcessories Squared | 1 |
| Sundry Design Solutions LLC | 1 |
| Southern Illinois University | 1 |
| CW3M Company, Inc. | 1 |
| Rubrail Tool, Inc. | 1 |
| Propel Doors, LLC | 1 |
| Propel Doors LLC | 1 |
| PERTEN INSTRUMENTS INC. | 1 |
| Nudo Inc. | 1 |
| King Technology, Inc. | 1 |
| Illinois Department of Transportation | 1 |
| Freedom Special Technologies, Inc. | 1 |
| Farm and Ranch Technologies, LLC | 1 |
| Clipius Technologies, Inc. | 1 |
| Bunn-O-Matic | 1 |

Top 25 (or less) local inventors:

| Inventor | Company | Patents |
|-------------------------|--|---------|
| Belgin Cukadar | Monsanto Technology LLC | 34 |
| Christopher Hardy | Design Ideas, Ltd. | 30 |
| R. Neal Post | Design Ideas, Ltd. | 30 |
| Dean Ulbrich | Monsanto Technology LLC | 22 |
| David Wooten, Jr. | Monsanto Technology LLC | 19 |
| Burton L. Hart | Bunn-O-Matic Corporation | 17 |
| John T. Knepler | Bunn-O-Matic Corporation | 16 |
| Brian Boston | Monsanto Technology LLC | 13 |
| Suresh Radhakrishnan | Bunn-O-Matic Corporation | 12 |
| Rick A. Briggs | Creative Kingdoms, LLC | 11 |
| Terence Patrick Purcell | International Business Machines Corporation | 11 |
| Charles H. Clark | Bunn-O-Matic Corporation | 10 |
| Kevin G. Lowe | Bunn-O-Matic Corporation | 10 |
| Sophia Ran | Board of Regents, The University of Texas System | 10 |
| David R. Wooten, Jr. | Monsanto Technology LLC | 9 |
| Terence P. Purcell | International Business Machines Corporation | 8 |
| Christopher W. Rahn | Bunn-O-Matic Corporation | 7 |

| | | |
|----------------------|---|---|
| Stephen Howard | Archer Daniels Midland Company | 7 |
| Ryan L. Hanks | The Boeing Company | 6 |
| Ahmad K. Hilaly | Archer-Daniels-Midland Company | 5 |
| Arthur H. Bunn | Bunn-O-Matic Corporation | 5 |
| Dean A. Ulbrich | Monsanto Technology LLC | 5 |
| John J. Lord | Access Business Group International LLC | 5 |
| Keith A. Kabrick | Caterpillar Inc. | 5 |
| Christopher T. Hardy | Design Ideas, Ltd. | 4 |

> SPRINGFIELD, MA [44140]

List of 87 included communities:

AGAWAM, MA; AMHERST, MA; ASHFIELD, MA; ATHOL, MA; BECKET, MA; BELCHERTOWN, MA; BERNARDSTON, MA; BLANDFORD, MA; BONDSVILLE, MA; BRIMFIELD, MA; BUCKLAND, MA; CHARLEMONT, MA; CHESTER, MA; CHESTERFIELD, MA; CHICOPEE, MA; COLRAIN, MA; CONWAY, MA; CUMMINGTON, MA; DEERFIELD, MA; EAST LONGMEADOW, MA; EASTHAMPTON, MA; ERVING, MA; FEEDING HILLS, MA; FLORENCE, MA; GILL, MA; GOSHEN, MA; GRANBY, MA; GRANVILLE, MA; GREENFIELD, MA; HADLEY, MA; HAMPDEN, MA; HATFIELD, MA; HAYDENVILLE, MA; HEATH, MA; HOLLAND, MA; HOLYOKE, MA; HUNTINGTON, MA; INDIAN ORCHARD, MA; LAKE PLEASANT, MA; LEEDS, MA; LEVERETT, MA; LONGMEADOW, MA; LUDLOW, MA; MIDDLEFIELD, MA; MILLERS FALLS, MA; MONROE BRIDGE, MA; MONSON, MA; MONTAGUE, MA; NEW SALEM, MA; NORTH ADAMS, MA; NORTH AMHERST, MA; NORTH HATFIELD, MA; NORTHAMPTON, MA; NORTHFIELD, MA; ORANGE, MA; PALMER, MA; PETERSHAM, MA; PLAINFIELD, MA; ROWE, MA; RUSSELL, MA; SHELBURNE FALLS, MA; SHUTESBURY, MA; SOUTH DEERFIELD, MA; SOUTH HADLEY, MA; SOUTHAMPTON, MA; SOUTHBRIDGE, MA; SOUTHWICK, MA; SPRINGFIELD, MA; SUNDERLAND, MA; THORNDIKE, MA; THREE RIVERS, MA; TURNERS FALLS, MA; WALES, MA; WARE, MA; WARWICK, MA; WENDELL DEPOT, MA; WENDELL, MA; WEST CHESTERFIELD, MA; WEST HATFIELD, MA; WEST SPRINGFIELD, MA; WESTFIELD, MA; WHATELY, MA; WILBRAHAM, MA; WILLIAMSBURG, MA; WINDSOR, MA; WORONOCO, MA; WORTHINGTON, MA

Economics:

| Indiv Tax Returns | Cum Indiv Income | Co Tax Returns | Cum Co Income |
|-------------------|------------------|----------------|---------------|
| 359590 | 20339412000 | 14140 | 745744000 |

Entity Counts:

| Org Type | Count |
|------------|-------|
| Company | 121 |
| Foundation | 1 |
| HigherEd | 4 |

121 IP-based companies out of 14140 business tax returns = 0.86% in IP company density.

| Year | Est Population | Inventors | Inv / 1000 | Patents | Local Cos | Art Classes |
|------|----------------|-----------|------------|---------|-----------|-------------|
| 2005 | | 143 | | 149 | 15 | 77 |
| 2006 | | 235 | | 228 | 24 | 118 |
| 2007 | | 178 | | 172 | 22 | 94 |
| 2008 | | 153 | | 155 | 18 | 90 |
| 2009 | | 187 | | 193 | 18 | 102 |
| 2010 | 621570 | 209 | 0.34 | 200 | 22 | 105 |
| 2011 | 626075 | 226 | 0.36 | 211 | 24 | 111 |
| 2012 | 626890 | 267 | 0.43 | 254 | 21 | 122 |
| 2013 | 628384 | 269 | 0.43 | 273 | 31 | 124 |
| 2014 | 629100 | 279 | 0.44 | 305 | 28 | 128 |

| Inventors | Patents |
|--------------|---------|
| Totals: 1314 | 2140 |

Top 25 Art Classes:

| Art Class (code) | Patents | % this metro | % top 250 |
|--|---------|--------------|-----------|
| Games using tangible projectile... (473) | 140 | 6.5% | 3.2% |
| Stock material or miscellaneous articles... (428) | 60 | 2.8% | 0.7% |
| Rotary kinetic fluid motors or pumps... (415) | 44 | 2.1% | 2.1% |
| Chemistry: molecular biology and microbiology... (435) | 43 | 2% | 0.2% |
| Firearms... (42) | 42 | 2% | 3.3% |

| | | | |
|---|----|------|------|
| Drug, bio-affecting and body treating compositions... (424) | 41 | 1.9% | 0.3% |
| Plastic and nonmetallic article shaping or treatin... (264) | 41 | 1.9% | 1.3% |
| Image analysis... (382) | 38 | 1.8% | 0.3% |
| Multiplex communications... (370) | 38 | 1.8% | 0.1% |
| Surgery... (600) | 37 | 1.7% | 0.3% |
| Optical waveguides... (385) | 35 | 1.6% | 0.5% |
| Radiant energy... (250) | 33 | 1.5% | 0.4% |
| Data processing: financial, business practice, man... (705) | 32 | 1.5% | 0.1% |
| Fluid reaction surfaces (i.e., impellers)... (416) | 31 | 1.4% | 1.7% |
| Amusement devices: games... (463) | 28 | 1.3% | 0.5% |
| Data processing: database and file management or d... (707) | 28 | 1.3% | 0.1% |
| Electrical computers and digital processing system... (709) | 25 | 1.2% | 0.1% |
| Surgery... (606) | 24 | 1.1% | 0.2% |
| Internal-combustion engines... (123) | 23 | 1.1% | 0.5% |
| Data processing: measuring, calibrating, or testin... (702) | 21 | 1% | 0.2% |
| Prosthesis (i.e., artificial body members), parts ... (623) | 21 | 1% | 0.3% |
| Coating processes... (427) | 20 | 0.9% | 0.5% |
| Synthetic resins or natural rubbers -- part of the... (524) | 20 | 0.9% | 0.7% |
| Electrical computers and digital processing system... (711) | 19 | 0.9% | 0.2% |
| Electrical computers and digital processing system... (713) | 19 | 0.9% | 0.2% |

Patents (by local inventors) assigned to local companies (top 25 or less):
 NOTE: this company count is likely less than the total company account above
 because the above count includes local companies with non-local inventors.

| Company Name | Patents |
|---|---------|
| Smith & Wesson Corp. | 51 |
| Cyalume Technologies, Inc. | 17 |
| Scuderi Group, LLC | 13 |
| Guardair Corporation | 12 |
| Troy Industries, Inc. | 12 |
| University of Massachusetts | 11 |
| Flodesign Wind Turbine Corporation | 10 |
| The Yankee Candle Company, Inc. | 10 |
| Flodesign Sonics, Inc. | 7 |
| Hardigg Industries, Inc. | 6 |
| Flodesign Wind Turbine Corp. | 5 |
| Dielectrics Industries, Inc. | 5 |
| Bluerisc Inc. | 5 |
| Aerosynthesis LLC | 4 |
| Kanzaki Specialty Papers, Inc. | 4 |
| Massachusetts Mutual Life Insurance Company | 4 |
| Mount Holyoke College | 4 |
| Nucedar Mills, Inc. | 4 |
| OMG, Inc. | 4 |
| Western New England University | 4 |
| ElectroMaterials, Inc. | 3 |
| FloDesign, Inc. | 3 |
| Bete Fog Nozzle, Inc. | 3 |
| American River Nutrition, Inc. | 3 |
| Governors America Corp. | 3 |

Top 25 (or less) local inventors:

| Inventor | Company | Patents |
|------------------------|-----------------------|---------|
| Thomas J. Kennedy, III | Callaway Golf Company | 88 |
| Michael J. Tzivanis | Callaway Golf Company | 57 |
| David M. Melanson | Callaway Golf Company | 52 |
| Vincent J. Simonds | Callaway Golf Company | 51 |
| Mark L. Binette | Callaway Golf Company | 43 |
| Brett Curry | Smith & Wesson Corp. | 28 |

| | | |
|------------------------|---|----|
| Mark B. Ketchen | International Business Machines Corporation | 24 |
| Ioannis Alvanos | United Technologies Corporation | 22 |
| Brent J. Merritt | Hamilton Sundstrand Corporation | 20 |
| Walter M. Presz, Jr. | FloDesign Wind Turbine Corp. | 19 |
| Walter M. Presz, Jr. | Flodesign Wind Turbine Corporation | 17 |
| Kevin J. Shannon | Callaway Golf Company | 16 |
| Earl Cranor | Cyalume Technologies, Inc. | 15 |
| Gary G. Tavares | NIKE, Inc. | 15 |
| Gary Matroni | Callaway Golf Company | 15 |
| John L. Nealon | Callaway Golf Company | 15 |
| Ken Reneris | Intel Corporation | 14 |
| Paul A. Carvalho | Hamilton Sundstrand Corporation | 14 |
| Charles R. Sperry | 3D Systems, Inc. | 13 |
| Jason Yanowitz | Scientific Games Holdings Limited | 13 |
| Matthew C. Green | Irwin Industrial Tool Company | 13 |
| Raghavan Manmatha | A9.Com, Inc. | 12 |
| Thomas F. Bergin | Callaway Golf Company | 12 |
| Gary Zukowski | Smith & Wesson Corp. | 11 |
| Thomas J. Kennedy, III | NIKE, Inc. | 11 |

> SPRINGFIELD, MO [44180]

List of 62 included communities:

ALDRICH, MO; ASH GROVE, MO; BILLINGS, MO; BOIS D ARC, MO; BOLIVAR, MO; BRADLEYVILLE, MO; BRIGHTON, MO; BROOKLINE, MO; BRUNER, MO; BUFFALO, MO; CHADWICK, MO; CHESTNUTRIDGE, MO; CLEVER, MO; CONWAY, MO; DIGGINS, MO; DUNNEGAN, MO; ELDRIDGE, MO; ELKLAND, MO; EUDORA, MO; FAIR GROVE, MO; FAIR PLAY, MO; FLEMINGTON, MO; FORDLAND, MO; FORSYTH, MO; GALENA, MO; GARRISON, MO; GROVESPRING, MO; HALF WAY, MO; HIGHLANDVILLE, MO; HUMANSVILLE, MO; LEBANON, MO; LONG LANE, MO; LOUISBURG, MO; MACKS CREEK, MO; MARIONVILLE, MO; MARSHFIELD, MO; MORRISVILLE, MO; NIANGUA, MO; NIXA, MO; OLDFIELD, MO; OZARK, MO; PHILLIPSBURG, MO; PITTSBURG, MO; PLEASANT HOPE, MO; POLK, MO; PONCE DE LEON, MO; PRESTON, MO; REEDS SPRING, MO; REPUBLIC, MO; ROGERSVILLE, MO; SEYMOUR, MO; SPARTA, MO; SPOKANE, MO; SPRINGFIELD, MO; STRAFFORD, MO; TANEYVILLE, MO; TUNAS, MO; TURNERS, MO; URBANA, MO; WALNUT GROVE, MO; WILLARD, MO; WINDYVILLE, MO

Economics:

| Indiv Tax Returns | Cum Indiv Income | Co Tax Returns | Cum Co Income |
|-------------------|------------------|----------------|---------------|
| 279730 | 13871791000 | 15220 | 478986000 |

Entity Counts:

| Org Type | Count |
|----------|-------|
| Company | 65 |

65 IP-based companies out of 15220 business tax returns = 0.43% in IP company density.

| Year | Est Population | Inventors | Inv / 1000 | Patents | Local Cos | Art Classes |
|------|----------------|-----------|------------|---------|-----------|-------------|
| 2005 | | 27 | | 24 | 1 | 17 |
| 2006 | | 37 | | 34 | 9 | 28 |
| 2007 | | 47 | | 40 | 7 | 27 |
| 2008 | | 38 | | 38 | 5 | 28 |
| 2009 | | 32 | | 27 | 7 | 21 |
| 2010 | 436712 | 38 | 0.09 | 49 | 7 | 27 |
| 2011 | 440365 | 52 | 0.12 | 46 | 9 | 31 |
| 2012 | 444681 | 43 | 0.1 | 40 | 9 | 35 |
| 2013 | 448852 | 63 | 0.14 | 47 | 15 | 41 |
| 2014 | 452297 | 52 | 0.11 | 41 | 13 | 33 |

| Inventors | Patents |
|-------------|---------|
| Totals: 302 | 386 |

Top 25 Art Classes:

| Art Class (code) | Patents | % this metro | % top 250 |
|---|---------|--------------|-----------|
| Land vehicles... (280) | 22 | 5.7% | 0.4% |
| Endless belt power transmission systems or compone... (474) | 20 | 5.2% | 6.6% |
| Data processing: vehicles, navigation, and relativ... (701) | 18 | 4.7% | 0.2% |
| Exercise devices... (482) | 18 | 4.7% | 0.7% |
| Communications: electrical... (340) | 13 | 3.4% | 0.1% |
| Ships... (114) | 9 | 2.3% | 0.7% |
| Fishing, trapping, and vermin destroying... (43) | 8 | 2.1% | 0.9% |
| Fluent material handling, with receiver or receive... (141) | 8 | 2.1% | 0.7% |
| Metal fusion bonding... (228) | 8 | 2.1% | 0.9% |
| Optical communications... (398) | 7 | 1.8% | 0.2% |
| Electrical connectors... (439) | 6 | 1.6% | 0.1% |

| | | | |
|---|---|------|------|
| Motor vehicles... (180) | 6 | 1.6% | 0.3% |
| Plastic and nonmetallic article shaping or treatin... (264) | 6 | 1.6% | 0.2% |
| Cleaning and liquid contact with solids... (134) | 5 | 1.3% | 0.3% |
| Drug, bio-affecting and body treating compositions... (424) | 5 | 1.3% | 0% |
| Electrical generator or motor structure... (310) | 5 | 1.3% | 0.2% |
| Image analysis... (382) | 5 | 1.3% | 0% |
| Conveyors: power-driven... (198) | 4 | 1% | 0.3% |
| Drug, bio-affecting and body treating compositions... (514) | 4 | 1% | 0% |
| Education and demonstration... (434) | 4 | 1% | 0.3% |
| Electricity: electrical systems and devices... (361) | 4 | 1% | 0% |
| Fire escape, ladder, or scaffold... (182) | 4 | 1% | 0.6% |
| Food or edible material: processes, compositions, ... (426) | 4 | 1% | 0.2% |
| Land vehicles: dumping... (298) | 4 | 1% | 0.2% |
| Special receptacle or package... (206) | 4 | 1% | 0.1% |

Patents (by local inventors) assigned to local companies (top 25 or less):
 NOTE: this company count is likely less than the total company account above because the above count includes local companies with non-local inventors.

| Company Name | Patents |
|---|---------|
| Stamina Products, Inc. | 19 |
| Ridewell Corporation | 9 |
| Tracker Marine, L.L.C. | 7 |
| Dayco IP Holdings, LLC | 6 |
| Mercy Medical Research Institute | 6 |
| Lawrence Concrete, L.L.C. | 3 |
| Custom Metalcraft, Inc. | 3 |
| Loren Cook Company | 3 |
| Northstar Battery Company, LLC | 3 |
| U.S. Photonics, Inc. | 3 |
| Archimica, Inc. | 2 |
| Bass Pro Intellectual Property, L.L.C. | 2 |
| Dynatek Laboratories, Inc. | 2 |
| Donelson Construction Co., LLC | 2 |
| Label Solutions, Inc. | 2 |
| Kuat Innovations, LLC | 2 |
| Positronic Industries, Inc. | 2 |
| SLS International, Inc. | 2 |
| Southern Missouri Containers, Inc. | 2 |
| Kuat Innovations, Inc. | 1 |
| KRM Innovations, Inc. | 1 |
| KO Manufacturing, Inc. | 1 |
| Infinite Innovations Inc. of John A. Matlack only | 1 |
| IGS, Inc. | 1 |
| Global Green Building, LLC | 1 |

Top 25 (or less) local inventors:

| Inventor | Company | Patents |
|--------------------|--|---------|
| Wilbur E. DuVall | Automotive Technologies International, Inc. | 25 |
| Kevin Gerschefske | Stamina Products, Inc. | 13 |
| Wilbur E. DuVall | Intelligent Technologies International, Inc. | 11 |
| Rodger P. Grantham | Vapor Systems Technologies, Inc. | 7 |
| Robert F. Mataya | Tracker Marine, L.L.C. | 6 |
| Robert McDonial | Stamina Products, Inc. | 5 |
| Charles D. Combs | AT&T Corp. | 4 |
| Keela Davis | Mercy Medical Research Institute | 4 |
| Mark Holt | Ridewell Corporation | 4 |
| Mark McDowell | Blumberg Industries, Inc. | 4 |
| Martin Reuter | Mercy Medical Research Institute | 4 |
| Randy C. Foster | Dayco IP Holdings, LLC | 4 |

| | | |
|-------------------|----------------------------------|---|
| Robert McBride | Stamina Products, Inc. | 4 |
| Robert W. McBride | Stamina Products, Inc. | 4 |
| Ronald G. Schultz | Geron Corporation | 4 |
| Scott Higgins | Custom Metalcraft, Inc. | 4 |
| Troy Ostreng | E-Z-Dock, Inc. | 4 |
| William Mattocks | Ridewell Corporation | 4 |
| Bharat Shah | Mercy Medical Research Institute | 3 |
| Bruce Barton | Ridewell Corporation | 3 |
| Cassie Lawrence | Lawrence Concrete, L.L.C. | 3 |
| Dan Robinson | Tamko Building Products, Inc. | 3 |
| David Lawrence | Lawrence Concrete, L.L.C. | 3 |
| Earl E. McShane | Dayco Products, LLC | 3 |
| Joel Butler | SLS International, Inc. | 3 |

> STATE COLLEGE, PA [44300]

List of 34 included communities:

AARONSBURG, PA; BEECH CREEK, PA; BELLEFONTE, PA; BLANCHARD, PA; BOALSBURG, PA; CENTRE HALL, PA; CLARENCE, PA; COBURN, PA; FLEMING, PA; HOWARD, PA; JULIAN, PA; KARTHAUS, PA; LEMONT, PA; MADISONBURG, PA; MILESBURG, PA; MILLHEIM, PA; MINGOVILLE, PA; MOSHANNON, PA; MUNSON, PA; ORVISTON, PA; OSCEOLA MILLS, PA; PENNSYLVANIA FURNACE, PA; PHILIPSBURG, PA; PINE GROVE MILLS, PA; PORT MATILDA, PA; REBERSBURG, PA; SANDY RIDGE, PA; SNOW SHOE, PA; SPRING MILLS, PA; STATE COLLEGE, PA; TYRONE, PA; UNIVERSITY PARK, PA; WARRIORS MARK, PA; WOODWARD, PA

Economics:

| Indiv Tax Returns | Cum Indiv Income | Co Tax Returns | Cum Co Income |
|-------------------|------------------|----------------|---------------|
| 65650 | 3939336000 | 3540 | 135722000 |

Entity Counts:

| Org Type | Count |
|------------|-------|
| Company | 64 |
| Foundation | 6 |
| HigherEd | 4 |

64 IP-based companies out of 3540 business tax returns = 1.81% in IP company density.

| Year | Est Population | Inventors | Inv / 1000 | Patents | Local Cos | Art Classes |
|------|----------------|-----------|------------|---------|-----------|-------------|
| 2005 | | 71 | | 50 | 9 | 34 |
| 2006 | | 99 | | 71 | 9 | 45 |
| 2007 | | 101 | | 71 | 13 | 46 |
| 2008 | | 113 | | 75 | 12 | 43 |
| 2009 | | 84 | | 56 | 4 | 44 |
| 2010 | 153990 | 149 | 0.97 | 103 | 10 | 54 |
| 2011 | 154847 | 124 | 0.8 | 93 | 14 | 58 |
| 2012 | 155582 | 165 | 1.06 | 124 | 19 | 69 |
| 2013 | 157847 | 184 | 1.17 | 139 | 17 | 68 |
| 2014 | 158742 | 210 | 1.32 | 142 | 12 | 64 |

| Inventors | Patents |
|-------------|---------|
| Totals: 863 | 924 |

Top 25 Art Classes:

| Art Class (code) | Patents | % this metro | % top 250 |
|---|---------|--------------|-----------|
| Chemistry: molecular biology and microbiology... (435) | 76 | 8.2% | 0.4% |
| Image analysis... (382) | 42 | 4.5% | 0.3% |
| Electrical generator or motor structure... (310) | 30 | 3.2% | 1.1% |
| Data processing: database and file management or d... (707) | 28 | 3% | 0.1% |
| Data processing: measuring, calibrating, or testin... (702) | 26 | 2.8% | 0.3% |
| Information security... (726) | 26 | 2.8% | 0.3% |
| Chemistry: electrical current producing apparatus,... (429) | 24 | 2.6% | 0.6% |
| Stock material or miscellaneous articles... (428) | 23 | 2.5% | 0.3% |
| Data processing: financial, business practice, man... (705) | 21 | 2.3% | 0.1% |
| Liquid purification or separation... (210) | 20 | 2.2% | 0.4% |
| Drug, bio-affecting and body treating compositions... (424) | 16 | 1.7% | 0.1% |
| Communications: electrical... (340) | 15 | 1.6% | 0.1% |

| | | | |
|---|----|------|------|
| Data processing: vehicles, navigation, and relativ... (701) | 15 | 1.6% | 0.2% |
| Chemistry: electrical and wave energy... (204) | 14 | 1.5% | 0.7% |
| Communications: radio wave antennas... (343) | 14 | 1.5% | 0.5% |
| Active solid-state devices (e.g., transistors, sol... (257) | 13 | 1.4% | 0.1% |
| Chemical apparatus and process disinfecting, deodo... (422) | 13 | 1.4% | 0.3% |
| Coating processes... (427) | 13 | 1.4% | 0.3% |
| Drug, bio-affecting and body treating compositions... (514) | 13 | 1.4% | 0.1% |
| Surgery... (600) | 13 | 1.4% | 0.1% |
| Chemistry of inorganic compounds... (423) | 12 | 1.3% | 0.5% |
| Electricity: measuring and testing... (324) | 12 | 1.3% | 0.2% |
| Semiconductor device manufacturing: process... (438) | 9 | 1% | 0% |
| Compositions... (252) | 8 | 0.9% | 0.4% |
| Compositions: coating or plastic... (106) | 8 | 0.9% | 0.6% |

Patents (by local inventors) assigned to local companies (top 25 or less):
 NOTE: this company count is likely less than the total company account above because the above count includes local companies with non-local inventors.

| Company Name | Patents |
|--|---------|
| The Penn State Research Foundation | 277 |
| VideoMining Corporation | 40 |
| Penn State Research Foundation | 18 |
| Actuated Medical, Inc. | 13 |
| Errcive, Inc. | 10 |
| TRS Technologies, Inc. | 10 |
| FBS, Inc. | 7 |
| Restek Corporation | 7 |
| Intuitive Control Systems, LLC | 5 |
| Accuweather, Inc. | 4 |
| 352 East Irvin Avenue Limited Partnership | 4 |
| KCF Technologies, Inc. | 4 |
| SpectruMedix LLC | 4 |
| Mixing and Mass Transfer Technologies, LLC | 3 |
| Novasentis, Inc. | 3 |
| Polymics, Ltd. | 3 |
| State of the Art, Inc. | 3 |
| The Drucker Company | 3 |
| The Ultran Group, Inc. | 3 |
| Cannon Instrument Company | 2 |
| Buzby Networks, LLC | 2 |
| ArgentumCidalElectrics, Inc. | 2 |
| HyperNex, Inc. | 2 |
| KMG2 Sensors Corporation | 2 |
| Oberon, Inc. | 2 |

Top 25 (or less) local inventors:

| Inventor | Company | Patents |
|---------------------|------------------------------------|---------|
| Anthony P. Burgard | Genomatica, Inc. | 40 |
| Rajeev Sharma | VideoMining Corporation | 38 |
| Namsoon Jung | VideoMining Corporation | 27 |
| David Randolph | Ames True Temper, Inc. | 14 |
| Taryn S. Seitzinger | First Quality Tissue, LLC | 14 |
| Hankyu Moon | VideoMining Corporation | 13 |
| Stephen J. Benkovic | The Penn State Research Foundation | 13 |
| Xumu Zhang | The Penn State Research Foundation | 12 |
| Brian M. Park | Actuated Medical, Inc. | 10 |
| Mark W. McBride | The Penn State Research Foundation | 10 |
| Robert L. Campbell | The Penn State Research Foundation | 10 |
| Stephen A. Dynan | Errcive, Inc. | 10 |
| Chao-Yang Wang | Panasonic Corporation | 9 |

| | | |
|------------------------|------------------------------------|---|
| Mark W. McBride | Thoratec Corporation | 9 |
| Maureen L. Mulvihill | Actuated Medical, Inc. | 9 |
| Robert L. Campbell | Thoratec Corporation | 9 |
| Thomas M. Mallison | The Penn State Research Foundation | 9 |
| Bruce E. Peoples | Raytheon Company | 8 |
| Hongyuan Zha | Yahoo! Inc. | 8 |
| Justin M. Walsh | The Penn State Research Foundation | 8 |
| Michael R. Johnson | Raytheon Company | 8 |
| Robert F. Kunz | The Penn State Research Foundation | 8 |
| Stephen J. Fonash | The Penn State Research Foundation | 8 |
| Thomas M. Mallison | Thoratec Corporation | 8 |
| Wesley S. Hackenberger | TRS Technologies, Inc. | 8 |

> STOCKTON, CA [44700]

List of 23 included communities:

ACAMPO, CA; BYRON, CA; CLEMENTS, CA; ESCALON, CA; FARMINGTON, CA; FRENCH CAMP, CA; GALT, CA; HOLT, CA; LATHROP, CA; LINDEN, CA; LOCKEFORD, CA; LODI, CA; MANTECA, CA; MODESTO, CA; OAKDALE, CA; RIPON, CA; STOCKTON, CA; THORNTON, CA; TRACY, CA; VERNALIS, CA; VICTOR, CA; WALNUT GROVE, CA; WOODBRIDGE, CA

Economics:

| Indiv Tax Returns | Cum Indiv Income | Co Tax Returns | Cum Co Income |
|-------------------|------------------|----------------|---------------|
| 316360 | 16845133000 | 10770 | 599085000 |

Entity Counts:

| Org Type | Count |
|------------|-------|
| Company | 81 |
| Government | 1 |
| HigherEd | 2 |

81 IP-based companies out of 10770 business tax returns = 0.75% in IP company density.

| Year | Est Population | Inventors | Inv / 1000 | Patents | Local Cos | Art Classes |
|------|----------------|-----------|------------|---------|-----------|-------------|
| 2005 | | 88 | | 94 | 6 | 68 |
| 2006 | | 123 | | 146 | 14 | 82 |
| 2007 | | 98 | | 114 | 15 | 72 |
| 2008 | | 103 | | 112 | 9 | 67 |
| 2009 | | 93 | | 105 | 8 | 69 |
| 2010 | 685306 | 133 | 0.19 | 155 | 15 | 77 |
| 2011 | 695479 | 156 | 0.22 | 189 | 12 | 93 |
| 2012 | 701635 | 132 | 0.19 | 173 | 14 | 85 |
| 2013 | 705027 | 176 | 0.25 | 226 | 18 | 100 |
| 2014 | 715597 | 185 | 0.26 | 237 | 20 | 103 |

| | Inventors | Patents |
|---------|-----------|---------|
| Totals: | 800 | 1551 |

Top 25 Art Classes:

| Art Class (code) | Patents | % this metro | % top 250 |
|---|---------|--------------|-----------|
| Telecommunications... (455) | 57 | 3.7% | 0.3% |
| Electrical computers and digital processing system... (709) | 51 | 3.3% | 0.2% |
| Multiplex communications... (370) | 51 | 3.3% | 0.2% |
| Data processing: database and file management or d... (707) | 45 | 2.9% | 0.2% |
| Semiconductor device manufacturing: process... (438) | 38 | 2.5% | 0.2% |
| Surgery... (606) | 38 | 2.5% | 0.3% |
| Amusement devices: games... (463) | 36 | 2.3% | 0.7% |
| Chemical apparatus and process disinfecting, deodo... (422) | 33 | 2.1% | 0.8% |
| Bridges... (14) | 33 | 2.1% | 14.3% |
| Chemistry: molecular biology and microbiology... (435) | 31 | 2% | 0.2% |
| Liquid purification or separation... (210) | 31 | 2% | 0.6% |
| Prosthesis (i.e., artificial body members), parts ... (623) | 29 | 1.9% | 0.5% |
| Surgery... (600) | 29 | 1.9% | 0.3% |
| Electricity: electrical systems and devices... (361) | 24 | 1.5% | 0.3% |
| Coating processes... (427) | 23 | 1.5% | 0.6% |

| | | | |
|---|----|------|------|
| Road structure, process, or apparatus... (404) | 22 | 1.4% | 2.2% |
| Electrical computers and digital processing system... (713) | 21 | 1.4% | 0.2% |
| Radiant energy... (250) | 21 | 1.4% | 0.2% |
| Chemistry: electrical current producing apparatus,... (429) | 20 | 1.3% | 0.5% |
| Data processing: financial, business practice, man... (705) | 18 | 1.2% | 0.1% |
| Land vehicles... (280) | 18 | 1.2% | 0.3% |
| Coating apparatus... (118) | 17 | 1.1% | 1.2% |
| Image analysis... (382) | 17 | 1.1% | 0.1% |
| Land vehicles: dumping... (298) | 16 | 1% | 0.7% |
| Data processing: generic control systems or specif... (700) | 15 | 1% | 0.2% |

Patents (by local inventors) assigned to local companies (top 25 or less):
 NOTE: this company count is likely less than the total company account above
 because the above count includes local companies with non-local inventors.

| Company Name | Patents |
|--|---------|
| Lift-U, division of Hogan Mfg., Inc. | 35 |
| Ana Semiconductor | 11 |
| 5.11 Inc. | 9 |
| Lift-U, a division of Hogan Mfg., Inc. | 9 |
| USA Products Group, Inc. | 9 |
| Guntert & Zimmerman Const. Div., Inc. | 8 |
| Caron Compactor Company | 7 |
| Enviro Tech Chemical Services, Inc. | 7 |
| Global Allies | 7 |
| NeuroPro Technologies, Inc. | 6 |
| Global Allies, LLC | 5 |
| Top Shelf Manufacturing, LLC | 4 |
| Scientific Specialties, Inc. | 3 |
| Duraflame, Inc. | 2 |
| Barclay Roto-Shred Incorporated | 2 |
| E. & J. Gallo Winery | 2 |
| Exact Corporation | 2 |
| Exact Corp. | 2 |
| Garza and Gowan Sports Equipment | 2 |
| G3 Enterprises | 2 |
| Harley Murray, Inc. | 2 |
| Hydrogen Injection Technology, Inc. | 2 |
| Lift-U, division of Hogan, Mfg., Inc. | 2 |
| MCS Laboratories, Inc. | 2 |
| Moore Epitaxial, Inc. | 2 |

Top 25 (or less) local inventors:

| Inventor | Company | Patents |
|--------------------------|---|---------|
| Adrian Buckley | Research In Motion Limited | 54 |
| Dennis Lockard | Bally Gaming, Inc. | 35 |
| David Johnson | Lift-U, division of Hogan Mfg., Inc. | 31 |
| Yi Dong | Intematix Corporation | 28 |
| Kannan Srinivasan | Dionex Corporation | 22 |
| Joseph C. Farmer | Lawrence Livermore National Security, LLC | 18 |
| Robert O. Keith, Jr. | MaxSP Corporation | 17 |
| Adrian Buckley | BlackBerry Limited | 16 |
| Jean-Pierre Dueri | Sadra Medical, Inc. | 16 |
| Errol Antonio C. Sanchez | Applied Materials, Inc. | 15 |
| Edward A. Wolff | Altera Corporation | 13 |
| Jeffrey C. Tallcott | Bally Gaming, Inc. | 11 |
| Michaela Vanderveen | QUALCOMM Incorporated | 11 |
| Ronald F. Renzi | Sandia Corporation | 11 |
| Sangbeom Park | Ana Semiconductor | 11 |
| Xing-Cai Guo | HGST Netherlands B.V. | 11 |

| | | |
|------------------------|---|----|
| John E. Link | Bally Gaming, Inc. | 10 |
| Kirk Van Katwyk | Applied Materials, Inc. | 10 |
| Robert Olan Keith, Jr. | The Web Access, Inc. | 10 |
| Andrew James Bayramian | Lawrence Livermore National Security, LLC | 9 |
| Paul A. Stucky | Otis Elevator Company | 9 |
| Anson V. Hatch | Sandia Corporation | 8 |
| Cipriano A. Santos | Hewlett-Packard Development Company, L.P. | 8 |
| Dongbing Wang | Moxtek, Inc. | 8 |
| Errol Sanchez | Applied Materials, Inc. | 8 |

> SYRACUSE, NY [45060]

List of 99 included communities:

ALTMAR, NY; APULIA STATION, NY; AUBURN, NY; BALDWINVILLE, NY; BERNHARDS BAY, NY; BOUCKVILLE, NY; BREWERTON, NY; BRIDGEPORT, NY; BROOKFIELD, NY; CAMDEN, NY; CAMILLUS, NY; CANASTOTA, NY; CATO, NY; CAZENOVIA, NY; CENTRAL SQUARE, NY; CHITTENANGO, NY; CICERO, NY; CLAY, NY; CLEVELAND, NY; CLOCKVILLE, NY; CONSTANTIA, NY; DE RUYTER, NY; DELPHI FALLS, NY; EARLVILLE, NY; EAST SYRACUSE, NY; EATON, NY; ELBRIDGE, NY; ERIEVILLE, NY; FABIUS, NY; FAIR HAVEN, NY; FAYETTEVILLE, NY; FULTON, NY; GEORGETOWN, NY; HAMILTON, NY; HANNIBAL, NY; HASTINGS, NY; HOMER, NY; HUBBARDSVILLE, NY; JAMESVILLE, NY; JORDAN, NY; KIRKVILLE, NY; LA FAYETTE, NY; LACONA, NY; LEONARDSVILLE, NY; LIVERPOOL, NY; LYCOMING, NY; MADISON, NY; MALLORY, NY; MANLIUS, NY; MANNSVILLE, NY; MAPLE VIEW, NY; MARCELLUS, NY; MARIETTA, NY; MARTVILLE, NY; MEMPHIS, NY; MEXICO, NY; MINETTO, NY; MINOA, NY; MORRISVILLE, NY; MOTTVILLE, NY; MUNNSVILLE, NY; NEDROW, NY; NEW HAVEN, NY; NEW WOODSTOCK, NY; NORTH BROOKFIELD, NY; ONEIDA, NY; ORISKANY FALLS, NY; ORWELL, NY; OSWEGO, NY; PARISH, NY; PENNELLVILLE, NY; PETERBORO, NY; PHOENIX, NY; PLAINVILLE, NY; POMPEY, NY; PREBLE, NY; PULASKI, NY; REDFIELD, NY; RICHLAND, NY; SANDY CREEK, NY; SHERBURNE, NY; SKANEATELES FALLS, NY; SKANEATELES, NY; SOLSVILLE, NY; SPRING VALLEY, NY; STERLING, NY; SYRACUSE, NY; TRUXTON, NY; TULLY, NY; WAMPSVILLE, NY; WARNERS, NY; WATERVILLE, NY; WEEDSPORT, NY; WEST EATON, NY; WEST EDMESTON, NY; WEST MONROE, NY; WEST WINFIELD, NY; WESTDALE, NY; WILLIAMSTOWN, NY

Economics:

| Indiv Tax Returns | Cum Indiv Income | Co Tax Returns | Cum Co Income |
|-------------------|------------------|----------------|---------------|
| 408150 | 23224628000 | 17600 | 696722000 |

Entity Counts:

| Org Type | Count |
|------------|-------|
| Company | 152 |
| Foundation | 1 |
| HigherEd | 2 |

152 IP-based companies out of 17600 business tax returns = 0.86% in IP company density.

| Year | Est Population | Inventors | Inv / 1000 | Patents | Local Cos | Art Classes |
|------|----------------|-----------|------------|---------|-----------|-------------|
| 2005 | | 219 | | 197 | 34 | 102 |
| 2006 | | 270 | | 239 | 26 | 108 |
| 2007 | | 230 | | 222 | 28 | 95 |
| 2008 | | 225 | | 183 | 24 | 92 |
| 2009 | | 222 | | 178 | 20 | 95 |
| 2010 | 662577 | 282 | 0.43 | 238 | 23 | 98 |
| 2011 | 662609 | 324 | 0.49 | 282 | 27 | 109 |
| 2012 | 661256 | 370 | 0.56 | 338 | 29 | 115 |
| 2013 | 662861 | 386 | 0.58 | 361 | 36 | 129 |
| 2014 | 661478 | 390 | 0.59 | 318 | 30 | 125 |

| Inventors | Patents |
|--------------|---------|
| Totals: 1568 | 2556 |

Top 25 Art Classes:

| Art Class (code) | Patents | % this metro | % top 250 |
|--|---------|--------------|-----------|
| Electrical connectors... (439) | 246 | 9.6% | 3.6% |
| Registers... (235) | 193 | 7.6% | 3.1% |
| Electricity: electrical systems and devices... (361) | 80 | 3.1% | 0.9% |

| | | | |
|---|----|------|------|
| Surgery... (600) | 62 | 2.4% | 0.6% |
| Chemistry: molecular biology and microbiology... (435) | 54 | 2.1% | 0.3% |
| Communications: directive radio wave systems and d... (342) | 48 | 1.9% | 1.6% |
| Rotary expansible chamber devices... (418) | 42 | 1.6% | 13% |
| Wave transmission lines and networks... (333) | 38 | 1.5% | 2.3% |
| Electricity: conductors and insulators... (174) | 37 | 1.4% | 1.2% |
| Illumination... (362) | 37 | 1.4% | 0.7% |
| Surgery... (606) | 34 | 1.3% | 0.3% |
| Communications: radio wave antennas... (343) | 33 | 1.3% | 1.1% |
| Planetary gear transmission systems or components... (475) | 31 | 1.2% | 1.8% |
| Pumps... (417) | 31 | 1.2% | 2.3% |
| Image analysis... (382) | 29 | 1.1% | 0.2% |
| Communications: electrical... (340) | 28 | 1.1% | 0.2% |
| Television... (348) | 28 | 1.1% | 0.4% |
| Prosthesis (i.e., artificial body members), parts ... (623) | 26 | 1% | 0.4% |
| Drug, bio-affecting and body treating compositions... (514) | 25 | 1% | 0.1% |
| Chairs and seats... (297) | 24 | 0.9% | 0.8% |
| Data processing: financial, business practice, man... (705) | 23 | 0.9% | 0.1% |
| Electricity: measuring and testing... (324) | 23 | 0.9% | 0.3% |
| Thermal measuring and testing... (374) | 21 | 0.8% | 2% |
| Data processing: vehicles, navigation, and relativ... (701) | 20 | 0.8% | 0.2% |
| Multiplex communications... (370) | 20 | 0.8% | 0.1% |

Patents (by local inventors) assigned to local companies (top 25 or less):
 NOTE: this company count is likely less than the total company account above
 because the above count includes local companies with non-local inventors.

| Company Name | Patents |
|-----------------------------------|---------|
| Hand Held Products, Inc. | 195 |
| John Mezzalingua Associates, Inc. | 179 |
| Welch Allyn, Inc. | 172 |
| Pass & Seymour, Inc. | 142 |
| Syracuse University | 78 |
| Carrier Corporation | 73 |
| PPC Broadband, Inc. | 63 |
| Oneida, Ltd. | 48 |
| John Mezzalingua Assoc., Inc. | 29 |
| John Mezzalingua Associates, LLC | 24 |
| Anaren, Inc. | 14 |
| Oneida Ltd. | 11 |
| Defenshield, Inc. | 10 |
| Sensis Corporation | 10 |
| Syracuse China Company | 9 |
| Allred & Associates Inc. | 8 |
| Eagle Comtronics, Inc. | 8 |
| Oneida Air Systems, Inc. | 8 |
| Inficon, Inc. | 7 |
| Bitzer Scroll Inc. | 6 |
| Cyandia, Inc. | 6 |
| Feldmeier Equipment, Inc. | 6 |
| J.R. Clancy, Inc. | 6 |
| L. & J. G. Stickley, Inc. | 5 |
| OXK, LLC | 5 |

Top 25 (or less) local inventors:

| Inventor | Company | Patents |
|-------------------|-----------------------------------|---------|
| Noah Montena | John Mezzalingua Associates, Inc. | 121 |
| Michael F. Taras | Carrier Corporation | 103 |
| Alexander Lifson | Carrier Corporation | 101 |
| William H. Havens | Hand Held Products, Inc. | 77 |

| | | |
|------------------------|------------------------------------|----|
| Julian V. Chan | Medical Instill Technologies, Inc. | 73 |
| Jeremy Amidon | John Mezzalingua Associates, Inc. | 61 |
| Gerald R. Savicki, Jr. | Pass & Seymour, Inc. | 58 |
| Scott W. Osiecki | Eveready Battery Company, Inc. | 58 |
| Andrew Longacre, Jr. | Hand Held Products, Inc. | 54 |
| Donwoong Kang | Eveready Battery Company, Inc. | 53 |
| Robert M. Hussey | Hand Held Products, Inc. | 53 |
| Timothy R. Fitch | Hand Held Products, Inc. | 39 |
| Noah Montena | PPC Broadband, Inc. | 36 |
| Noah P. Montena | John Mezzalingua Associates, Inc. | 36 |
| John A. Lane | Welch Allyn, Inc. | 32 |
| Timothy P. Meier | Hand Held Products, Inc. | 32 |
| David E. Quinn | Welch Allyn, Inc. | 31 |
| Michael A. Ehrhart | Hand Held Products, Inc. | 31 |
| Scott W. Osiecki | John D. Brush & Co., Inc. | 30 |
| David A. Finlay, Sr. | Pass & Seymour, Inc. | 29 |
| Yukiko Ito | Oneida, Ltd. | 29 |
| Chris Natoli | John Mezzalingua Associates, Inc. | 28 |
| Robert L. Vivenzio | Welch Allyn, Inc. | 28 |
| Raymond A. Lia | Welch Allyn, Inc. | 27 |
| Jeffrey C. Richards | Pass & Seymour, Inc. | 26 |

> TALLAHASSEE, FL [45220]

List of 18 included communities:

CHATTAHOOCHEE, FL; CRAWFORDVILLE, FL; GREENSBORO, FL; GREENVILLE, FL; GRETNA, FL; HAVANA, FL; LAMONT, FL; LLOYD, FL; MIDWAY, FL; MONTICELLO, FL; PANACEA, FL; PANAMA CITY, FL; QUINCY, FL; SAINT MARKS, FL; SOPCHOPPY, FL; TALLAHASSEE, FL; WACISSA, FL; WOODVILLE, FL

Economics:

| Indiv Tax Returns | Cum Indiv Income | Co Tax Returns | Cum Co Income |
|-------------------|------------------|----------------|---------------|
| 234350 | 12472375000 | 12540 | 408152000 |

Entity Counts:

| Org Type | Count |
|------------|-------|
| Company | 45 |
| Foundation | 1 |
| HigherEd | 13 |

45 IP-based companies out of 12540 business tax returns = 0.36% in IP company density.

| Year | Est Population | Inventors | Inv / 1000 | Patents | Local Cos | Art Classes |
|------|----------------|-----------|------------|---------|-----------|-------------|
| 2005 | | 87 | | 75 | 5 | 53 |
| 2006 | | 84 | | 72 | 5 | 49 |
| 2007 | | 66 | | 63 | 6 | 40 |
| 2008 | | 54 | | 44 | 3 | 37 |
| 2009 | | 54 | | 49 | 5 | 35 |
| 2010 | 367413 | 115 | 0.31 | 92 | 7 | 60 |
| 2011 | 371156 | 85 | 0.23 | 72 | 8 | 48 |
| 2012 | 375523 | 130 | 0.35 | 105 | 11 | 61 |
| 2013 | 373583 | 159 | 0.43 | 138 | 8 | 76 |
| 2014 | 375751 | 131 | 0.35 | 102 | 11 | 66 |

| | Inventors | Patents |
|---------|-----------|---------|
| Totals: | 675 | 812 |

Top 25 Art Classes:

| Art Class (code) | Patents | % this metro | % top 250 |
|---|---------|--------------|-----------|
| Drug, bio-affecting and body treating compositions... (514) | 43 | 5.3% | 0.2% |
| Image analysis... (382) | 34 | 4.2% | 0.2% |
| Multicellular living organisms and unmodified part... (800) | 32 | 3.9% | 0.6% |
| Chemistry: molecular biology and microbiology... (435) | 26 | 3.2% | 0.1% |
| Drug, bio-affecting and body treating compositions... (424) | 19 | 2.3% | 0.1% |
| Ships... (114) | 15 | 1.8% | 1.1% |
| Chemistry: analytical and immunological testing... (436) | 14 | 1.7% | 0.5% |
| Material or article handling... (414) | 14 | 1.7% | 1.2% |
| Chemistry: natural resins or derivatives; peptides... (530) | 13 | 1.6% | 0.3% |
| Organic compounds -- part of the class 532-570 ser... (549) | 13 | 1.6% | 1.6% |
| Electricity: measuring and testing... (324) | 12 | 1.5% | 0.2% |
| Electrical computers and digital processing system... (709) | 11 | 1.4% | 0% |
| Telecommunications... (455) | 11 | 1.4% | 0% |
| Communications: electrical... (340) | 10 | 1.2% | 0.1% |
| Data processing: financial, business practice, man... (705) | 10 | 1.2% | 0% |

| | | | |
|---|----|------|------|
| Stock material or miscellaneous articles... (428) | 10 | 1.2% | 0.1% |
| Chemical apparatus and process disinfecting, deodo... (422) | 9 | 1.1% | 0.2% |
| Ammunition and explosives... (102) | 9 | 1.1% | 1% |
| Amusement devices: games... (463) | 9 | 1.1% | 0.2% |
| Organic compounds -- part of the class 532-570 ser... (536) | 9 | 1.1% | 0.3% |
| Plastic and nonmetallic article shaping or treatin... (264) | 9 | 1.1% | 0.3% |
| Synthetic resins or natural rubbers -- part of the... (526) | 9 | 1.1% | 0.5% |
| Chemistry: electrical and wave energy... (204) | 8 | 1% | 0.4% |
| Data processing: vehicles, navigation, and relativ... (701) | 8 | 1% | 0.1% |
| Electrical computers and digital processing system... (712) | 8 | 1% | 0.3% |

Patents (by local inventors) assigned to local companies (top 25 or less):
 NOTE: this company count is likely less than the total company account above
 because the above count includes local companies with non-local inventors.

| Company Name | Patents |
|--|---------|
| Florida State University Research Foundation, Inc. | 85 |
| Florida State University Research Foundation | 69 |
| The Florida State University Research Foundation, Inc. | 55 |
| Florida State University | 16 |
| FSU Research Foundation, Inc. | 12 |
| Florida Agricultural and Mechanical University | 11 |
| Florida A&M University | 8 |
| Global Communications, Inc. | 8 |
| Bright Technologies, LLC | 6 |
| BEC Companies, Inc. | 5 |
| Integrated Group Assets Inc. | 5 |
| GTO, Inc. | 4 |
| Bright Technologies, LLC. | 3 |
| Integrated Group Assets, Inc. | 3 |
| J. True Martin Irrevocable Trust | 3 |
| Florida A&M University Board of Trustees | 2 |
| Growth Innovation, LLC | 2 |
| SCADDS Incorporated | 2 |
| The Florida State University Research Foundation | 2 |
| Florida State University Research Foundation, Inc | 1 |
| Florida State University Research Foundation, Inc. | 1 |
| Florida State University of Research Foundation | 1 |
| Florida Agrlcultural and Mechanical University | 1 |
| FLORIDA AGRICULTURAL AND MECHANICAL UNIVERSITY (FAMU) | 1 |
| Florida Agricultural & Mechanical University | 1 |

Top 25 (or less) local inventors:

| Inventor | Company | Patents |
|-----------------------|--|---------|
| Joseph B. Schlenoff | Florida State University Research Foundation, Inc. | 14 |
| Robert A. Holton | Florida State University Research Foundation, Inc. | 11 |
| Ben Wang | Florida State University Research Foundation | 10 |
| Ben Wang | Florida State University Research Foundation, Inc. | 10 |
| Robert A. Holton | FSU Research Foundation, Inc. | 10 |
| Chun Zhang | Florida State University Research Foundation | 9 |
| David S. Hutton | International Business Machines Corporation | 9 |
| Felipe Gucia | The United States of America as represented by the | 9 |
| Adrian Barbu | Siemens Medical Solutions USA, Inc. | 7 |
| Daniel P. Gorman | Pioneer Hi Bred International Inc | 7 |
| James A. Moorer | Adobe Systems Incorporated | 7 |
| Yousef Haik | Florida State University Research Foundation | 7 |
| Austin S. Coker, Jr. | Global Communications, Inc. | 6 |
| Daniel Preston Gorman | Pioneer Hi-Bred International, Inc. | 6 |
| Khusi Ram Tiwari | Pioneer Hi-Bred International, Inc. | 6 |
| Michael Blaber | Florida State University Research Foundation, Inc. | 6 |

| | | |
|---------------------|--|---|
| Robert A. Holton | Florida State University | 6 |
| Robert C. Woodall | The United States of America as represented by the | 6 |
| Zhiyong Liang | Florida State University Research Foundation | 6 |
| Adrian Barbu | Siemens Aktiengesellschaft | 5 |
| Brian G. Pfeifer | BEC Companies, Inc. | 5 |
| Charles E. Benedict | BEC Companies, Inc. | 5 |
| Chris Richburg | The United States of America as represented by the | 5 |
| Christian A. Yates | BEC Companies, Inc. | 5 |
| Chun Zhang | Florida State University Research Foundation, Inc. | 5 |

> TAMPA-ST. PETERSBURG-CLEARWATER, FL [45300]

List of 59 included communities:

APOLLO BEACH, FL; ARIPEKA, FL; BALM, FL; BAY PINES, FL; BELLEAIR BEACH, FL; BRANDON, FL; BROOKSVILLE, FL; CLEARWATER BEACH, FL; CLEARWATER, FL; CRYSTAL BEACH, FL; CRYSTAL SPRINGS, FL; DADE CITY, FL; DOVER, FL; DUNEDIN, FL; DURANT, FL; ELFERS, FL; GIBSONTON, FL; HOLIDAY, FL; HUDSON, FL; INDIAN ROCKS BEACH, FL; ISTACHATTA, FL; KATHLEEN, FL; LACOOCHEE, FL; LAKELAND, FL; LAND O LAKES, FL; LARGO, FL; LITHIA, FL; LUTZ, FL; MANGO, FL; NEW PORT RICHEY, FL; NOBLETON, FL; ODESSA, FL; OLDSMAR, FL; OZONA, FL; PALM HARBOR, FL; PINELLAS PARK, FL; PLANT CITY, FL; PORT RICHEY, FL; RIVERVIEW, FL; RUSKIN, FL; SAFETY HARBOR, FL; SAINT LEO, FL; SAINT PETERSBURG, FL; SAN ANTONIO, FL; SEFFNER, FL; SEMINOLE, FL; SPRING HILL, FL; SUN CITY CENTER, FL; SUN CITY, FL; SYDNEY, FL; TAMPA, FL; TARPON SPRINGS, FL; THONOTOSASSA, FL; TRILBY, FL; VALRICO, FL; WEBSTER, FL; WESLEY CHAPEL, FL; WIMAUMA, FL; ZEPHYRHILLS, FL

Economics:

| Indiv Tax Returns | Cum Indiv Income | Co Tax Returns | Cum Co Income |
|-------------------|------------------|----------------|---------------|
| 1344660 | 77489230000 | 94200 | 2079794000 |

Entity Counts:

| Org Type | Count |
|------------|-------|
| Company | 487 |
| Foundation | 1 |
| HigherEd | 10 |

487 IP-based companies out of 94200 business tax returns = 0.52% in IP company density.

| Year | Est Population | Inventors | Inv / 1000 | Patents | Local Cos | Art Classes |
|------|----------------|-----------|------------|---------|-----------|-------------|
| 2005 | | 375 | | 295 | 51 | 144 |
| 2006 | | 456 | | 360 | 58 | 160 |
| 2007 | | 400 | | 322 | 54 | 154 |
| 2008 | | 429 | | 333 | 51 | 149 |
| 2009 | | 387 | | 322 | 59 | 152 |
| 2010 | 2783243 | 604 | 0.22 | 511 | 76 | 172 |
| 2011 | 2829104 | 694 | 0.25 | 570 | 76 | 192 |
| 2012 | 2848003 | 712 | 0.25 | 671 | 84 | 198 |
| 2013 | 2874154 | 799 | 0.28 | 725 | 97 | 192 |
| 2014 | 2915582 | 991 | 0.34 | 868 | 92 | 207 |

| Inventors | Patents |
|--------------|---------|
| Totals: 3875 | 4977 |

Top 25 Art Classes:

| Art Class (code) | Patents | % this metro | % top 250 |
|---|---------|--------------|-----------|
| Surgery... (606) | 165 | 3.3% | 1.3% |
| Drug, bio-affecting and body treating compositions... (514) | 162 | 3.3% | 0.7% |
| Data processing: financial, business practice, man... (705) | 157 | 3.2% | 0.7% |
| Surgery... (604) | 144 | 2.9% | 1.6% |
| Electrical computers and digital processing system... (709) | 114 | 2.3% | 0.4% |
| Chemistry: molecular biology and microbiology... (435) | 102 | 2% | 0.6% |
| Interactive video distribution systems... (725) | 98 | 2% | 2.1% |
| Communications: electrical... (340) | 97 | 1.9% | 0.8% |
| Surgery... (600) | 95 | 1.9% | 0.8% |

| | | | |
|---|----|------|------|
| Drug, bio-affecting and body treating compositions... (424) | 94 | 1.9% | 0.6% |
| Telecommunications... (455) | 91 | 1.8% | 0.4% |
| Multiplex communications... (370) | 82 | 1.6% | 0.3% |
| Liquid purification or separation... (210) | 78 | 1.6% | 1.6% |
| Data processing: database and file management or d... (707) | 71 | 1.4% | 0.3% |
| Telephonic communications... (379) | 70 | 1.4% | 0.9% |
| Image analysis... (382) | 68 | 1.4% | 0.5% |
| Prosthesis (i.e., artificial body members), parts ... (623) | 59 | 1.2% | 0.9% |
| Information security... (726) | 57 | 1.1% | 0.6% |
| Electricity: electrical systems and devices... (361) | 56 | 1.1% | 0.7% |
| Illumination... (362) | 56 | 1.1% | 1.1% |
| Electrical computers and digital processing system... (713) | 51 | 1% | 0.4% |
| Land vehicles... (280) | 50 | 1% | 0.9% |
| Data processing: vehicles, navigation, and relativ... (701) | 47 | 0.9% | 0.5% |
| Pulse or digital communications... (375) | 47 | 0.9% | 0.4% |
| Optics: measuring and testing... (356) | 45 | 0.9% | 0.7% |

Patents (by local inventors) assigned to local companies (top 25 or less):
 NOTE: this company count is likely less than the total company account above because the above count includes local companies with non-local inventors.

| Company Name | Patents |
|---|---------|
| University of South Florida | 581 |
| Masonite Corporation | 47 |
| Paradyne Corporation | 36 |
| Linvatec Corporation | 33 |
| Oscor Inc. | 24 |
| H. Lee Moffitt Cancer Center and Research Institute, Inc. | 23 |
| Intezyne Technologies, Inc. | 23 |
| Enodis Corporation | 18 |
| Gregory A. Pearson, Inc. | 16 |
| Barnett Outdoors, LLC | 15 |
| Tampa Bay Recreation, LLC | 15 |
| Orthopedic Development Corporation | 14 |
| eWinWin, Inc. | 12 |
| Cartridge Corporation of America, Inc. | 11 |
| CertainTeed Gypsum, Inc. | 10 |
| QEM, Inc. | 10 |
| San Juan Patents, Inc. | 10 |
| Technology Research Corporation | 10 |
| ElectraLED, Inc. | 9 |
| LEDnovation, Inc. | 9 |
| Mercury Enterprises, Inc. | 9 |
| Paragon Water Systems, Inc. | 9 |
| Transitions Optical, Inc. | 9 |
| Vanguard Products Group, Inc. | 9 |
| Electrostim Medical Services, Inc. | 8 |

Top 25 (or less) local inventors:

| Inventor | Company | Patents |
|----------------------|---|---------|
| Sri Ramanathan | International Business Machines Corporation | 71 |
| Arun Ramaswamy | The Nielsen Company (US), LLC | 60 |
| Venugopal Srinivasan | The Nielsen Company (US), LLC | 42 |
| Said M. Sebti | University of South Florida | 36 |
| Rodolfo Roger | Baxter Healthcare S.A. | 30 |
| Rodolfo Roger | Baxter International Inc. | 29 |
| Ryan Alan Wick | Sprint Communications Company L.P. | 25 |
| Shahid Din | Baxter International Inc. | 22 |
| Shekhar Bhansali | University of South Florida | 22 |
| Thomas P. Osypka | Oscor Inc. | 22 |

| | | |
|--------------------|---|----|
| Don Busby | Baxter International Inc. | 21 |
| Pamela A. Nesbitt | International Business Machines Corporation | 21 |
| Shahid Din | Baxter Healthcare S.A. | 21 |
| Wangmao Ge | Agensys, Inc. | 21 |
| Habib Skaff | Intezyne Technologies, Inc. | 20 |
| Jamal Haque | Honeywell International Inc. | 20 |
| Morris Lee | The Nielsen Company (US), LLC | 20 |
| Shyam S. Mohapatra | University of South Florida | 20 |
| Thomas Weller | University of South Florida | 20 |
| Keith Kometer | Masonite Corporation | 19 |
| Huseyin Arslan | University of South Florida | 18 |
| Patrick Murphy | Freedom Scientific, Inc. | 18 |
| Gordon Bremer | Paradyne Corporation | 17 |
| James L. Tucker | Honeywell International Inc. | 17 |
| Kevin N. Sill | Intezyne Technologies, Inc. | 17 |

> TERRE HAUTE, IN [45460]

List of 48 included communities:

BLANFORD, IN; BOWLING GREEN, IN; BRAZIL, IN; CARBON, IN; CARLISLE, IN; CAYUGA, IN; CENTERPOINT, IN; CLAY CITY, IN; CLINTON, IN; COAL CITY, IN; COALMONT, IN; CORY, IN; COVINGTON, IN; DANA, IN; DUGGER, IN; EDWARDSPORT, IN; FAIRBANKS, IN; FARMERSBURG, IN; FONTANET, IN; GRAYSVILLE, IN; HARMONY, IN; HILLSDALE, IN; HYMERA, IN; JASONVILLE, IN; KNIGHTSVILLE, IN; LEWIS, IN; MEROM, IN; NEW GOSHEN, IN; NEWPORT, IN; OAKTOWN, IN; PAXTON, IN; PERRYVILLE, IN; PIMENTO, IN; POLAND, IN; PRAIRIE CREEK, IN; PRAIRIETON, IN; RILEY, IN; ROSEDALE, IN; SAINT BERNICE, IN; SAINT MARY OF THE WOODS, IN; SEELYVILLE, IN; SHELBURN, IN; SHEPARDVILLE, IN; STAUNTON, IN; SULLIVAN, IN; TERRE HAUTE, IN; UNIVERSAL, IN; WEST TERRE HAUTE, IN

Economics:

| Indiv Tax Returns | Cum Indiv Income | Co Tax Returns | Cum Co Income |
|-------------------|------------------|----------------|---------------|
| 121630 | 5757921000 | 4790 | 146561000 |

Entity Counts:

| Org Type | Count |
|----------|-------|
| Company | 13 |
| HigherEd | 1 |

13 IP-based companies out of 4790 business tax returns = 0.27% in IP company density.

| Year | Est Population | Inventors | Inv / 1000 | Patents | Local Cos | Art Classes |
|------|----------------|-----------|------------|---------|-----------|-------------|
| 2005 | | 17 | | 18 | 2 | 13 |
| 2006 | | 25 | | 18 | 3 | 15 |
| 2008 | | 24 | | 15 | 1 | 13 |
| 2009 | | 13 | | 13 | 1 | 11 |
| 2010 | 172425 | 18 | 0.1 | 17 | 1 | 14 |
| 2011 | 172581 | 15 | 0.09 | 14 | 3 | 11 |
| 2012 | 172626 | 31 | 0.18 | 25 | 4 | 19 |
| 2013 | 172201 | 21 | 0.12 | 21 | 1 | 18 |
| 2014 | 171480 | 14 | 0.08 | 11 | 3 | 11 |

| Inventors | Patents |
|-------------|---------|
| Totals: 135 | 163 |

Top 25 Art Classes:

| Art Class (code) | Patents | % this metro | % top 250 |
|---|---------|--------------|-----------|
| Surgery... (606) | 11 | 6.7% | 0.1% |
| Stock material or miscellaneous articles... (428) | 10 | 6.1% | 0.1% |
| Abrading... (451) | 8 | 4.9% | 0.4% |
| Chemistry: molecular biology and microbiology... (435) | 5 | 3.1% | 0% |
| Drug, bio-affecting and body treating compositions... (514) | 5 | 3.1% | 0% |
| Data processing: financial, business practice, man... (705) | 4 | 2.5% | 0% |
| Drug, bio-affecting and body treating compositions... (424) | 4 | 2.5% | 0% |
| Data processing: vehicles, navigation, and relativ... (701) | 4 | 2.5% | 0% |
| Food or edible material: processes, compositions, ... (426) | 4 | 2.5% | 0.2% |
| Road structure, process, or apparatus... (404) | 4 | 2.5% | 0.4% |
| Special receptacle or package... (206) | 4 | 2.5% | 0.1% |
| Surgery... (600) | 4 | 2.5% | 0% |
| Surgery... (604) | 4 | 2.5% | 0% |

| | | | |
|---|---|------|------|
| X-ray or gamma ray systems or devices... (378) | 4 | 2.5% | 0.2% |
| Conveyors: power-driven... (198) | 3 | 1.8% | 0.2% |
| Communications: electrical... (340) | 3 | 1.8% | 0% |
| Adhesive bonding and miscellaneous chemical manufa... (156) | 3 | 1.8% | 0.1% |
| Land vehicles: bodies and tops... (296) | 3 | 1.8% | 0.1% |
| Motion video signal processing for recording or re... (386) | 3 | 1.8% | 0.3% |
| Optics: measuring and testing... (356) | 3 | 1.8% | 0% |
| Plastic and nonmetallic article shaping or treatin... (264) | 3 | 1.8% | 0.1% |
| Radiant energy... (250) | 3 | 1.8% | 0% |
| Synthetic resins or natural rubbers -- part of the... (521) | 3 | 1.8% | 0.2% |
| Chemistry: analytical and immunological testing... (436) | 2 | 1.2% | 0.1% |
| Coded data generation or conversion... (341) | 2 | 1.2% | 0.1% |

Patents (by local inventors) assigned to local companies (top 25 or less):
 NOTE: this company count is likely less than the total company account above because the above count includes local companies with non-local inventors.

| Company Name | Patents |
|--------------------------------------|---------|
| Sony DADC US Inc. | 4 |
| Raytech Innovative Solutions, Inc. | 4 |
| Indiana State University | 2 |
| Rose-Hulman Institute of Technology | 2 |
| Union Hospital, Inc. | 2 |
| Raytech Innovative Solutions, LLC | 2 |
| Soil-Max, Inc. | 1 |
| Raytech Innovative Solutions, LLC | 1 |
| Raytech Innovation Solutions, LLC | 1 |
| Gradient Inc. | 1 |
| Clabber Girl Corporation | 1 |
| Advanced Powertrain Engineering, LLC | 1 |

Top 25 (or less) local inventors:

| Inventor | Company | Patents |
|------------------------------|--|---------|
| Paul E. Thomas | Tredegar Film Products Corporation | 5 |
| Brian C. Dougherty | Nico Corporation | 4 |
| Deborah Joy Walter | General Electric Company | 4 |
| Paul Fathauer | Raytech Innovative Solutions, Inc. | 4 |
| Barry J. Davignon | Glucago LLC | 3 |
| David V. Toloday | Von Duprin, Inc. | 3 |
| Garrick Dasbach | Digonex Technologies, Inc. | 3 |
| Jan Alan Eglén | Digonex Technologies, Inc. | 3 |
| Jeffrey C. Smith | Boston Scientific Scimed, Inc. | 3 |
| Jeffrey Smith | Boston Scientific Scimed, Inc. | 3 |
| Jennifer L. Tomey | Kraft Foods Global Brands LLC | 3 |
| Kati E. Shearer | Abbott Laboratories | 3 |
| Michael Francis Kvintus, Jr. | Thomson Licensing | 3 |
| Richard D. Cooper | Raytech Innovative Solutions, Inc. | 3 |
| Anthony New | Sony Corporation | 2 |
| Anthony New | Sony DADC US Inc. | 2 |
| Barry Davignon | Full-View-Matic, Inc. | 2 |
| Bill Grubba | SemMaterials, L.P. | 2 |
| David Scott Fisher | Board of Trustees of the Leland Stanford Junior Un | 2 |
| Ephraim Lindquist | Digonex Technologies, Inc. | 2 |
| Hongwei Liu | Full-View-Matic, Inc. | 2 |
| James C. Merk | Cook Medical Technologies LLC | 2 |
| James D. Tribble | Tredegar Film Products Corporation | 2 |
| Jeremy Eglén | Digonex Technologies, Inc. | 2 |
| John R. Palm | Great Dane Limited Partnership | 2 |

> TOLEDO, OH [45780]

List of 76 included communities:

ARCHBOLD, OH; BERKEY, OH; BLOOMDALE, OH; BOWLING GREEN, OH; BRADNER, OH; CLAY CENTER, OH; CURTICE, OH; CUSTAR, OH; CYGNET, OH; DELTA, OH; DESHLER, OH; DUNBRIDGE, OH; ELMORE, OH; FAYETTE, OH; FOSTORIA, OH; FREMONT, OH; GENOA, OH; GIBSONBURG, OH; GRAND RAPIDS, OH; GRAYTOWN, OH; GYPSUM, OH; HARBOR VIEW, OH; HASKINS, OH; HOLLAND, OH; HOYTVILLE, OH; ISLE SAINT GEORGE, OH; JERRY CITY, OH; LACARNE, OH; LAKESIDE MARBLEHEAD, OH; LEMOYNE, OH; LIBERTY CENTER, OH; LINDSEY, OH; LUCKEY, OH; LYONS, OH; MARTIN, OH; MAUMEE, OH; MC CLURE, OH; MC COMB, OH; METAMORA, OH; MIDDLE BASS, OH; MILLBURY, OH; MILTON CENTER, OH; MONCLOVA, OH; NAPOLEON, OH; NEAPOLIS, OH; NORTH BALTIMORE, OH; NORTHWOOD, OH; OAK HARBOR, OH; OREGON, OH; PEMBERVILLE, OH; PERRYSBURG, OH; PETTISVILLE, OH; PORT CLINTON, OH; PORTAGE, OH; PUT IN BAY, OH; RISINGSUN, OH; ROCKY RIDGE, OH; ROSSFORD, OH; RUDOLPH, OH; STONY RIDGE, OH; STRYKER, OH; SWANTON, OH; SYLVANIA, OH; TOLEDO, OH; TONTOGANY, OH; VAN BUREN, OH; WALBRIDGE, OH; WATERVILLE, OH; WAUSEON, OH; WAYNE, OH; WEST MILLGROVE, OH; WEST UNITY, OH; WESTON, OH; WHITEHOUSE, OH; WILLISTON, OH; WOODVILLE, OH

Economics:

| Indiv Tax Returns | Cum Indiv Income | Co Tax Returns | Cum Co Income |
|-------------------|------------------|----------------|---------------|
| 380920 | 19475513000 | 16570 | 601806000 |

Entity Counts:

| Org Type | Count |
|----------|-------|
| Company | 202 |
| HigherEd | 7 |

202 IP-based companies out of 16570 business tax returns = 1.22% in IP company density.

| Year | Est Population | Inventors | Inv / 1000 | Patents | Local Cos | Art Classes |
|------|----------------|-----------|------------|---------|-----------|-------------|
| 2005 | | 190 | | 146 | 38 | 82 |
| 2006 | | 201 | | 159 | 35 | 90 |
| 2007 | | 211 | | 151 | 40 | 90 |
| 2008 | | 183 | | 154 | 37 | 91 |
| 2009 | | 158 | | 146 | 25 | 73 |
| 2010 | 610001 | 223 | 0.37 | 193 | 33 | 100 |
| 2011 | 609596 | 227 | 0.37 | 208 | 32 | 96 |
| 2012 | 608551 | 250 | 0.41 | 233 | 42 | 111 |
| 2013 | 608430 | 298 | 0.49 | 256 | 35 | 113 |
| 2014 | 607456 | 317 | 0.52 | 268 | 42 | 125 |

| Inventors | Patents |
|--------------|---------|
| Totals: 1371 | 1914 |

Top 25 Art Classes:

| Art Class (code) | Patents | % this metro | % top 250 |
|---|---------|--------------|-----------|
| Electric lamp and discharge devices... (313) | 83 | 4.3% | 6.1% |
| Bottles and jars... (215) | 68 | 3.6% | 10.7% |
| Multicellular living organisms and unmodified part... (800) | 63 | 3.3% | 1.1% |
| Plastic and nonmetallic article shaping or treatin... (264) | 42 | 2.2% | 1.3% |
| Stock material or miscellaneous articles... (428) | 41 | 2.1% | 0.5% |
| Liquid purification or separation... (210) | 39 | 2% | 0.8% |
| Surgery... (606) | 37 | 1.9% | 0.3% |
| Fluid sprinkling, spraying, and diffusing... (239) | 36 | 1.9% | 1.9% |

| | | | |
|---|----|------|------|
| Computer graphics processing and selective visual ... (345) | 33 | 1.7% | 0.3% |
| Adhesive bonding and miscellaneous chemical manufa... (156) | 32 | 1.7% | 0.9% |
| Coating processes... (427) | 30 | 1.6% | 0.8% |
| Dispensing... (222) | 28 | 1.5% | 1.3% |
| Semiconductor device manufacturing: process... (438) | 28 | 1.5% | 0.1% |
| Chemistry: molecular biology and microbiology... (435) | 27 | 1.4% | 0.2% |
| Rotary shafts, gudgeons, housings, and flexible co... (464) | 26 | 1.4% | 7.5% |
| Drug, bio-affecting and body treating compositions... (514) | 25 | 1.3% | 0.1% |
| Plastic article or earthenware shaping or treating... (425) | 25 | 1.3% | 1.8% |
| Optics: measuring and testing... (356) | 24 | 1.3% | 0.4% |
| Radiant energy... (250) | 24 | 1.3% | 0.3% |
| Receptacles... (220) | 24 | 1.3% | 1.1% |
| Chairs and seats... (297) | 23 | 1.2% | 0.8% |
| Pipe joints or couplings... (285) | 23 | 1.2% | 2.2% |
| Electric heating... (219) | 21 | 1.1% | 0.7% |
| Land vehicles... (280) | 21 | 1.1% | 0.4% |
| Drug, bio-affecting and body treating compositions... (424) | 19 | 1% | 0.1% |

Patents (by local inventors) assigned to local companies (top 25 or less):
 NOTE: this company count is likely less than the total company account above
 because the above count includes local companies with non-local inventors.

| Company Name | Patents |
|---|---------|
| Owens-Brockway Glass Container Inc. | 109 |
| The University of Toledo | 63 |
| First Solar, Inc. | 55 |
| Imaging Systems Technology | 49 |
| Imaging Systems Technology, Inc. | 36 |
| Rexam Closure Systems Inc. | 32 |
| Designetics, Inc. | 30 |
| Rexam Healthcare Packaging Inc. | 28 |
| Bowling Green State University | 27 |
| Dana Automotive Systems Group, LLC | 25 |
| Owens-Illinois Closure Inc. | 25 |
| Owens Corning Intellectual Capital, LLC | 24 |
| The Andersons, Inc. | 21 |
| Pilkington North America, Inc. | 20 |
| Torque-Traction Technologies, Inc. | 20 |
| Glasstech, Inc. | 16 |
| Sauder Woodworking Co. | 16 |
| University of Toledo | 15 |
| Rexam Prescription Products Inc. | 14 |
| Bionix Development Corporation | 13 |
| Dana Corporation | 12 |
| First Solar, Inc | 12 |
| Plastic Technologies, Inc. | 12 |
| Torque-Traction Technologies LLC | 10 |
| Libbey Glass Inc. | 9 |

Top 25 (or less) local inventors:

| Inventor | Company | Patents |
|--------------------|-------------------------------------|---------|
| Carol Ann Wedding | Imaging Systems Technology | 46 |
| Craig A. Williams | Designetics, Inc. | 29 |
| Carol Ann Wedding | Imaging Systems Technology, Inc. | 27 |
| Bradley Alan Spraw | Designetics, Inc. | 23 |
| Debra K. Steiger | Pioneer Hi-Bred International, Inc. | 20 |
| Joel Tetreault | Calphalon Corporation | 19 |
| Daniel K. Wedding | Imaging Systems Technology | 17 |
| Debra Kay Steiger | Pioneer Hi-Bred International, Inc. | 17 |
| Michael J. Kosmyna | Illinois Tool Works Inc. | 17 |

| | | |
|-----------------------|-------------------------------------|----|
| Oliver M. Strbik, III | Imaging Systems Technology | 17 |
| Timothy D. Birthisel | The Andersons, Inc. | 17 |
| Oliver M. Strbik, III | Imaging Systems Technology, Inc. | 16 |
| Alan Michael Jaffee | Johns Manville | 14 |
| Dave Charles Weber | Ford Global Technologies, LLC | 13 |
| Ralph A. Wisniewski | Illinois Tool Works Inc. | 13 |
| Craig L. Potts | Owens-Brockway Glass Container Inc. | 12 |
| James J. Huttner | Bionix Development Corporation | 12 |
| John M. Shingle | Rexam Prescription Products Inc. | 12 |
| Christopher R. Miller | Emerson Electric Co. | 11 |
| Edward A. Grant | Owens-Brockway Glass Container Inc. | 11 |
| James R. Lynch | The Andersons, Inc. | 11 |
| Jeffrey T. Boehler | FRAM Group IP LLC | 11 |
| Chad E. Adams | La-Z-Boy Incorporated | 10 |
| Daniel K. Wedding | Imaging Systems Technology, Inc. | 10 |
| Debra K Steiger | Pioneer Hi Bred International Inc | 10 |

> TOPEKA, KS [45820]

List of 60 included communities:

ALLEN, KS; ALMA, KS; ALTA VISTA, KS; ATCHISON, KS; AUBURN, KS; BELVUE, KS; BERRYTON, KS; BURLINGAME, KS; CARBONDALE, KS; CIRCLEVILLE, KS; COUNCIL GROVE, KS; DELIA, KS; DENISON, KS; DOVER, KS; EMMETT, KS; ESKRIDGE, KS; GRANTVILLE, KS; HARVEYVILLE, KS; HAVENSVILLE, KS; HOLTON, KS; HORTON, KS; HOYT, KS; LAWRENCE, KS; LEBO, KS; LECOMPTON, KS; LYNDON, KS; MANHATTAN, KS; MAPLE HILL, KS; MAYETTA, KS; MC FARLAND, KS; MC LOUTH, KS; MELVERN, KS; MERIDEN, KS; MUSCOTAH, KS; NETAWAKA, KS; NORTONVILLE, KS; OSAGE CITY, KS; OSKALOOSA, KS; OVERBROOK, KS; OZAWKIE, KS; PAXICO, KS; PERRY, KS; QUENEMO, KS; READING, KS; ROSSVILLE, KS; SAINT MARYS, KS; SCRANTON, KS; SILVER LAKE, KS; SOLDIER, KS; TECUMSEH, KS; TONGANOXIE, KS; TOPEKA, KS; VALLEY FALLS, KS; VASSAR, KS; WAKARUSA, KS; WAMEGO, KS; WAVERLY, KS; WETMORE, KS; WHITING, KS; WINCHESTER, KS

Economics:

| Indiv Tax Returns | Cum Indiv Income | Co Tax Returns | Cum Co Income |
|-------------------|------------------|----------------|---------------|
| 211490 | 11449581000 | 10170 | 295472000 |

Entity Counts:

| Org Type | Count |
|------------|-------|
| Company | 72 |
| Foundation | 1 |
| HigherEd | 6 |

72 IP-based companies out of 10170 business tax returns = 0.71% in IP company density.

| Year | Est Population | Inventors | Inv / 1000 | Patents | Local Cos | Art Classes |
|------|----------------|-----------|------------|---------|-----------|-------------|
| 2005 | | 57 | | 45 | 9 | 37 |
| 2006 | | 55 | | 58 | 9 | 44 |
| 2007 | | 72 | | 61 | 15 | 44 |
| 2008 | | 57 | | 43 | 10 | 34 |
| 2009 | | 79 | | 64 | 14 | 45 |
| 2010 | 233870 | 121 | 0.52 | 80 | 14 | 53 |
| 2011 | 234671 | 112 | 0.48 | 81 | 11 | 51 |
| 2012 | 234444 | 155 | 0.66 | 129 | 14 | 53 |
| 2013 | 233894 | 137 | 0.59 | 142 | 17 | 54 |
| 2014 | 233758 | 189 | 0.81 | 158 | 16 | 66 |

| Inventors | Patents |
|-------------|---------|
| Totals: 674 | 861 |

Top 25 Art Classes:

| Art Class (code) | Patents | % this metro | % top 250 |
|---|---------|--------------|-----------|
| Drug, bio-affecting and body treating compositions... (514) | 89 | 10.3% | 0.4% |
| Drug, bio-affecting and body treating compositions... (424) | 54 | 6.3% | 0.4% |
| Surgery... (600) | 33 | 3.8% | 0.3% |
| Chemistry: molecular biology and microbiology... (435) | 28 | 3.3% | 0.2% |
| Multiplex communications... (370) | 25 | 2.9% | 0.1% |
| Telecommunications... (455) | 25 | 2.9% | 0.1% |
| Electrical computers and digital processing system... (709) | 22 | 2.6% | 0.1% |
| Food or edible material: processes, compositions, ... (426) | 21 | 2.4% | 1.1% |
| Surgery: light, thermal, and electrical applicatio... (607) | 21 | 2.4% | 0.3% |

| | | | |
|---|----|------|------|
| Multicellular living organisms and unmodified part... (800) | 20 | 2.3% | 0.3% |
| Data processing: vehicles, navigation, and relativ... (701) | 19 | 2.2% | 0.2% |
| Data processing: financial, business practice, man... (705) | 17 | 2% | 0.1% |
| Image analysis... (382) | 14 | 1.6% | 0.1% |
| Data processing: measuring, calibrating, or testin... (702) | 13 | 1.5% | 0.1% |
| Organic compounds -- part of the class 532-570 ser... (536) | 13 | 1.5% | 0.4% |
| Communications: electrical... (340) | 11 | 1.3% | 0.1% |
| Chemistry: natural resins or derivatives; peptides... (530) | 10 | 1.2% | 0.2% |
| Data processing: presentation processing of docume... (715) | 10 | 1.2% | 0.1% |
| Organic compounds -- part of the class 532-570 ser... (568) | 9 | 1% | 0.9% |
| Aeronautics and astronautics... (244) | 8 | 0.9% | 0.3% |
| Adhesive bonding and miscellaneous chemical manufa... (156) | 8 | 0.9% | 0.2% |
| Liquid purification or separation... (210) | 8 | 0.9% | 0.2% |
| Telephonic communications... (379) | 8 | 0.9% | 0.1% |
| Wells... (166) | 8 | 0.9% | 0.1% |
| Active solid-state devices (e.g., transistors, sol... (257) | 7 | 0.8% | 0% |

Patents (by local inventors) assigned to local companies (top 25 or less):
 NOTE: this company count is likely less than the total company account above because the above count includes local companies with non-local inventors.

| Company Name | Patents |
|---|---------|
| University of Kansas | 83 |
| Hill's Pet Nutrition, Inc. | 54 |
| Kansas State University Research Foundation | 46 |
| The University of Kansas | 32 |
| Payless ShoeSource Worldwide, Inc. | 23 |
| Deciphera Pharmaceuticals, LLC | 16 |
| Cushion Seats, Inc. | 13 |
| Flint Hills Scientific, L.L.C. | 11 |
| NanoScale Corporation | 9 |
| Flint Hills Scientific LLC | 8 |
| MGP Ingredients, Inc. | 8 |
| Flint Hills Scientific, LLC | 7 |
| Kid Stuff Marketing, Inc. | 5 |
| Avatekh, Inc. | 4 |
| MGPI Processing, Inc. | 4 |
| Atlantic Signal, LLC | 3 |
| Atchison Products, Inc. | 3 |
| AC LED Lighting, L.L.C. | 3 |
| Martin-Logan, Ltd. | 3 |
| Uroval, Inc. | 3 |
| Cardinal Brands, Inc. | 2 |
| Crititech, Inc. | 2 |
| CZT Inc. | 2 |
| ICE Corporation | 2 |
| Iron Mountain Products, LLC | 2 |

Top 25 (or less) local inventors:

| Inventor | Company | Patents |
|-----------------------|-------------------------------------|---------|
| Mark G. Frei | Medtronic, Inc. | 18 |
| John H. Bennett, III | Sprint Communications Company L.P. | 17 |
| Ryan Michael Yamka | Hill's Pet Nutrition, Inc. | 17 |
| Daniel L. Flynn | Deciphera Pharmaceuticals, LLC | 16 |
| Les Charles Kuhlman | Pioneer Hi-Bred International, Inc. | 13 |
| Michael D. Kaufman | Deciphera Pharmaceuticals, LLC | 12 |
| Woo Jae Lee | Sprint Communications Company L.P. | 12 |
| Bala Subramaniam | University of Kansas | 11 |
| Liang-tseng Fan | Green Source Energy LLC | 11 |
| Christopher L. Becker | ExxonMobil Chemical Patents Inc. | 8 |

| | | |
|----------------------|------------------------------------|---|
| David Ihde | Hopkins Manufacturing Corporation | 8 |
| Joseph E. Meador | Payless ShoeSource Worldwide, Inc. | 8 |
| Kim Gene Friesen | Hill's Pet Nutrition, Inc. | 8 |
| Nikki Vestweber | Cushion Seats, Inc. | 8 |
| Sukh Bassi | MGP Ingredients, Inc. | 8 |
| Woojae Lee | Sprint Communications Company L.P. | 8 |
| Mark G. Frei | Flint Hills Scientific LLC | 7 |
| Mark G. Frei | Flint Hills Scientific, L.L.C. | 7 |
| Peter A. Petillo | Deciphera Pharmaceuticals, LLC | 7 |
| Scott Almsberger | Xikar, Inc. | 7 |
| Steven Curtis Zicker | Hill's Pet Nutrition, Inc. | 7 |
| Valentino J. Stella | Rigel Pharmaceuticals, Inc. | 7 |
| Christina Khoo | Hill's Pet Nutrition, Inc. | 6 |
| Cory Berkland | University of Kansas | 6 |
| Jenn-Tai Liang | University of Kansas | 6 |

> TRENTON-EWING, NJ [45940]

List of 14 included communities:

ALLENTOWN, NJ; CHESTERFIELD, NJ; CRANBURY, NJ; HIGHTSTOWN, NJ; HOPEWELL, NJ; LAMBERTVILLE, NJ; LAWRENCE TOWNSHIP, NJ; PENNINGTON, NJ; PRINCETON JUNCTION, NJ; PRINCETON, NJ; SKILLMAN, NJ; TITUSVILLE, NJ; TRENTON, NJ; WINDSOR, NJ

Economics:

| Indiv Tax Returns | Cum Indiv Income | Co Tax Returns | Cum Co Income |
|-------------------|------------------|----------------|---------------|
| 192530 | 18268641000 | 11630 | 598750000 |

Entity Counts:

| Org Type | Count |
|----------|-------|
| Company | 334 |
| HigherEd | 8 |

334 IP-based companies out of 11630 business tax returns = 2.87% in IP company density.

| Year | Est Population | Inventors | Inv / 1000 | Patents | Local Cos | Art Classes |
|------|----------------|-----------|------------|---------|-----------|-------------|
| 2005 | | 364 | | 378 | 63 | 120 |
| 2006 | | 487 | | 563 | 72 | 122 |
| 2007 | | 458 | | 491 | 64 | 123 |
| 2008 | | 473 | | 519 | 60 | 131 |
| 2009 | | 445 | | 528 | 57 | 121 |
| 2010 | 366513 | 614 | 1.68 | 740 | 73 | 130 |
| 2011 | 367941 | 576 | 1.57 | 719 | 69 | 138 |
| 2012 | 369057 | 645 | 1.75 | 809 | 72 | 139 |
| 2013 | 371052 | 793 | 2.14 | 934 | 73 | 148 |
| 2014 | 371537 | 841 | 2.26 | 1000 | 83 | 146 |

| | Inventors | Patents |
|---------|-----------|---------|
| Totals: | 2897 | 6681 |

Top 25 Art Classes:

| Art Class (code) | Patents | % this metro | % top 250 |
|---|---------|--------------|-----------|
| Drug, bio-affecting and body treating compositions... (514) | 994 | 14.9% | 4.4% |
| Image analysis... (382) | 448 | 6.7% | 3.2% |
| Drug, bio-affecting and body treating compositions... (424) | 332 | 5% | 2.2% |
| Multiplex communications... (370) | 241 | 3.6% | 0.7% |
| Chemistry: molecular biology and microbiology... (435) | 208 | 3.1% | 1.2% |
| Pulse or digital communications... (375) | 162 | 2.4% | 1.3% |
| Data processing: financial, business practice, man... (705) | 126 | 1.9% | 0.6% |
| Electrical computers and digital processing system... (709) | 117 | 1.8% | 0.5% |
| Surgery... (600) | 108 | 1.6% | 1% |
| Interactive video distribution systems... (725) | 105 | 1.6% | 2.3% |
| Active solid-state devices (e.g., transistors, sol... (257) | 100 | 1.5% | 0.6% |
| Optical communications... (398) | 99 | 1.5% | 3.1% |
| Data processing: database and file management or d... (707) | 97 | 1.5% | 0.4% |
| Stock material or miscellaneous articles... (428) | 92 | 1.4% | 1.1% |
| Error detection/correction and fault detection/rec... (714) | 90 | 1.3% | 0.8% |
| Telecommunications... (455) | 89 | 1.3% | 0.4% |

| | | | |
|---|----|------|------|
| Organic compounds -- part of the class 532-570 ser... (544) | 85 | 1.3% | 7.7% |
| Chemistry: natural resins or derivatives; peptides... (530) | 83 | 1.2% | 1.9% |
| Organic compounds -- part of the class 532-570 ser... (546) | 76 | 1.1% | 4.3% |
| Radiant energy... (250) | 75 | 1.1% | 0.9% |
| Computer graphics processing and selective visual ... (345) | 70 | 1% | 0.6% |
| Surgery... (604) | 64 | 1% | 0.7% |
| Organic compounds -- part of the class 532-570 ser... (548) | 62 | 0.9% | 5% |
| Catalyst, solid sorbent, or support therefor: prod... (502) | 61 | 0.9% | 3.6% |
| Optical waveguides... (385) | 57 | 0.9% | 0.9% |

Patents (by local inventors) assigned to local companies (top 25 or less):
 NOTE: this company count is likely less than the total company account above
 because the above count includes local companies with non-local inventors.

| Company Name | Patents |
|--|---------|
| Bristol-Myers Squibb Company | 558 |
| NEC Laboratories America, Inc. | 276 |
| The Trustees of Princeton University | 219 |
| Sarnoff Corporation | 88 |
| Siemens Corporate Research, Inc. | 74 |
| Johnson & Johnson Consumer Companies, Inc. | 64 |
| McNeil-PPC, Inc. | 46 |
| Educational Testing Service | 40 |
| Princeton University | 40 |
| Church & Dwight Co., Inc. | 35 |
| Palatin Technologies, Inc. | 34 |
| PD-LD, Inc. | 30 |
| Pharmacopeia Drug Discovery, Inc. | 27 |
| Rhodia Inc. | 24 |
| Trustees of Princeton University | 23 |
| Bristol-Myers Squibb Co. | 22 |
| Edda Technology, Inc. | 19 |
| Princeton Lightwave, Inc. | 18 |
| Abbott Point of Care Inc. | 16 |
| Bristol Myers Squibb Company | 16 |
| Arquest, Inc. | 13 |
| Avante International Technology, Inc. | 13 |
| Amerasia International Technology, Inc. | 12 |
| Ocean Power Technologies, Inc. | 12 |
| Artann Laboratories Inc. | 11 |

Top 25 (or less) local inventors:

| Inventor | Company | Patents |
|---------------------|---------------------------------------|---------|
| Mark T. Corl | LG Electronics Inc. | 79 |
| Douglas J. Hohlbein | Colgate-Palmolive Company | 71 |
| Alexander Reznik | InterDigital Technology Corporation | 68 |
| Stephen R. Forrest | The Trustees of Princeton University | 66 |
| Ting Wang | NEC Laboratories America, Inc. | 66 |
| Dorin Comaniciu | Siemens Aktiengesellschaft | 61 |
| Hon-Wah Man | Celgene Corporation | 52 |
| Alan Sorrentino | Colgate-Palmolive Company | 48 |
| Bing Zhou | Headwaters Technology Innovation, LLC | 43 |
| Dorin Comaniciu | Siemens Medical Solutions USA, Inc. | 42 |
| Lei Xu | NEC Laboratories America, Inc. | 39 |
| Christian Stoller | Schlumberger Technology Corporation | 38 |
| Ashwin Sampath | QUALCOMM Incorporated | 36 |
| Kumar Ramaswamy | Thomson Licensing | 36 |
| Joseph A. Kozlowski | Schering Corporation | 35 |
| Aarti Gupta | NEC Laboratories America, Inc. | 32 |
| Katerina Leftheris | Bristol-Myers Squibb Company | 32 |

| | | |
|-----------------------|---------------------------------------|----|
| Shubh D. Sharma | Palatin Technologies, Inc. | 32 |
| Douglas Hohlbein | Colgate-Palmolive Company | 31 |
| John Scott Buchanan | ExxonMobil Chemical Patents Inc. | 28 |
| Chunjian Liu | Bristol-Myers Squibb Company | 27 |
| Cristina Gomila | Thomson Licensing | 27 |
| Ashvinikumar V. Gavai | Bristol-Myers Squibb Company | 26 |
| Jennifer X. Qiao | Bristol-Myers Squibb Company | 26 |
| Stephen R. Forrest | The University of Southern California | 26 |

> TUCSON, AZ [46060]

List of 18 included communities:

AJO, AZ; AMADO, AZ; ARIVACA, AZ; BENSON, AZ; CATALINA, AZ; CORTARO, AZ; GREEN VALLEY, AZ; LUKEVILLE, AZ; MARANA, AZ; MOUNT LEMMON, AZ; RILLITO, AZ; SAHUARITA, AZ; SASABE, AZ; SELLS, AZ; SONOITA, AZ; TOPAWA, AZ; TUCSON, AZ; VAIL, AZ

Economics:

| Indiv Tax Returns | Cum Indiv Income | Co Tax Returns | Cum Co Income |
|-------------------|------------------|----------------|---------------|
| 407470 | 22348559000 | 21090 | 681304000 |

Entity Counts:

| Org Type | Count |
|----------|-------|
| Company | 243 |
| HigherEd | 18 |

243 IP-based companies out of 21090 business tax returns = 1.15% in IP company density.

| Year | Est Population | Inventors | Inv / 1000 | Patents | Local Cos | Art Classes |
|------|----------------|-----------|------------|---------|-----------|-------------|
| 2005 | | 484 | | 356 | 37 | 112 |
| 2006 | | 603 | | 445 | 43 | 124 |
| 2007 | | 582 | | 404 | 49 | 118 |
| 2008 | | 634 | | 478 | 46 | 123 |
| 2009 | | 656 | | 542 | 32 | 116 |
| 2010 | 980263 | 841 | 0.86 | 705 | 56 | 146 |
| 2011 | 988125 | 931 | 0.94 | 719 | 52 | 149 |
| 2012 | 993094 | 882 | 0.89 | 693 | 48 | 149 |
| 2013 | 998050 | 934 | 0.94 | 751 | 57 | 155 |
| 2014 | 1004516 | 1091 | 1.09 | 912 | 58 | 159 |

| | Inventors | Patents |
|---------|-----------|---------|
| Totals: | 3999 | 6005 |

Top 25 Art Classes:

| Art Class (code) | Patents | % this metro | % top 250 |
|---|---------|--------------|-----------|
| Electrical computers and digital processing system... (711) | 643 | 10.7% | 5.7% |
| Error detection/correction and fault detection/rec... (714) | 352 | 5.9% | 3% |
| Data processing: database and file management or d... (707) | 318 | 5.3% | 1.4% |
| Dynamic magnetic information storage or retrieval... (360) | 317 | 5.3% | 5.5% |
| Optics: measuring and testing... (356) | 229 | 3.8% | 3.4% |
| Electrical computers and digital data processing s... (710) | 185 | 3.1% | 2.9% |
| Electrical computers and digital processing system... (709) | 172 | 2.9% | 0.7% |
| Aeronautics and astronautics... (244) | 170 | 2.8% | 6.2% |
| Optical: systems and elements... (359) | 133 | 2.2% | 2.2% |
| Drug, bio-affecting and body treating compositions... (514) | 114 | 1.9% | 0.5% |
| Electrical computers and digital processing system... (713) | 101 | 1.7% | 0.8% |
| Radiant energy... (250) | 99 | 1.6% | 1.2% |
| Multiplex communications... (370) | 78 | 1.3% | 0.2% |
| Chemistry: molecular biology and microbiology... (435) | 69 | 1.1% | 0.4% |
| Amplifiers... (330) | 68 | 1.1% | 3.2% |
| Data processing: financial, business practice, man... (705) | 66 | 1.1% | 0.3% |

| | | | |
|---|----|------|------|
| Data processing: measuring, calibrating, or testin... (702) | 65 | 1.1% | 0.7% |
| Data processing: vehicles, navigation, and relativ... (701) | 63 | 1% | 0.7% |
| Image analysis... (382) | 60 | 1% | 0.4% |
| Data processing: software development, installatio... (717) | 59 | 1% | 0.8% |
| Communications: directive radio wave systems and d... (342) | 58 | 1% | 1.9% |
| Ammunition and explosives... (102) | 55 | 0.9% | 5.8% |
| Miscellaneous active electrical nonlinear devices,... (327) | 55 | 0.9% | 1.2% |
| Data processing: generic control systems or specif... (700) | 54 | 0.9% | 0.9% |
| Drug, bio-affecting and body treating compositions... (424) | 54 | 0.9% | 0.4% |

Patents (by local inventors) assigned to local companies (top 25 or less):
 NOTE: this company count is likely less than the total company account above
 because the above count includes local companies with non-local inventors.

| Company Name | Patents |
|--|---------|
| The Arizona Board of Regents on behalf of the University of | 67 |
| Ventana Medical Systems, Inc. | 67 |
| Arizona Board of Regents on Behalf of the University of Ariz | 36 |
| Sion Power Corporation | 34 |
| Zetetic Institute | 25 |
| Dmetrix, Inc. | 21 |
| Precision Shooting Equipment, Inc. | 19 |
| Engineering & Research Associates, Inc. | 14 |
| NP Photonics, Inc. | 14 |
| AdValue Photonics, Inc. | 12 |
| Materials & Electrochemical Research Corp. | 12 |
| Veeco Instruments, Inc. | 12 |
| Easycare, Inc. | 11 |
| Sigma Laboratories of Arizona, LLC | 11 |
| The Arizona Board of Regents | 11 |
| Tri-Tronics, Inc. | 11 |
| Applied Energetics, Inc | 10 |
| Global Solar Energy, Inc. | 10 |
| Lisa Frank, Inc. | 10 |
| AJJER, LLC | 9 |
| Applied Energetics, Inc. | 9 |
| IPVISION, Inc. | 9 |
| J&M Corporation | 9 |
| Advanced Ceramics Research, Inc. | 8 |
| 4D Technology Corporation | 8 |

Top 25 (or less) local inventors:

| Inventor | Company | Patents |
|------------------------|---|---------|
| Daniel James Winarski | International Business Machines Corporation | 110 |
| Lokesh M. Gupta | International Business Machines Corporation | 101 |
| Michael T. Benhase | International Business Machines Corporation | 92 |
| Matthew J. Kalos | International Business Machines Corporation | 77 |
| Craig Anthony Klein | International Business Machines Corporation | 72 |
| Glen Alan Jaquette | International Business Machines Corporation | 64 |
| Gregg S. Lucas | International Business Machines Corporation | 63 |
| Allen Keith Bates | International Business Machines Corporation | 60 |
| Henry A. Hill | Zygo Corporation | 54 |
| Roger G. Hathorn | International Business Machines Corporation | 54 |
| Daniel J. Winarski | International Business Machines Corporation | 53 |
| Nhan Xuan Bui | International Business Machines Corporation | 53 |
| Gail Andrea Spear | International Business Machines Corporation | 52 |
| Max D. Smith | International Business Machines Corporation | 51 |
| Michael Thomas Benhase | International Business Machines Corporation | 51 |
| Robert A. Kubo | International Business Machines Corporation | 51 |
| Scott M. Carlson | International Business Machines Corporation | 51 |

| | | |
|-----------------------|---|----|
| Max Douglas Smith | International Business Machines Corporation | 50 |
| Matthew Joseph Kalos | International Business Machines Corporation | 49 |
| Yu-Cheng Hsu | International Business Machines Corporation | 49 |
| David C. Reed | International Business Machines Corporation | 48 |
| David Charles Reed | International Business Machines Corporation | 47 |
| Robert A. Hutchins | International Business Machines Corporation | 47 |
| Robert Allen Hutchins | International Business Machines Corporation | 45 |
| Brian Gerard Goodman | International Business Machines Corporation | 44 |

> TULSA, OK [46140]

List of 82 included communities:

AVANT, OK; BARNSDALL, OK; BARTLESVILLE, OK; BEGGS, OK; BIG CABIN, OK; BIXBY, OK; BOYNTON, OK; BRISTOW, OK; BROKEN ARROW, OK; BURBANK, OK; CATOOSA, OK; CHELSEA, OK; CHOUTEAU, OK; CLAREMORE, OK; CLEVELAND, OK; COLLINSVILLE, OK; COPAN, OK; COWETA, OK; CUSHING, OK; DEPEW, OK; DEWAR, OK; DRUMRIGHT, OK; FAIRFAX, OK; FORT GIBSON, OK; FOYIL, OK; GLENCOE, OK; GLENPOOL, OK; HALLETT, OK; HASKELL, OK; HENRYETTA, OK; HOMINY, OK; INOLA, OK; JENKS, OK; JENNINGS, OK; KELLYVILLE, OK; KIEFER, OK; LEONARD, OK; LOCUST GROVE, OK; MANNFORD, OK; MARAMEC, OK; MILFAY, OK; MORRIS, OK; MOUNDS, OK; MUSKOGEE, OK; NOWATA, OK; OAKHURST, OK; OCHELATA, OK; OILTON, OK; OKAY, OK; OKEMAH, OK; OKMULGEE, OK; OOLOGAH, OK; OSAGE, OK; OWASSO, OK; PADEN, OK; PAWHUSKA, OK; PAWNEE, OK; PONCA CITY, OK; PORTER, OK; PRESTON, OK; PRUE, OK; PRYOR, OK; RALSTON, OK; RAMONA, OK; RED ROCK, OK; REDBIRD, OK; SAND SPRINGS, OK; SAPULPA, OK; SCHULTER, OK; SHAMROCK, OK; SHIDLER, OK; SKIATOOK, OK; SLICK, OK; SPERRY, OK; STROUD, OK; TALALA, OK; TERLTON, OK; TULSA, OK; WAGONER, OK; WELEETKA, OK; WYNONA, OK; YALE, OK

Economics:

| Indiv Tax Returns | Cum Indiv Income | Co Tax Returns | Cum Co Income |
|-------------------|------------------|----------------|---------------|
| 654730 | 40116904000 | 38630 | 1176553000 |

Entity Counts:

| Org Type | Count |
|----------|-------|
| Company | 240 |
| HigherEd | 1 |

240 IP-based companies out of 38630 business tax returns = 0.62% in IP company density.

| Year | Est Population | Inventors | Inv / 1000 | Patents | Local Cos | Art Classes |
|------|----------------|-----------|------------|---------|-----------|-------------|
| 2005 | | 286 | | 212 | 45 | 97 |
| 2006 | | 331 | | 255 | 51 | 113 |
| 2007 | | 322 | | 193 | 30 | 95 |
| 2008 | | 250 | | 189 | 21 | 81 |
| 2009 | | 309 | | 192 | 36 | 89 |
| 2010 | 937478 | 365 | 0.39 | 268 | 35 | 107 |
| 2011 | 945927 | 390 | 0.41 | 295 | 34 | 114 |
| 2012 | 952836 | 375 | 0.39 | 284 | 46 | 121 |
| 2013 | 962424 | 457 | 0.47 | 343 | 48 | 129 |
| 2014 | 969224 | 430 | 0.44 | 348 | 39 | 135 |

| Inventors | Patents |
|--------------|---------|
| Totals: 2026 | 2579 |

Top 25 Art Classes:

| Art Class (code) | Patents | % this metro | % top 250 |
|---|---------|--------------|-----------|
| Wells... (166) | 254 | 9.8% | 4.2% |
| Interactive video distribution systems... (725) | 121 | 4.7% | 2.7% |
| Catalyst, solid sorbent, or support therefor: prod... (502) | 110 | 4.3% | 6.5% |
| Synthetic resins or natural rubbers -- part of the... (526) | 106 | 4.1% | 5.3% |
| Chemistry of hydrocarbon compounds... (585) | 78 | 3% | 4.6% |
| Chemistry of inorganic compounds... (423) | 65 | 2.5% | 2.6% |
| Pumps... (417) | 63 | 2.4% | 4.7% |
| Chemistry: fischer-tropsch processes; or purificat... (518) | 51 | 2% | 23.4% |

| | | | |
|---|----|------|------|
| Chemical apparatus and process disinfecting, deodo... (422) | 45 | 1.7% | 1% |
| Liquid purification or separation... (210) | 42 | 1.6% | 0.9% |
| Mineral oils: processes and products... (208) | 38 | 1.5% | 3.2% |
| Communications: electrical... (340) | 36 | 1.4% | 0.3% |
| Fluid handling... (137) | 34 | 1.3% | 1.2% |
| Combustion... (431) | 30 | 1.2% | 4.1% |
| Land vehicles... (280) | 29 | 1.1% | 0.5% |
| Data processing: measuring, calibrating, or testin... (702) | 28 | 1.1% | 0.3% |
| Boring or penetrating the earth... (175) | 27 | 1% | 1.4% |
| Rotary kinetic fluid motors or pumps... (415) | 27 | 1% | 1.3% |
| Synthetic resins or natural rubbers -- part of the... (525) | 27 | 1% | 0.9% |
| Amusement devices: games... (463) | 24 | 0.9% | 0.4% |
| Data processing: financial, business practice, man... (705) | 24 | 0.9% | 0.1% |
| Multiplex communications... (370) | 24 | 0.9% | 0.1% |
| Fences... (256) | 23 | 0.9% | 7.8% |
| Measuring and testing... (73) | 21 | 0.8% | 1.1% |
| Synthetic resins or natural rubbers -- part of the... (524) | 21 | 0.8% | 0.7% |

Patents (by local inventors) assigned to local companies (top 25 or less):
 NOTE: this company count is likely less than the total company account above
 because the above count includes local companies with non-local inventors.

| Company Name | Patents |
|---|---------|
| United Video Properties, Inc. | 64 |
| Syntroleum Corporation | 24 |
| Phillips Petroleum Company | 19 |
| Doug Carson & Associates, Inc. | 17 |
| The University of Tulsa | 15 |
| W.C. Bradley/Zebco Holdings, Inc. | 15 |
| Global Dental Impression Trays, Inc. | 14 |
| H&L Tooth Company | 14 |
| John Zink Company, LLC | 13 |
| Unarco Industries, Inc. | 13 |
| Bed-Check Corporation | 11 |
| Helmerich & Payne, Inc. | 10 |
| Kelix Heat Transfer Systems, LLC | 10 |
| Lock N Climb, LLC | 9 |
| Hear-Wear Technologies, LLC | 8 |
| Oklahoma Safety Equipment Company, Inc. | 8 |
| The Crosby Group, Inc. | 8 |
| Continental Industries, Inc. | 7 |
| European Copper, L.L.C. | 7 |
| Summit ESP, LLC | 7 |
| European Copper, LLC | 6 |
| Woolslayer Companies, Inc. | 6 |
| Zomm, LLC | 6 |
| Emerging Fuels Technology, Inc. | 5 |
| Regency Technologies LLC | 5 |

Top 25 (or less) local inventors:

| Inventor | Company | Patents |
|-----------------------|--------------------------------------|---------|
| Qing Yang | Chevron Phillips Chemical Company LP | 75 |
| Max P. McDaniel | Chevron Phillips Chemical Company LP | 67 |
| William L. Thomas | United Video Properties, Inc. | 38 |
| Rafael L. Espinoza | ConocoPhillips Company | 37 |
| Thomas R. Lemmons | United Video Properties, Inc. | 35 |
| Joel L. Martin | Chevron Phillips Chemical Company LP | 32 |
| David M. Berezowski | United Video Properties, Inc. | 27 |
| Donn J. Brown | Baker Hughes Incorporated | 26 |
| Edward L. Sughrue, II | ConocoPhillips Company | 22 |

| | | |
|--------------------|---------------------------------------|----|
| Harold A. Wright | ConocoPhillips Company | 22 |
| Jianhua Yao | ConocoPhillips Company | 22 |
| Joseph B. Cross | ConocoPhillips Company | 21 |
| Brown Lyle Wilson | Baker Hughes Incorporated | 19 |
| Kathy S. Collins | Chevron Phillips Chemical Company LP | 19 |
| Joe D. Allison | ConocoPhillips Company | 18 |
| Max P. McDaniel | Chevron Phillips Chemical Company, LP | 17 |
| Tommy M. Warren | Tesco Corporation | 17 |
| Glenn W. Dodwell | ConocoPhillips Company | 16 |
| Mark T. Ryan | Target Brands, Inc. | 16 |
| Marvin M. Johnson | ConocoPhillips Company | 16 |
| Steven K. Tetzlaff | Baker Hughes Incorporated | 16 |
| Douglas M. Carson | Doug Carson & Associates, Inc. | 15 |
| Jianhua Yao | Phillips 66 Company | 15 |
| Qing Yang | Chevron Phillips Chemical Company, LP | 15 |
| Roland Schmidt | ConocoPhillips Company | 15 |

> TUSCALOOSA, AL [46220]

List of 43 included communities:

ABERNANT, AL; ADGER, AL; AKRON, AL; ALICEVILLE, AL; BERRY, AL; BOLIGEE, AL; BROOKWOOD, AL; BUHL, AL; CLINTON, AL; COALING, AL; COKER, AL; COTTONDALE, AL; DUNCANVILLE, AL; ECHOLA, AL; ELROD, AL; EUTAW, AL; FAUNSDALE, AL; FAYETTE, AL; FORKLAND, AL; FOSTERS, AL; GAINESVILLE, AL; GALLION, AL; GORDO, AL; GREENSBORO, AL; KELLERMAN, AL; KENNEDY, AL; KNOXVILLE, AL; MARION, AL; MC CALLA, AL; MOUNDVILLE, AL; NEWBERN, AL; NORTHPORT, AL; OAKMAN, AL; PETERSON, AL; RALPH, AL; SAMANTHA, AL; SAWYERVILLE, AL; TUSCALOOSA, AL; UNIONTOWN, AL; VANCE, AL; WEST BLOCTON, AL; WEST GREENE, AL; WOODSTOCK, AL

Economics:

| Indiv Tax Returns | Cum Indiv Income | Co Tax Returns | Cum Co Income |
|-------------------|------------------|----------------|---------------|
| 124560 | 5998352000 | 5010 | 129280000 |

Entity Counts:

| Org Type | Count |
|----------|-------|
| Company | 15 |
| HigherEd | 6 |

15 IP-based companies out of 5010 business tax returns = 0.3% in IP company density.

| Year Est Population | Inventors | Inv / 1000 | Patents | Local Cos | Art Classes |
|---------------------|-----------|------------|---------|-----------|-------------|
| 2005 | 16 | | 11 | 1 | 11 |
| 2006 | 12 | | 11 | 1 | 10 |
| 2007 | 15 | | 10 | 3 | 10 |
| 2010 230162 | 20 | 0.09 | 22 | 3 | 16 |
| 2011 231400 | 21 | 0.09 | 16 | 3 | 14 |
| 2012 233377 | 31 | 0.13 | 24 | 1 | 22 |
| 2013 235438 | 20 | 0.08 | 18 | 2 | 15 |
| 2014 237761 | 42 | 0.18 | 38 | 4 | 28 |

| Inventors | Patents |
|-------------|---------|
| Totals: 132 | 164 |

Top 25 Art Classes:

| Art Class (code) | Patents | % this metro | % top 250 |
|---|---------|--------------|-----------|
| Drug, bio-affecting and body treating compositions... (514) | 14 | 8.5% | 0.1% |
| Communications: electrical... (340) | 7 | 4.3% | 0.1% |
| Supports... (248) | 7 | 4.3% | 0.2% |
| Communications: directive radio wave systems and d... (342) | 5 | 3% | 0.2% |
| Data processing: generic control systems or specif... (700) | 5 | 3% | 0.1% |
| Electrical computers and digital processing system... (709) | 5 | 3% | 0% |
| Wells... (166) | 4 | 2.4% | 0.1% |
| Dynamic magnetic information storage or retrieval... (360) | 3 | 1.8% | 0.1% |
| Drug, bio-affecting and body treating compositions... (424) | 3 | 1.8% | 0% |
| Chemistry: electrical and wave energy... (204) | 3 | 1.8% | 0.1% |
| Chemistry of inorganic compounds... (423) | 3 | 1.8% | 0.1% |
| Presses... (100) | 3 | 1.8% | 1% |
| Static information storage and retrieval... (365) | 3 | 1.8% | 0% |
| Static structures (e.g., buildings)... (52) | 3 | 1.8% | 0.3% |
| Surgery... (606) | 3 | 1.8% | 0% |

| | | | |
|---|---|------|------|
| Synthetic resins or natural rubbers -- part of the... (525) | 3 | 1.8% | 0.1% |
| Telecommunications... (455) | 3 | 1.8% | 0% |
| Aeronautics and astronautics... (244) | 2 | 1.2% | 0.1% |
| Computer graphics processing and selective visual ... (345) | 2 | 1.2% | 0% |
| Data processing: database and file management or d... (707) | 2 | 1.2% | 0% |
| Data processing: presentation processing of docume... (715) | 2 | 1.2% | 0% |
| Chemistry: molecular biology and microbiology... (435) | 2 | 1.2% | 0% |
| Earth boring, well treating, and oil field chemist... (507) | 2 | 1.2% | 0.3% |
| Electrical transmission or interconnection systems... (307) | 2 | 1.2% | 0.1% |
| Electricity: power supply or regulation systems... (323) | 2 | 1.2% | 0.1% |

Patents (by local inventors) assigned to local companies (top 25 or less):
 NOTE: this company count is likely less than the total company account above
 because the above count includes local companies with non-local inventors.

| Company Name | Patents |
|--|---------|
| Board of Trustees of the University of Alabama | 15 |
| The Board of Trustees of the University of Alabama | 11 |
| The University of Alabama | 7 |
| Phifer Incorporated | 6 |
| University of Alabama | 6 |
| The Board Of Trustees Of The University Of Alabama For And O | 4 |
| Innovative Med Concepts, LLC | 4 |
| Fitts Industries, Inc. | 3 |
| Fast Health Corporation | 3 |
| T. P. Mills Company, Inc. | 3 |
| SR Systems, LLC | 2 |
| The Board of Trustees for and on behalf of the University of | 1 |
| Phifer Wire Products, Inc. | 1 |
| Pelsco, LLC | 1 |
| Innovative Med Concepts, LLC. | 1 |

Top 25 (or less) local inventors:

| Inventor | Company | Patents |
|------------------------------|--|---------|
| Landon C. G. Miller | International Business Machines Corporation | 15 |
| Beverly C. Phifer | Phifer Incorporated | 6 |
| Charles L. Karr | TracBeam LLC | 6 |
| Daniel T. Daly | Board of Trustees of the University of Alabama | 6 |
| Robin D. Rogers | Board of Trustees of the University of Alabama | 6 |
| Thomas G. Grammer | Phifer Incorporated | 6 |
| Landon Cabell Garland Miller | Science Applications International Corporation | 5 |
| M. Scott Clark | Phifer Incorporated | 5 |
| Richard P. Swatloski | Board of Trustees of the University of Alabama | 5 |
| Jason E. Bara | Board of Trustees of The University of Alabama | 4 |
| Ryan Hartman | Schlumberger Technology Corporation | 4 |
| William L. Pridgen | Innovative Med Concepts, LLC | 4 |
| David F. Mills | T. P. Mills Company, Inc. | 3 |
| Kevin Avon Foote | Fast Health Corporation | 3 |
| Landon C. Miller | International Business Machines Corporation | 3 |
| Richard Allen Chasteen, Jr. | Elk Premium Building Products, Inc. | 3 |
| Robin D. Rogers | The University of Alabama | 3 |
| Ajay K. Agrawal | The Board of Trustees of The University of Alabama | 2 |
| Alan R. Page | Aerotec, LLC | 2 |
| Alfred Waterfeld | E. I. du Pont de Nemours and Company | 2 |
| Arunava Gupta | Infineon Technologies AG | 2 |
| Arunava Gupta | International Business Machines Corporation | 2 |
| Casimir Paul Weaver | Building Materials Investment Corporation | 2 |
| Casimir Paul Weaver | Elk Premium Building Products, Inc. | 2 |
| Charles M. Reed | Building Materials Investment Corporation | 2 |

> TYLER, TX [46340]

List of 15 included communities:

ARP, TX; BULLARD, TX; CANTON, TX; FLINT, TX; GLADEWATER, TX; GRAND SALINE, TX; KILGORE, TX; LINDALE, TX; MINEOLA, TX; OVERTON, TX; TROUP, TX; TYLER, TX; VAN, TX; WHITEHOUSE, TX; WINONA, TX

Economics:

| Indiv Tax Returns | Cum Indiv Income | Co Tax Returns | Cum Co Income |
|-------------------|------------------|----------------|---------------|
| 127010 | 7204978000 | 6030 | 323165000 |

Entity Counts:

| Org Type | Count |
|----------|-------|
| Company | 51 |

51 IP-based companies out of 6030 business tax returns = 0.85% in IP company density.

| Year | Est Population | Inventors | Inv / 1000 | Patents | Local Cos | Art Classes |
|------|----------------|-----------|------------|---------|-----------|-------------|
| 2005 | | 33 | | 26 | 4 | 22 |
| 2006 | | 16 | | 18 | 4 | 14 |
| 2007 | | 36 | | 30 | 2 | 25 |
| 2008 | | 38 | | 30 | 4 | 25 |
| 2009 | | 40 | | 36 | 6 | 28 |
| 2010 | 209714 | 34 | 0.16 | 44 | 8 | 26 |
| 2011 | 212765 | 44 | 0.21 | 38 | 10 | 23 |
| 2012 | 214941 | 61 | 0.28 | 50 | 6 | 31 |
| 2013 | 216670 | 68 | 0.31 | 60 | 13 | 37 |
| 2014 | 218842 | 66 | 0.3 | 62 | 9 | 41 |

| Inventors | Patents |
|-------------|---------|
| Totals: 269 | 394 |

Top 25 Art Classes:

| Art Class (code) | Patents | % this metro | % top 250 |
|---|---------|--------------|-----------|
| Wells... (166) | 45 | 11.4% | 0.7% |
| Prosthesis (i.e., artificial body members), parts ... (623) | 23 | 5.8% | 0.4% |
| Exercise devices... (482) | 16 | 4.1% | 0.6% |
| Liquid purification or separation... (210) | 15 | 3.8% | 0.3% |
| Surgery... (606) | 15 | 3.8% | 0.1% |
| Special receptacle or package... (206) | 14 | 3.6% | 0.5% |
| Data processing: generic control systems or specif... (700) | 9 | 2.3% | 0.1% |
| Land vehicles... (280) | 7 | 1.8% | 0.1% |
| Rotary kinetic fluid motors or pumps... (415) | 7 | 1.8% | 0.3% |
| Supports... (248) | 7 | 1.8% | 0.2% |
| Boring or penetrating the earth... (175) | 6 | 1.5% | 0.3% |
| Automatic temperature and humidity regulation... (236) | 5 | 1.3% | 1.5% |
| Chemistry of inorganic compounds... (423) | 5 | 1.3% | 0.2% |
| Data processing: database and file management or d... (707) | 5 | 1.3% | 0% |
| Harvesters... (56) | 5 | 1.3% | 0.3% |
| Heat exchange... (165) | 5 | 1.3% | 0.4% |
| Computer graphics processing and selective visual ... (345) | 4 | 1% | 0% |
| Drug, bio-affecting and body treating compositions... (514) | 4 | 1% | 0% |

| | | | |
|--|---|----|------|
| Dentistry... (433) | 4 | 1% | 0.3% |
| Gas separation: apparatus... (96) | 4 | 1% | 1.6% |
| Gas separation: processes... (95) | 4 | 1% | 0.5% |
| Measuring and testing... (73) | 4 | 1% | 0.2% |
| Receptacles... (220) | 4 | 1% | 0.2% |
| Semiconductor device manufacturing: process... (438) | 4 | 1% | 0% |
| Stock material or miscellaneous articles... (428) | 4 | 1% | 0% |

Patents (by local inventors) assigned to local companies (top 25 or less):
 NOTE: this company count is likely less than the total company account above
 because the above count includes local companies with non-local inventors.

| Company Name | Patents |
|--|---------|
| LJC Technologies, LLC | 13 |
| Motor Trike, Inc. | 4 |
| Knight Manufacturing Co., Inc. | 3 |
| Mass Technology Corporation | 3 |
| LJC Technologies, L.L.C. | 3 |
| Vu Ryte, Inc. | 3 |
| RW Capillary Tubing Accessories, L.L.C. | 1 |
| RTISTX, LLC | 1 |
| RTISTX LLC | 1 |
| LBJ Technologies, L.L.C. | 1 |
| Martin Resource Management Corporation | 1 |
| Ma-Tex Wire Rope Co., Inc. | 1 |
| Lubri-Pump, Inc. | 1 |
| Hargis Industries, L.P. | 1 |
| Goar, Allison & Associates, Inc. | 1 |
| General Oil Tools, LP | 1 |
| Gas-Chill, Inc. | 1 |
| GAA Engineered Systems, Inc. | 1 |
| Flexuspine, Inc. | 1 |
| CAPSTONE PLANTS, INC. | 1 |
| CAPSTONE PLANTS, INC | 1 |
| CAPSTONE PLANT, INC. | 1 |
| Brimrock International Inc. | 1 |
| Brimcock International Inc. | 1 |
| Boren Pediatric Surgical Solutions, L.L.C. | 1 |

Top 25 (or less) local inventors:

| Inventor | Company | Patents |
|--------------------------------|---|---------|
| Bradley J. Smith | Nautilus, Inc. | 15 |
| Edward L. Stahl | Orbis Canada Limited | 11 |
| Charles R. Gordon | Flexuspine, Inc. | 10 |
| Corey T. Harbold | Flexuspine, Inc. | 10 |
| Jeffrey L. Bolding | BJ Services Company, U.S.A. | 10 |
| Markley Dean Johnson | LJC Technologies, LLC | 8 |
| Rodney Grage | LJC Technologies, LLC | 8 |
| Robert W. Helt | Trane International Inc. | 7 |
| Bradley T. Wilson | Hill-ROM Services, Inc. | 6 |
| David Randolph Smith | BJ Services Company, U.S.A. | 6 |
| Kevin Pauza | Spinal Restoration, Inc. | 6 |
| Richard William Muirhead | International Business Machines Corporation | 6 |
| Stephen S. Hancock | Trane International Inc. | 6 |
| Christopher Michael Vasiliotis | LJC Technologies, LLC | 5 |
| Garrett Wade Jones | LJC Technologies, LLC | 5 |
| Gary L. Sapp | Trane International Inc. | 5 |
| Jeffrey L. Bolding | Baker Hughes Incorporated | 5 |
| Richard W. Muirhead | International Business Machines Corporation | 5 |
| Richard W. Trevino | Nautilus, Inc. | 5 |

| | | |
|--------------------|--------------------------------------|---|
| Robert Wayne Jones | LJC Technologies, LLC | 5 |
| Stephen S. Hancock | American Standard International Inc. | 5 |
| Steven A. Tice | Trane International Inc. | 5 |
| Alan D. Marble | Trane International Inc. | 4 |
| Carl L. Garrett | Trane International Inc. | 4 |
| David Crook | US Spine, Inc. | 4 |

> UTICA-ROME, NY [46540]

List of 77 included communities:

ALDER CREEK, NY; AVA, NY; BARNEVELD, NY; BLOSSVALE, NY; BOONVILLE, NY; BRIDGEWATER, NY; CAMDEN, NY; CANASTOTA, NY; CASSVILLE, NY; CHADWICKS, NY; CLARK MILLS, NY; CLAYVILLE, NY; CLEVELAND, NY; CLINTON, NY; COLD BROOK, NY; DEANSBORO, NY; DOLGEVILLE, NY; DURHAMVILLE, NY; EAGLE BAY, NY; FORESTPORT, NY; FORT PLAIN, NY; FRANKFORT, NY; FRANKLIN SPRINGS, NY; HERKIMER, NY; HINCKLEY, NY; HOLLAND PATENT, NY; ILION, NY; JORDANVILLE, NY; KNOXBORO, NY; LEE CENTER, NY; LITTLE FALLS, NY; LOWVILLE, NY; MADISON, NY; MARCY, NY; MC CONNELLSVILLE, NY; MIDDLEVILLE, NY; MOHAWK, NY; MUNNSVILLE, NY; NEW HARTFORD, NY; NEW YORK MILLS, NY; NEWPORT, NY; NORTH BAY, NY; OLD FORGE, NY; ONEIDA, NY; ORISKANY FALLS, NY; ORISKANY, NY; POLAND, NY; PROSPECT, NY; REMSEN, NY; RICHFIELD SPRINGS, NY; ROME, NY; SALISBURY CENTER, NY; SANGERFIELD, NY; SAUQUOIT, NY; SHERRILL, NY; STITTVILLE, NY; STRATFORD, NY; SYLVAN BEACH, NY; TABERG, NY; THENDARA, NY; UTICA, NY; VAN HORNSVILLE, NY; VERNON CENTER, NY; VERNON, NY; VERONA BEACH, NY; VERONA, NY; WASHINGTON MILLS, NY; WATERVILLE, NY; WEST LEYDEN, NY; WEST WINFIELD, NY; WESTDALE, NY; WESTERNVILLE, NY; WESTMORELAND, NY; WHITESBORO, NY; WILLIAMSTOWN, NY; WOODGATE, NY; YORKVILLE, NY

Economics:

| Indiv Tax Returns | Cum Indiv Income | Co Tax Returns | Cum Co Income |
|-------------------|------------------|----------------|---------------|
| 196460 | 9543532000 | 6360 | 287592000 |

Entity Counts:

| Org Type | Count |
|----------|-------|
| Company | 60 |

60 IP-based companies out of 6360 business tax returns = 0.94% in IP company density.

| Year | Est Population | Inventors | Inv / 1000 | Patents | Local Cos | Art Classes |
|------|----------------|-----------|------------|---------|-----------|-------------|
| 2005 | | 45 | | 31 | 13 | 28 |
| 2006 | | 65 | | 52 | 13 | 40 |
| 2007 | | 44 | | 43 | 9 | 32 |
| 2008 | | 42 | | 40 | 5 | 34 |
| 2009 | | 37 | | 33 | 4 | 26 |
| 2010 | 299397 | 47 | 0.16 | 43 | 11 | 35 |
| 2011 | 298846 | 65 | 0.22 | 48 | 6 | 39 |
| 2012 | 298553 | 50 | 0.17 | 43 | 9 | 33 |
| 2013 | 298047 | 61 | 0.2 | 46 | 10 | 38 |
| 2014 | 296615 | 50 | 0.17 | 44 | 10 | 35 |

| Inventors | Patents |
|-------------|---------|
| Totals: 341 | 423 |

Top 25 Art Classes:

| Art Class (code) | Patents | % this metro | % top 250 |
|---|---------|--------------|-----------|
| Electricity: electrical systems and devices... (361) | 24 | 5.7% | 0.3% |
| Electrical connectors... (439) | 23 | 5.4% | 0.3% |
| Surgery... (606) | 16 | 3.8% | 0.1% |
| Communications: directive radio wave systems and d... (342) | 10 | 2.4% | 0.3% |
| Surgery... (128) | 10 | 2.4% | 0.4% |
| Multiplex communications... (370) | 9 | 2.1% | 0% |
| Wave transmission lines and networks... (333) | 8 | 1.9% | 0.5% |
| Communications: electrical... (340) | 7 | 1.7% | 0.1% |

| | | | |
|---|---|------|------|
| Compositions... (252) | 7 | 1.7% | 0.3% |
| Error detection/correction and fault detection/rec... (714) | 7 | 1.7% | 0.1% |
| Animal husbandry... (119) | 6 | 1.4% | 0.3% |
| Data processing: financial, business practice, man... (705) | 6 | 1.4% | 0% |
| Data processing: generic control systems or specif... (700) | 6 | 1.4% | 0.1% |
| Dispensing... (222) | 6 | 1.4% | 0.3% |
| Drug, bio-affecting and body treating compositions... (514) | 6 | 1.4% | 0% |
| Electrical computers and digital processing system... (709) | 6 | 1.4% | 0% |
| Chemistry: molecular biology and microbiology... (435) | 5 | 1.2% | 0% |
| Harvesters... (56) | 5 | 1.2% | 0.3% |
| Interactive video distribution systems... (725) | 5 | 1.2% | 0.1% |
| Land vehicles... (280) | 5 | 1.2% | 0.1% |
| Surgery... (604) | 5 | 1.2% | 0.1% |
| Amusement devices: games... (463) | 4 | 0.9% | 0.1% |
| Data processing: artificial intelligence... (706) | 4 | 0.9% | 0.1% |
| Data processing: database and file management or d... (707) | 4 | 0.9% | 0% |
| Electricity: conductors and insulators... (174) | 4 | 0.9% | 0.1% |

Patents (by local inventors) assigned to local companies (top 25 or less):
 NOTE: this company count is likely less than the total company account above
 because the above count includes local companies with non-local inventors.

| Company Name | Patents |
|--|---------|
| Oneida, Ltd. | 84 |
| Oneida Ltd. | 31 |
| The Fountainhead Group, Inc. | 21 |
| ConMed Corporation | 9 |
| Par Technology Corporation | 9 |
| Indium Corporation | 7 |
| Bartell Machinery Systems, LLC | 7 |
| Indium Corporation of America | 4 |
| Assured Information Security, Inc. | 4 |
| Norbco, Inc. | 4 |
| Oneida Indian Nation | 4 |
| Riverhawk Company | 4 |
| Masonic Medical Research Laboratory | 3 |
| Oneida Ltd | 3 |
| Sears Ecological Applications Co., LLC | 3 |
| Anritsu Instruments Company | 2 |
| Faster-Form Corporation | 2 |
| Ideal Wood Products, Inc. | 2 |
| Glass Processing Solutions, LLC | 2 |
| Flocast, LLC | 2 |
| Sears Petroleum & Transport Corp | 2 |
| Utica Cutlery Company | 2 |
| Nettest, Inc. | 1 |
| Net Test (New York) Inc. | 1 |
| Minimally Invasive Surgical Technologies, Inc. | 1 |

Top 25 (or less) local inventors:

| Inventor | Company | Patents |
|---------------------------|-----------------------------------|---------|
| Gerald R. Savicki, Jr. | Pass & Seymour, Inc. | 50 |
| Diane Shane-Schuldt | Oneida, Ltd. | 40 |
| Yukiko Ito | Oneida, Ltd. | 29 |
| Diane Shane-Schuldt | Oneida Ltd. | 20 |
| George A. Mitchell | The Fountainhead Group, Inc. | 13 |
| Raymond Palinkas | John Mezzalingua Associates, Inc. | 12 |
| Christopher David Holcomb | Oneida, Ltd. | 9 |
| Fredrick M. Richards | Smiths Medical ASD, Inc. | 9 |
| Mario J. Restive | The Fountainhead Group, Inc. | 9 |

| | | |
|---------------------------|--|---|
| Christopher L. Johnson | Bartell Machinery Systems, LLC | 7 |
| Bernard Wesley Baker, Jr. | Par Technology Corporation | 6 |
| Mark J. Melone | Briggs and Stratton Corporation | 6 |
| Richard K. Pelerosi | Smiths Medical ASD, Inc. | 6 |
| Robert H. Svenson | Medical CV, Inc. | 6 |
| Robinson E. Pino | The United States of America as represented by the | 6 |
| Brian D. Johnson | PAR Technology Corporation | 5 |
| Christopher David Holcomb | Oneida Ltd. | 5 |
| David M. Lovy | ShoreGroup, Inc. | 5 |
| Jeffrey F. Sauter | New York Air Brake Corporation | 5 |
| Mark I. Cushman | The Fountainhead Group, Inc. | 5 |
| Michael C. Wicks | The United States of America as represented by the | 5 |
| Ning-Cheng Lee | Indium Corporation | 5 |
| Robert J. Bojanek | ShoreGroup, Inc. | 5 |
| Andrew C. Clarey | The Fountainhead Group, Inc. | 4 |
| Daniel M. Wing | ConMed Corporation | 4 |

> VALLEJO-FAIRFIELD, CA [46700]

List of 15 included communities:

AMERICAN CANYON, CA; BENICIA, CA; BIRDS LANDING, CA; CLARKSBURG, CA; DAVIS, CA; DIXON, CA; ELMIRA, CA; FAIRFIELD, CA; RIO VISTA, CA; SUISUN CITY, CA; TRAVIS AFB, CA; VACAVILLE, CA; VALLEJO, CA; WALNUT GROVE, CA; WINTERS, CA

Economics:

| Indiv Tax Returns | Cum Indiv Income | Co Tax Returns | Cum Co Income |
|-------------------|------------------|----------------|---------------|
| 232870 | 15022884000 | 7650 | 458723000 |

Entity Counts:

| Org Type | Count |
|----------|-------|
| Company | 73 |
| HigherEd | 3 |

73 IP-based companies out of 7650 business tax returns = 0.95% in IP company density.

| Year | Est Population | Inventors | Inv / 1000 | Patents | Local Cos | Art Classes |
|------|----------------|-----------|------------|---------|-----------|-------------|
| 2005 | | 182 | | 167 | 11 | 77 |
| 2006 | | 240 | | 231 | 12 | 99 |
| 2007 | | 194 | | 170 | 11 | 67 |
| 2008 | | 183 | | 174 | 15 | 79 |
| 2009 | | 193 | | 193 | 10 | 80 |
| 2010 | 413344 | 236 | 0.57 | 262 | 14 | 102 |
| 2011 | 416945 | 240 | 0.58 | 258 | 12 | 98 |
| 2012 | 420724 | 266 | 0.63 | 305 | 15 | 105 |
| 2013 | 425219 | 291 | 0.68 | 301 | 21 | 105 |
| 2014 | 431131 | 328 | 0.76 | 334 | 19 | 104 |

| Inventors | Patents |
|--------------|---------|
| Totals: 1379 | 2395 |

Top 25 Art Classes:

| Art Class (code) | Patents | % this metro | % top 250 |
|---|---------|--------------|-----------|
| Chemistry: molecular biology and microbiology... (435) | 298 | 12.4% | 1.7% |
| Multicellular living organisms and unmodified part... (800) | 172 | 7.2% | 3% |
| Drug, bio-affecting and body treating compositions... (514) | 86 | 3.6% | 0.4% |
| Drug, bio-affecting and body treating compositions... (424) | 84 | 3.5% | 0.6% |
| Computer graphics processing and selective visual ... (345) | 67 | 2.8% | 0.6% |
| Prosthesis (i.e., artificial body members), parts ... (623) | 52 | 2.2% | 0.8% |
| Chemistry of hydrocarbon compounds... (585) | 40 | 1.7% | 2.4% |
| Data processing: database and file management or d... (707) | 39 | 1.6% | 0.2% |
| Chemistry: natural resins or derivatives; peptides... (530) | 38 | 1.6% | 0.8% |
| Organic compounds -- part of the class 532-570 ser... (536) | 36 | 1.5% | 1.1% |
| Catalyst, solid sorbent, or support therefor: prod... (502) | 34 | 1.4% | 2% |
| Chemistry of inorganic compounds... (423) | 34 | 1.4% | 1.4% |
| Multiplex communications... (370) | 34 | 1.4% | 0.1% |
| Data processing: financial, business practice, man... (705) | 33 | 1.4% | 0.1% |
| Solid anti-friction devices, materials therefor, l... (508) | 33 | 1.4% | 4.6% |
| Electricity: electrical systems and devices... (361) | 32 | 1.3% | 0.4% |

| | | | |
|---|----|------|------|
| Semiconductor device manufacturing: process... (438) | 32 | 1.3% | 0.2% |
| Radiant energy... (250) | 31 | 1.3% | 0.4% |
| Electrical computers and digital processing system... (709) | 30 | 1.3% | 0.1% |
| Mineral oils: processes and products... (208) | 28 | 1.2% | 2.4% |
| Chemistry: analytical and immunological testing... (436) | 24 | 1% | 0.8% |
| Electrical computers and digital processing system... (713) | 24 | 1% | 0.2% |
| Surgery... (606) | 23 | 1% | 0.2% |
| Telecommunications... (455) | 23 | 1% | 0.1% |
| Communications: electrical... (340) | 22 | 0.9% | 0.2% |

Patents (by local inventors) assigned to local companies (top 25 or less):
 NOTE: this company count is likely less than the total company account above
 because the above count includes local companies with non-local inventors.

| Company Name | Patents |
|-----------------------------------|---------|
| Novozymes, Inc. | 126 |
| Automatic Bar Controls, Inc. | 43 |
| Large Scale Biology Corporation | 18 |
| Marrone Bio Innovations, Inc. | 16 |
| Calgene LLC | 12 |
| M&G DuraVent, Inc. | 7 |
| Davis Energy Group, Inc. | 6 |
| ADDnCLICK, Inc. | 5 |
| Arcadia Biosciences, Inc. | 5 |
| Novozymes Biotech, Inc. | 5 |
| Novici Biotech LLC | 4 |
| Interhealth Nutraceuticals, Inc. | 3 |
| MMI Genomics, Inc. | 3 |
| Novozymes Inc. | 3 |
| Scientific Food Solutions, LLC | 3 |
| Simpson Dura-Vent Company, Inc. | 3 |
| Alta Environmental Services, Inc. | 2 |
| Calgene, Inc. | 2 |
| Kuiu, Inc. | 2 |
| Mytitek, Inc. | 2 |
| Novozymes, Inc | 2 |
| Iconfind, Inc. | 1 |
| Honey Badger Products, Inc. | 1 |
| Gold Rush Kettle Korn LLC | 1 |
| Energy Magnification Corporation | 1 |

Top 25 (or less) local inventors:

| Inventor | Company | Patents |
|------------------------------|---|---------|
| Saleh Elomari | Chevron U.S.A. Inc. | 52 |
| Dwight P. Morejohn | Sadra Medical, Inc. | 26 |
| Ting Guo | William Marsh Rice University | 26 |
| Thomas R. Hecht | Automatic Bar Controls, Inc. | 23 |
| Thomas V. Harris | Chevron U.S.A. Inc. | 23 |
| Michael Rey | Novozymes, Inc. | 21 |
| Debbie Yaver | Novozymes, Inc. | 20 |
| Elena Vlasenko | Novozymes, Inc. | 20 |
| Bruce D. Hammock | The Regents of the University of California | 15 |
| William R. Ruhe, Jr. | Chevron Oronite Company LLC | 15 |
| William J. Byrne | Google Inc. | 14 |
| Candice Hellen Brown Elliott | Samsung Electronics Co., Ltd. | 13 |
| Charles L. Kibby | Chevron U.S.A. Inc. | 13 |
| James D. Getty | Nordson Corporation | 13 |
| Alfredo Lopez De Leon | Novozymes, Inc. | 12 |
| Hanshu Ding | Novozymes, Inc. | 12 |
| Pamela Marrone | Marrone Bio Innovations, Inc. | 12 |

| | | |
|------------------------|---|----|
| Raju Pandey | SynapSense Corporation | 12 |
| Richard A. Martindale | Automatic Bar Controls, Inc. | 12 |
| Saleh A. Elomari | Chevron U.S.A. Inc. | 12 |
| Brian Keith Langendorf | NVIDIA Corporation | 11 |
| Gregory J. Wells | Varian, Inc. | 11 |
| Kwok Kuen David Kwong | Hong Kong Applied Science and Technology Research | 11 |
| Michael James Paquette | Apple Inc. | 11 |
| Amiya K. Mukherjee | The Regents of the University of California | 10 |

> VINELAND-MILLVILLE-BRIDGETON, NJ [47220]

List of 23 included communities:

BRIDGETON, NJ; CEDARVILLE, NJ; DEERFIELD STREET, NJ; DELMONT, NJ; DIVIDING CREEK, NJ; DORCHESTER, NJ; ELMER, NJ; FAIRTON, NJ; FORTESCUE, NJ; GREENWICH, NJ; HEISLERVILLE, NJ; LEESBURG, NJ; MAURICETOWN, NJ; MILLVILLE, NJ; MILMAY, NJ; NEWFIELD, NJ; NEWPORT, NJ; PORT ELIZABETH, NJ; PORT NORRIS, NJ; ROSENHAYN, NJ; SHILOH, NJ; VINELAND, NJ; WOODBINE, NJ

Economics:

| Indiv Tax Returns | Cum Indiv Income | Co Tax Returns | Cum Co Income |
|-------------------|------------------|----------------|---------------|
| 79410 | 3821434000 | 2560 | 96008000 |

Entity Counts:

| Org Type | Count |
|----------|-------|
| Company | 16 |

16 IP-based companies out of 2560 business tax returns = 0.63% in IP company density.

| Year | Est Population | Inventors | Inv / 1000 | Patents | Local Cos | Art Classes |
|------|----------------|-----------|------------|---------|-----------|-------------|
| 2005 | | 13 | | 14 | 2 | 12 |
| 2006 | | 9 | | 9 | 1 | 8 |
| 2008 | | 11 | | 9 | 1 | 8 |
| 2009 | | 6 | | 14 | 1 | 5 |
| 2010 | 156898 | 13 | 0.08 | 25 | 1 | 11 |
| 2011 | 157607 | 10 | 0.06 | 11 | 4 | 9 |
| 2013 | 157153 | 11 | 0.07 | 14 | 2 | 8 |

| | Inventors | Patents |
|---------|-----------|---------|
| Totals: | 66 | 117 |

Top 25 Art Classes:

| Art Class (code) | Patents | % this metro | % top 250 |
|---|---------|--------------|-----------|
| Registers... (235) | 31 | 26.5% | 0.5% |
| Chemistry: molecular biology and microbiology... (435) | 6 | 5.1% | 0% |
| Amusement devices: games... (463) | 6 | 5.1% | 0.1% |
| Stock material or miscellaneous articles... (428) | 5 | 4.3% | 0.1% |
| Data processing: speech signal processing, linguis... (704) | 4 | 3.4% | 0.1% |
| Fire escape, ladder, or scaffold... (182) | 3 | 2.6% | 0.5% |
| Data processing: financial, business practice, man... (705) | 3 | 2.6% | 0% |
| Active solid-state devices (e.g., transistors, sol... (257) | 3 | 2.6% | 0% |
| Bottles and jars... (215) | 3 | 2.6% | 0.5% |
| Receptacles... (220) | 3 | 2.6% | 0.1% |
| Road structure, process, or apparatus... (404) | 3 | 2.6% | 0.3% |
| Surgery... (604) | 3 | 2.6% | 0% |
| Books, strips, and leaves... (281) | 2 | 1.7% | 1.4% |
| Chairs and seats... (297) | 2 | 1.7% | 0.1% |
| Chemistry: natural resins or derivatives; peptides... (530) | 2 | 1.7% | 0% |
| Communications: electrical... (340) | 2 | 1.7% | 0% |
| Drug, bio-affecting and body treating compositions... (514) | 2 | 1.7% | 0% |
| Drug, bio-affecting and body treating compositions... (424) | 2 | 1.7% | 0% |
| Organic compounds -- part of the class 532-570 ser... (564) | 2 | 1.7% | 0.3% |

| | | | |
|---|---|------|------|
| Plastic and nonmetallic article shaping or treatin... (264) | 2 | 1.7% | 0.1% |
| Plastic article or earthenware shaping or treating... (425) | 2 | 1.7% | 0.1% |
| Prime-mover dynamo plants... (290) | 2 | 1.7% | 0.2% |
| Electricity: electrical systems and devices... (361) | 1 | 0.9% | 0% |
| Electrical generator or motor structure... (310) | 1 | 0.9% | 0% |
| Electric heating... (219) | 1 | 0.9% | 0% |

Patents (by local inventors) assigned to local companies (top 25 or less):
 NOTE: this company count is likely less than the total company account above
 because the above count includes local companies with non-local inventors.

| Company Name | Patents |
|--|---------|
| Wheaton Industries, Inc. | 3 |
| Centerton Nursery, Inc. | 3 |
| BodyBio, Inc | 2 |
| EMBE Enterprises, Inc. | 2 |
| Wheaton USA, Inc. | 1 |
| Suicide Fantasy Sports, LLC | 1 |
| Q.I.S., Inc. | 1 |
| J. G. Finneran Associates, Inc. | 1 |
| Body Bio, Inc. | 1 |
| Alcan Packaging Pharmaceutical and Personal Care, Inc. | 1 |
| Alcan Packaging Pharmaceutical & Personal Care Inc. | 1 |

Top 25 (or less) local inventors:

| Inventor | Company | Patents |
|---------------------------|--------------------------------------|---------|
| Mark Hernandez | Metrologic Instruments, Inc. | 26 |
| John G. Hoey | Medical Diagnostic Laboratories, LLC | 5 |
| Patricia A. McMahan | Bally Gaming, Inc. | 4 |
| Benjamin Nolan | Polymer Group, Inc. | 3 |
| Ian Wylie | Agere Systems Inc. | 3 |
| John D. Buehler | Comar, Inc. | 3 |
| Christopher J. Meyers | Wheaton Industries, Inc. | 2 |
| Craig Platania | Wheaton Industries, Inc. | 2 |
| Darrel A. Apps | Centerton Nursery, Inc. | 2 |
| Douglas E. Brookins | EMBE Enterprises, Inc. | 2 |
| Edward Kane | BodyBio, Inc | 2 |
| Jacob Riley Wasserman | The Hereafter, Inc. | 2 |
| Jeffrey B. Barber | Battelle Memorial Institute | 2 |
| Justin Bianco | Wyeth LLC | 2 |
| Akira Nago | Shimano Inc. | 1 |
| Alonzo M. Burns, Jr. | Mannington Mills, Inc. | 1 |
| Alonzo M. Burns, Jr. | Mannington Mills, of Delaware, Inc. | 1 |
| Benjamin Levin | Wheaton Industries, Inc. | 1 |
| Brian Gatton | Comar, Inc. | 1 |
| Brian Lee Hilliard | Comar, Inc. | 1 |
| Brian M. Gatton, Jr. | Comar, Inc. | 1 |
| Brian Michael Gatton, Jr. | Comar | 1 |
| Charles Forbes | Metrologic Instruments, Inc. | 1 |
| Cory Smith | Stanley Black & Decker, Inc. | 1 |
| Daniel B. Lodge | Q.I.S., Inc. | 1 |

> VIRGINIA BEACH-NORFOLK-NEWPORT NEWS, VA-NC [47260]

List of 85 included communities:

ACHILLES, VA; ARK, VA; AYDLETT, NC; BARCO, NC; BARHAMSVILLE, VA; BATTERY PARK, VA; BENA, VA; BOHANNON, VA; CARDINAL, VA; CARROLLTON, VA; CARRSVILLE, VA; CHESAPEAKE, VA; CLAREMONT, VA; COBBS CREEK, VA; COINJOCK, NC; COROLLA, NC; CURRITUCK, NC; DENDRON, VA; DIGGS, VA; DISPUTANTA, VA; DUTTON, VA; ELBERON, VA; FORT EUSTIS, VA; FORT MONROE, VA; FOSTER, VA; FRANKLIN, VA; GLOUCESTER POINT, VA; GLOUCESTER, VA; GRANDY, NC; GRIMSTEAD, VA; GWYNN, VA; HALLIEFORD, VA; HAMPTON, VA; HARBINGER, NC; HAYES, VA; HUDGINS, VA; ISLE OF WIGHT, VA; IVOR, VA; JAMESTOWN, VA; JARVISBURG, NC; KNOTTS ISLAND, NC; LACKEY, VA; LANEXA, VA; LIGHTFOOT, VA; MAPLE, NC; MARYUS, VA; MATHEWS, VA; MOON, VA; MOYOCK, NC; NEW POINT, VA; NEWPORT NEWS, VA; NORFOLK, VA; NORGE, VA; NORTH, VA; ONEMO, VA; ORDINARY, VA; POINT HARBOR, NC; POPLAR BRANCH, NC; POQUOSON, VA; PORT HAYWOOD, VA; PORTSMOUTH, VA; POWELLS POINT, NC; RESCUE, VA; SALUDA, VA; SCHLEY, VA; SEAFORD, VA; SEVERN, VA; SHAWBORO, NC; SMITHFIELD, VA; SPRING GROVE, VA; SUFFOLK, VA; SURRY, VA; SUSAN, VA; TOANO, VA; VIRGINIA BEACH, VA; WAKEFIELD, VA; WARE NECK, VA; WAVERLY, VA; WHITE MARSH, VA; WICOMICO, VA; WILLIAMSBURG, VA; WINDSOR, VA; WOODS CROSS ROADS, VA; YORKTOWN, VA; ZUNI, VA

Economics:

| Indiv Tax Returns | Cum Indiv Income | Co Tax Returns | Cum Co Income |
|-------------------|------------------|----------------|---------------|
| 926600 | 54509671000 | 42010 | 1176626000 |

Entity Counts:

| Org Type | Count |
|------------|-------|
| Company | 175 |
| Foundation | 2 |
| HigherEd | 10 |

175 IP-based companies out of 42010 business tax returns = 0.42% in IP company density.

| Year | Est Population | Inventors | Inv / 1000 | Patents | Local Cos | Art Classes |
|------|----------------|-----------|------------|---------|-----------|-------------|
| 2005 | | 174 | | 143 | 29 | 84 |
| 2006 | | 196 | | 141 | 27 | 83 |
| 2007 | | 176 | | 155 | 30 | 91 |
| 2008 | | 199 | | 160 | 31 | 86 |
| 2009 | | 200 | | 151 | 26 | 92 |
| 2010 | 1676822 | 294 | 0.18 | 230 | 30 | 122 |
| 2011 | 1686982 | 223 | 0.13 | 172 | 27 | 100 |
| 2012 | 1698391 | 302 | 0.18 | 255 | 32 | 111 |
| 2013 | 1707385 | 276 | 0.16 | 237 | 28 | 113 |
| 2014 | 1716624 | 322 | 0.19 | 283 | 35 | 122 |

| Inventors | Patents |
|--------------|---------|
| Totals: 1575 | 1927 |

Top 25 Art Classes:

| Art Class (code) | Patents | % this metro | % top 250 |
|---|---------|--------------|-----------|
| Fluid sprinkling, spraying, and diffusing... (239) | 82 | 4.3% | 4.3% |
| Radiant energy... (250) | 44 | 2.3% | 0.5% |
| Surgery... (600) | 44 | 2.3% | 0.4% |
| Surgery... (604) | 41 | 2.1% | 0.5% |
| Data processing: financial, business practice, man... (705) | 39 | 2% | 0.2% |
| Communications: electrical... (340) | 37 | 1.9% | 0.3% |

| | | | |
|---|----|------|------|
| Electricity: measuring and testing... (324) | 34 | 1.8% | 0.4% |
| Image analysis... (382) | 34 | 1.8% | 0.2% |
| Drug, bio-affecting and body treating compositions... (424) | 31 | 1.6% | 0.2% |
| Internal-combustion engines... (123) | 31 | 1.6% | 0.7% |
| Illumination... (362) | 30 | 1.6% | 0.6% |
| Chemistry: molecular biology and microbiology... (435) | 29 | 1.5% | 0.2% |
| X-ray or gamma ray systems or devices... (378) | 27 | 1.4% | 1.1% |
| Electrical generator or motor structure... (310) | 26 | 1.3% | 1% |
| Surgery: light, thermal, and electrical applicatio... (607) | 26 | 1.3% | 0.4% |
| Stock material or miscellaneous articles... (428) | 25 | 1.3% | 0.3% |
| Aeronautics and astronautics... (244) | 24 | 1.2% | 0.9% |
| Data processing: vehicles, navigation, and relativ... (701) | 22 | 1.1% | 0.2% |
| Drug, bio-affecting and body treating compositions... (514) | 22 | 1.1% | 0.1% |
| Ships... (114) | 22 | 1.1% | 1.6% |
| Land vehicles... (280) | 21 | 1.1% | 0.4% |
| Fluid handling... (137) | 20 | 1% | 0.7% |
| Education and demonstration... (434) | 19 | 1% | 1.3% |
| Electrical computers and digital processing system... (709) | 19 | 1% | 0.1% |
| Optics: measuring and testing... (356) | 19 | 1% | 0.3% |

Patents (by local inventors) assigned to local companies (top 25 or less):
 NOTE: this company count is likely less than the total company account above
 because the above count includes local companies with non-local inventors.

| Company Name | Patents |
|--|---------|
| Jefferson Science Associates, LLC | 51 |
| Eastern Virginia Medical School | 23 |
| Old Dominion University Research Foundation | 23 |
| Blackhawk Industries Product Group Unlimited LLC | 19 |
| Hampton University | 19 |
| College of William and Mary | 16 |
| Lifenet Health | 16 |
| National Institute of Aerospace Associates | 11 |
| S & S Precision, LLC | 9 |
| Swimways Corporation | 9 |
| Synerject, LLC | 9 |
| Air Systems, Inc. | 8 |
| Jefferson Science Associates LLC | 7 |
| Old Dominion University | 6 |
| Southeastern Univ. Research Assn. | 6 |
| Tao of Systems Integration, Inc. | 6 |
| Aerotech Research (USA), Inc. | 5 |
| Adaptivenergy, LLC. | 5 |
| Jefferson Science Associates | 5 |
| Adaptivenergy, LLC | 4 |
| Blackhawk Industries, Inc. | 4 |
| Face International Corp. | 4 |
| Measurement Specialties, Inc. | 4 |
| Mitsubishi Kagaku Imaging Corporation | 4 |
| NextGen Aerosciences, LLC | 4 |

Top 25 (or less) local inventors:

| Inventor | Company | Patents |
|-------------------|--|---------|
| Dennis J. Rivet | The Invention Science Fund I, LLC | 85 |
| Yeonjoon Park | The United States of America as represented by the | 23 |
| Glen C. King | The United States of America as represented by the | 20 |
| Eric M. Yeates | Alliant Techsystems Inc. | 17 |
| Sang H. Choi | The United States of America as represented by the | 17 |
| Stephen F. Pond | Eastman Kodak Company | 16 |
| Michael J. Hornby | Continental Automotive Systems US, Inc. | 15 |

| | | |
|-------------------------|--|----|
| Stanley E. Woodard | The United States of America as represented by the | 15 |
| John W. Connell | The United States of America as represented by the | 14 |
| Dennis J. Rivet | Elwha LLC | 13 |
| Eric M. Yeates | Blackhawk Industries Product Group Unlimited LLC | 13 |
| Lloyd Wolfinbarger, Jr. | Lifenet Health | 13 |
| Cheol Park | The United States of America as represented by the | 12 |
| Jingsong Chen | Allergan, Inc. | 11 |
| Michael S. Eggert | Gaumard Scientific Company, Inc. | 11 |
| Thomas A. Marx | Alliant Techsystems Inc. | 11 |
| Bryant D. Taylor | The United States of America as represented by the | 10 |
| Emilie J. Siochi | The United States of America as represented by the | 10 |
| William T. Yost | The United States of America as represented by the | 10 |
| Daniel F. Perey | The United States of America as represented by the | 9 |
| Joycelyn S. Harrison | The United States of America as represented by the | 9 |
| Vahagn R. Nazaryan | Hampton University | 9 |
| Cynthia E. Keppel | Hampton University | 8 |
| Erik S. Weiser | The United States of America as represented by the | 8 |
| J. Michael Joseph | Siemens VDO Automotive Corporation | 8 |

> VISALIA-PORTERVILLE, CA [47300]

List of 43 included communities:

ALPAUGH, CA; BADGER, CA; CALIFORNIA HOT SPRINGS, CA; CAMP NELSON, CA; COALINGA, CA; CORCORAN, CA; CUTLER, CA; DELANO, CA; DINUBA, CA; DUCOR, CA; EARLIMART, CA; EXETER, CA; FARMERSVILLE, CA; GOSHEN, CA; HANFORD, CA; INYOKERN, CA; IVANHOE, CA; KAWEAH, CA; KERNVILLE, CA; KINGS CANYON NATIONAL PK, CA; KINGSBURG, CA; LEMON COVE, CA; LINDSAY, CA; MIRAMONTE, CA; ORANGE COVE, CA; OROSI, CA; PIXLEY, CA; PORTERVILLE, CA; POSEY, CA; REEDLEY, CA; RICHGROVE, CA; SEQUOIA NATIONAL PARK, CA; SPRINGVILLE, CA; STRATHMORE, CA; SULTANA, CA; TERRA BELLA, CA; THREE RIVERS, CA; TIPTON, CA; TRAVER, CA; TULARE, CA; VISALIA, CA; WOODLAKE, CA; YETTEM, CA

Economics:

| Indiv Tax Returns | Cum Indiv Income | Co Tax Returns | Cum Co Income |
|-------------------|------------------|----------------|---------------|
| 236760 | 10447343000 | 6680 | 369492000 |

Entity Counts:

| Org Type | Count |
|----------|-------|
| Company | 41 |

41 IP-based companies out of 6680 business tax returns = 0.61% in IP company density.

| Year Est Population | Inventors | Inv / 1000 | Patents | Local Cos | Art Classes |
|---------------------|-----------|------------|---------|-----------|-------------|
| 2005 | 18 | | 18 | 4 | 16 |
| 2006 | 19 | | 20 | 1 | 16 |
| 2007 | 22 | | 16 | 2 | 15 |
| 2009 | 20 | | 23 | 4 | 17 |
| 2010 442179 | 32 | 0.07 | 35 | 10 | 24 |
| 2011 447824 | 23 | 0.05 | 19 | 4 | 18 |
| 2012 451499 | 28 | 0.06 | 28 | 9 | 24 |
| 2013 454725 | 30 | 0.07 | 32 | 8 | 23 |
| 2014 458198 | 34 | 0.07 | 31 | 7 | 24 |

| Inventors | Patents |
|-------------|---------|
| Totals: 177 | 239 |

Top 25 Art Classes:

| Art Class (code) | Patents | % this metro | % top 250 |
|---|---------|--------------|-----------|
| Drug, bio-affecting and body treating compositions... (514) | 15 | 6.3% | 0.1% |
| Multicellular living organisms and unmodified part... (800) | 13 | 5.4% | 0.2% |
| Fluid sprinkling, spraying, and diffusing... (239) | 10 | 4.2% | 0.5% |
| Communications: electrical... (340) | 9 | 3.8% | 0.1% |
| Organic compounds -- part of the class 532-570 ser... (548) | 9 | 3.8% | 0.7% |
| Chemistry: molecular biology and microbiology... (435) | 7 | 2.9% | 0% |
| Land vehicles... (280) | 7 | 2.9% | 0.1% |
| Data processing: financial, business practice, man... (705) | 5 | 2.1% | 0% |
| Animal husbandry... (119) | 5 | 2.1% | 0.3% |
| Image analysis... (382) | 5 | 2.1% | 0% |
| Liquid purification or separation... (210) | 5 | 2.1% | 0.1% |
| Plant husbandry... (47) | 5 | 2.1% | 0.7% |
| Chairs and seats... (297) | 4 | 1.7% | 0.1% |
| Aeronautics and astronautics... (244) | 4 | 1.7% | 0.1% |

| | | | |
|---|---|------|------|
| Drug, bio-affecting and body treating compositions... (424) | 4 | 1.7% | 0% |
| Data processing: generic control systems or specif... (700) | 3 | 1.3% | 0% |
| Data processing: presentation processing of docume... (715) | 3 | 1.3% | 0% |
| Data processing: database and file management or d... (707) | 3 | 1.3% | 0% |
| Computer graphics processing and selective visual ... (345) | 3 | 1.3% | 0% |
| Chemistry: analytical and immunological testing... (436) | 3 | 1.3% | 0.1% |
| Electrical computers and digital processing system... (709) | 3 | 1.3% | 0% |
| Hydraulic and earth engineering... (405) | 3 | 1.3% | 0.2% |
| Joints and connections... (403) | 3 | 1.3% | 0.5% |
| Material or article handling... (414) | 3 | 1.3% | 0.2% |
| Ordnance... (89) | 3 | 1.3% | 0.3% |

Patents (by local inventors) assigned to local companies (top 25 or less):
 NOTE: this company count is likely less than the total company account above
 because the above count includes local companies with non-local inventors.

| Company Name | Patents |
|---|---------|
| Human Matrix Sciences, LLC | 15 |
| Edeniq, Inc. | 6 |
| Donacorp | 6 |
| Sunview Vineyards of California, Inc. | 3 |
| FW Enviro, LLC | 3 |
| Indxit Systems Inc. | 2 |
| Building Component Verification Systems, Inc. | 2 |
| US Tower Corporation | 2 |
| A&P Ag Structures, Inc. | 1 |
| A & P Ag Structures, Inc. | 1 |
| Sun-Maid Growers of California | 1 |
| Sierra Packaging Solutions | 1 |
| Sci Protek, Inc. | 1 |
| PlugGrip Products, LLC | 1 |
| Pirelli Tire LLC | 1 |
| Next-RO, Inc. | 1 |
| National Diversified Sales, Inc. | 1 |
| Munger Bros., LLC | 1 |
| Monrovia Nursery Company | 1 |
| Kaonetics Technologies, Inc. | 1 |
| Jerry Robertson Real Estate LLC | 1 |
| Gretchen Zwetzig/Flemings Flower Fields | 1 |
| Great Valley Land Company, LLC | 1 |
| George Brothers, Inc. | 1 |
| Cumulous Communications Corp. | 1 |

Top 25 (or less) local inventors:

| Inventor | Company | Patents |
|----------------------|--|---------|
| Timothy J. Gerdts | The Burchell Nursery, Inc. | 28 |
| Thomas Mitts | Human Matrix Sciences, LLC | 12 |
| Mark H. Mason | The United States of America as represented by the | 10 |
| Thomas Mitts | The Hospital for Sick Children | 10 |
| Chibwe Chungu | Dow AgroSciences LLC | 8 |
| Robert A. Quinn | Donacorp | 6 |
| Damon Silva | Arthroscopic Surgery Associates Corporation | 5 |
| Daniel Nourian | National Diversified Sales, Inc. | 5 |
| Timothy Henry | Arthroscopic Surgery Associates Corporation | 5 |
| Mark G. Crawford | Simpson Strong-Tie Company, Inc. | 4 |
| Craig L. Kaprielian | FW Enviro, LLC | 3 |
| Craig S. Sullivan | Netsuite, Inc. | 3 |
| James Michael Snell | International Business Machines Corporation | 3 |
| Jeffrey Mark Kearnan | Volk Enterprises, Inc. | 3 |
| John William Pellow | Dow Agrosiences LLC | 3 |

| | | |
|-------------------------|---------------------------------------|---|
| Keith Garcia | Big Bear American Made Choppers, Inc. | 3 |
| Ken Pereira | US Tower Corporation | 3 |
| Marian Goldeen | Apple Inc. | 3 |
| Timothy F. Bourne | Sunview Vineyards of California, Inc. | 3 |
| Vernon Jeffrey Mullican | TLC Suspensions, LLC | 3 |
| Brian Glenn Lierman | Dominion Voting Systems, Inc. | 2 |
| Bruce Kopitar | US Tower Corporation | 2 |
| Bruno Mezzetti | Hargreaves Plants Limited | 2 |
| Chris M. Moralez | National Diversified Sales, Inc. | 2 |
| David Sorenson | Fruit Growers Supply Company | 2 |

> WACO, TX [47380]

List of 22 included communities:

ABBOTT, TX; AQUILLA, TX; AXTELL, TX; BRUCEVILLE, TX; CHINA SPRING, TX; CRAWFORD, TX; EDDY, TX; ELM MOTT, TX; HEWITT, TX; LEROY, TX; LORENA, TX; MART, TX; MC GREGOR, TX; MOODY, TX; MOUNT CALM, TX; OGLESBY, TX; RIESEL, TX; ROSS, TX; VALLEY MILLS, TX; WACO, TX; WEST, TX; WOODWAY, TX

Economics:

| Indiv Tax Returns | Cum Indiv Income | Co Tax Returns | Cum Co Income |
|-------------------|------------------|----------------|---------------|
| 104560 | 5209624000 | 3630 | 188037000 |

Entity Counts:

| Org Type | Count |
|----------|-------|
| Company | 23 |
| HigherEd | 2 |

23 IP-based companies out of 3630 business tax returns = 0.63% in IP company density.

| Year | Est Population | Inventors | Inv / 1000 | Patents | Local Cos | Art Classes |
|------|----------------|-----------|------------|---------|-----------|-------------|
| 2005 | | 20 | | 16 | 4 | 13 |
| 2006 | | 20 | | 14 | 2 | 11 |
| 2007 | | 22 | | 19 | 3 | 15 |
| 2008 | | 17 | | 14 | 4 | 12 |
| 2009 | | 14 | | 10 | 4 | 7 |
| 2010 | 252772 | 10 | 0.04 | 11 | 4 | 10 |
| 2011 | 255729 | 28 | 0.11 | 24 | 4 | 22 |
| 2012 | 257111 | 19 | 0.07 | 17 | 5 | 16 |
| 2013 | 259099 | 22 | 0.08 | 16 | 8 | 15 |
| 2014 | 260430 | 32 | 0.12 | 16 | 4 | 16 |

| Inventors | Patents |
|-------------|---------|
| Totals: 130 | 157 |

Top 25 Art Classes:

| Art Class (code) | Patents | % this metro | % top 250 |
|---|---------|--------------|-----------|
| Drug, bio-affecting and body treating compositions... (514) | 12 | 7.6% | 0.1% |
| Planetary gear transmission systems or components... (475) | 9 | 5.7% | 0.5% |
| Data processing: financial, business practice, man... (705) | 8 | 5.1% | 0% |
| Exercise devices... (482) | 7 | 4.5% | 0.3% |
| Land vehicles: dumping... (298) | 5 | 3.2% | 0.2% |
| Liquid purification or separation... (210) | 5 | 3.2% | 0.1% |
| Expanded, threaded, driven, headed, tool-deformed,... (411) | 4 | 2.5% | 0.6% |
| Handling: hand and hoist-line implements... (294) | 4 | 2.5% | 0.2% |
| Boots, shoes, and leggings... (36) | 3 | 1.9% | 0.3% |
| Data processing: measuring, calibrating, or testin... (702) | 3 | 1.9% | 0% |
| Animal husbandry... (119) | 3 | 1.9% | 0.2% |
| Closure fasteners... (292) | 3 | 1.9% | 0.3% |
| Tool driving or impacting... (173) | 3 | 1.9% | 1% |
| Cleaning compositions for solid surfaces, auxiliar... (510) | 2 | 1.3% | 0.1% |
| Communications: electrical... (340) | 2 | 1.3% | 0% |
| Dentistry... (433) | 2 | 1.3% | 0.2% |

| | | | |
|---|---|------|------|
| Electrical audio signal processing systems and dev... (381) | 2 | 1.3% | 0.1% |
| Electrical computers and digital processing system... (719) | 2 | 1.3% | 0.1% |
| Error detection/correction and fault detection/rec... (714) | 2 | 1.3% | 0% |
| Material or article handling... (414) | 2 | 1.3% | 0.2% |
| Optical communications... (398) | 2 | 1.3% | 0.1% |
| Optics: eye examining, vision testing and correcti... (351) | 2 | 1.3% | 0.1% |
| Optics: measuring and testing... (356) | 2 | 1.3% | 0% |
| Ordnance... (89) | 2 | 1.3% | 0.2% |
| Pipe joints or couplings... (285) | 2 | 1.3% | 0.2% |

Patents (by local inventors) assigned to local companies (top 25 or less):
 NOTE: this company count is likely less than the total company account above
 because the above count includes local companies with non-local inventors.

| Company Name | Patents |
|---|---------|
| Baylor University | 28 |
| Spenco Medical Corporation | 9 |
| Marathonnorco Aerospace, Inc. | 4 |
| Epi-Energy, Ltd. | 3 |
| Easy Gardener Products, Inc. | 3 |
| Packless Metal Hose, Inc. | 3 |
| The Wallace Group, Inc. | 2 |
| International Tire Shuttle, Inc. | 2 |
| Packless Industries | 2 |
| Silver Global Manufacturing LLC | 2 |
| TYMCO, Inc. | 2 |
| Wahoo Communications Corporation | 1 |
| Tymco Inc. | 1 |
| Thera-Med, Inc. | 1 |
| Rampgate, Ltd. | 1 |
| Petnovate LLC | 1 |
| Lectron, Inc. | 1 |
| Epi- Energy, Ltd. | 1 |
| EPI - Energy, Ltd. | 1 |
| ENVIRONMENTAL QUALITY MANAGEMENT ASSOCIATES | 1 |

Top 25 (or less) local inventors:

| Inventor | Company | Patents |
|-------------------------|-------------------------------|---------|
| Kevin G. Pinney | Baylor University | 13 |
| Kevin G. Pinney | Oxigene, Inc. | 9 |
| Dan Jones | Epi-Energy, Ltd. | 8 |
| David B. Granger | Spenco Medical Corporation | 5 |
| Kenneth W. Busch | Baylor University | 5 |
| Larry D. Mercer | Huck International, Inc. | 5 |
| Phillip S. Moore | Diebold, Incorporated | 5 |
| Robert J. Corbett | Huck International, Inc. | 5 |
| Robert J. Lemley | Diebold, Incorporated | 5 |
| Steven C. Swingler | Diebold, Incorporated | 5 |
| Julio Palma | Marathonnorco Aerospace, Inc. | 4 |
| Marianna Busch | Baylor University | 4 |
| Ronald J. Suchecki, Jr. | Hoot Aerobic Systems, Inc. | 4 |
| Ryan A. Wheeler | Marathonnorco Aerospace, Inc. | 4 |
| Brian A. Garner | Baylor University | 3 |
| Craig A. Hoffman | Anatasol, LLC | 3 |
| David Bradley Granger | Spenco Medical Corporation | 3 |
| Duane M. Sulak | Spenco Medical Corporation | 3 |
| L. Robert Zifferer | Packless Metal Hose, Inc. | 3 |
| Mallinath Hadimani | Baylor University | 3 |
| Robert Ronald Kane | Baylor University | 3 |
| Robert Ronald Kane | Oxigene, Inc. | 3 |

| | | |
|---------------------------|-------------------------|---|
| Aruna Perera | Baylor University | 2 |
| Carl Kuhnle | The Wallace Group, Inc. | 2 |
| Charles Manly Garner, III | Baylor University | 2 |

> WARNER ROBINS, GA [47580]

List of 11 included communities:

BONAIRE, GA; BYRON, GA; CENTERVILLE, GA; CLINCHFIELD, GA; ELKO, GA; FORT VALLEY, GA; HAWKINSVILLE, GA; KATHLEEN, GA; PERRY, GA; UNADILLA, GA; WARNER ROBINS, GA

Economics:

| Indiv Tax Returns | Cum Indiv Income | Co Tax Returns | Cum Co Income |
|-------------------|------------------|----------------|---------------|
| 83140 | 4108069000 | 2440 | 70109000 |

Entity Counts:

| Org Type | Count |
|----------|-------|
| Company | 8 |

8 IP-based companies out of 2440 business tax returns = 0.33% in IP company density.

| Year | Est Population | Inventors | Inv / 1000 | Patents | Local Cos | Art Classes |
|------|----------------|-----------|------------|---------|-----------|-------------|
| 2005 | | 5 | | 6 | 1 | 5 |
| 2006 | | 5 | | 7 | 2 | 6 |
| 2007 | | 7 | | 10 | 3 | 9 |
| 2008 | | 6 | | 5 | 1 | 5 |
| 2009 | | 7 | | 6 | 1 | 6 |
| 2010 | 179605 | 6 | 0.03 | 7 | 1 | 6 |
| 2013 | 186355 | 11 | 0.06 | 13 | 3 | 12 |
| 2014 | 187516 | 6 | 0.03 | 6 | 1 | 5 |

| Inventors | Patents |
|------------|---------|
| Totals: 48 | 71 |

Top 25 Art Classes:

| Art Class (code) | Patents | % this metro | % top 250 |
|---|---------|--------------|-----------|
| Compositions: coating or plastic... (106) | 5 | 7% | 0.4% |
| Drug, bio-affecting and body treating compositions... (424) | 4 | 5.6% | 0% |
| Telephonic communications... (379) | 4 | 5.6% | 0.1% |
| Fluid handling... (137) | 3 | 4.2% | 0.1% |
| Mechanical guns and projectors... (124) | 3 | 4.2% | 0.4% |
| Modulators... (332) | 3 | 4.2% | 0.7% |
| Combustion... (431) | 2 | 2.8% | 0.3% |
| Cleaning compositions for solid surfaces, auxiliar... (510) | 2 | 2.8% | 0.1% |
| Data processing: financial, business practice, man... (705) | 2 | 2.8% | 0% |
| Data processing: artificial intelligence... (706) | 2 | 2.8% | 0.1% |
| Land vehicles: bodies and tops... (296) | 2 | 2.8% | 0% |
| Multiplex communications... (370) | 2 | 2.8% | 0% |
| Work holders... (269) | 2 | 2.8% | 0.4% |
| Land vehicles: wheels and axles... (301) | 1 | 1.4% | 0.2% |
| Land vehicles: dumping... (298) | 1 | 1.4% | 0% |
| Land vehicles... (280) | 1 | 1.4% | 0% |
| Information security... (726) | 1 | 1.4% | 0% |
| Illumination... (362) | 1 | 1.4% | 0% |
| Drug, bio-affecting and body treating compositions... (514) | 1 | 1.4% | 0% |
| Data processing: vehicles, navigation, and relativ... (701) | 1 | 1.4% | 0% |

| | | | |
|---|---|------|------|
| Cutting by use of rotating axially moving tool... (408) | 1 | 1.4% | 0.3% |
| Communications: electrical... (340) | 1 | 1.4% | 0% |
| Classifying, separating, and assorting solids... (209) | 1 | 1.4% | 0.1% |
| Chemistry: molecular biology and microbiology... (435) | 1 | 1.4% | 0% |
| Chemistry of inorganic compounds... (423) | 1 | 1.4% | 0% |

Patents (by local inventors) assigned to local companies (top 25 or less):
 NOTE: this company count is likely less than the total company account above because the above count includes local companies with non-local inventors.

| Company Name | Patents |
|---|---------|
| Recycool, Inc. | 1 |
| KOOLER ICE, INC. | 1 |
| Clean Control Corporation | 1 |
| Cerberus Institute for Research and Development, Inc. | 1 |
| Athena Trees, Inc. | 1 |

Top 25 (or less) local inventors:

| Inventor | Company | Patents |
|-------------------------------|--|---------|
| Jun Yuan | Imerys Pigments, Inc. | 6 |
| Maura Jane Stafford | Sonnax Industries, Inc. | 4 |
| Dick Sellers | The Boeing Company | 3 |
| Lorenzo H. Thomson | L.H. Thomson Company, Inc. | 3 |
| Maura J. Stafford | Sonnax Industries, Inc. | 3 |
| Brian Thomson | L.H. Thomson Company, Inc. | 2 |
| Geoffrey P. Engels | ARINC Incorporated | 2 |
| Lorenzo H. Thomson | L. H. Thomson Company, Inc. | 2 |
| Nathan D. Morris | E.M.E.H., Inc. | 2 |
| Berno Pettersson | Transdermal Technologies, Inc. | 1 |
| Brian H. Thomson | L.H. Thomson Company, Inc. | 1 |
| Brian Thomson | L. H. Thomson Company, Inc. | 1 |
| Bruce Wood | The United States of America, as Represented by th | 1 |
| Charles C. Reilly | The United States of America, as represented by th | 1 |
| Chris McDow | Dynamic Adsorbents, Inc. | 1 |
| Danny Cape | Cooper Technologies Company | 1 |
| David A. Zion | Raytheon Company | 1 |
| David Henry Goss | Spirit of the 21st Century Group, LLC | 1 |
| Daxes Banit | Beacon Biomedical, LLC | 1 |
| Dennis Anthony Wilson | Rex Darlington | 1 |
| Deqiang Ma | KaMin, LLC | 1 |
| Douglas M. Smick | GM Global Technology Operations, Inc. | 1 |
| E. R. McDannald | Health Care Information Services LLC | 1 |
| Eugene Russell McDannald, Jr. | Health Care Information Services LLC | 1 |
| Frank J. Baresich | Thermal Wave Molding Corp. | 1 |

> WASHINGTON-ARLINGTON-ALEXANDRIA, DC-VA-MD-WV [47900]

List of 241 included communities:

ACCOKEEK, MD; ADAMSTOWN, MD; ALDIE, VA; ALEXANDRIA, VA; AMISSVILLE, VA; ANDREWS AIR FORCE BASE, MD; ANNANDALE, VA; AQUASCO, MD; ARCOLA, VA; ARLINGTON, VA; ASHBURN, VA; ASHTON, MD; BAKERTON, WV; BARNESVILLE, MD; BARSTOW, MD; BEALETON, VA; BEALLSVILLE, MD; BEAVERDAM, VA; BEL ALTON, MD; BELTSVILLE, MD; BENEDICT, MD; BENTONVILLE, VA; BERRYVILLE, VA; BETHESDA, MD; BLADENSBURG, MD; BLUEMONT, VA; BOWIE, MD; BOYCE, VA; BOYDS, MD; BRADDOCK HEIGHTS, MD; BRANDYWINE, MD; BRENTWOOD, MD; BRINKLOW, MD; BRISTOW, VA; BROAD RUN, VA; BROOKE, VA; BROOKEVILLE, MD; BROOMES ISLAND, MD; BRUNSWICK, MD; BRYANS ROAD, MD; BRYANTOWN, MD; BUCKEYSTOWN, MD; BUMPASS, VA; BURKE, VA; BURKITTSVILLE, MD; BURTONSVILLE, MD; CABIN JOHN, MD; CALVERTON, VA; CAPITOL HEIGHTS, MD; CASANOVA, VA; CASCADE, MD; CATHARPIN, VA; CATLETT, VA; CENTREVILLE, VA; CHANTILLY, VA; CHARLES TOWN, WV; CHARLOTTE HALL, MD; CHELTENHAM, MD; CHESAPEAKE BEACH, MD; CHESTER GAP, VA; CHEVY CHASE, MD; CLARKSBURG, MD; CLIFTON, VA; CLINTON, MD; COBB ISLAND, MD; COLLEGE PARK, MD; DAMASCUS, MD; DELAPLANE, VA; DERWOOD, MD; DICKERSON, MD; DISTRICT HEIGHTS, MD; DOWELL, MD; DULLES, VA; DUMFRIES, VA; DUNKIRK, MD; DUNN LORING, VA; EMMITSBURG, MD; FAIRFAX STATION, VA; FAIRFAX, VA; FALLS CHURCH, VA; FAULKNER, MD; FORT BELVOIR, VA; FORT MYER, VA; FORT WASHINGTON, MD; FREDERICK, MD; FREDERICKSBURG, VA; FRIENDSHIP, MD; FRONT ROYAL, VA; GAINESVILLE, VA; GAITHERSBURG, MD; GARRETT PARK, MD; GARRISONVILLE, VA; GERMANTOWN, MD; GLEN ECHO, MD; GLENN DALE, MD; GOLDVEIN, VA; GREAT FALLS, VA; GREENBELT, MD; GREENWAY, VA; HALLTOWN, WV; HAMILTON, VA; HARPERS FERRY, WV; HARTWOOD, VA; HAYMARKET, VA; HERNDON, VA; HIGHLAND, MD; HUGHESVILLE, MD; HUME, VA; HUNTINGTOWN, MD; HUNTLY, VA; HYATTSVILLE, MD; IJAMSVILLE, MD; INDIAN HEAD, MD; IRONSIDES, MD; ISSUE, MD; JEFFERSON, MD; KEARNEYSVILLE, WV; KENSINGTON, MD; KEYMAR, MD; KNOXVILLE, MD; LA PLATA, MD; LADIESBURG, MD; LANHAM, MD; LAUREL, MD; LEESBURG, VA; LIBERTYTOWN, MD; LINCOLN, VA; LINDEN, VA; LOCUST GROVE, VA; LORTON, VA; LOVETTSVILLE, VA; LUSBY, MD; MANASSAS, VA; MARBURY, MD; MARKHAM, VA; MARSHALL, VA; MC LEAN, VA; MECHANICSVILLE, MD; MERRIFIELD, VA; MIDDLEBURG, VA; MIDDLETOWN, MD; MIDDLETOWN, VA; MIDLAND, VA; MILLVILLE, WV; MILLWOOD, VA; MINERAL, VA; MONROVIA, MD; MONTGOMERY VILLAGE, MD; MOUNT AIRY, MD; MOUNT RAINIER, MD; MOUNT VERNON, VA; MOUNT VICTORIA, MD; MYERSVILLE, MD; NANJEMOY, MD; NAVAL ANACOST ANNEX, DC; NEW MARKET, MD; NEW MIDWAY, MD; NEW WINDSOR, MD; NEWBURG, MD; NEWINGTON, VA; NOKESVILLE, VA; NORTH BEACH, MD; OAKTON, VA; OCCOQUAN, VA; OLNEY, MD; ORANGE, VA; ORLEAN, VA; OWINGS, MD; OXON HILL, MD; PAEONIAN SPRINGS, VA; PARIS, VA; PARTLOW, VA; PHILOMONT, VA; POINT OF ROCKS, MD; POMFRET, MD; POOLESVILLE, MD; PORT REPUBLIC, MD; PORT TOBACCO, MD; POTOMAC, MD; PRINCE FREDERICK, MD; PURCELLVILLE, VA; QUANTICO, VA; RANSON, WV; RECTORTOWN, VA; REMINGTON, VA; RESTON, VA; RIPPON, WV; RIVERDALE, MD; ROCKVILLE, MD; ROCKY RIDGE, MD; ROUND HILL, VA; RUBY, VA; SABILLASVILLE, MD; SAINT LEONARD, MD; SANDY SPRING, MD; SHENANDOAH JUNCTION, WV; SHEPHERDSTOWN, WV; SILVER SPRING, MD; SMITHSBURG, MD; SOLOMONS, MD; SOMERVILLE, VA; SOUTHERN MD FACILITY, MD; SPENCERVILLE, MD; SPOTSYLVANIA, VA; SPRINGFIELD, VA; STAFFORD, VA; STEPHENS CITY, VA; STERLING, VA; STRASBURG, VA; SUITLAND, MD; SUMERDUCK, VA; SUMMIT POINT, WV; SUNDERLAND, MD; TAKOMA PARK, MD; TANEYTOWN, MD; TEMPLE HILLS, MD; THE PLAINS, VA; THORNBURG, VA; THURMONT, MD; TRIANGLE, VA; TUSCARORA, MD; UNION BRIDGE, MD; UNIONVILLE, VA; UPPER MARLBORO, MD; UPPERVILLE, VA; VIENNA, VA; WALDORF, MD; WALKERSVILLE, MD; WARRENTON, VA; WASHINGTON GROVE, MD; WASHINGTON NAVY YARD, DC; WASHINGTON, DC; WATERFORD, VA; WELCOME, MD; WEST MCLEAN, VA; WHITE PLAINS, MD; WHITE POST, VA; WOODBINE, MD; WOODBRIDGE, VA; WOODFORD, VA; WOODSBORO, MD

Economics:

| Indiv Tax Returns | Cum Indiv Income | Co Tax Returns | Cum Co Income |
|-------------------|------------------|----------------|---------------|
| 3589090 | 307095321000 | 195540 | 10111409000 |

Entity Counts:

| Org Type | Count |
|------------|-------|
| Company | 1973 |
| Foundation | 16 |
| Government | 372 |
| HigherEd | 32 |

1973 IP-based companies out of 195540 business tax returns = 1.01% in IP company density.

| Year Est Population | Inventors | Inv / 1000 | Patents | Local Cos | Art Classes |
|---------------------|-----------|------------|---------|-----------|-------------|
| 2005 | 1774 | | 1389 | 253 | 231 |

| | | | | | |
|--------------|------|------|------|-----|-----|
| 2006 | 2209 | | 1713 | 321 | 246 |
| 2007 | 2031 | | 1522 | 313 | 224 |
| 2008 | 2101 | | 1602 | 300 | 222 |
| 2009 | 2221 | | 1715 | 295 | 230 |
| 2010 5636232 | 3038 | 0.54 | 2312 | 374 | 263 |
| 2011 5777721 | 3149 | 0.55 | 2399 | 391 | 256 |
| 2012 5873480 | 3213 | 0.55 | 2650 | 402 | 252 |
| 2013 5967176 | 3654 | 0.61 | 2886 | 467 | 269 |
| 2014 6033737 | 4042 | 0.67 | 3242 | 485 | 266 |

| Inventors | Patents |
|---------------|---------|
| Totals: 16717 | 21430 |

Top 25 Art Classes:

| Art Class (code) | Patents | % this metro | % top 250 |
|---|---------|--------------|-----------|
| Data processing: financial, business practice, man... (705) | 1158 | 5.4% | 5.1% |
| Multiplex communications... (370) | 1157 | 5.4% | 3.5% |
| Chemistry: molecular biology and microbiology... (435) | 1137 | 5.3% | 6.3% |
| Telecommunications... (455) | 992 | 4.6% | 4.4% |
| Drug, bio-affecting and body treating compositions... (424) | 961 | 4.5% | 6.4% |
| Electrical computers and digital processing system... (709) | 938 | 4.4% | 3.6% |
| Drug, bio-affecting and body treating compositions... (514) | 865 | 4% | 3.8% |
| Data processing: database and file management or d... (707) | 635 | 3% | 2.7% |
| Communications: electrical... (340) | 474 | 2.2% | 4% |
| Information security... (726) | 470 | 2.2% | 5.1% |
| Image analysis... (382) | 451 | 2.1% | 3.2% |
| Electrical computers and digital processing system... (713) | 377 | 1.8% | 3.1% |
| Chemistry: natural resins or derivatives; peptides... (530) | 342 | 1.6% | 7.6% |
| Pulse or digital communications... (375) | 303 | 1.4% | 2.3% |
| Telephonic communications... (379) | 299 | 1.4% | 4% |
| Data processing: vehicles, navigation, and relativ... (701) | 257 | 1.2% | 2.9% |
| Radiant energy... (250) | 256 | 1.2% | 3% |
| Data processing: presentation processing of docume... (715) | 248 | 1.2% | 2.5% |
| Communications: directive radio wave systems and d... (342) | 235 | 1.1% | 7.8% |
| Optics: measuring and testing... (356) | 233 | 1.1% | 3.5% |
| Data processing: measuring, calibrating, or testin... (702) | 224 | 1% | 2.5% |
| Semiconductor device manufacturing: process... (438) | 223 | 1% | 1.1% |
| Surgery... (600) | 220 | 1% | 2% |
| Data processing: artificial intelligence... (706) | 219 | 1% | 5.9% |
| Organic compounds -- part of the class 532-570 ser... (536) | 216 | 1% | 6.5% |

Patents (by local inventors) assigned to local companies (top 25 or less):
 NOTE: this company count is likely less than the total company account above because the above count includes local companies with non-local inventors.

| Company Name | Patents |
|--|---------|
| The United States of America as represented by the Secretary | 1671 |
| The United States of America, as represented by the Secretar | 688 |
| The United States of America as represented by the Departmen | 468 |
| Human Genome Sciences, Inc. | 247 |
| Lockheed Martin Corporation | 220 |
| AOL Inc. | 202 |
| United States Postal Service | 154 |
| Nextel Communications Inc. | 143 |
| University of Maryland | 131 |
| George Mason Intellectual Properties, Inc. | 112 |
| The United States of America as represented by the Administr | 99 |
| AOL LLC | 92 |

| | |
|---|----|
| Georgetown University | 92 |
| Hughes Network Systems, LLC | 83 |
| United States of America as represented by the Secretary of | 83 |
| University of Maryland, College Park | 75 |
| Fannie Mae | 73 |
| Current Technologies, LLC | 67 |
| Verizon Services Corp. | 66 |
| MedImmune, LLC | 62 |
| Victor Stanley, Inc. | 60 |
| K2M, Inc. | 57 |
| Ofinno Technologies, LLC | 55 |
| VeriSign, Inc. | 53 |
| Hillcrest Laboratories, Inc. | 50 |

Top 25 (or less) local inventors:

| Inventor | Company | Patents |
|------------------------|---|---------|
| Steven M. Ruben | Human Genome Sciences, Inc. | 127 |
| Christopher J. Dawson | International Business Machines Corporation | 106 |
| James W. Seaman | International Business Machines Corporation | 100 |
| Eric Jason Brandwine | Amazon Technologies, Inc. | 76 |
| Jian Ni | Human Genome Sciences, Inc. | 71 |
| Esmael Hejazi Dinan | Ofinno Technologies, LLC | 55 |
| James Wesley Seaman | International Business Machines Corporation | 50 |
| Valentina Di Francesco | Applera Corporation | 48 |
| John W. McCorkle | Freescale Semiconductor, Inc. | 47 |
| Cem Basceri | Micron Technology, Inc. | 45 |
| Matthew L. Fournay | Laitram, L.L.C. | 40 |
| David P. Ramer | ABL IP Holding LLC | 39 |
| Robert C. Lovell, Jr. | Sybase 365, Inc. | 39 |
| Andrew J. Doane | Amazon Technologies, Inc. | 38 |
| Shumeet Baluja | Google Inc. | 37 |
| Jack C. Rains, Jr. | ABL IP Holding LLC | 36 |
| Feng-Wen Sun | The Directv Group, Inc. | 35 |
| Reid W. von Borstel | Wellstat Therapeutics Corporation | 35 |
| Shalini Sharma | Wellstat Therapeutics Corporation | 35 |
| Isaac Shpantzer | CeLight, Inc. | 34 |
| Hyun Mun Kim | LG Electronics Inc. | 33 |
| Lin-Nan Lee | The Directv Group, Inc. | 32 |
| Gerald P. Skalka | Victor Stanley, Inc. | 31 |
| Mustafa Ero | The DIRECTV Group, Inc. | 31 |
| Gerald Skalka | Victor Stanley, Inc. | 29 |

> WATERLOO-CEDAR FALLS, IA [47940]

List of 42 included communities:

ACKLEY, IA; APLINGTON, IA; BEAMAN, IA; BUCKINGHAM, IA; CEDAR FALLS, IA; CONRAD, IA; DENVER, IA; DEWAR, IA; DIKE, IA; DUNKERTON, IA; ELDORA, IA; EVANSDALE, IA; FAIRBANK, IA; FREDERICKSBURG, IA; FREDERIKA, IA; GILBERTVILLE, IA; GRUNDY CENTER, IA; HOLLAND, IA; HUDSON, IA; IONIA, IA; JANESVILLE, IA; JESUP, IA; LA PORTE CITY, IA; LISCOMB, IA; MORRISON, IA; NASHUA, IA; NEW HARTFORD, IA; PARKERSBURG, IA; PLAINFIELD, IA; RAYMOND, IA; READLYN, IA; REINBECK, IA; SHELL ROCK, IA; STEAMBOAT ROCK, IA; STOUT, IA; SUMNER, IA; TRAER, IA; TRIPOLI, IA; UNION, IA; WATERLOO, IA; WAVERLY, IA; WELLSBURG, IA

Economics:

| Indiv Tax Returns | Cum Indiv Income | Co Tax Returns | Cum Co Income |
|-------------------|------------------|----------------|---------------|
| 114390 | 7011397000 | 6630 | 184461000 |

Entity Counts:

| Org Type | Count |
|----------|-------|
| Company | 36 |
| HigherEd | 1 |

36 IP-based companies out of 6630 business tax returns = 0.54% in IP company density.

| Year Est Population | Inventors | Inv / 1000 | Patents | Local Cos | Art Classes |
|---------------------|-----------|------------|---------|-----------|-------------|
| 2005 | 74 | | 48 | 5 | 30 |
| 2006 | 78 | | 42 | 6 | 26 |
| 2007 | 53 | | 37 | 4 | 22 |
| 2008 | 50 | | 35 | 7 | 29 |
| 2009 | 73 | | 39 | 6 | 24 |
| 2010 167819 | 67 | 0.4 | 41 | 4 | 28 |
| 2011 168250 | 63 | 0.37 | 52 | 7 | 36 |
| 2012 168547 | 75 | 0.44 | 48 | 5 | 34 |
| 2013 169479 | 87 | 0.51 | 79 | 3 | 41 |
| 2014 169993 | 67 | 0.39 | 60 | 3 | 36 |

| Inventors | Patents |
|-------------|---------|
| Totals: 480 | 481 |

Top 25 Art Classes:

| Art Class (code) | Patents | % this metro | % top 250 |
|---|---------|--------------|-----------|
| Data processing: vehicles, navigation, and relativ... (701) | 39 | 8.1% | 0.4% |
| Multicellular living organisms and unmodified part... (800) | 39 | 8.1% | 0.7% |
| Internal-combustion engines... (123) | 34 | 7.1% | 0.7% |
| Land vehicles... (280) | 20 | 4.2% | 0.4% |
| Motor vehicles... (180) | 20 | 4.2% | 0.9% |
| Surgery... (606) | 15 | 3.1% | 0.1% |
| Closure fasteners... (292) | 14 | 2.9% | 1.2% |
| Earth working... (172) | 14 | 2.9% | 3.9% |
| Surgery: splint, brace, or bandage... (602) | 13 | 2.7% | 0.5% |
| Planetary gear transmission systems or components... (475) | 10 | 2.1% | 0.6% |
| Material or article handling... (414) | 8 | 1.7% | 0.7% |
| Telephonic communications... (379) | 8 | 1.7% | 0.1% |
| Hydraulic and earth engineering... (405) | 7 | 1.5% | 0.4% |

| | | | |
|---|---|------|------|
| Supports: cabinet structure... (312) | 7 | 1.5% | 1% |
| 192 clutches and power-stop control... (192) | 6 | 1.2% | 0.9% |
| Data processing: generic control systems or specif... (700) | 6 | 1.2% | 0.1% |
| Drug, bio-affecting and body treating compositions... (514) | 5 | 1% | 0% |
| Fluid handling... (137) | 5 | 1% | 0.2% |
| Fluid sprinkling, spraying, and diffusing... (239) | 5 | 1% | 0.3% |
| Interrelated power delivery controls, including en... (477) | 5 | 1% | 0.8% |
| Supports... (248) | 5 | 1% | 0.2% |
| Data processing: financial, business practice, man... (705) | 4 | 0.8% | 0% |
| Communications: electrical... (340) | 4 | 0.8% | 0% |
| Harvesters... (56) | 4 | 0.8% | 0.3% |
| Land vehicles: bodies and tops... (296) | 4 | 0.8% | 0.1% |

Patents (by local inventors) assigned to local companies (top 25 or less):
 NOTE: this company count is likely less than the total company account above
 because the above count includes local companies with non-local inventors.

| Company Name | Patents |
|---|---------|
| Waterloo Industries, Inc. | 23 |
| University of Northern Iowa Research Foundation | 6 |
| Standard Golf Company | 5 |
| Engineered Products Company | 5 |
| Viking Pump, Inc. | 4 |
| Unverferth Manufacturing Co., Inc. | 3 |
| Clever Tech Inc. | 2 |
| Innovation Software, LLC | 2 |
| Medcara, L.L.C. | 2 |
| Matterhorn Innovations, LLC | 2 |
| The LaserCan Company, LLC | 2 |
| U.S. Grain Storage System, Inc. | 1 |
| Stockdale Gun Club | 1 |
| Rubber Development Inc. | 1 |
| Ritchie Industries Inc. | 1 |
| Richway Industries Ltd. | 1 |
| Laser Touch and Technologies, LLC | 1 |
| Laser Touch and Technologies Inc. | 1 |
| Joe Wilson Designs, LLC | 1 |
| Holmes & Holmes, Ltd. | 1 |
| Garrett Corporation | 1 |
| Fettkether L.L.C. | 1 |
| Environmental Lubricants Mfg., Inc. | 1 |
| E-Z Innovations, L.L.C. | 1 |
| Doefer Companies | 1 |

Top 25 (or less) local inventors:

| Inventor | Company | Patents |
|-----------------------|---------------------------|---------|
| Travis Williamson | Monsanto Technology LLC | 23 |
| Michael A. Josephs | Monsanto Technology LLC | 15 |
| Robert Mehmen | Waterloo Industries, Inc. | 15 |
| Carl Thomas Vuk | Deere & Company | 11 |
| Carl T. Vuk | Deere & Company | 9 |
| Danan Dou | Deere & Company | 8 |
| Dean Arden Boyce | Deere & Company | 8 |
| Gregory Jon Holcomb | Waterloo Industries, Inc. | 8 |
| Larry Linn Kriener | Deere & Company | 8 |
| Richard Edward Winsor | Deere & Company | 8 |
| Troy Eugene Schick | Deere & Company | 8 |
| Bruce Newendorp | Deere & Company | 7 |
| Kurtis Vander Wiel | Deere & Company | 7 |
| Michael Dean Kollath | Deere & Company | 7 |

| | | |
|-----------------------|-----------------------------|---|
| Robert Lee Wood, Jr. | Deere & Company | 7 |
| Arthur L. Springer | Verizon Business Global LLC | 6 |
| Christopher A. Bering | Deere & Company | 6 |
| Dennis Aaron Bowman | Deere & Company | 6 |
| Deonna Fritz | Waterloo Industries, Inc. | 6 |
| Erik L. Piper | Deere & Company | 6 |
| Fred Ritchie | Waterloo Industries, Inc. | 6 |
| John P. Malley | Waterloo Industries, Inc. | 6 |
| Mark Ryan | Waterloo Industries, Inc. | 6 |
| Paul Thomas Bruss | Deere & Company | 6 |
| Richard E. Winsor | Deere & Company | 6 |

> WICHITA, KS [48620]

List of 64 included communities:

ANDALE, KS; ANDOVER, KS; ARGONIA, KS; ATLANTA, KS; AUGUSTA, KS; BEAUMONT, KS; BELLE PLAINE, KS; BENTLEY, KS; BENTON, KS; BLUFF CITY, KS; BUHLER, KS; BURNS, KS; BURRTON, KS; CALDWELL, KS; CASSODAY, KS; CHENEY, KS; CLEARWATER, KS; COLWICH, KS; CONWAY SPRINGS, KS; DERBY, KS; DOUGLASS, KS; EL DORADO, KS; ELBING, KS; EUREKA, KS; FREEPORT, KS; GARDEN PLAIN, KS; GEUDA SPRINGS, KS; GODDARD, KS; GREENWICH, KS; HALSTEAD, KS; HAYSVILLE, KS; HESSTON, KS; INMAN, KS; KECHI, KS; LATHAM, KS; LEON, KS; MAIZE, KS; MAYFIELD, KS; MCCONNELL AFB, KS; MILAN, KS; MILTON, KS; MOUNDRIDGE, KS; MOUNT HOPE, KS; MULVANE, KS; NEWTON, KS; NORTH NEWTON, KS; NORWICH, KS; OXFORD, KS; PEABODY, KS; PECK, KS; POTWIN, KS; ROCK, KS; ROSALIA, KS; ROSE HILL, KS; SEDGWICK, KS; SOUTH HAVEN, KS; TOWANDA, KS; UDALL, KS; VALLEY CENTER, KS; VIOLA, KS; WALTON, KS; WELLINGTON, KS; WHITEWATER, KS; WICHITA, KS

Economics:

| Indiv Tax Returns | Cum Indiv Income | Co Tax Returns | Cum Co Income |
|-------------------|------------------|----------------|---------------|
| 347560 | 21069360000 | 18590 | 612911000 |

Entity Counts:

| Org Type | Count |
|----------|-------|
| Company | 110 |
| HigherEd | 1 |

110 IP-based companies out of 18590 business tax returns = 0.59% in IP company density.

| Year | Est Population | Inventors | Inv / 1000 | Patents | Local Cos | Art Classes |
|------|----------------|-----------|------------|---------|-----------|-------------|
| 2005 | | 117 | | 96 | 17 | 60 |
| 2006 | | 175 | | 123 | 21 | 66 |
| 2007 | | 100 | | 80 | 15 | 56 |
| 2008 | | 131 | | 81 | 16 | 56 |
| 2009 | | 149 | | 104 | 20 | 63 |
| 2010 | 630919 | 159 | 0.25 | 127 | 16 | 73 |
| 2011 | 633266 | 167 | 0.26 | 124 | 20 | 64 |
| 2012 | 635942 | 189 | 0.3 | 153 | 18 | 73 |
| 2013 | 638259 | 211 | 0.33 | 164 | 21 | 84 |
| 2014 | 641076 | 247 | 0.39 | 191 | 25 | 89 |

| Inventors | Patents |
|--------------|---------|
| Totals: 1064 | 1243 |

Top 25 Art Classes:

| Art Class (code) | Patents | % this metro | % top 250 |
|---|---------|--------------|-----------|
| Electrical computers and digital processing system... (711) | 77 | 6.2% | 0.7% |
| Aeronautics and astronautics... (244) | 72 | 5.8% | 2.6% |
| Error detection/correction and fault detection/rec... (714) | 56 | 4.5% | 0.5% |
| Electrical computers and digital data processing s... (710) | 37 | 3% | 0.6% |
| Electrical computers and digital processing system... (709) | 32 | 2.6% | 0.1% |
| Electrical transmission or interconnection systems... (307) | 27 | 2.2% | 1.3% |
| Adhesive bonding and miscellaneous chemical manufa... (156) | 26 | 2.1% | 0.8% |
| Harvesters... (56) | 24 | 1.9% | 1.6% |
| Electricity: electrical systems and devices... (361) | 22 | 1.8% | 0.3% |
| Data processing: generic control systems or specif... (700) | 20 | 1.6% | 0.3% |

| | | | |
|---|----|------|------|
| Butchering... (452) | 19 | 1.5% | 4.8% |
| Crop threshing or separating... (460) | 17 | 1.4% | 8.3% |
| Data processing: financial, business practice, man... (705) | 16 | 1.3% | 0.1% |
| Land vehicles: bodies and tops... (296) | 16 | 1.3% | 0.4% |
| Communications: electrical... (340) | 15 | 1.2% | 0.1% |
| Land vehicles... (280) | 15 | 1.2% | 0.3% |
| Plastic and nonmetallic article shaping or treatin... (264) | 15 | 1.2% | 0.5% |
| Data processing: vehicles, navigation, and relativ... (701) | 14 | 1.1% | 0.2% |
| Stock material or miscellaneous articles... (428) | 14 | 1.1% | 0.2% |
| Gas and liquid contact apparatus... (261) | 13 | 1% | 2.6% |
| Data processing: measuring, calibrating, or testin... (702) | 12 | 1% | 0.1% |
| Electric heating... (219) | 11 | 0.9% | 0.3% |
| Illumination... (362) | 11 | 0.9% | 0.2% |
| Liquid purification or separation... (210) | 11 | 0.9% | 0.2% |
| Planting... (111) | 11 | 0.9% | 3.7% |

Patents (by local inventors) assigned to local companies (top 25 or less):
 NOTE: this company count is likely less than the total company account above
 because the above count includes local companies with non-local inventors.

| Company Name | Patents |
|---------------------------------------|---------|
| The Coleman Company, Inc. | 112 |
| Spirit Aerosystems, Inc. | 76 |
| Vornado Air, LLC | 28 |
| Koch-Glitsch, LP | 17 |
| Balco, Inc. | 13 |
| DG Manufacturing, LLC | 12 |
| Vornado Air LLC | 12 |
| Cessna Aircraft Company | 11 |
| Excel Industries, Inc. | 11 |
| mPATHX, LLC | 9 |
| Wolfe Electric, Inc. | 8 |
| ICM, Inc. | 7 |
| Phantom Enterprises, Inc. | 7 |
| TSI Technologies LLC | 7 |
| Vornado Air Circulation Systems, Inc. | 7 |
| Coneqtec Corp. | 6 |
| Wichita State University | 6 |
| Bunting Magnetics Co. | 5 |
| Mojack Distributors, LLC | 5 |
| Wescon Products Company | 5 |
| Hawker Beechcraft Corporation | 4 |
| Applianz Technologies, Inc. | 3 |
| Benecor, Inc. | 3 |
| Great Plains Industries, Inc. | 3 |
| M-Pyre, L.L.C. | 3 |

Top 25 (or less) local inventors:

| Inventor | Company | Patents |
|--------------------------|---------------------------|---------|
| Randy Lohrentz | AGCO Corporation | 30 |
| Gary P. Israel | Vornado Air, LLC | 28 |
| Christopher T. Sauerwein | AGCO Corporation | 26 |
| Glen W. Ediger | Vornado Air, LLC | 24 |
| Mitchell L. Wilgus | The Coleman Company, Inc. | 21 |
| Timothy M. Holub | The Coleman Company, Inc. | 21 |
| Mahmoud K. Jibbe | LSI Corporation | 16 |
| Andrew J. Spry | LSI Corporation | 12 |
| Glen W. Ediger | Vornado Air LLC | 12 |
| Patrick Kendrick | AGCO Corporation | 12 |
| Daniel E. DeBrunner | The Coleman Company, Inc. | 11 |

| | | |
|--------------------|---------------------------|----|
| Gary P. Israel | Vornado Air LLC | 11 |
| Martin E. Pruitt | AGCO Corporation | 11 |
| Theron L. Cutler | The Boeing Company | 11 |
| Brian D. Olander | AGCO Corporation | 10 |
| Maynard M. Herron | AGCO Corporation | 10 |
| Robert Honas | AGCO Corporation | 10 |
| Brent A. Miller | mPATHX, LLC | 9 |
| Gagan Sethi | AGCO Corporation | 9 |
| Gerald J. Fredin | LSI Corporation | 9 |
| Gregory W. Menas | mPATHX, LLC | 9 |
| Jake L. Hillard | The Coleman Company, Inc. | 9 |
| Keith W. Holt | LSI Logic Corporation | 9 |
| Michael D. Brockel | The Coleman Company, Inc. | 9 |
| Andrew T. Metzger | The Coleman Company, Inc. | 8 |

> WILMINGTON, NC [48900]

List of 30 included communities:

ASH, NC; ATKINSON, NC; BOLIVIA, NC; BURGAW, NC; CALABASH, NC; CAROLINA BEACH, NC; CASTLE HAYNE, NC; CURRIE, NC; DELCO, NC; HAMPSTEAD, NC; HOLLY RIDGE, NC; IVANHOE, NC; KELLY, NC; KURE BEACH, NC; LELAND, NC; LONGWOOD, NC; MAPLE HILL, NC; OAK ISLAND, NC; OCEAN ISLE BEACH, NC; RIEGELWOOD, NC; ROCKY POINT, NC; SHALLOTTE, NC; SOUTHPORT, NC; SUNSET BEACH, NC; SUPPLY, NC; WALLACE, NC; WILLARD, NC; WILMINGTON, NC; WINNABOW, NC; WRIGHTSVILLE BEACH, NC

Economics:

| Indiv Tax Returns | Cum Indiv Income | Co Tax Returns | Cum Co Income |
|-------------------|------------------|----------------|---------------|
| 214790 | 12336839000 | 16060 | 439680000 |

Entity Counts:

| Org Type | Count |
|----------|-------|
| Company | 55 |
| HigherEd | 2 |

55 IP-based companies out of 16060 business tax returns = 0.34% in IP company density.

| Year | Est Population | Inventors | Inv / 1000 | Patents | Local Cos | Art Classes |
|------|----------------|-----------|------------|---------|-----------|-------------|
| 2005 | | 47 | | 33 | 7 | 26 |
| 2006 | | 46 | | 39 | 7 | 30 |
| 2007 | | 56 | | 49 | 8 | 31 |
| 2008 | | 64 | | 41 | 11 | 30 |
| 2009 | | 71 | | 64 | 6 | 32 |
| 2010 | 254884 | 69 | 0.27 | 57 | 5 | 30 |
| 2011 | 259334 | 97 | 0.37 | 77 | 14 | 52 |
| 2012 | 263101 | 101 | 0.38 | 79 | 9 | 49 |
| 2013 | 268301 | 120 | 0.45 | 88 | 9 | 44 |
| 2014 | 272548 | 154 | 0.57 | 113 | 11 | 53 |

| Inventors | Patents |
|-------------|---------|
| Totals: 547 | 640 |

Top 25 Art Classes:

| Art Class (code) | Patents | % this metro | % top 250 |
|---|---------|--------------|-----------|
| Induced nuclear reactions: processes, systems, and... (376) | 90 | 14.1% | 20.7% |
| Optical waveguides... (385) | 48 | 7.5% | 0.7% |
| Surgery... (606) | 29 | 4.5% | 0.2% |
| Data processing: structural design, modeling, simu... (703) | 19 | 3% | 0.5% |
| Prosthesis (i.e., artificial body members), parts ... (623) | 16 | 2.5% | 0.3% |
| Telecommunications... (455) | 16 | 2.5% | 0.1% |
| Data processing: financial, business practice, man... (705) | 14 | 2.2% | 0.1% |
| Drug, bio-affecting and body treating compositions... (424) | 13 | 2% | 0.1% |
| Drug, bio-affecting and body treating compositions... (514) | 12 | 1.9% | 0.1% |
| Surgery... (600) | 12 | 1.9% | 0.1% |
| Communications: electrical... (340) | 11 | 1.7% | 0.1% |
| Data processing: database and file management or d... (707) | 10 | 1.6% | 0% |
| Surgery: light, thermal, and electrical applicatio... (607) | 9 | 1.4% | 0.1% |
| Firearms... (42) | 8 | 1.3% | 0.6% |

| | | | |
|---|---|------|------|
| Liquid purification or separation... (210) | 8 | 1.3% | 0.2% |
| Optics: measuring and testing... (356) | 8 | 1.3% | 0.1% |
| Surgery... (604) | 8 | 1.3% | 0.1% |
| Stock material or miscellaneous articles... (428) | 7 | 1.1% | 0.1% |
| Chairs and seats... (297) | 6 | 0.9% | 0.2% |
| Electrical computers and digital processing system... (709) | 6 | 0.9% | 0% |
| Hydraulic and earth engineering... (405) | 6 | 0.9% | 0.3% |
| Information security... (726) | 6 | 0.9% | 0.1% |
| Pumps... (417) | 6 | 0.9% | 0.5% |
| Radiant energy... (250) | 6 | 0.9% | 0.1% |
| Road structure, process, or apparatus... (404) | 6 | 0.9% | 0.6% |

Patents (by local inventors) assigned to local companies (top 25 or less):
 NOTE: this company count is likely less than the total company account above
 because the above count includes local companies with non-local inventors.

| Company Name | Patents |
|--|---------|
| GE-Hitachi Nuclear Energy Americas LLC | 64 |
| Global Nuclear Fuel - Americas, LLC | 20 |
| TranS1 Inc. | 20 |
| Global Nuclear Fuel—Americas, LLC | 15 |
| Global Nuclear Fuel-Americas, LLC | 15 |
| GE-Hitachi Nuclear Energy Americas, LLC | 10 |
| Flow Sciences, Inc. | 8 |
| H & M Innovations, LLC | 7 |
| Trans1, Inc. | 6 |
| University of North Carolina at Wilmington | 6 |
| Laser Strike, LLC | 4 |
| Global Nuclear Fuel-Americas, LLC. | 3 |
| Feat First Incorporated | 3 |
| Sturdy Corporation | 3 |
| Atlantic Medical, Inc. | 2 |
| Container Products Corporation | 2 |
| Global Nuclear Fuel - Americas, L.L.C. | 2 |
| Global Nuclear Fuel-Americas LLC | 2 |
| Joalpe International, Inc. | 2 |
| Laser Strike LLC | 2 |
| NCINO, INC. | 2 |
| NCINO, LLC | 2 |
| Ocean Shore Properties, Inc. | 2 |
| Porta-Nails, Inc. | 2 |
| SAMELIN INNOVATIONS, LLC | 2 |

Top 25 (or less) local inventors:

| Inventor | Company | Patents |
|--------------------------|--|---------|
| Snigdharaj Kumar Mishra | Corning Incorporated | 25 |
| Stephen D. Ainsworth | TranS1 Inc. | 14 |
| David Joseph Kropaczek | Global Nuclear Fuel - Americas, LLC | 12 |
| Michael S. DeFilippis | GE-Hitachi Nuclear Energy Americas LLC | 11 |
| William Earl Russell, II | GE-Hitachi Nuclear Energy Americas LLC | 11 |
| Bradley J. Wessman | Anulex Technologies, Inc. | 10 |
| Bruce Warren Reding | Corning Incorporated | 10 |
| Robert L. Assell | TranS1 Inc. | 10 |
| David Grey Smith | GE-Hitachi Nuclear Energy Americas LLC | 9 |
| Snigdharaj K. Mishra | Corning Incorporated | 8 |
| Bradley J. Wessman | TranS1 Inc. | 7 |
| Robert Sean Hensler | H & M Innovations, LLC | 7 |
| Robin D. Sprague | GE-Hitachi Nuclear Energy Americas LLC | 7 |
| William Earl Russell, II | Global Nuclear Fuel - Americas, LLC | 7 |
| William Earl Russell, II | Global Nuclear Fuel-Americas, LLC | 7 |

| | | |
|--------------------------|--|---|
| Bradley J. Wessman | Trans1, Inc. | 6 |
| Christian Carlos Oyarzun | Global Nuclear Fuel - Americas, LLC | 6 |
| Christopher J. Monetta | GE-Hitachi Nuclear Energy Americas LLC | 6 |
| David Grey Smith | General Electric Company | 6 |
| Mehdi Asgari | Global Nuclear Fuel - Americas, LLC | 6 |
| Steven Barry Sutton | Global Nuclear Fuel - Americas, LLC | 6 |
| William Earl Russell, II | General Electric Company | 6 |
| David Andrew Tucker | Corning Incorporated | 5 |
| John R. Bass | GE-Hitachi Nuclear Energy Americas LLC | 5 |
| Joseph Lomask | Buxco Electronics, Inc. | 5 |

> WINSTON-SALEM, NC [49180]

List of 36 included communities:

ADVANCE, NC; BELEWS CREEK, NC; BETHANIA, NC; BOONVILLE, NC; CLEMMONS, NC; COOLEEMEE, NC; DANBURY, NC; EAST BEND, NC; ELKIN, NC; GERMANTON, NC; HAMPTONVILLE, NC; HARMONY, NC; HIGH POINT, NC; JONESVILLE, NC; KERNERSVILLE, NC; KING, NC; LAWSONVILLE, NC; LEWISVILLE, NC; MADISON, NC; MOCKSVILLE, NC; MOUNT AIRY, NC; PFAFFTOWN, NC; PILOT MOUNTAIN, NC; PINE HALL, NC; PINNACLE, NC; RURAL HALL, NC; SANDY RIDGE, NC; STATESVILLE, NC; TOBACCOVILLE, NC; UNION GROVE, NC; WALKERTOWN, NC; WALNUT COVE, NC; WESTFIELD, NC; WINSTON SALEM, NC; WINSTON-SALEM, NC; YADKINVILLE, NC

Economics:

| Indiv Tax Returns | Cum Indiv Income | Co Tax Returns | Cum Co Income |
|-------------------|------------------|----------------|---------------|
| 321990 | 17529827000 | 15900 | 491709000 |

Entity Counts:

| Org Type | Count |
|----------|-------|
| Company | 149 |
| HigherEd | 6 |

149 IP-based companies out of 15900 business tax returns = 0.94% in IP company density.

| Year | Est Population | Inventors | Inv / 1000 | Patents | Local Cos | Art Classes |
|------|----------------|-----------|------------|---------|-----------|-------------|
| 2005 | | 149 | | 114 | 21 | 72 |
| 2006 | | 149 | | 132 | 23 | 72 |
| 2007 | | 167 | | 121 | 22 | 76 |
| 2008 | | 138 | | 106 | 24 | 66 |
| 2009 | | 172 | | 142 | 26 | 68 |
| 2010 | 640595 | 248 | 0.39 | 206 | 21 | 88 |
| 2011 | 644651 | 209 | 0.32 | 192 | 25 | 84 |
| 2012 | 647687 | 273 | 0.42 | 231 | 26 | 106 |
| 2013 | 651520 | 315 | 0.48 | 251 | 28 | 106 |
| 2014 | 655015 | 326 | 0.5 | 250 | 28 | 99 |

| Inventors | Patents |
|--------------|---------|
| Totals: 1264 | 1745 |

Top 25 Art Classes:

| Art Class (code) | Patents | % this metro | % top 250 |
|---|---------|--------------|-----------|
| Drug, bio-affecting and body treating compositions... (514) | 112 | 6.4% | 0.5% |
| Electrical connectors... (439) | 81 | 4.6% | 1.2% |
| Tobacco... (131) | 76 | 4.4% | 18.1% |
| Surgery... (606) | 69 | 4% | 0.5% |
| Chairs and seats... (297) | 68 | 3.9% | 2.3% |
| Surgery... (600) | 65 | 3.7% | 0.6% |
| Surgery... (604) | 50 | 2.9% | 0.6% |
| Chemistry: molecular biology and microbiology... (435) | 40 | 2.3% | 0.2% |
| Drug, bio-affecting and body treating compositions... (424) | 35 | 2% | 0.2% |
| Prosthesis (i.e., artificial body members), parts ... (623) | 32 | 1.8% | 0.5% |
| Optical waveguides... (385) | 28 | 1.6% | 0.4% |
| Telecommunications... (455) | 24 | 1.4% | 0.1% |
| Data processing: financial, business practice, man... (705) | 23 | 1.3% | 0.1% |

| | | | |
|---|----|------|------|
| Stock material or miscellaneous articles... (428) | 23 | 1.3% | 0.3% |
| Land vehicles... (280) | 22 | 1.3% | 0.4% |
| Supports: cabinet structure... (312) | 18 | 1% | 2.6% |
| Aeronautics and astronautics... (244) | 17 | 1% | 0.6% |
| Fabric (woven, knitted, or nonwoven textile or clo... (442) | 17 | 1% | 2% |
| Electricity: conductors and insulators... (174) | 16 | 0.9% | 0.5% |
| Harvesters... (56) | 16 | 0.9% | 1.1% |
| Special receptacle or package... (206) | 15 | 0.9% | 0.5% |
| Electricity: magnetically operated switches, magne... (335) | 14 | 0.8% | 1.1% |
| Image analysis... (382) | 14 | 0.8% | 0.1% |
| Manufacturing container or tube from paper; or oth... (493) | 14 | 0.8% | 2.3% |
| Registers... (235) | 14 | 0.8% | 0.2% |

Patents (by local inventors) assigned to local companies (top 25 or less):
 NOTE: this company count is likely less than the total company account above
 because the above count includes local companies with non-local inventors.

| Company Name | Patents |
|--|---------|
| R.J. Reynolds Tobacco Company | 116 |
| Wake Forest University Health Sciences | 98 |
| Targacept, Inc. | 64 |
| R. J. Reynolds Tobacco Company | 42 |
| HBI Branded Apparel Enterprises, LLC | 31 |
| Liberty Hardware Mfg. Corp. | 31 |
| Wake Forest University | 26 |
| Amarr Company | 23 |
| Wilson-Cook Medical Inc. | 23 |
| TransTech Pharma, Inc. | 21 |
| High Point Pharmaceuticals, LLC | 13 |
| Sara Lee Corporation | 11 |
| C Change Surgical LLC | 9 |
| Grass America Inc. | 8 |
| Beaufurn, LLC | 7 |
| Wilson-Cook Medical, Inc. | 7 |
| Primo Water Corporation | 6 |
| Tailored Technologies, Inc. | 6 |
| Highland Industries, Inc. | 5 |
| Kewaunee Scientific Corporation | 5 |
| Reynolds Technologies, Inc. | 5 |
| TransTech Pharma, LLC | 5 |
| vTv Therapeutics LLC | 5 |
| Colonial, LLC | 4 |
| Granite Tactical Vehicles Inc. | 4 |

Top 25 (or less) local inventors:

| Inventor | Company | Patents |
|------------------------|-------------------------------|---------|
| Paul John Pepe | Tyco Electronics Corporation | 47 |
| Vihar C. Surti | Cook Medical Technologies LLC | 37 |
| D. Stephen Hoffman | Ultra-Mek, Inc. | 25 |
| Kukjin Han | Hardware Resources, Inc. | 24 |
| Gary Maurice Dull | Targacept, Inc. | 20 |
| Craig Harrison Miller | Targacept, Inc. | 19 |
| Lan Miao | Targacept, Inc. | 19 |
| Richard W. Ducharme | Cook Medical Technologies LLC | 19 |
| Brent Van Camp | Endura Products, Inc. | 18 |
| Pankaj Patel | R.J. Reynolds Tobacco Company | 17 |
| William T. Brockington | Camco Manufacturing, Inc. | 17 |
| Jerry Wayne Pipes | R.J. Reynolds Tobacco Company | 16 |
| Vernon Brent Barnes | R.J. Reynolds Tobacco Company | 16 |
| Jeffrey R. Russell | CAMCO Manufacturing, Inc. | 15 |

| | | |
|------------------------|--|----|
| Jeffrey Daniel Schmitt | Targacept, Inc. | 14 |
| Julio A. Munoz | Targacept, Inc. | 14 |
| Kenneth C. Kennedy, II | Cook Medical Technologies LLC | 14 |
| Mark E. Van Dyke | Wake Forest University Health Sciences | 14 |
| Balwinder Singh Bhatti | Targacept, Inc. | 13 |
| Glenn A. Johnson | BE Aerospace, Inc. | 13 |
| John Larkin Nelson | R.J. Reynolds Tobacco Company | 13 |
| Mark Brian Dowty | BE Aerospace, Inc. | 13 |
| Craig A. Hamilton | Wake Forest University Health Sciences | 12 |
| Ralph Sykes Martin | Tyco Electronics Corporation | 12 |
| Che-Hsiung Hsu | E I du Pont de Nemours and Company | 11 |

> WORCESTER, MA [49340]

List of 88 included communities:

ASHBURNHAM, MA; ATHOL, MA; AUBURN, MA; BALDWINVILLE, MA; BARRE, MA; BERLIN, MA; BLACKSTONE, MA; BOLTON, MA; BOYLSTON, MA; BRIMFIELD, MA; BROOKFIELD, MA; CHARLTON CITY, MA; CHARLTON DEPOT, MA; CHARLTON, MA; CHERRY VALLEY, MA; CLINTON, MA; DEVENS, MA; DOUGLAS, MA; DUDLEY, MA; EAST BROOKFIELD, MA; EAST PRINCETON, MA; EAST TEMPLETON, MA; FAYVILLE, MA; FISKDALE, MA; FITCHBURG, MA; GARDNER, MA; GILBERTVILLE, MA; GRAFTON, MA; HARDWICK, MA; HARVARD, MA; HOLDEN, MA; HOPEDALE, MA; HUBBARDSTON, MA; JEFFERSON, MA; LANCASTER, MA; LEICESTER, MA; LEOMINSTER, MA; LINWOOD, MA; LUNENBURG, MA; MANCHAUG, MA; MENDON, MA; MILFORD, MA; MILLBURY, MA; MILLVILLE, MA; NEW BRAINTREE, MA; NORTH BROOKFIELD, MA; NORTH GRAFTON, MA; NORTH OXFORD, MA; NORTH UXBRIDGE, MA; NORTHBOROUGH, MA; NORTHBRIDGE, MA; OAKHAM, MA; OXFORD, MA; PAXTON, MA; PETERSHAM, MA; PRINCETON, MA; ROCHDALE, MA; ROYALSTON, MA; RUTLAND, MA; SHREWSBURY, MA; SOUTH BARRE, MA; SOUTH GRAFTON, MA; SOUTH LANCASTER, MA; SOUTHBOROUGH, MA; SOUTHBRIDGE, MA; SPENCER, MA; STERLING, MA; STILL RIVER, MA; STURBRIDGE, MA; SUTTON, MA; TEMPLETON, MA; UPTON, MA; UXBRIDGE, MA; WARE, MA; WARREN, MA; WEBSTER, MA; WEST BOYLSTON, MA; WEST BROOKFIELD, MA; WEST HATFIELD, MA; WEST MILLBURY, MA; WEST WARREN, MA; WESTBOROUGH, MA; WESTMINSTER, MA; WHEELWRIGHT, MA; WHITINSVILLE, MA; WINCHENDON SPRINGS, MA; WINCHENDON, MA; WORCESTER, MA

Economics:

| Indiv Tax Returns | Cum Indiv Income | Co Tax Returns | Cum Co Income |
|-------------------|------------------|----------------|---------------|
| 386790 | 26073442000 | 15570 | 852473000 |

Entity Counts:

| Org Type | Count |
|----------|-------|
| Company | 300 |
| HigherEd | 4 |

300 IP-based companies out of 15570 business tax returns = 1.93% in IP company density.

| Year | Est Population | Inventors | Inv / 1000 | Patents | Local Cos | Art Classes |
|------|----------------|-----------|------------|---------|-----------|-------------|
| 2005 | | 560 | | 542 | 56 | 162 |
| 2006 | | 696 | | 730 | 61 | 166 |
| 2007 | | 657 | | 681 | 55 | 163 |
| 2008 | | 667 | | 714 | 53 | 164 |
| 2009 | | 768 | | 779 | 51 | 165 |
| 2010 | 916980 | 947 | 1.03 | 1042 | 55 | 184 |
| 2011 | 922224 | 983 | 1.07 | 1091 | 61 | 191 |
| 2012 | 924072 | 1068 | 1.16 | 1206 | 60 | 199 |
| 2013 | 928050 | 1265 | 1.36 | 1360 | 67 | 211 |
| 2014 | 930473 | 1365 | 1.47 | 1401 | 69 | 210 |

| Inventors | Patents |
|--------------|---------|
| Totals: 4953 | 9546 |

Top 25 Art Classes:

| Art Class (code) | Patents | % this metro | % top 250 |
|---|---------|--------------|-----------|
| Drug, bio-affecting and body treating compositions... (514) | 665 | 7% | 2.9% |
| Electrical computers and digital processing system... (711) | 411 | 4.3% | 3.6% |
| Multiplex communications... (370) | 358 | 3.8% | 1.1% |
| Electrical computers and digital processing system... (709) | 338 | 3.5% | 1.3% |
| Data processing: database and file management or d... (707) | 330 | 3.5% | 1.4% |

| | | | |
|---|-----|------|------|
| Chemistry: molecular biology and microbiology... (435) | 287 | 3% | 1.6% |
| Surgery... (606) | 270 | 2.8% | 2% |
| Drug, bio-affecting and body treating compositions... (424) | 261 | 2.7% | 1.7% |
| Error detection/correction and fault detection/rec... (714) | 231 | 2.4% | 2% |
| Surgery... (600) | 216 | 2.3% | 1.9% |
| Optical waveguides... (385) | 185 | 1.9% | 2.8% |
| Electrical computers and digital data processing s... (710) | 175 | 1.8% | 2.8% |
| Surgery... (604) | 153 | 1.6% | 1.7% |
| Data processing: financial, business practice, man... (705) | 136 | 1.4% | 0.6% |
| Electrical computers and digital processing system... (713) | 136 | 1.4% | 1.1% |
| Dynamic magnetic information storage or retrieval... (360) | 134 | 1.4% | 2.3% |
| Data processing: software development, installatio... (717) | 125 | 1.3% | 1.7% |
| Radiation imagery chemistry: process, composition,... (430) | 120 | 1.3% | 3.7% |
| Radiant energy... (250) | 118 | 1.2% | 1.4% |
| Stock material or miscellaneous articles... (428) | 101 | 1.1% | 1.2% |
| Electricity: electrical systems and devices... (361) | 98 | 1% | 1.2% |
| Prosthesis (i.e., artificial body members), parts ... (623) | 96 | 1% | 1.5% |
| Pulse or digital communications... (375) | 96 | 1% | 0.7% |
| Electrical audio signal processing systems and dev... (381) | 95 | 1% | 3% |
| Information security... (726) | 85 | 0.9% | 0.9% |

Patents (by local inventors) assigned to local companies (top 25 or less):
 NOTE: this company count is likely less than the total company account above
 because the above count includes local companies with non-local inventors.

| Company Name | Patents |
|---|---------|
| Waters Technologies Corporation | 110 |
| Saint-Gobain Ceramics & Plastics, Inc. | 92 |
| Saint-Gobain Abrasives, Inc. | 85 |
| Anderson Power Products, Inc. | 51 |
| American Superconductor Corporation | 49 |
| IPG Photonics Corporation | 48 |
| Worcester Polytechnic Institute | 42 |
| SimplexGrinnell LP | 41 |
| Tilera Corporation | 24 |
| Morgan Construction Company | 21 |
| Protonex Technology Corporation | 19 |
| Karl Storz Endovision, Inc. | 17 |
| Babcock Power Services, Inc. | 16 |
| Allegro Microsystems, Inc. | 14 |
| Anderson Power Products | 14 |
| Nova Scientific, Inc. | 14 |
| Saint-Gobain Abrasives Technology Company | 14 |
| Aspen Aerogels, Inc. | 13 |
| Boston-Power, Inc. | 13 |
| Riley Power, Inc. | 13 |
| Riley Power Inc. | 12 |
| Inner-Tite Corp. | 11 |
| Allegro Microsystems, LLC | 10 |
| FLEXcon Company, Inc. | 9 |
| Optim, Inc. | 9 |

Top 25 (or less) local inventors:

| Inventor | Company | Patents |
|--------------------|--------------------------------|---------|
| Stephen J. Todd | EMC Corporation | 82 |
| John W. Ketchum | QUALCOMM Incorporated | 75 |
| Lijun Sun | Synta Pharmaceuticals Corp. | 67 |
| Sudhir Agrawal | Idera Pharmaceuticals, Inc. | 60 |
| Vincent J. Simonds | Callaway Golf Company | 51 |
| Jozef Slanda | Boston Scientific SciMed, Inc. | 44 |

| | | |
|---------------------|-------------------------------|----|
| Pak-Lung Seto | Intel Corporation | 41 |
| Mark B. Rosenbluth | Intel Corporation | 40 |
| Michael Kilian | EMC Corporation | 39 |
| Donald F. Hooper | Intel Corporation | 31 |
| Jeffrey A. Brown | EMC Corporation | 31 |
| Lawrence G. Hamann | Bristol-Myers Squibb Company | 28 |
| Michael E. Laude | Bose Corporation | 28 |
| Scott Siegel | Centocor, Inc. | 28 |
| Scott Siegel | New York University | 27 |
| Xiaoye Jiang | EMC Corporation | 27 |
| Richard David Day | Akamai Technologies, Inc. | 26 |
| Thomas A. Veilleux | Callaway Golf Company | 26 |
| Vinodh Gopal | Intel Corporation | 26 |
| Boris Farizon | EMC Corporation | 25 |
| Gregory W. Lazar | EMC Corporation | 25 |
| Matthew J. Adiletta | Intel Corporation | 25 |
| Nathan T Smith | Anderson Power Products, Inc. | 25 |
| Thomas G. Leblanc | ADC Telecommunications, Inc. | 25 |
| Bradford B. Glade | EMC Corporation | 24 |

> YAKIMA, WA [49420]

List of 21 included communities:

BICKLETON, WA; BROWNSTOWN, WA; BUENA, WA; COWICHE, WA; GRANDVIEW, WA; GRANGER, WA; HARRAH, WA; MABTON, WA; MOXEE, WA; NACHES, WA; OUTLOOK, WA; PARKER, WA; PROSSER, WA; SELAH, WA; SUNNYSIDE, WA; TIETON, WA; TOPPENISH, WA; WAPATO, WA; WHITE SWAN, WA; YAKIMA, WA; ZILLAH, WA

Economics:

| Indiv Tax Returns | Cum Indiv Income | Co Tax Returns | Cum Co Income |
|-------------------|------------------|----------------|---------------|
| 107860 | 5330006000 | 4090 | 129386000 |

Entity Counts:

| Org Type | Count |
|----------|-------|
| Company | 17 |

17 IP-based companies out of 4090 business tax returns = 0.42% in IP company density.

| Year Est Population | Inventors | Inv / 1000 | Patents | Local Cos | Art Classes |
|---------------------|-----------|------------|---------|-----------|-------------|
| 2005 | 13 | | 11 | 3 | 11 |
| 2006 | 18 | | 19 | 3 | 15 |
| 2007 | 15 | | 14 | 1 | 14 |
| 2009 | 6 | | 6 | 1 | 5 |
| 2010 243231 | 7 | 0.03 | 6 | 2 | 5 |
| 2011 246159 | 10 | 0.04 | 11 | 3 | 11 |
| 2012 246721 | 14 | 0.06 | 14 | 1 | 11 |
| 2013 247297 | 20 | 0.08 | 15 | 2 | 15 |
| 2014 247687 | 14 | 0.06 | 11 | 1 | 10 |

| Inventors | Patents |
|------------|---------|
| Totals: 79 | 120 |

Top 25 Art Classes:

| Art Class (code) | Patents | % this metro | % top 250 |
|---|---------|--------------|-----------|
| Drug, bio-affecting and body treating compositions... (424) | 10 | 8.3% | 0.1% |
| Land vehicles... (280) | 7 | 5.8% | 0.1% |
| Solid material comminution or disintegration... (241) | 5 | 4.2% | 0.5% |
| Food or edible material: processes, compositions, ... (426) | 4 | 3.3% | 0.2% |
| Plastic article or earthenware shaping or treating... (425) | 4 | 3.3% | 0.3% |
| Surgery... (604) | 4 | 3.3% | 0% |
| Chemical apparatus and process disinfecting, deodo... (422) | 3 | 2.5% | 0.1% |
| Adhesive bonding and miscellaneous chemical manufa... (156) | 3 | 2.5% | 0.1% |
| Organic compounds -- part of the class 532-570 ser... (534) | 3 | 2.5% | 0.4% |
| Planting... (111) | 3 | 2.5% | 1% |
| Plastic and nonmetallic article shaping or treatin... (264) | 3 | 2.5% | 0.1% |
| Surgery... (606) | 3 | 2.5% | 0% |
| Geometrical instruments... (33) | 2 | 1.7% | 2% |
| Chemistry of inorganic compounds... (423) | 2 | 1.7% | 0.1% |
| Electrical computers and digital processing system... (709) | 2 | 1.7% | 0% |
| Electric heating... (219) | 2 | 1.7% | 0.1% |
| Advancing material of indeterminate length... (226) | 2 | 1.7% | 4.8% |
| Data processing: generic control systems or specif... (700) | 2 | 1.7% | 0% |

| | | | |
|---|---|------|------|
| Data processing: database and file management or d... (707) | 2 | 1.7% | 0% |
| Cutting... (83) | 2 | 1.7% | 0.7% |
| Conveyors: power-driven... (198) | 2 | 1.7% | 0.2% |
| Fluid reaction surfaces (i.e., impellers)... (416) | 2 | 1.7% | 0.1% |
| Hydraulic and earth engineering... (405) | 2 | 1.7% | 0.1% |
| Land vehicles: bodies and tops... (296) | 2 | 1.7% | 0% |
| Material or article handling... (414) | 2 | 1.7% | 0.2% |

Patents (by local inventors) assigned to local companies (top 25 or less):
 NOTE: this company count is likely less than the total company account above
 because the above count includes local companies with non-local inventors.

| Company Name | Patents |
|--------------------------------------|---------|
| Surgimark, Inc. | 4 |
| Milne Fruit Products, Inc. | 4 |
| Hop Breeding Company, LLC. | 3 |
| ARR Tech, Inc. | 2 |
| Irwin Research and Development, Inc. | 2 |
| Zirkle Fruit Company | 1 |
| Yakima Packaging Automation, Inc. | 1 |
| Thermoforming Systems, LLC | 1 |
| Select Botanicals Group, L.L.C. | 1 |
| Moxee Innovations Corporation | 1 |
| Manhasset Specialty Co. | 1 |
| Hop Breeding Company, L.L.C. | 1 |
| Angels' Share Innovations, LLC. | 1 |
| AMTECH, LLC | 1 |
| American Dwarf Hop Assoc. | 1 |

Top 25 (or less) local inventors:

| Inventor | Company | Patents |
|------------------------|---|---------|
| Christopher M. Fischer | Battelle Memorial Institute | 4 |
| Gordon R. Taylor | Milne Fruit Products, Inc. | 4 |
| James Blubaugh | Dynamic Brands, LLC | 4 |
| Martin E. Valdez | Dynamic Brands, LLC | 4 |
| Michael D. Lockbeam | Mikron Industries, Inc. | 4 |
| Paul Arnold Ostler | International Business Machines Corporation | 4 |
| Robert J. Smith | S.S. Steiner, Inc. | 4 |
| Roger D. Jeske | S.S. Steiner, Inc. | 4 |
| Clyde Fraisse | The Mosaic Company | 3 |
| Eugene G. Probasco | Hop Breeding Company, LLC. | 3 |
| Jason Perrault | Hop Breeding Company, LLC. | 3 |
| Richard J. Yarger | Surgimark, Inc. | 3 |
| Dale L. Vantrease | Irwin Research and Development, Inc. | 2 |
| Eugene W. Walker | ARR Tech, Inc. | 2 |
| Gary D. Bos | Zimmer, Inc. | 2 |
| Gene Probasco | John I. Haas, Inc. | 2 |
| Joe Brulotte | S.S. Steiner, Inc. | 2 |
| Michael Jay Henry | JELD-WEN, Inc. | 2 |
| Paul A. Ostler | International Business Machines Corporation | 2 |
| Paul D. Matthews | S.S. Steiner, Inc. | 2 |
| Alex D Bevier | International Paper Company | 1 |
| Alex D. Bevier | Weyerhaeuser Company | 1 |
| Barry T. Heid | Manhasset Specialty Co. | 1 |
| Brandon W. Bushbaum | AMTECH, LLC | 1 |
| Brian D. Schlepp | Thermoforming Systems, LLC | 1 |

> YORK-HANOVER, PA [49620]

List of 44 included communities:

ABBOTTSTOWN, PA; AIRVILLE, PA; BROGUE, PA; CAMP HILL, PA; CODORUS, PA; CRALEY, PA; DALLASTOWN, PA; DELTA, PA; DILLSBURG, PA; DOVER, PA; EAST BERLIN, PA; EAST PROSPECT, PA; EMIGSVILLE, PA; ETTERS, PA; FAWN GROVE, PA; FELTON, PA; FRANKLINTOWN, PA; GLEN ROCK, PA; GLENVILLE, PA; HANOVER, PA; LEWISBERRY, PA; LOGANVILLE, PA; MANCHESTER, PA; MECHANICSBURG, PA; MOUNT WOLF, PA; NEW CUMBERLAND, PA; NEW FREEDOM, PA; NEW PARK, PA; PORTERS SIDELING, PA; RAILROAD, PA; RED LION, PA; ROSSVILLE, PA; SEVEN VALLEYS, PA; SHREWSBURY, PA; SPRING GROVE, PA; STEWARTSTOWN, PA; THOMASVILLE, PA; WELLSVILLE, PA; WINDSOR, PA; WRIGHTSVILLE, PA; YORK HAVEN, PA; YORK NEW SALEM, PA; YORK SPRINGS, PA; YORK, PA

Economics:

| Indiv Tax Returns | Cum Indiv Income | Co Tax Returns | Cum Co Income |
|-------------------|------------------|----------------|---------------|
| 265930 | 15437551000 | 11500 | 416824000 |

Entity Counts:

| Org Type | Count |
|----------|-------|
| Company | 91 |

91 IP-based companies out of 11500 business tax returns = 0.79% in IP company density.

| Year Est Population | Inventors | Inv / 1000 | Patents | Local Cos | Art Classes |
|---------------------|-----------|------------|---------|-----------|-------------|
| 2005 | 187 | | 158 | 20 | 68 |
| 2006 | 213 | | 194 | 21 | 86 |
| 2007 | 175 | | 170 | 15 | 67 |
| 2008 | 204 | | 208 | 17 | 84 |
| 2009 | 178 | | 173 | 10 | 65 |
| 2010 434972 | 231 | 0.53 | 260 | 16 | 87 |
| 2011 436868 | 236 | 0.54 | 235 | 20 | 89 |
| 2012 437699 | 218 | 0.5 | 234 | 17 | 88 |
| 2013 439393 | 229 | 0.52 | 209 | 26 | 94 |
| 2014 440755 | 261 | 0.59 | 239 | 26 | 93 |

| Inventors | Patents |
|--------------|---------|
| Totals: 1151 | 2080 |

Top 25 Art Classes:

| Art Class (code) | Patents | % this metro | % top 250 |
|---|---------|--------------|-----------|
| Electrical connectors... (439) | 650 | 31.3% | 9.6% |
| Bottles and jars... (215) | 65 | 3.1% | 10.2% |
| Optical waveguides... (385) | 62 | 3% | 0.9% |
| Illumination... (362) | 39 | 1.9% | 0.8% |
| Plastic and nonmetallic article shaping or treatin... (264) | 33 | 1.6% | 1% |
| Electricity: electrical systems and devices... (361) | 28 | 1.3% | 0.3% |
| Tool driving or impacting... (173) | 28 | 1.3% | 9.6% |
| Chemistry: molecular biology and microbiology... (435) | 26 | 1.3% | 0.1% |
| Plastic article or earthenware shaping or treating... (425) | 23 | 1.1% | 1.7% |
| Data processing: generic control systems or specif... (700) | 22 | 1.1% | 0.4% |
| Abrading... (451) | 20 | 1% | 1.1% |
| Electricity: battery or capacitor charging or disc... (320) | 20 | 1% | 1.1% |
| Amusement devices: games... (463) | 19 | 0.9% | 0.3% |

| | | | |
|---|----|------|------|
| Dentistry... (433) | 19 | 0.9% | 1.6% |
| Data processing: financial, business practice, man... (705) | 18 | 0.9% | 0.1% |
| Data processing: vehicles, navigation, and relativ... (701) | 18 | 0.9% | 0.2% |
| Stock material or miscellaneous articles... (428) | 18 | 0.9% | 0.2% |
| Elongated-member-driving apparatus... (227) | 17 | 0.8% | 1.4% |
| Tools... (81) | 17 | 0.8% | 2.2% |
| Communications: electrical... (340) | 15 | 0.7% | 0.1% |
| Electricity: motive power systems... (318) | 15 | 0.7% | 0.8% |
| Chairs and seats... (297) | 14 | 0.7% | 0.5% |
| Electrical generator or motor structure... (310) | 14 | 0.7% | 0.5% |
| Land vehicles... (280) | 14 | 0.7% | 0.3% |
| Organic compounds -- part of the class 532-570 ser... (534) | 14 | 0.7% | 1.7% |

Patents (by local inventors) assigned to local companies (top 25 or less):
 NOTE: this company count is likely less than the total company account above
 because the above count includes local companies with non-local inventors.

| Company Name | Patents |
|---|---------|
| Graham Packaging Company, L.P. | 212 |
| Ames True Temper, Inc. | 82 |
| York International Corporation | 41 |
| DENTSPLY International Inc. | 21 |
| Graham Engineering Corporation | 14 |
| DENTSPLY International, Inc. | 11 |
| Graham Packaging Company L.P. | 11 |
| York Container Company | 11 |
| The Ames Companies, Inc. | 10 |
| Graham Packaging Company, LP | 8 |
| Adhesives Research, Inc. | 6 |
| CCW Breakaways LLC | 5 |
| RTI Technologies, Inc. | 5 |
| United Tote Company | 5 |
| Air Dynamics Industrial Systems Corporation | 4 |
| SEETECH Systems, Inc. | 4 |
| York International Corp. | 4 |
| Advanced Precision Inc. | 3 |
| Graham Packaging Co., L.P. | 3 |
| Graham Packaging, L.P. | 3 |
| Greenray Industries, Inc. | 3 |
| Greydon, Inc. | 3 |
| GYRE Innovations LP | 3 |
| Lane Enterprises, Inc. | 3 |
| Souriau USA, Inc. | 3 |

Top 25 (or less) local inventors:

| Inventor | Company | Patents |
|---------------------------|----------------------------------|---------|
| Sheldon E. Yourist | Graham Packaging Company, L.P. | 51 |
| Steven E. Minich | FCI Americas Technology, Inc. | 34 |
| Douglas M. Johnescu | FCI Americas Technology LLC | 33 |
| James Lee Fedder | Tyco Electronics Corporation | 33 |
| Steven E. Minich | FCI Americas Technology LLC | 28 |
| Chong Yi | Hon Hai Precision Ind. Co., Ltd. | 27 |
| Robert Neil Mulfinger | Tyco Electronics Corporation | 27 |
| Justin Shane McClellan | Tyco Electronics Corporation | 26 |
| Terrance F. Little | Hon Hai Precision Ind. Co., Ltd. | 26 |
| Gregg L. Sheddy | Black & Decker Inc. | 25 |
| Tod M. Harlan | Hon Hai Precision Ind. Co., Ltd. | 25 |
| Raymond A. Pritchett, Jr. | Graham Packaging Company, L.P. | 24 |
| Stephen B. Smith | FCI Americas Technology LLC | 23 |
| Barry R. Albert | Ames True Temper, Inc. | 22 |

| | | |
|-------------------------------|--------------------------------|----|
| James D. Schroeder | Black & Decker Inc. | 22 |
| Justin A. Howell | Graham Packaging Company, L.P. | 22 |
| Michael J. Phillips | Tyco Electronics Corporation | 21 |
| Joseph B. Shuey | FCI Americas Technology, Inc. | 20 |
| Sheldon Yourist | Graham Packaging Company, L.P. | 20 |
| Stuart C. Stoner | FCI Americas Technology, Inc. | 20 |
| David L. Wikle | Black & Decker Inc. | 19 |
| Benton A. Lewis | Graham Packaging Company, L.P. | 18 |
| Charles Raymond Gingrich, III | Tyco Electronics Corporation | 18 |
| David B. Heisner | Graham Packaging Company, L.P. | 18 |
| Michael Lawrence Gurreri | Tyco Electronics Corporation | 18 |

> YOUNGSTOWN-WARREN-BOARDMAN, OH-PA [49660]

List of 79 included communities:

ADAMSVILLE, PA; ALLIANCE, OH; BELOIT, OH; BERLIN CENTER, OH; BRISTOLVILLE, OH; BROOKFIELD, OH; BURGHILL, OH; CAMPBELL, OH; CANFIELD, OH; CARLTON, PA; CLARK, PA; CLARKS MILLS, PA; COCHRANTON, PA; COLUMBIANA, OH; CORTLAND, OH; DAMASCUS, OH; DIAMOND, OH; ELLSWORTH, OH; FARMDALE, OH; FARRELL, PA; FOWLER, OH; FREDONIA, PA; GARRETTSVILLE, OH; GIRARD, OH; GREENFORD, OH; GREENVILLE, PA; GROVE CITY, PA; HADLEY, PA; HARRISVILLE, PA; HARTFORD, OH; HERMITAGE, PA; HUBBARD, OH; JACKSON CENTER, PA; JAMESTOWN, PA; KINSMAN, OH; LAKE MILTON, OH; LEAVITTSBURG, OH; LOWELLVILLE, OH; MASURY, OH; MC DONALD, OH; MERCER, PA; MESOPOTAMIA, OH; MIDDLEFIELD, OH; MINERAL RIDGE, OH; NEW MIDDLETOWN, OH; NEW SPRINGFIELD, OH; NEW WILMINGTON, PA; NEWTON FALLS, OH; NILES, OH; NORTH BENTON, OH; NORTH BLOOMFIELD, OH; NORTH JACKSON, OH; NORTH LIMA, OH; ORANGEVILLE, OH; ORWELL, OH; PETERSBURG, OH; POLK, PA; PULASKI, PA; SALEM, OH; SANDY LAKE, PA; SEBRING, OH; SHARON, PA; SHARPSVILLE, PA; SHEAKLEYVILLE, PA; SLIPPERY ROCK, PA; SOUTHWINGTON, OH; STONEBORO, PA; STRUTHERS, OH; TRANSFER, PA; UTICA, PA; VIENNA, OH; VOLANT, PA; WARREN, OH; WASHINGTONVILLE, OH; WEST FARMINGTON, OH; WEST MIDDLESEX, PA; WHEATLAND, PA; WINDHAM, OH; YOUNGSTOWN, OH

Economics:

| Indiv Tax Returns | Cum Indiv Income | Co Tax Returns | Cum Co Income |
|-------------------|------------------|----------------|---------------|
| 352900 | 16363639000 | 14140 | 567133000 |

Entity Counts:

| Org Type | Count |
|----------|-------|
| Company | 98 |
| HigherEd | 2 |

98 IP-based companies out of 14140 business tax returns = 0.69% in IP company density.

| Year | Est Population | Inventors | Inv / 1000 | Patents | Local Cos | Art Classes |
|------|----------------|-----------|------------|---------|-----------|-------------|
| 2005 | | 86 | | 68 | 18 | 48 |
| 2006 | | 102 | | 92 | 20 | 58 |
| 2007 | | 89 | | 93 | 11 | 53 |
| 2008 | | 95 | | 93 | 7 | 52 |
| 2009 | | 101 | | 91 | 17 | 60 |
| 2010 | 565773 | 133 | 0.24 | 120 | 16 | 73 |
| 2011 | 562487 | 121 | 0.22 | 116 | 12 | 66 |
| 2012 | 558973 | 111 | 0.2 | 105 | 15 | 60 |
| 2013 | 556129 | 117 | 0.21 | 121 | 20 | 75 |
| 2014 | 553263 | 100 | 0.18 | 98 | 18 | 63 |

| Inventors | Patents |
|-------------|---------|
| Totals: 660 | 997 |

Top 25 Art Classes:

| Art Class (code) | Patents | % this metro | % top 250 |
|---|---------|--------------|-----------|
| Registers... (235) | 101 | 10.1% | 1.6% |
| Electrical connectors... (439) | 82 | 8.2% | 1.2% |
| Fire escape, ladder, or scaffold... (182) | 49 | 4.9% | 7.4% |
| Stock material or miscellaneous articles... (428) | 24 | 2.4% | 0.3% |
| Supports... (248) | 20 | 2% | 0.7% |
| Electricity: conductors and insulators... (174) | 17 | 1.7% | 0.6% |
| Data processing: generic control systems or specif... (700) | 16 | 1.6% | 0.3% |

| | | | |
|---|----|------|------|
| Electricity: electrical systems and devices... (361) | 15 | 1.5% | 0.2% |
| Land vehicles: dumping... (298) | 15 | 1.5% | 0.7% |
| Fences... (256) | 14 | 1.4% | 4.7% |
| Radiant energy... (250) | 13 | 1.3% | 0.2% |
| Coating processes... (427) | 12 | 1.2% | 0.3% |
| Communications: electrical... (340) | 12 | 1.2% | 0.1% |
| Plastic and nonmetallic article shaping or treatin... (264) | 12 | 1.2% | 0.4% |
| Illumination... (362) | 10 | 1% | 0.2% |
| Material or article handling... (414) | 10 | 1% | 0.8% |
| Optics: measuring and testing... (356) | 10 | 1% | 0.1% |
| Pipe joints or couplings... (285) | 10 | 1% | 1% |
| Plastic article or earthenware shaping or treating... (425) | 10 | 1% | 0.7% |
| Chairs and seats... (297) | 8 | 0.8% | 0.3% |
| Electricity: measuring and testing... (324) | 8 | 0.8% | 0.1% |
| Resilient tires and wheels... (152) | 8 | 0.8% | 0.8% |
| Synthetic resins or natural rubbers -- part of the... (521) | 8 | 0.8% | 0.6% |
| Chemistry: electrical current producing apparatus,... (429) | 7 | 0.7% | 0.2% |
| Combustion... (431) | 7 | 0.7% | 1% |

Patents (by local inventors) assigned to local companies (top 25 or less):
 NOTE: this company count is likely less than the total company account above
 because the above count includes local companies with non-local inventors.

| Company Name | Patents |
|--------------------------------------|---------|
| Werner Co. | 57 |
| Catacel Corp. | 18 |
| Gasser Chair Company, Inc. | 18 |
| Mercury Plastics, Inc. | 13 |
| Exal Corporation | 10 |
| Ajax Tocco Magnethermic Corporation | 6 |
| Jones Performance Products, Inc. | 6 |
| Mac Trailer Manufacturing, Inc. | 6 |
| Grace Industries, Inc. | 5 |
| R&L Marketing & Sales, Inc. | 5 |
| RMI Titanium Company | 4 |
| Forta Corporation | 3 |
| Altronic, Inc. | 3 |
| Butech Bliss | 3 |
| David DeChristofaro Investments, LLC | 3 |
| Centricity Corporation | 3 |
| CCL Container (Hermitage) Inc. | 3 |
| Gates Automation, Inc. | 3 |
| Masco Retail Cabinet Group, LLC | 3 |
| Miller Products, Inc. | 3 |
| Novocell Semiconductor, Inc. | 3 |
| Pine INstrument Company | 3 |
| R & L Marketing & Sales, Inc. | 3 |
| VinylTech International, LLC | 3 |
| Youngstown State University | 3 |

Top 25 (or less) local inventors:

| Inventor | Company | Patents |
|--------------------------|---|---------|
| Tim Crews | Diebold Self-Service Systems division of Diebold, | 39 |
| Tim Crews | Diebold, Incorporated | 37 |
| Victor Bell | Diebold, Incorporated | 27 |
| Craig Caldwell | H.J. Heinz Company | 25 |
| John R. Morello | Delphi Technologies, Inc. | 24 |
| Thomas W. Parker | Werner Co. | 21 |
| William A. Whittenberger | Catacel Corp. | 17 |
| Mark E. Gasser | Gasser Chair Company, Inc. | 14 |

| | | |
|---------------------------|--|----|
| James D. Daugherty | Delphi Technologies, Inc. | 12 |
| Michael T. McMahon | Overhead Door Corporation | 11 |
| Lisa Marie Missik-Gaffney | The Goodyear Tire & Rubber Company | 10 |
| Thomas Chupak | Exal Corporation | 10 |
| Dale J. Smutny | Delphi Technologies, Inc. | 9 |
| Terry A. George | Delphi Technologies, Inc. | 9 |
| Earl Christian, Jr. | Mercury Plastics, Inc. | 8 |
| James J. Grebinoski | Werner Co. | 8 |
| Mark D. McCall | Delphi Technologies, Inc. | 8 |
| Robert D. Beggs | Werner Co. | 8 |
| William J. Palm | Delphi Technologies, Inc. | 8 |
| Bruce S. Gump | Delphi Technologies, Inc. | 7 |
| John J. Fiumefreddo | Werner Co. | 7 |
| Mark A. Clason | Swagelok Company | 7 |
| Ralph C. Angiuli | Overhead Door Corporation | 7 |
| Tim Crews | Diebold Self-Service Systems, division of Diebold, | 7 |
| David A. Jones | Jones Performance Products, Inc. | 6 |

> YUBA CITY, CA [49700]

List of 30 included communities:

BANGOR, CA; BEALE AFB, CA; BROWNS VALLEY, CA; BROWNSVILLE, CA; CAMPTONVILLE, CA; CHALLENGE, CA; DOBBINS, CA; ELVERTA, CA; FORBESTOWN, CA; GRIDLEY, CA; KNIGHTS LANDING, CA; LIVE OAK, CA; MARYSVILLE, CA; MERIDIAN, CA; NEVADA CITY, CA; NICOLAUS, CA; NORTH SAN JUAN, CA; OLIVEHURST, CA; OREGON HOUSE, CA; OROVILLE, CA; PLEASANT GROVE, CA; RACKERBY, CA; RIO OSO, CA; ROBBINS, CA; SACRAMENTO, CA; SMARTSVILLE, CA; STRAWBERRY VALLEY, CA; SUTTER, CA; WHEATLAND, CA; YUBA CITY, CA

Economics:

| Indiv Tax Returns | Cum Indiv Income | Co Tax Returns | Cum Co Income |
|-------------------|------------------|----------------|---------------|
| 93220 | 4633793000 | 3900 | 199356000 |

Entity Counts:

| Org Type | Count |
|----------|-------|
| Company | 107 |
| HigherEd | 1 |

107 IP-based companies out of 3900 business tax returns = 2.74% in IP company density.

| Year | Est Population | Inventors | Inv / 1000 | Patents | Local Cos | Art Classes |
|------|----------------|-----------|------------|---------|-----------|-------------|
| 2005 | | 102 | | 106 | 16 | 70 |
| 2006 | | 121 | | 146 | 22 | 74 |
| 2007 | | 113 | | 118 | 12 | 70 |
| 2008 | | 100 | | 117 | 16 | 66 |
| 2009 | | 91 | | 101 | 15 | 62 |
| 2010 | 166892 | 146 | 0.87 | 161 | 16 | 87 |
| 2011 | 167350 | 100 | 0.6 | 136 | 8 | 71 |
| 2012 | 167614 | 128 | 0.76 | 142 | 21 | 70 |
| 2013 | 168648 | 152 | 0.9 | 166 | 15 | 87 |
| 2014 | 169813 | 136 | 0.8 | 169 | 20 | 81 |

| Inventors | Patents |
|-------------|---------|
| Totals: 795 | 1362 |

Top 25 Art Classes:

| Art Class (code) | Patents | % this metro | % top 250 |
|---|---------|--------------|-----------|
| Pulse or digital communications... (375) | 57 | 4.2% | 0.4% |
| Chemistry: molecular biology and microbiology... (435) | 48 | 3.5% | 0.3% |
| Multicellular living organisms and unmodified part... (800) | 45 | 3.3% | 0.8% |
| Multiplex communications... (370) | 41 | 3% | 0.1% |
| Electricity: electrical systems and devices... (361) | 39 | 2.9% | 0.5% |
| Data processing: database and file management or d... (707) | 37 | 2.7% | 0.2% |
| Surgery... (606) | 35 | 2.6% | 0.3% |
| Electrical computers and digital processing system... (709) | 31 | 2.3% | 0.1% |
| Surgery... (600) | 31 | 2.3% | 0.3% |
| Electrical computers and digital processing system... (711) | 29 | 2.1% | 0.3% |
| Electrical computers and digital processing system... (713) | 28 | 2.1% | 0.2% |
| Prosthesis (i.e., artificial body members), parts ... (623) | 28 | 2.1% | 0.5% |
| Data processing: financial, business practice, man... (705) | 27 | 2% | 0.1% |
| Exercise devices... (482) | 21 | 1.5% | 0.8% |

| | | | |
|---|----|------|------|
| Drug, bio-affecting and body treating compositions... (514) | 20 | 1.5% | 0.1% |
| Optics: measuring and testing... (356) | 19 | 1.4% | 0.3% |
| Telephonic communications... (379) | 19 | 1.4% | 0.3% |
| Electrical generator or motor structure... (310) | 18 | 1.3% | 0.7% |
| Static information storage and retrieval... (365) | 17 | 1.2% | 0.2% |
| Surgery... (604) | 16 | 1.2% | 0.2% |
| Communications: electrical... (340) | 14 | 1% | 0.1% |
| Active solid-state devices (e.g., transistors, sol... (257) | 13 | 1% | 0.1% |
| Computer graphics processing and selective visual ... (345) | 13 | 1% | 0.1% |
| Drug, bio-affecting and body treating compositions... (424) | 13 | 1% | 0.1% |
| Error detection/correction and fault detection/rec... (714) | 13 | 1% | 0.1% |

Patents (by local inventors) assigned to local companies (top 25 or less):
 NOTE: this company count is likely less than the total company account above
 because the above count includes local companies with non-local inventors.

| Company Name | Patents |
|---|---------|
| Insera Therapeutics, Inc. | 35 |
| Balanced Body, Inc. | 23 |
| Ventria Bioscience | 6 |
| Performance Health Systems, LLC | 5 |
| Wessell, Nickel & Gross | 5 |
| Hallsten Corporation | 3 |
| InCom Corporation | 3 |
| Roplast Industries, Inc. | 3 |
| Escalera, Inc. | 2 |
| Greyrock Energy, Inc. | 2 |
| Aerojet-General Corporation | 2 |
| Aerojet Fine Chemicals LLC | 2 |
| KeyEye Communications | 2 |
| Simple Wishes, LLC | 2 |
| Spencer Composites Corporation | 2 |
| State of California, Department of Transportation | 2 |
| Sunsweet Growers, Inc. | 2 |
| Synectic Design, LLC | 2 |
| Vortran Medical Technology 1, Inc. | 2 |
| Heart Zones USA | 1 |
| B & P Innovations, LLC | 1 |
| American Building Supply, Inc. | 1 |
| Gregory Mountain Products | 1 |
| Greencor Composites, LLC | 1 |
| Grass Valley (U.S.) Inc. | 1 |

Top 25 (or less) local inventors:

| Inventor | Company | Patents |
|-----------------------|---|---------|
| Vikram Janardhan | Insera Therapeutics, Inc. | 35 |
| Daniel ManHung Wong | Oracle International Corporation | 28 |
| Ross Alan Tessien | Impulse Devices, Inc. | 24 |
| Ken Endelman | Balanced Body, Inc. | 17 |
| M. Saif Islam | Hewlett-Packard Development Company, L.P. | 13 |
| Salim M. Hakimi | Pioneer Hi-Bred International, Inc. | 13 |
| Christopher J. Kasten | eBay Inc. | 12 |
| Michael J. Drews | Medtronic, Inc. | 12 |
| Salim M. Hakimi | Dow AgroSciences LLC | 12 |
| Dario Felipe Gaitan | Impulse Devices, Inc. | 11 |
| Abdmonem H. Beitelmal | Hewlett-Packard Development Company, L.P. | 10 |
| Andrew L. Norrell | 2Wire, Inc. | 10 |
| Brian Wares | SunPower Corporation | 10 |
| Stephan Karl Barsun | Hewlett-Packard Development Company, L.P. | 10 |
| William C. Johnson | Seminis Vegetable Seeds, Inc. | 10 |

| | | |
|-------------------------|---|---|
| James T. Schley-May | 2Wire, Inc. | 9 |
| Arthur J. Carlson | Broadcom Corporation | 8 |
| Jason Jevious Parks | Exelixis, Inc. | 8 |
| Jeff Kotowski | Atmel Corporation | 8 |
| Stephan K. Barsun | Hewlett-Packard Development Company, L.P. | 8 |
| Berkat Shing Tung | Apple Inc. | 7 |
| Christopher J. Savarino | Balanced Body, Inc. | 7 |
| Fermin Viteri | Clean Energy Systems, Inc. | 7 |
| Marshall Rose | EWI Holdings, Inc. | 7 |
| Perry L. Martin | TruOx, Inc. | 7 |

> YUMA, AZ [49740]

List of 8 included communities:

DATELAND, AZ; GADSDEN, AZ; ROLL, AZ; SAN LUIS, AZ; SOMERTON, AZ; TACNA, AZ; WELLTON, AZ; YUMA, AZ

Economics:

| Indiv Tax Returns | Cum Indiv Income | Co Tax Returns | Cum Co Income |
|-------------------|------------------|----------------|---------------|
| 59560 | 2681536000 | 1790 | 68425000 |

Entity Counts:

| Org Type | Count |
|----------|-------|
| Company | 7 |

7 IP-based companies out of 1790 business tax returns = 0.39% in IP company density.

| Year | Est Population | Inventors | Inv / 1000 | Patents | Local Cos | Art Classes |
|------|----------------|-----------|------------|---------|-----------|-------------|
| 2006 | | 8 | | 9 | 2 | 5 |
| 2007 | | 9 | | 7 | 1 | 7 |
| 2008 | | 4 | | 3 | 1 | 3 |
| 2014 | 203247 | 15 | 0.07 | 14 | 2 | 12 |

| | Inventors | Patents |
|---------|-----------|---------|
| Totals: | 54 | 72 |

Top 25 Art Classes:

| Art Class (code) | Patents | % this metro | % top 250 |
|---|---------|--------------|-----------|
| Registers... (235) | 7 | 9.7% | 0.1% |
| Multicellular living organisms and unmodified part... (800) | 5 | 6.9% | 0.1% |
| Ordnance... (89) | 4 | 5.6% | 0.4% |
| Food or edible material: processes, compositions, ... (426) | 4 | 5.6% | 0.2% |
| Optical waveguides... (385) | 3 | 4.2% | 0% |
| Firearms... (42) | 3 | 4.2% | 0.2% |
| Cleaning and liquid contact with solids... (134) | 3 | 4.2% | 0.2% |
| Classifying, separating, and assorting solids... (209) | 3 | 4.2% | 0.4% |
| Amusement devices: games... (273) | 3 | 4.2% | 0.2% |
| Aeronautics and astronautics... (244) | 2 | 2.8% | 0.1% |
| Electrical audio signal processing systems and dev... (381) | 2 | 2.8% | 0.1% |
| Cleaning compositions for solid surfaces, auxiliar... (510) | 2 | 2.8% | 0.1% |
| Gas: heating and illuminating... (48) | 2 | 2.8% | 1.1% |
| Plant protecting and regulating compositions... (504) | 2 | 2.8% | 0.4% |
| Surgery... (604) | 2 | 2.8% | 0% |
| Ventilation... (454) | 2 | 2.8% | 0.4% |
| Prime-mover dynamo plants... (290) | 1 | 1.4% | 0.1% |
| Presses... (100) | 1 | 1.4% | 0.3% |
| Optics: eye examining, vision testing and correcti... (351) | 1 | 1.4% | 0.1% |
| Optical: systems and elements... (359) | 1 | 1.4% | 0% |
| Fluent material handling, with receiver or receive... (141) | 1 | 1.4% | 0.1% |
| Miscellaneous hardware (e.g., bushing, carpet fast... (16) | 1 | 1.4% | 0.5% |
| Information security... (726) | 1 | 1.4% | 0% |
| Illumination... (362) | 1 | 1.4% | 0% |
| Horizontally supported planar surfaces... (108) | 1 | 1.4% | 0.1% |

Patents (by local inventors) assigned to local companies (top 25 or less):
 NOTE: this company count is likely less than the total company account above
 because the above count includes local companies with non-local inventors.

| Company Name | Patents |
|-------------------------------|---------|
| Fresh Innovations, LLC | 2 |
| Gowan Milling Company, L.L.C. | 1 |
| Gowan Company, L.L.C. | 1 |
| Gowan Co. | 1 |
| F.I.R.M., Inc. | 1 |

Top 25 (or less) local inventors:

| Inventor | Company | Patents |
|------------------------------|--|---------|
| Canan D'Avela | Concrete Products Group LLC | 6 |
| Cheryl Phillips | First Data Corporation | 6 |
| Terry L. Davis | The United States of America as represented by the | 5 |
| Francisco Javier Moreno | Gaming Partners International Corporation | 3 |
| Whit Frans | Dole Fresh Vegetables, Inc. | 3 |
| William Christopher Johnson | Dole Fresh Vegetables, Inc. | 3 |
| Anthony Tew | Timco Distributors, Inc. | 2 |
| Antonio Cicchino | Fresh Innovations, LLC | 2 |
| Diep Ho | The United States of America as represented by the | 2 |
| Francisco Javier Moreno | Gaming Partners International USA, Inc. | 2 |
| Gabriel Villasenor | Dole Fresh Vegetables, Inc. | 2 |
| J. Kevin Alsobrook | Fresh Innovations, LLC | 2 |
| Jennifer Lynn Moyer | General Electric Company | 2 |
| Kurt Francis | Infinera Corporation | 2 |
| Mark A. Pircaro | Bose Corporation | 2 |
| Richard A. McGaw | Timco Distributors, Inc. | 2 |
| Seth A. Hollyman | Timco Distributors, Inc. | 2 |
| Alberto Gutierrez | Custom-Pak, Inc. | 1 |
| Carlos Antonio Lopez Abundis | Rain Bird Corporation | 1 |
| Carlos Carrasco | F.I.R.M., Inc. | 1 |
| Charles Paul Grasso | Gowan Co. | 1 |
| Davie Lee Brooks, II | Enza Zaden Beheer B.V. | 1 |
| Dondon B Gabriel | Talpha Technologies, Inc. | 1 |
| Frank Jaime | Gowan Company, L.L.C. | 1 |
| Gabriel Fuentes Villasenor | Dole Fresh Vegetables, Inc. | 1 |