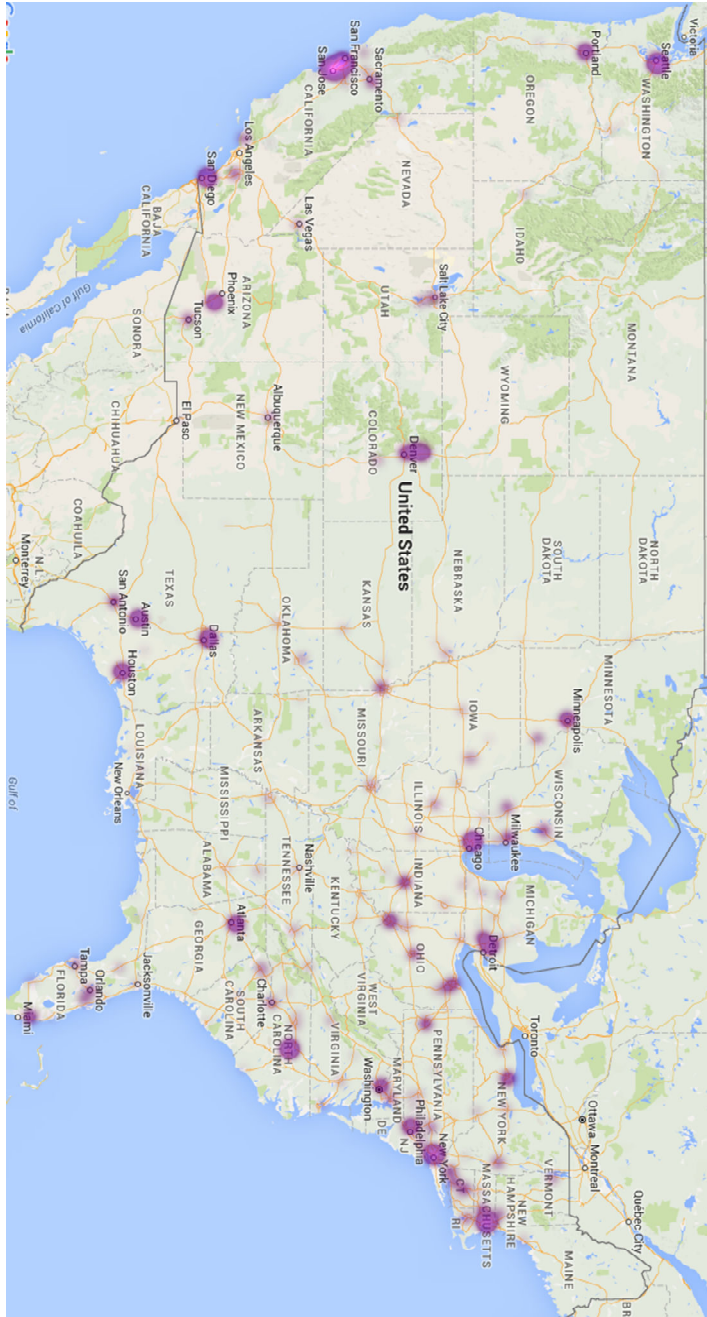


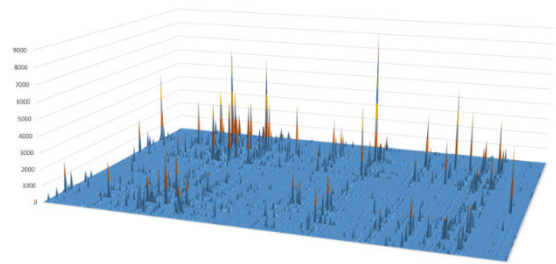
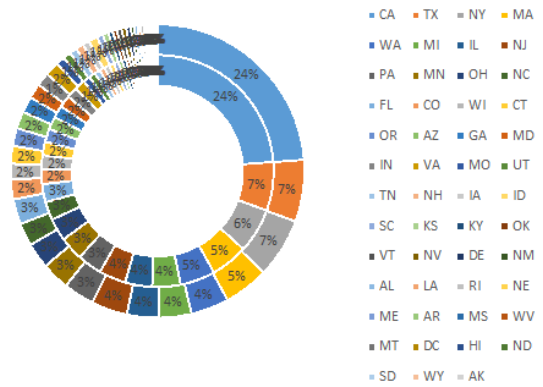
# The Inventiveness Index

## 2005-2014

## Art Class Listings



**Inventors & Patents by State**  
 Inner ring: Inventors, Outer ring: Patents



February 2016  
 Author: Joe Chiarella

[www.InventivenessIndex.com](http://www.InventivenessIndex.com)



**CONTENTS**

Art Classes and their contributing Metro Regions..... 16

- > Apparel [2 ] - {771} : (161)..... 16
- > Beds [5 ] - {370} : (116)..... 17
- > Bleaching and dyeing; fluid treatment and chemical modification of textiles and fibers [8 ] - {10} : (10)..... 19
- > Boot and shoe making [12 ] - {5} : (4)..... 19
- > Bridges [14 ] - {231} : (87)..... 19
- > Brushing, scrubbing, and general cleaning [15 ] - {485} : (101)..... 20
- > Miscellaneous hardware (e.g., bushing, carpet fastener, caster, door closer, panel hanger, attachable or adjunct handle, hinge, window sash balance, etc.) [16 ]..... 21
- > Textiles: fiber preparation [19 ] - {37} : (24)..... 22
- > Buckles, buttons, clasps, etc. [24 ] - {243} : (84)..... 22
- > Textiles: cloth finishing [26 ] - {29} : (23)..... 23
- > Undertaking [27 ] - {160} : (69)..... 23
- > Metal working [29 ] - {363} : (109)..... 24
- > Cutlery [30 ] - {190} : (59)..... 25
- > Geometrical instruments [33 ] - {100} : (57)..... 26
- > Drying and gas or vapor contact with solids [34 ] - {134} : (78)..... 26
- > Boots, shoes, and leggings [36 ] - {1010} : (116)..... 27
- > Textiles: ironing or smoothing [38 ] - {41} : (19)..... 28
- > Card, picture, or sign exhibiting [40 ] - {29} : (27)..... 28
- > Firearms [42 ] - {982} : (165)..... 28
- > Fishing, trapping, and vermin destroying [43 ] - {776} : (191)..... 31
- > Plant husbandry [47 ] - {733} : (171)..... 33
- > Gas: heating and illuminating [48 ] - {179} : (75)..... 35
- > Movable or removable closures [49 ] - {99} : (53)..... 36
- > Static structures (e.g., buildings) [52 ] - {867} : (175)..... 36
- > Package making [53 ] - {51} : (44)..... 38
- > Harness for working animal [54 ] - {100} : (51)..... 39
- > Harvesters [56 ] - {400} : (112)..... 39
- > Textiles: spinning, twisting, and twining [57 ] - {28} : (21)..... 40
- > Chain, staple, and horseshoe making [59 ] - {77} : (39)..... 40
- > Power plants [60 ] - {501} : (88)..... 41
- > Refrigeration [62 ] - {754} : (151)..... 42
- > Jewelry [63 ] - {188} : (60)..... 44

- > Glass manufacturing [65 ] - {119} : (57).....44
- > Textiles: knitting [66 ] - {29} : (24).....45
- > Textiles: fluid treating apparatus [68 ] - {143} : (44).....45
- > Leather manufactures [69 ] - {7} : (7).....46
- > Locks [70 ] - {350} : (105).....46
- > Chemistry: fertilizers [71 ] - {154} : (77).....47
- > Metal deforming [72 ] - {263} : (86) .....47
- > Measuring and testing [73 ] - {1877} : (193).....48
- > Machine element or mechanism [74 ] - {141} : (70).....51
- > Specialized metallurgical processes, compositions for use therein, consolidated metal powder compositions, and loose metal particulate mixtures [75 ] - {41} : ( .....51
- > Metal tools and implements, making [76 ] - {9} : (9).....52
- > Tools [81 ] - {485} : (140).....52
- > Turning [82 ] - {81} : (51).....53
- > Cutting [83 ] - {269} : (110).....54
- > Music [84 ] - {13} : (9) .....55
- > Ammunition and explosive-charge making [86 ] - {90} : (54) .....55
- > Textiles: braiding, netting, and lace making [87 ] - {55} : (33).....55
- > Ordnance [89 ] - {951} : (166).....56
- > Motors: expansible chamber type [91 ] - {15} : (14).....58
- > Expansible chamber devices [92 ] - {119} : (67) .....58
- > Gas separation: processes [95 ] - {795} : (151).....59
- > Gas separation: apparatus [96 ] - {253} : (92) .....60
- > Presses [100] - {302} : (110).....62
- > Printing [101] - {607} : (105).....63
- > Ammunition and explosives [102] - {944} : (147).....64
- > Railways [104] - {247} : (96).....66
- > Railway rolling stock [105] - {307} : (85).....67
- > Compositions: coating or plastic [106] - {1368} : (164).....67
- > Horizontally supported planar surfaces [108] - {682} : (155).....70
- > Safes, bank protection, or a related device [109] - {34} : (26).....71
- > Furnaces [110] - {215} : (90).....71
- > Planting [111] - {299} : (77).....72
- > Sewing [112] - {226} : (74).....73
- > Ships [114] - {1351} : (178).....74
- > Signals and indicators [116] - {318} : (122).....76

> Single-crystal, oriented-crystal, and epitaxy growth processes; non-coating apparatus therefor [117] - {570} : (93).....77

> Coating apparatus [118] - {1402} : (154).....79

> Animal husbandry [119] - {1815} : (213).....81

> Liquid heaters and vaporizers [122] - {250} : (98).....83

> Internal-combustion engines [123] - {4627} : (204).....84

> Mechanical guns and projectors [124] - {673} : (143).....87

> Stone working [125] - {151} : (66).....89

> Stoves and furnaces [126] - {685} : (149).....89

> Sugar, starch, and carbohydrates [127] - {57} : (37).....91

> Surgery [128] - {2794} : (186).....91

> Tobacco [131] - {419} : (79).....94

> Toilet [132] - {546} : (112).....95

> Cleaning and liquid contact with solids [134] - {1690} : (188).....96

> Tent, canopy, umbrella, or cane [135] - {539} : (140).....99

> Batteries: thermoelectric and photoelectric [136] - {975} : (118)..... 100

> Fluid handling [137] - {2892} : (225)..... 102

> Pipes and tubular conduits [138] - {534} : (135)..... 105

> Textiles: weaving [139] - {123} : (57)..... 106

> Wireworking [140] - {68} : (36)..... 107

> Fluent material handling, with receiver or receiver coacting means [141] - {1154} : (179)..... 107

> Woodworking [144] - {281} : (107)..... 110

> Metal treatment [148] - {720} : (134)..... 111

> Explosive and thermic compositions or charges [149] - {265} : (67)..... 112

> Purses, wallets, and protective covers [150] - {119} : (60)..... 113

> Resilient tires and wheels [152] - {957} : (154)..... 114

> Adhesive bonding and miscellaneous chemical manufacture [156] - {3415} : (212)..... 115

> Wheelwright machines [157] - {64} : (31)..... 118

> Concentrating evaporators [159] - {39} : (30)..... 119

> Flexible or portable closure, partition, or panel [160] - {684} : (134)..... 119

> Paper making and fiber liberation [162] - {1224} : (143)..... 121

> Needle and pin making [163] - {151} : (66)..... 122

> Metal founding [164] - {818} : (148)..... 123

> Heat exchange [165] - {1121} : (163)..... 125

> Wells [166] - {6063} : (161)..... 127

> Farriery [168] - {26} : (20)..... 129

> Fire extinguishers [169] - {389} : (107)..... 129

> Unearthing plants or buried objects [171] - {12} : (16)..... 130

> Earth working [172] - {355} : (114) ..... 130

> Tool driving or impacting [173] - {293} : (83) ..... 131

> Electricity: conductors and insulators [174] - {2978} : (197) ..... 132

> Boring or penetrating the earth [175] - {1944} : (127)..... 135

> Weighing scales [177] - {234} : (98) ..... 136

> Telegraphy [178] - {33} : (14)..... 137

> Motor vehicles [180] - {2183} : (204) ..... 137

> Acoustics [181] - {766} : (151)..... 140

> Fire escape, ladder, or scaffold [182] - {660} : (169)..... 142

> Lubrication [184] - {215} : (75)..... 144

> Motors: spring, weight, or animal powered [185] - {6} : (10) ..... 145

> Merchandising [186] - {33} : (26) ..... 145

> Elevator, industrial lift truck, or stationary lift for vehicle [187] - {315} : (80) ..... 145

> Brakes [188] - {850} : (154)..... 146

> Trunks and hand-carried luggage [190] - {148} : (53)..... 148

> Electricity: transmission to vehicles [191] - {52} : (31)..... 148

> 192 clutches and power-stop control [192] - {668} : (102)..... 149

> Conveyors, chutes, skids, guides, and ways [193] - {72} : (52) ..... 150

> Check-actuated control mechanisms [194] - {172} : (47)..... 150

> Mineral oils: apparatus [196] - {30} : (18)..... 151

> Conveyors: power-driven [198] - {1307} : (179) ..... 151

> Electricity: circuit makers and breakers [200] - {999} : (153) ..... 153

> Distillation: processes, thermolytic [201] - {53} : (40)..... 155

> Distillation: apparatus [202] - {114} : (51)..... 155

> Distillation: processes, separatory [203] - {161} : (76)..... 156

> Chemistry: electrical and wave energy [204] - {2034} : (163) ..... 157

> Electrolysis: processes, compositions used therein, and methods of preparing the compositions [205] - {1109} : (144) ..... 159

> Special receptacle or package [206] - {2981} : (221)..... 160

> Mineral oils: processes and products [208] - {1178} : (105) ..... 163

> Classifying, separating, and assorting solids [209] - {718} : (154)..... 165

> Liquid purification or separation [210] - {4921} : (223)..... 166

> Supports: racks [211] - {1295} : (189)..... 170

> Traversing hoists [212] - {112} : (55)..... 172

> Railway draft appliances [213] - {91} : (38)..... 173

> Bottles and jars [215] - {660} : (120)..... 173

> Etching a substrate: processes [216] - {1434} : (130)..... 175

> Wooden receptacles [217] - {67} : (47)..... 176

> High-voltage switches with arc preventing or extinguishing devices [218] - {120} : (42).. 177

> Electric heating [219] - {3233} : (194)..... 177

> Receptacles [220] - {2224} : (210) ..... 180

> Article dispensing [221] - {566} : (128)..... 183

> Dispensing [222] - {2146} : (195) ..... 184

> Apparel apparatus [223] - {269} : (96)..... 187

> Package and article carriers [224] - {908} : (173)..... 187

> Severing by tearing or breaking [225] - {104} : (59)..... 189

> Advancing material of indeterminate length [226] - {59} : (41)..... 190

> Elongated-member-driving apparatus [227] - {1248} : (90)..... 190

> Metal fusion bonding [228] - {876} : (135)..... 191

> Envelopes, wrappers, and paperboard boxes [229] - {654} : (129)..... 193

> Whips and whip apparatus [231] - {24} : (24)..... 195

> Deposit and collection receptacles [232] - {215} : (86)..... 195

> Selective cutting (e.g., punching) [234] - {11} : (9)..... 196

> Registers [235] - {6249} : (195)..... 196

> Automatic temperature and humidity regulation [236] - {332} : (104)..... 198

> Heating systems [237] - {67} : (40) ..... 199

> Railways: surface track [238] - {90} : (48)..... 200

> Fluid sprinkling, spraying, and diffusing [239] - {1893} : (195)..... 200

> Solid material comminution or disintegration [241] - {1203} : (181)..... 203

> Winding, tensioning, or guiding [242] - {1073} : (157)..... 205

> Aeronautics and astronautics [244] - {2756} : (180)..... 207

> Wire fabrics and structure [245] - {186} : (86) ..... 209

> Railway switches and signals [246] - {324} : (103)..... 210

> Supports [248] - {2880} : (228)..... 211

> Static molds [249] - {167} : (81) ..... 214

> Radiant energy [250] - {8401} : (207) ..... 215

> Valves and valve actuation [251] - {1032} : (153)..... 218

> Compositions [252] - {2131} : (170)..... 220

> Implements or apparatus for applying pushing or pulling force [254] - {670} : (172) ..... 222

> Fences [256] - {295} : (104)..... 224

> Active solid-state devices (e.g., transistors, solid-state diodes) [257] - {17749} : (172)  
..... 225

> Chemistry of carbon compounds [260] - {6} : (6)..... 228

> Gas and liquid contact apparatus [261] - {508} : (121)..... 228

> Plastic and nonmetallic article shaping or treating: processes [264] - {3263} : (218)..... 229

> Metallurgical apparatus [266] - {230} : (88)..... 232

> Spring devices [267] - {359} : (97)..... 233

> Work holders [269] - {462} : (127)..... 234

> Sheet-material associating [270] - {145} : (42)..... 235

> Sheet feeding or delivering [271] - {745} : (81)..... 236

> Amusement devices: games [273] - {1401} : (171)..... 237

> Typesetting [276] - {3} : (4)..... 239

> Seal for a joint or juncture [277] - {665} : (132)..... 239

> Chucks or sockets [279] - {137} : (55)..... 240

> Land vehicles [280] - {5364} : (233)..... 241

> Books, strips, and leaves [281] - {144} : (61)..... 244

> Printed matter [283] - {190} : (74)..... 245

> Pipe joints or couplings [285] - {1048} : (173)..... 246

> Knots and knot tying [289] - {34} : (25)..... 248

> Prime-mover dynamo plants [290] - {1253} : (165)..... 248

> Track sanders [291] - {14} : (15)..... 250

> Closure fasteners [292] - {1136} : (184)..... 250

> Vehicle fenders [293] - {228} : (56)..... 253

> Handling: hand and hoist-line implements [294] - {1851} : (221)..... 253

> Railway wheels and axles [295] - {857} : (164)..... 256

> Land vehicles: bodies and tops [296] - {4240} : (217)..... 258

> Chairs and seats [297] - {2950} : (218)..... 261

> Land vehicles: dumping [298] - {2201} : (199)..... 264

> Mining or in situ disintegration of hard material [299] - {231} : (65)..... 266

> Brush, broom, and mop making [300] - {21} : (22)..... 267

> Land vehicles: wheels and axles [301] - {595} : (132)..... 267

> Fluid-pressure and analogous brake systems [303] - {525} : (122)..... 269

> Wheel substitutes for land vehicles [305] - {141} : (53)..... 270

> Electrical transmission or interconnection systems [307] - {2021} : (182)..... 271



- > Electrical generator or motor structure [310] - {2721} : (184) ..... 273
- > Supports: cabinet structure [312] - {682} : (156) ..... 276
- > Electric lamp and discharge devices [313] - {1359} : (117) ..... 278
- > Electric lamp and discharge devices: consumable electrodes [314] - {2} : (2) ..... 279
- > Electric lamp and discharge devices: systems [315] - {2435} : (161) ..... 279
- > Electricity: motive power systems [318] - {1827} : (161) ..... 281
- > Electricity: battery or capacitor charging or discharging [320] - {1778} : (156) ..... 283
- > Electricity: single generator systems [322] - {226} : (69) ..... 286
- > Electricity: power supply or regulation systems [323] - {1931} : (117) ..... 286
- > Electricity: measuring and testing [324] - {7794} : (213) ..... 288
- > Electronic digital logic circuitry [326] - {2825} : (102) ..... 291
- > Miscellaneous active electrical nonlinear devices, circuits, and systems [327] - {4687} : (132) ..... 292
- > Demodulators [329] - {34} : (22) ..... 294
- > Amplifiers [330] - {2154} : (110) ..... 294
- > Oscillators [331] - {1453} : (114) ..... 296
- > Modulators [332] - {443} : (135) ..... 297
- > Wave transmission lines and networks [333] - {1673} : (147) ..... 299
- > Tuners [334] - {180} : (76) ..... 300
- > Electricity: magnetically operated switches, magnets, and electromagnets [335] - {1303} : (162) ..... 301
- > Inductor devices [336] - {894} : (153) ..... 303
- > Electricity: electrothermally or thermally actuated switches [337] - {342} : (118) ..... 305
- > Electrical resistors [338] - {227} : (86) ..... 306
- > Communications: electrical [340] - {11947} : (244) ..... 307
- > Coded data generation or conversion [341] - {2958} : (136) ..... 311
- > Communications: directive radio wave systems and devices (e.g., radar, radio navigation) [342] - {3002} : (158) ..... 312
- > Communications: radio wave antennas [343] - {2983} : (181) ..... 315
- > Computer graphics processing and selective visual display systems [345] - {11962} : (194) ..... 317
- > Recorders [346] - {43} : (41) ..... 319
- > Incremental printing of symbolic information [347] - {3562} : (120) ..... 320
- > Television [348] - {6726} : (191) ..... 321
- > Liquid crystal cells, elements and systems [349] - {808} : (93) ..... 324
- > Optics: eye examining, vision testing and correcting [351] - {1746} : (156) ..... 325
- > Optics: motion pictures [352] - {63} : (27) ..... 327

- > Optics: image projectors [353] - {918} : (94)..... 327
- > Photocopying [355] - {641} : (47) ..... 328
- > Optics: measuring and testing [356] - {6667} : (201)..... 329
- > Facsimile and static presentation processing [358] - {4307} : (131)..... 332
- > Optical: systems and elements [359] - {6091} : (187)..... 334
- > Dynamic magnetic information storage or retrieval [360] - {5809} : (88) ..... 336
- > Electricity: electrical systems and devices [361] - {8461} : (209)..... 337
- > Illumination [362] - {5168} : (220) ..... 340
- > Electric power conversion systems [363] - {1404} : (125)..... 343
- > Static information storage and retrieval [365] - {8957} : (120)..... 345
- > Agitating [366] - {819} : (167)..... 346
- > Communications, electrical: acoustic wave systems and devices [367] - {1254} : (124) ..... 348
- > Horology: time measuring systems or devices [368] - {428} : (110)..... 350
- > Dynamic information storage or retrieval [369] - {1163} : (98) ..... 351
- > Multiplex communications [370] - {32799} : (205) ..... 352
- > Coherent light generators [372] - {2144} : (137) ..... 355
- > Industrial electric heating furnaces [373] - {160} : (78)..... 357
- > Thermal measuring and testing [374] - {1029} : (162)..... 358
- > Pulse or digital communications [375] - {12926} : (162)..... 360
- > Induced nuclear reactions: processes, systems, and elements [376] - {434} : (80)..... 362
- > Electrical pulse counters, pulse dividers, or shift registers: circuits and systems [377] - {100} : (34) ..... 363
- > X-ray or gamma ray systems or devices [378] - {2475} : (147) ..... 363
- > Telephonic communications [379] - {7434} : (188) ..... 365
- > Cryptography [380] - {2567} : (140) ..... 368
- > Electrical audio signal processing systems and devices [381] - {3173} : (171)..... 369
- > Image analysis [382] - {13912} : (204)..... 372
- > Flexible bags [383] - {408} : (101) ..... 375
- > Bearings [384] - {521} : (106)..... 376
- > Optical waveguides [385] - {6592} : (184)..... 377
- > Motion video signal processing for recording or reproducing [386] - {1191} : (100) ..... 379
- > Electricity: motor control systems [388] - {24} : (21)..... 381
- > Electric resistance heating devices [392] - {466} : (126)..... 381
- > Photography [396] - {757} : (121) ..... 382
- > Optical communications [398] - {3169} : (129)..... 384
- > Electrophotography [399] - {1851} : (64)..... 385

> Typewriting machines [400] - {428} : (80)..... 386

> Coating implements with material supply [401] - {903} : (133)..... 387

> Binder device releasably engaging aperture or notch of sheet [402] - {123} : (47)..... 389

> Joints and connections [403] - {572} : (147)..... 389

> Road structure, process, or apparatus [404] - {1008} : (182)..... 391

> Hydraulic and earth engineering [405] - {1729} : (202)..... 393

> Conveyors: fluid current [406] - {664} : (148)..... 396

> Cutters, for shaping [407] - {304} : (79)..... 398

> Cutting by use of rotating axially moving tool [408] - {397} : (110)..... 398

> Gear cutting, milling, or planing [409] - {205} : (73)..... 399

> Freight accommodation on freight carrier [410] - {497} : (147)..... 400

> Expanded, threaded, driven, headed, tool-deformed, or locked-threaded fastener [411] - {713} : (142)..... 402

> Bookbinding: process and apparatus [412] - {54} : (20)..... 403

> Sheet metal container making [413] - {18} : (10)..... 404

> Material or article handling [414] - {1241} : (186)..... 404

> Rotary kinetic fluid motors or pumps [415] - {2136} : (166)..... 406

> Fluid reaction surfaces (i.e., impellers) [416] - {1862} : (145)..... 408

> Pumps [417] - {1329} : (176)..... 410

> Rotary expansible chamber devices [418] - {324} : (89)..... 412

> Powder metallurgy processes [419] - {197} : (84)..... 413

> Alloys or metallic compositions [420] - {99} : (61)..... 414

> Chemical apparatus and process disinfecting, deodorizing, preserving, or sterilizing [422] - {4375} : (216)..... 415

> Chemistry of inorganic compounds [423] - {2538} : (183)..... 418

> Drug, bio-affecting and body treating compositions [424] - {15172} : (233)..... 420

> Plastic article or earthenware shaping or treating: apparatus [425] - {1483} : (190)..... 424

> Food or edible material: processes, compositions, and products [426] - {1927} : (194)..... 426

> Coating processes [427] - {3908} : (208)..... 429

> Stock material or miscellaneous articles [428] - {8152} : (229)..... 432

> Chemistry: electrical current producing apparatus, product, and process [429] - {3899} : (162)..... 435

> Radiation imagery chemistry: process, composition, or product thereof [430] - {3259} : (143)..... 437

> Combustion [431] - {756} : (162)..... 439

> Heating [432] - {136} : (78)..... 441

> Dentistry [433] - {1184} : (155)..... 442

> Education and demonstration [434] - {1462} : (185)..... 444

> Chemistry: molecular biology and microbiology [435] - {17973} : (226)..... 446

> Chemistry: analytical and immunological testing [436] - {2945} : (185)..... 449

> Semiconductor device manufacturing: process [438] - {19582} : (175)..... 452

> Electrical connectors [439] - {6778} : (206)..... 454

> Marine propulsion [440] - {509} : (122)..... 457

> Buoys, rafts, and aquatic devices [441] - {414} : (125)..... 458

> Fabric (woven, knitted, or nonwoven textile or cloth, etc.) [442] - {878} : (142)..... 460

> Electric lamp or space discharge component or device manufacturing [445] - {317} : (91).. 461

> Amusement devices: toys [446] - {820} : (148)..... 462

> Bee culture [449] - {101} : (56)..... 464

> Foundation garments [450] - {352} : (98)..... 465

> Abrading [451] - {1911} : (177)..... 466

> Butchering [452] - {408} : (111)..... 468

> Coin handling [453] - {34} : (24) ..... 469

> Ventilation [454] - {523} : (132) ..... 469

> Telecommunications [455] - {22510} : (220)..... 471

> Crop threshing or separating [460] - {240} : (50)..... 474

> Books, strips, and leaves for manifolding [462] - {69} : (40) ..... 474

> Amusement devices: games [463] - {5448} : (156)..... 475

> Rotary shafts, gudgeons, housings, and flexible couplings for rotary shafts [464] - {353} : (89)..... 477

> Threaded, headed fastener, or washer making: process and apparatus [470] - {36} : (26).... 478

> Amusement devices [472] - {308} : (95)..... 478

> Games using tangible projectile [473] - {4355} : (216)..... 479

> Endless belt power transmission systems or components [474] - {303} : (86)..... 482

> Planetary gear transmission systems or components [475] - {1688} : (117)..... 483

> Friction gear transmission systems or components [476] - {89} : (26)..... 484

> Interrelated power delivery controls, including engine control [477] - {637} : (68)..... 484

> Exercise devices [482] - {2495} : (208)..... 485

> Tool changing [483] - {28} : (22) ..... 488

> Roll or roller [492] - {81} : (51) ..... 488

> Manufacturing container or tube from paper; or other manufacturing from a sheet or web [493] - {609} : (129)..... 488

> Imperforate bowl: centrifugal separators [494] - {295} : (76)..... 490

> Compositions: ceramic [501] - {357} : (85)..... 491

> Catalyst, solid sorbent, or support therefor: product or process of making [502] - {1701} : (140)..... 492

> Record receiver having plural interactive leaves or a colorless color former, method of use, or developer therefor [503] - {135} : (51)..... 494

> Plant protecting and regulating compositions [504] - {446} : (117)..... 494

> Superconductor technology: apparatus, material, process [505] - {190} : (54)..... 495

> Combinatorial chemistry technology: method, library, apparatus [506] - {294} : (71)..... 496

> Earth boring, well treating, and oil field chemistry [507] - {734} : (67)..... 497

> Solid anti-friction devices, materials therefor, lubricant or separant compositions for moving solid surfaces, and miscellaneous mineral oil compositions [508]..... 497

> Cleaning compositions for solid surfaces, auxiliary compositions therefor, or processes of preparing the compositions [510] - {1777} : (151)..... 498

> Perfume compositions [512] - {246} : (62)..... 500

> Drug, bio-affecting and body treating compositions [514] - {22632} : (234)..... 501

> Colloid systems and wetting agents; subcombinations thereof; processes of [516] - {189} : (80)..... 504

> Chemistry: fischer-tropsch processes; or purification or recovery of products thereof [518] - {222} : (60)..... 505

> Synthetic resins or natural rubbers -- part of the class 520 series [520] - {29} : (18).. 506

> Synthetic resins or natural rubbers -- part of the class 520 series [521] - {1313} : (189)..... 506

> Synthetic resins or natural rubbers -- part of the class 520 series [522] - {1281} : (185)..... 509

> Synthetic resins or natural rubbers -- part of the class 520 series [523] - {1420} : (176)..... 511

> Synthetic resins or natural rubbers -- part of the class 520 series [524] - {3057} : (192)..... 513

> Synthetic resins or natural rubbers -- part of the class 520 series [525] - {2856} : (189)..... 516

> Synthetic resins or natural rubbers -- part of the class 520 series [526] - {1991} : (168)..... 518

> Synthetic resins or natural rubbers -- part of the class 520 series [527] - {807} : (173)..... 520

> Synthetic resins or natural rubbers -- part of the class 520 series [528] - {1896} : (157)..... 523

> Chemistry: natural resins or derivatives; peptides or proteins; lignins or reaction products thereof [530] - {4482} : (172)..... 525

> Organic compounds -- part of the class 532-570 series [532] - {58} : (46)..... 527

> Organic compounds -- part of the class 532-570 series [534] - {838} : (149)..... 527

> Organic compounds -- part of the class 532-570 series [536] - {3347} : (171)..... 529

> Organic compounds -- part of the class 532-570 series [540] - {387} : (108)..... 532

> Organic compounds -- part of the class 532-570 series [544] - {1109} : (123)..... 533

> Organic compounds -- part of the class 532-570 series [546] - {1784} : (133)..... 534

> Organic compounds -- part of the class 532-570 series [548] - {1318} : (146)..... 536

> Organic compounds -- part of the class 532-570 series [549] - {949} : (145)..... 538

> Organic compounds -- part of the class 532-570 series [552] - {113} : (61)..... 540

> Organic compounds -- part of the class 532-570 series [554] - {638} : (145)..... 540

> Organic compounds -- part of the class 532-570 series [556] - {502} : (106)..... 542

> Organic compounds -- part of the class 532-570 series [558] - {252} : (75)..... 543

> Organic compounds -- part of the class 532-570 series [560] - {672} : (135)..... 544

> Organic compounds -- part of the class 532-570 series [562] - {947} : (146)..... 546

> Organic compounds -- part of the class 532-570 series [564] - {827} : (140)..... 547

> Organic compounds -- part of the class 532-570 series [568] - {1051} : (128)..... 549

> Organic compounds -- part of the class 532-570 series [570] - {342} : (47)..... 551

> Chemistry of hydrocarbon compounds [585] - {1681} : (116)..... 551

> Hazardous or toxic waste destruction or containment [588] - {174} : (75)..... 553

> Surgery [600] - {11238} : (222)..... 553

> Surgery: kinesitherapy [601] - {649} : (120)..... 557

> Surgery: splint, brace, or bandage [602] - {2797} : (193)..... 558

> Surgery [604] - {9066} : (223)..... 561

> Surgery [606] - {13187} : (231)..... 564

> Surgery: light, thermal, and electrical application [607] - {7206} : (190)..... 567

> Prosthesis (i.e., artificial body members), parts thereof, or aids and accessories therefor [623] - {6215} : (207)..... 570

> Data processing: generic control systems or specific applications [700] - {6269} : (218) 573

> Data processing: vehicles, navigation, and relative location [701] - {8837} : (218)..... 576

> Data processing: measuring, calibrating, or testing [702] - {8792} : (223)..... 579

> Data processing: structural design, modeling, simulation, and emulation [703] - {4050} : (184)..... 582

> Data processing: speech signal processing, linguistics, language translation, and audio compression/decompression [704] - {5158} : (150)..... 585

> Data processing: financial, business practice, management, or cost/price determination [705] - {22623} : (239)..... 587

> Data processing: artificial intelligence [706] - {3709} : (172)..... 590

> Data processing: database and file management or data structures [707] - {23414} : (220) 592

> Electrical computers: arithmetic processing and calculating [708] - {1645} : (110)..... 596

- > Electrical computers and digital processing systems: multicomputer data transferring [709] - {25739} : (222)..... 597
- > Electrical computers and digital data processing systems: input/output [710] - {6303} : (158)..... 600
- > Electrical computers and digital processing systems: memory [711] - {11340} : (158)..... 602
- > Electrical computers and digital processing systems: processing architectures and instruction processing (e.g., processors) [712] - {2600} : (88)..... 604
- > Electrical computers and digital processing systems: support [713] - {12196} : (193)..... 606
- > Error detection/correction and fault detection/recovery [714] - {11659} : (179)..... 608
- > Data processing: presentation processing of document, operator interface processing, and screen saver display processing [715] - {9963} : (198)..... 611
- > Computer-aided design and analysis of circuits and semiconductor masks [716] - {6283} : (122)..... 613
- > Data processing: software development, installation, and management [717] - {7560} : (180)..... 615
- > Electrical computers and digital processing systems: virtual machine task or process management or task management/control [718] - {3245} : (124)..... 617
- > Electrical computers and digital processing systems: interprogram communication or interprocess communication (ipc) [719] - {2549} : (119)..... 619
- > Dynamic optical information storage or retrieval [720] - {169} : (50)..... 621
- > Interactive video distribution systems [725] - {4565} : (152)..... 621
- > Information security [726] - {9234} : (185)..... 623
- > Multicellular living organisms and unmodified parts thereof and related processes [800] - {5727} : (172)..... 625
- > Scanning-probe techniques or apparatus; applications of scanning-probe techniques, e.g., scanning probe microscopy [spm] [850] - {143} : (54)..... 628
- > Nanotechnology [977] - {42} : (26)..... 628

## ART CLASSES AND THEIR CONTRIBUTING METRO REGIONS

LEGEND: Class Name [Class Code] - {Total Patents} : (Total Inventors)

&gt; APPAREL [2 ] - {771} : (161)

Metro Region	Patents	Inventors	% Of Class
New York-Northern New Jersey-Long Island, NY-NJ-PA [35620]	104	112	13.5%
Boston-Cambridge-Quincy, MA-NH [14460]	42	40	5.4%
Portland-Vancouver-Beaverton, OR-WA [38900]	40	57	5.2%
Cincinnati-Middletown, OH-KY-IN [17140]	38	14	4.9%
Chicago-Naperville-Joliet, IL-IN-WI [16980]	36	37	4.7%
Dayton, OH [19380]	35	11	4.5%
Atlanta-Sandy Springs-Marietta, GA [12060]	28	40	3.6%
Philadelphia-Camden-Wilmington, PA-NJ-DE-MD [37980]	27	34	3.5%
Miami-Fort Lauderdale-Pompano Beach, FL [33100]	25	27	3.2%
San Diego-Carlsbad-San Marcos, CA [41740]	20	19	2.6%
Phoenix-Mesa-Scottsdale, AZ [38060]	19	22	2.5%
Washington-Arlington-Alexandria, DC-VA-MD-WV [47900]	17	19	2.2%
San Francisco-Oakland-Fremont, CA [41860]	17	17	2.2%
Dallas-Fort Worth-Arlington, TX [19100]	16	15	2.1%
Detroit-Warren-Livonia, MI [19820]	15	16	1.9%
Baltimore-Towson, MD [12580]	13	25	1.7%
Richmond, VA [40060]	13	16	1.7%
Riverside-San Bernardino-Ontario, CA [40140]	13	13	1.7%
Providence-New Bedford-Fall River, RI-MA [39300]	12	15	1.6%
Virginia Beach-Norfolk-Newport News, VA-NC [47260]	11	14	1.4%
Houston-Sugar Land-Baytown, TX [26420]	11	12	1.4%
San Jose-Sunnyvale-Santa Clara, CA [41940]	10	12	1.3%
Denver-Aurora, CO [19740]	10	9	1.3%
Seattle-Tacoma-Bellevue, WA [42660]	9	10	1.2%
Pittsburgh, PA [38300]	9	8	1.2%
Minneapolis-St. Paul-Bloomington, MN-WI [33460]	9	7	1.2%
Oxnard-Thousand Oaks-Ventura, CA [37100]	9	7	1.2%
Greenville-Mauldin-Easley, SC [24860]	8	7	1%
Louisville/Jefferson County, KY-IN [31140]	8	5	1%
Worcester, MA [49340]	7	10	0.9%
Tampa-St. Petersburg-Clearwater, FL [45300]	7	8	0.9%
Appleton, WI [11540]	7	7	0.9%
Charlotte-Gastonia-Concord, NC-SC [16740]	7	7	0.9%
Palm Bay-Melbourne-Titusville, FL [37340]	7	6	0.9%
Columbus, OH [18140]	6	10	0.8%
Scranton--Wilkes-Barre, PA [42540]	6	8	0.8%
Greensboro-High Point, NC [24660]	6	7	0.8%
Hartford-West Hartford-East Hartford, CT [25540]	6	7	0.8%
Akron, OH [10420]	6	6	0.8%
Durham, NC [20500]	6	6	0.8%
St. Louis, MO-IL [41180]	6	5	0.8%
Indianapolis-Carmel, IN [26900]	6	4	0.8%
Provo-Orem, UT [39340]	5	8	0.6%
Oshkosh-Neenah, WI [36780]	5	6	0.6%
Kansas City, MO-KS [28140]	5	6	0.6%
Cleveland-Elyria-Mentor, OH [17460]	5	6	0.6%
Sacramento--Arden-Arcade--Roseville, CA [40900]	5	5	0.6%
Orlando-Kissimmee, FL [36740]	5	5	0.6%
Salt Lake City, UT [41620]	5	4	0.6%
Jacksonville, FL [27260]	4	9	0.5%
Austin-Round Rock, TX [12420]	4	6	0.5%
Tucson, AZ [46060]	4	4	0.5%
Raleigh-Cary, NC [39580]	4	4	0.5%
Naples-Marco Island, FL [34940]	4	4	0.5%
Fayetteville, NC [22180]	4	3	0.5%



Portland-South Portland-Biddeford, ME [38860]	4	3	0.5%
Albany-Schenectady-Troy, NY [10580]	4	2	0.5%
Boulder, CO [14500]	4	2	0.5%
Gainesville, FL [23540]	3	5	0.4%
Colorado Springs, CO [17820]	3	4	0.4%
Manchester-Nashua, NH [31700]	3	4	0.4%
Bakersfield, CA [12540]	3	4	0.4%
Syracuse, NY [45060]	3	4	0.4%
Columbia, SC [17900]	3	4	0.4%
Norwich-New London, CT [35980]	3	4	0.4%
Toledo, OH [45780]	3	3	0.4%
Ann Arbor, MI [11460]	3	3	0.4%
Cape Coral-Fort Myers, FL [15980]	3	3	0.4%
Modesto, CA [33700]	3	3	0.4%
Bridgeport-Stamford-Norwalk, CT [14860]	3	3	0.4%
New Haven-Milford, CT [35300]	3	3	0.4%
Birmingham-Hoover, AL [13820]	3	3	0.4%
Nashville-Davidson--Murfreesboro--Franklin, TN [34980]	3	3	0.4%
Duluth, MN-WI [20260]	3	3	0.4%
Santa Cruz-Watsonville, CA [42100]	3	3	0.4%
Reno-Sparks, NV [39900]	3	2	0.4%
Fayetteville-Springdale-Rogers, AR-MO [22220]	3	2	0.4%
Ogden-Clearfield, UT [36260]	3	1	0.4%
Medford, OR [32780]	2	5	0.3%
Roanoke, VA [40220]	2	5	0.3%
Columbus, GA-AL [17980]	2	4	0.3%
Blacksburg-Christiansburg-Radford, VA [13980]	2	3	0.3%
El Paso, TX [21340]	2	3	0.3%
Hickory-Lenoir-Morganton, NC [25860]	2	3	0.3%
Boise City-Nampa, ID [14260]	2	3	0.3%
Memphis, TN-MS-AR [32820]	2	3	0.3%
Las Cruces, NM [29740]	2	3	0.3%
Las Vegas-Paradise, NV [29820]	2	3	0.3%
Tulsa, OK [46140]	2	3	0.3%
Green Bay, WI [24580]	2	2	0.3%
Knoxville, TN [28940]	2	2	0.3%
Fresno, CA [23420]	2	2	0.3%
Gainesville, GA [23580]	2	2	0.3%
Lancaster, PA [29540]	2	2	0.3%
Milwaukee-Waukesha-West Allis, WI [33340]	2	2	0.3%
Stockton, CA [44700]	2	2	0.3%
San Antonio, TX [41700]	2	2	0.3%
Allentown-Bethlehem-Easton, PA-NJ [10900]	2	2	0.3%
Spokane, WA [44060]	2	2	0.3%
Rockford, IL [40420]	2	2	0.3%
Salinas, CA [41500]	2	2	0.3%
Burlington, NC [15500]	2	2	0.3%
Bloomington, IN [14020]	2	1	0.3%
Lansing-East Lansing, MI [29620]	2	1	0.3%
Joplin, MO [27900]	2	1	0.3%
Florence, SC [22500]	2	1	0.3%

> BEDS [ 5 ] - {370} : (116)

Metro Region	Patents	Inventors	% Of Class
Philadelphia-Camden-Wilmington, PA-NJ-DE-MD [37980]	34	27	9.2%
Cincinnati-Middletown, OH-KY-IN [17140]	27	34	7.3%
Chicago-Naperville-Joliet, IL-IN-WI [16980]	22	27	5.9%
Austin-Round Rock, TX [12420]	22	8	5.9%
New York-Northern New Jersey-Long Island, NY-NJ-PA [35620]	18	19	4.9%
Reading, PA [39740]	17	13	4.6%

Lancaster, PA [29540]	16	12	4.3%
Atlanta-Sandy Springs-Marietta, GA [12060]	15	11	4.1%
Kalamazoo-Portage, MI [28020]	14	19	3.8%
Allentown-Bethlehem-Easton, PA-NJ [10900]	14	3	3.8%
Boston-Cambridge-Quincy, MA-NH [14460]	12	13	3.2%
Grand Rapids-Wyoming, MI [24340]	11	10	3%
Greensboro-High Point, NC [24660]	10	13	2.7%
San Diego-Carlsbad-San Marcos, CA [41740]	10	11	2.7%
Pittsburgh, PA [38300]	9	11	2.4%
Dayton, OH [19380]	8	8	2.2%
Racine, WI [39540]	8	6	2.2%
Oxnard-Thousand Oaks-Ventura, CA [37100]	8	2	2.2%
Cleveland-Elyria-Mentor, OH [17460]	7	12	1.9%
Milwaukee-Waukesha-West Allis, WI [33340]	7	10	1.9%
Tampa-St. Petersburg-Clearwater, FL [45300]	7	9	1.9%
Joplin, MO [27900]	7	8	1.9%
Elkhart-Goshen, IN [21140]	7	7	1.9%
Orlando-Kissimmee, FL [36740]	7	6	1.9%
Charlotte-Gastonia-Concord, NC-SC [16740]	7	3	1.9%
Durham, NC [20500]	7	2	1.9%
Raleigh-Cary, NC [39580]	7	2	1.9%
San Francisco-Oakland-Fremont, CA [41860]	6	10	1.6%
Buffalo-Niagara Falls, NY [15380]	6	8	1.6%
Winston-Salem, NC [49180]	6	7	1.6%
Denver-Aurora, CO [19740]	6	5	1.6%
Providence-New Bedford-Fall River, RI-MA [39300]	6	5	1.6%
Indianapolis-Carmel, IN [26900]	5	9	1.4%
Washington-Arlington-Alexandria, DC-VA-MD-WV [47900]	5	7	1.4%
Miami-Fort Lauderdale-Pompano Beach, FL [33100]	5	6	1.4%
Minneapolis-St. Paul-Bloomington, MN-WI [33460]	5	5	1.4%
Salt Lake City, UT [41620]	5	3	1.4%
Detroit-Warren-Livonia, MI [19820]	4	9	1.1%
Dallas-Fort Worth-Arlington, TX [19100]	4	5	1.1%
Portland-Vancouver-Beaverton, OR-WA [38900]	4	5	1.1%
Phoenix-Mesa-Scottsdale, AZ [38060]	4	4	1.1%
Virginia Beach-Norfolk-Newport News, VA-NC [47260]	4	4	1.1%
Palm Bay-Melbourne-Titusville, FL [37340]	4	3	1.1%
Madison, WI [31540]	4	1	1.1%
San Jose-Sunnyvale-Santa Clara, CA [41940]	3	6	0.8%
Riverside-San Bernardino-Ontario, CA [40140]	3	4	0.8%
Greeley, CO [24540]	3	3	0.8%
Nashville-Davidson--Murfreesboro--Franklin, TN [34980]	3	3	0.8%
Deltona-Daytona Beach-Ormond Beach, FL [19660]	3	3	0.8%
Medford, OR [32780]	3	3	0.8%
Worcester, MA [49340]	3	2	0.8%
Charleston-North Charleston, SC [16700]	3	2	0.8%
Lansing-East Lansing, MI [29620]	3	2	0.8%
South Bend-Mishawaka, IN-MI [43780]	3	2	0.8%
Jacksonville, FL [27260]	3	2	0.8%
Ogden-Clearfield, UT [36260]	3	1	0.8%
Provo-Orem, UT [39340]	2	8	0.5%
Charlottesville, VA [16820]	2	5	0.5%
San Antonio, TX [41700]	2	4	0.5%
Louisville/Jefferson County, KY-IN [31140]	2	2	0.5%
Seattle-Tacoma-Bellevue, WA [42660]	2	2	0.5%
Houston-Sugar Land-Baytown, TX [26420]	2	2	0.5%
Fort Smith, AR-OK [22900]	2	2	0.5%
Tucson, AZ [46060]	2	2	0.5%
Hickory-Lenoir-Morganton, NC [25860]	2	2	0.5%
Oshkosh-Neenah, WI [36780]	2	2	0.5%
Boulder, CO [14500]	2	2	0.5%
Burlington-South Burlington, VT [15540]	2	1	0.5%
Appleton, WI [11540]	2	1	0.5%
Cape Coral-Fort Myers, FL [15980]	2	1	0.5%
Salem, OR [41420]	2	1	0.5%

Naples-Marco Island, FL [34940]	2	1	0.5%
Boise City-Nampa, ID [14260]	2	1	0.5%

> BLEACHING AND DYEING; FLUID TREATMENT AND CHEMICAL MODIFICATION OF TEXTILES AND FIBERS [8 ] - {10} : (10)

Metro Region	Patents	Inventors	% Of Class
Philadelphia-Camden-Wilmington, PA-NJ-DE-MD [37980]	2	3	20%
St. Louis, MO-IL [41180]	2	1	20%

> BOOT AND SHOE MAKING [12 ] - {5} : (4)

Metro Region	Patents	Inventors	% Of Class
Providence-New Bedford-Fall River, RI-MA [39300]	2	1	40%

> BRIDGES [14 ] - {231} : (87)

Metro Region	Patents	Inventors	% Of Class
Denver-Aurora, CO [19740]	39	5	16.9%
Stockton, CA [44700]	33	4	14.3%
Milwaukee-Waukesha-West Allis, WI [33340]	31	34	13.4%
Modesto, CA [33700]	29	2	12.6%
Dallas-Fort Worth-Arlington, TX [19100]	25	18	10.8%
Chicago-Naperville-Joliet, IL-IN-WI [16980]	11	6	4.8%
Racine, WI [39540]	9	4	3.9%
Seattle-Tacoma-Bellevue, WA [42660]	7	6	3%
Baltimore-Towson, MD [12580]	6	12	2.6%
Janesville, WI [27500]	6	2	2.6%
Washington-Arlington-Alexandria, DC-VA-MD-WV [47900]	5	6	2.2%
Indianapolis-Carmel, IN [26900]	5	4	2.2%
Riverside-San Bernardino-Ontario, CA [40140]	5	3	2.2%
Minneapolis-St. Paul-Bloomington, MN-WI [33460]	5	2	2.2%
New York-Northern New Jersey-Long Island, NY-NJ-PA [35620]	4	7	1.7%
Cleveland-Elyria-Mentor, OH [17460]	4	4	1.7%
Grand Rapids-Wyoming, MI [24340]	4	4	1.7%
Memphis, TN-MS-AR [32820]	4	4	1.7%
Buffalo-Niagara Falls, NY [15380]	3	7	1.3%
Pittsburgh, PA [38300]	3	6	1.3%
Ogden-Clearfield, UT [36260]	3	5	1.3%
Florence, SC [22500]	3	5	1.3%
Akron, OH [10420]	3	4	1.3%
Tampa-St. Petersburg-Clearwater, FL [45300]	3	4	1.3%
Baton Rouge, LA [12940]	3	3	1.3%
Boston-Cambridge-Quincy, MA-NH [14460]	3	3	1.3%
Lafayette, LA [29180]	3	3	1.3%
Omaha-Council Bluffs, NE-IA [36540]	3	2	1.3%
Austin-Round Rock, TX [12420]	3	2	1.3%
Charlotte-Gastonia-Concord, NC-SC [16740]	3	2	1.3%
Durham, NC [20500]	3	1	1.3%
Raleigh-Cary, NC [39580]	3	1	1.3%
Atlanta-Sandy Springs-Marietta, GA [12060]	2	5	0.9%
Detroit-Warren-Livonia, MI [19820]	2	4	0.9%
Oklahoma City, OK [36420]	2	3	0.9%
Portland-Vancouver-Beaverton, OR-WA [38900]	2	3	0.9%
Tallahassee, FL [45220]	2	3	0.9%

Cincinnati-Middletown, OH-KY-IN [17140]	2	3	0.9%
Montgomery, AL [33860]	2	3	0.9%
St. Louis, MO-IL [41180]	2	2	0.9%
Charleston-North Charleston, SC [16700]	2	2	0.9%
Medford, OR [32780]	2	2	0.9%
Nashville-Davidson--Murfreesboro--Franklin, TN [34980]	2	2	0.9%
Jacksonville, FL [27260]	2	2	0.9%
South Bend-Mishawaka, IN-MI [43780]	2	1	0.9%
Deltona-Daytona Beach-Ormond Beach, FL [19660]	2	1	0.9%
San Francisco-Oakland-Fremont, CA [41860]	2	1	0.9%
Tulsa, OK [46140]	2	1	0.9%
Boulder, CO [14500]	2	1	0.9%
Columbia, SC [17900]	2	1	0.9%
Greeley, CO [24540]	2	1	0.9%
Ann Arbor, MI [11460]	2	1	0.9%
Salt Lake City, UT [41620]	2	1	0.9%
Santa Rosa-Petaluma, CA [42220]	2	1	0.9%
Elkhart-Goshen, IN [21140]	2	1	0.9%

> BRUSHING, SCRUBBING, AND GENERAL CLEANING [15 ] - {485} : (101)

Metro Region	Patents	Inventors	% Of Class
New York-Northern New Jersey-Long Island, NY-NJ-PA [35620]	76	56	15.7%
San Jose-Sunnyvale-Santa Clara, CA [41940]	41	46	8.5%
San Francisco-Oakland-Fremont, CA [41860]	38	34	7.8%
Boston-Cambridge-Quincy, MA-NH [14460]	34	45	7%
Cleveland-Elyria-Mentor, OH [17460]	34	26	7%
Seattle-Tacoma-Bellevue, WA [42660]	30	45	6.2%
Chicago-Naperville-Joliet, IL-IN-WI [16980]	29	28	6%
Detroit-Warren-Livonia, MI [19820]	24	28	4.9%
Cincinnati-Middletown, OH-KY-IN [17140]	23	26	4.7%
Akron, OH [10420]	19	19	3.9%
Trenton-Ewing, NJ [45940]	17	6	3.5%
Denver-Aurora, CO [19740]	16	16	3.3%
San Diego-Carlsbad-San Marcos, CA [41740]	15	17	3.1%
Miami-Fort Lauderdale-Pompano Beach, FL [33100]	15	10	3.1%
Minneapolis-St. Paul-Bloomington, MN-WI [33460]	11	13	2.3%
Philadelphia-Camden-Wilmington, PA-NJ-DE-MD [37980]	11	13	2.3%
Racine, WI [39540]	10	9	2.1%
Ann Arbor, MI [11460]	10	8	2.1%
Santa Cruz-Watsonville, CA [42100]	9	15	1.9%
Oxnard-Thousand Oaks-Ventura, CA [37100]	9	7	1.9%
Providence-New Bedford-Fall River, RI-MA [39300]	9	5	1.9%
Baltimore-Towson, MD [12580]	8	12	1.6%
Houston-Sugar Land-Baytown, TX [26420]	8	9	1.6%
Riverside-San Bernardino-Ontario, CA [40140]	8	8	1.6%
Canton-Massillon, OH [15940]	7	8	1.4%
Durham, NC [20500]	7	6	1.4%
Santa Rosa-Petaluma, CA [42220]	7	4	1.4%
Las Vegas-Paradise, NV [29820]	6	8	1.2%
Raleigh-Cary, NC [39580]	6	6	1.2%
Worcester, MA [49340]	6	5	1.2%
Atlanta-Sandy Springs-Marietta, GA [12060]	5	6	1%
Grand Rapids-Wyoming, MI [24340]	4	8	0.8%
Modesto, CA [33700]	4	7	0.8%
Columbus, OH [18140]	4	6	0.8%
Phoenix-Mesa-Scottsdale, AZ [38060]	4	4	0.8%
Cape Coral-Fort Myers, FL [15980]	4	3	0.8%
Ogden-Clearfield, UT [36260]	4	2	0.8%
Portland-Vancouver-Beaverton, OR-WA [38900]	3	5	0.6%
Boulder, CO [14500]	3	4	0.6%
Lexington-Fayette, KY [30460]	3	4	0.6%

Dallas-Fort Worth-Arlington, TX [19100]	3	3	0.6%
Kansas City, MO-KS [28140]	3	3	0.6%
Tampa-St. Petersburg-Clearwater, FL [45300]	3	2	0.6%
Manchester-Nashua, NH [31700]	3	2	0.6%
Milwaukee-Waukesha-West Allis, WI [33340]	3	2	0.6%
San Luis Obispo-Paso Robles, CA [42020]	3	1	0.6%
Appleton, WI [11540]	2	6	0.4%
Oshkosh-Neenah, WI [36780]	2	5	0.4%
Fayetteville-Springdale-Rogers, AR-MO [22220]	2	4	0.4%
Rochester, NY [40380]	2	4	0.4%
Indianapolis-Carmel, IN [26900]	2	3	0.4%
Salt Lake City, UT [41620]	2	3	0.4%
Birmingham-Hoover, AL [13820]	2	3	0.4%
Orlando-Kissimmee, FL [36740]	2	3	0.4%
Greeley, CO [24540]	2	3	0.4%
Washington-Arlington-Alexandria, DC-VA-MD-WV [47900]	2	2	0.4%
Lancaster, PA [29540]	2	2	0.4%
Kalamazoo-Portage, MI [28020]	2	2	0.4%
St. Louis, MO-IL [41180]	2	2	0.4%
Buffalo-Niagara Falls, NY [15380]	2	2	0.4%
Bakersfield, CA [12540]	2	2	0.4%
Toledo, OH [45780]	2	2	0.4%
Flint, MI [22420]	2	1	0.4%
Topeka, KS [45820]	2	1	0.4%
Lakeland, FL [29460]	2	1	0.4%

> MISCELLANEOUS HARDWARE (E.G., BUSHING, CARPET FASTENER, CASTER, DOOR CLOSER, PANEL HANGER, ATTACHABLE OR ADJUNCT HANDLE, HINGE, WINDOW SASH BALANCE, ETC.) [16 ]

Metro Region	Patents	Inventors	% Of Class
Chicago-Naperville-Joliet, IL-IN-WI [16980]	22	17	10.2%
Detroit-Warren-Livonia, MI [19820]	19	27	8.8%
San Francisco-Oakland-Fremont, CA [41860]	12	11	5.6%
New York-Northern New Jersey-Long Island, NY-NJ-PA [35620]	11	12	5.1%
Bridgeport-Stamford-Norwalk, CT [14860]	10	3	4.6%
Racine, WI [39540]	10	2	4.6%
Philadelphia-Camden-Wilmington, PA-NJ-DE-MD [37980]	8	6	3.7%
San Diego-Carlsbad-San Marcos, CA [41740]	7	9	3.2%
Madison, WI [31540]	6	7	2.8%
New Haven-Milford, CT [35300]	6	5	2.8%
Atlanta-Sandy Springs-Marietta, GA [12060]	5	8	2.3%
Dallas-Fort Worth-Arlington, TX [19100]	5	6	2.3%
Akron, OH [10420]	5	4	2.3%
Denver-Aurora, CO [19740]	4	7	1.9%
Pittsburgh, PA [38300]	4	6	1.9%
Milwaukee-Waukesha-West Allis, WI [33340]	4	5	1.9%
Austin-Round Rock, TX [12420]	4	3	1.9%
Eau Claire, WI [20740]	4	3	1.9%
Boulder, CO [14500]	3	6	1.4%
Tampa-St. Petersburg-Clearwater, FL [45300]	3	5	1.4%
Houston-Sugar Land-Baytown, TX [26420]	3	4	1.4%
Cape Coral-Fort Myers, FL [15980]	3	4	1.4%
Greeley, CO [24540]	3	4	1.4%
Charlotte-Gastonia-Concord, NC-SC [16740]	3	4	1.4%
St. Louis, MO-IL [41180]	3	4	1.4%
Miami-Fort Lauderdale-Pompano Beach, FL [33100]	3	4	1.4%
Boston-Cambridge-Quincy, MA-NH [14460]	3	3	1.4%
Naples-Marco Island, FL [34940]	3	3	1.4%
Seattle-Tacoma-Bellevue, WA [42660]	3	3	1.4%
Cincinnati-Middletown, OH-KY-IN [17140]	3	3	1.4%
Toledo, OH [45780]	3	2	1.4%
Rochester, NY [40380]	2	5	0.9%

Winston-Salem, NC [49180]	2	4	0.9%
Minneapolis-St. Paul-Bloomington, MN-WI [33460]	2	4	0.9%
Phoenix-Mesa-Scottsdale, AZ [38060]	2	4	0.9%
Oxnard-Thousand Oaks-Ventura, CA [37100]	2	3	0.9%
Lancaster, PA [29540]	2	3	0.9%
Cleveland-Elyria-Mentor, OH [17460]	2	3	0.9%
Fort Collins-Loveland, CO [22660]	2	3	0.9%
Greensboro-High Point, NC [24660]	2	3	0.9%
Las Vegas-Paradise, NV [29820]	2	3	0.9%
Indianapolis-Carmel, IN [26900]	2	3	0.9%
Riverside-San Bernardino-Ontario, CA [40140]	2	2	0.9%
Baltimore-Towson, MD [12580]	2	2	0.9%
Durham, NC [20500]	2	2	0.9%
Pensacola-Ferry Pass-Brent, FL [37860]	2	2	0.9%
Scranton--Wilkes-Barre, PA [42540]	2	2	0.9%
Flint, MI [22420]	2	2	0.9%
Chattanooga, TN-GA [16860]	2	2	0.9%
Jackson, MI [27100]	2	2	0.9%
Reading, PA [39740]	2	1	0.9%
Birmingham-Hoover, AL [13820]	2	1	0.9%
Modesto, CA [33700]	2	1	0.9%
Stockton, CA [44700]	2	1	0.9%

> TEXTILES: FIBER PREPARATION [19 ] - {37} : (24)

Metro Region	Patents	Inventors	% Of Class
Savannah, GA [42340]	7	5	18.9%
Philadelphia-Camden-Wilmington, PA-NJ-DE-MD [37980]	6	9	16.2%
Corpus Christi, TX [18580]	4	1	10.8%
Durham, NC [20500]	3	2	8.1%
Wilmington, NC [48900]	3	2	8.1%
Raleigh-Cary, NC [39580]	3	2	8.1%
Lubbock, TX [31180]	2	2	5.4%
Columbus, GA-AL [17980]	2	2	5.4%
Charlotte-Gastonia-Concord, NC-SC [16740]	2	2	5.4%
Fresno, CA [23420]	2	1	5.4%

> BUCKLES, BUTTONS, CLASPS, ETC. [24 ] - {243} : (84)

Metro Region	Patents	Inventors	% Of Class
Chicago-Naperville-Joliet, IL-IN-WI [16980]	40	56	16.5%
New York-Northern New Jersey-Long Island, NY-NJ-PA [35620]	33	31	13.6%
Denver-Aurora, CO [19740]	13	15	5.3%
San Francisco-Oakland-Fremont, CA [41860]	11	8	4.5%
Dallas-Fort Worth-Arlington, TX [19100]	8	12	3.3%
San Diego-Carlsbad-San Marcos, CA [41740]	8	8	3.3%
Detroit-Warren-Livonia, MI [19820]	7	9	2.9%
Atlanta-Sandy Springs-Marietta, GA [12060]	7	9	2.9%
Philadelphia-Camden-Wilmington, PA-NJ-DE-MD [37980]	6	6	2.5%
Miami-Fort Lauderdale-Pompano Beach, FL [33100]	6	5	2.5%
Minneapolis-St. Paul-Bloomington, MN-WI [33460]	6	5	2.5%
Cleveland-Elyria-Mentor, OH [17460]	6	5	2.5%
Seattle-Tacoma-Bellevue, WA [42660]	5	8	2.1%
Charlotte-Gastonia-Concord, NC-SC [16740]	5	7	2.1%
Boston-Cambridge-Quincy, MA-NH [14460]	5	5	2.1%
Washington-Arlington-Alexandria, DC-VA-MD-WV [47900]	5	4	2.1%
Akron, OH [10420]	5	3	2.1%
Santa Rosa-Petaluma, CA [42220]	5	1	2.1%
Austin-Round Rock, TX [12420]	4	7	1.6%

Portland-Vancouver-Beaverton, OR-WA [38900]	4	5	1.6%
Memphis, TN-MS-AR [32820]	4	3	1.6%
Milwaukee-Waukesha-West Allis, WI [33340]	4	2	1.6%
Indianapolis-Carmel, IN [26900]	3	7	1.2%
Kansas City, MO-KS [28140]	3	3	1.2%
Oxnard-Thousand Oaks-Ventura, CA [37100]	3	3	1.2%
Springfield, MA [44140]	3	1	1.2%
Spokane, WA [44060]	2	4	0.8%
San Jose-Sunnyvale-Santa Clara, CA [41940]	2	4	0.8%
Phoenix-Mesa-Scottsdale, AZ [38060]	2	4	0.8%
Jacksonville, FL [27260]	2	3	0.8%
Salt Lake City, UT [41620]	2	3	0.8%
Worcester, MA [49340]	2	2	0.8%
Saginaw-Saginaw Township North, MI [40980]	2	2	0.8%
Gainesville, GA [23580]	2	2	0.8%
Boulder, CO [14500]	2	2	0.8%
St. Louis, MO-IL [41180]	2	2	0.8%
Allentown-Bethlehem-Easton, PA-NJ [10900]	2	2	0.8%
Deltona-Daytona Beach-Ormond Beach, FL [19660]	2	2	0.8%
Riverside-San Bernardino-Ontario, CA [40140]	2	2	0.8%
Nashville-Davidson--Murfreesboro--Franklin, TN [34980]	2	2	0.8%
Toledo, OH [45780]	2	2	0.8%
Orlando-Kissimmee, FL [36740]	2	2	0.8%
Baton Rouge, LA [12940]	2	2	0.8%
Ann Arbor, MI [11460]	2	1	0.8%
Houston-Sugar Land-Baytown, TX [26420]	2	1	0.8%

> TEXTILES: CLOTH FINISHING [26 ] - {29} : (23)

Metro Region	Patents	Inventors	% Of Class
New York-Northern New Jersey-Long Island, NY-NJ-PA [35620]	6	3	20.7%
Atlanta-Sandy Springs-Marietta, GA [12060]	4	4	13.8%
Spartanburg, SC [43900]	3	7	10.3%
Minneapolis-St. Paul-Bloomington, MN-WI [33460]	3	2	10.3%
Boston-Cambridge-Quincy, MA-NH [14460]	2	6	6.9%
Charlotte-Gastonia-Concord, NC-SC [16740]	2	3	6.9%
Greenville-Mauldin-Easley, SC [24860]	2	3	6.9%
Greensboro-High Point, NC [24660]	2	2	6.9%

> UNDERTAKING [27 ] - {160} : (69)

Metro Region	Patents	Inventors	% Of Class
Cincinnati-Middletown, OH-KY-IN [17140]	53	39	33.1%
Indianapolis-Carmel, IN [26900]	12	8	7.5%
Riverside-San Bernardino-Ontario, CA [40140]	9	4	5.6%
Dallas-Fort Worth-Arlington, TX [19100]	8	6	5%
New York-Northern New Jersey-Long Island, NY-NJ-PA [35620]	5	8	3.1%
Toledo, OH [45780]	5	5	3.1%
Philadelphia-Camden-Wilmington, PA-NJ-DE-MD [37980]	4	5	2.5%
Detroit-Warren-Livonia, MI [19820]	3	8	1.9%
Chicago-Naperville-Joliet, IL-IN-WI [16980]	3	4	1.9%
Phoenix-Mesa-Scottsdale, AZ [38060]	3	4	1.9%
Baltimore-Towson, MD [12580]	3	3	1.9%
Atlanta-Sandy Springs-Marietta, GA [12060]	3	3	1.9%
Miami-Fort Lauderdale-Pompano Beach, FL [33100]	3	2	1.9%
Muskegon-Norton Shores, MI [34740]	3	2	1.9%
Grand Rapids-Wyoming, MI [24340]	3	1	1.9%
Davenport-Moline-Rock Island, IA-IL [19340]	2	3	1.3%
Akron, OH [10420]	2	3	1.3%

Orlando-Kissimmee, FL [36740]	2	2	1.3%
Boise City-Nampa, ID [14260]	2	2	1.3%
Pittsburgh, PA [38300]	2	2	1.3%
Washington-Arlington-Alexandria, DC-VA-MD-WV [47900]	2	2	1.3%
Milwaukee-Waukesha-West Allis, WI [33340]	2	2	1.3%
Dayton, OH [19380]	2	2	1.3%
San Jose-Sunnyvale-Santa Clara, CA [41940]	2	2	1.3%
Tampa-St. Petersburg-Clearwater, FL [45300]	2	2	1.3%
New Orleans-Metairie-Kenner, LA [35380]	2	1	1.3%
Seattle-Tacoma-Bellevue, WA [42660]	2	1	1.3%
Blacksburg-Christiansburg-Radford, VA [13980]	2	1	1.3%
College Station-Bryan, TX [17780]	2	1	1.3%
Bremerton-Silverdale, WA [14740]	2	1	1.3%
Roanoke, VA [40220]	2	1	1.3%
Niles-Benton Harbor, MI [35660]	2	1	1.3%
York-Hanover, PA [49620]	2	1	1.3%

> METAL WORKING [29 ] - {363} : (109)

Metro Region	Patents	Inventors	% Of Class
San Jose-Sunnyvale-Santa Clara, CA [41940]	40	54	11%
Greenville-Mauldin-Easley, SC [24860]	29	43	8%
San Francisco-Oakland-Fremont, CA [41860]	27	28	7.4%
Durham, NC [20500]	20	25	5.5%
Minneapolis-St. Paul-Bloomington, MN-WI [33460]	19	17	5.2%
Detroit-Warren-Livonia, MI [19820]	18	34	5%
Raleigh-Cary, NC [39580]	17	20	4.7%
New York-Northern New Jersey-Long Island, NY-NJ-PA [35620]	15	22	4.1%
Portland-Vancouver-Beaverton, OR-WA [38900]	15	17	4.1%
Spartanburg, SC [43900]	15	11	4.1%
Seattle-Tacoma-Bellevue, WA [42660]	14	19	3.9%
Phoenix-Mesa-Scottsdale, AZ [38060]	13	15	3.6%
Boston-Cambridge-Quincy, MA-NH [14460]	12	14	3.3%
Albany-Schenectady-Troy, NY [10580]	11	15	3%
Cincinnati-Middletown, OH-KY-IN [17140]	10	18	2.8%
Chicago-Naperville-Joliet, IL-IN-WI [16980]	9	13	2.5%
Rochester, NY [40380]	8	14	2.2%
Philadelphia-Camden-Wilmington, PA-NJ-DE-MD [37980]	8	8	2.2%
San Diego-Carlsbad-San Marcos, CA [41740]	7	13	1.9%
Greensboro-High Point, NC [24660]	6	9	1.7%
Denver-Aurora, CO [19740]	6	9	1.7%
Cleveland-Elyria-Mentor, OH [17460]	6	9	1.7%
Boulder, CO [14500]	6	8	1.7%
Grand Rapids-Wyoming, MI [24340]	6	4	1.7%
Burlington-South Burlington, VT [15540]	5	10	1.4%
Atlanta-Sandy Springs-Marietta, GA [12060]	5	10	1.4%
Hartford-West Hartford-East Hartford, CT [25540]	5	8	1.4%
Miami-Fort Lauderdale-Pompano Beach, FL [33100]	5	7	1.4%
Akron, OH [10420]	5	6	1.4%
Greeley, CO [24540]	5	5	1.4%
Albuquerque, NM [10740]	4	13	1.1%
Virginia Beach-Norfolk-Newport News, VA-NC [47260]	4	12	1.1%
Buffalo-Niagara Falls, NY [15380]	4	9	1.1%
Dallas-Fort Worth-Arlington, TX [19100]	4	8	1.1%
Oxnard-Thousand Oaks-Ventura, CA [37100]	4	6	1.1%
Fort Collins-Loveland, CO [22660]	4	4	1.1%
Richmond, VA [40060]	4	4	1.1%
Rockford, IL [40420]	4	3	1.1%
Columbus, OH [18140]	3	8	0.8%
Orlando-Kissimmee, FL [36740]	3	7	0.8%
State College, PA [44300]	3	6	0.8%
St. Louis, MO-IL [41180]	3	5	0.8%



Manchester-Nashua, NH [31700]	3	5	0.8%
Indianapolis-Carmel, IN [26900]	3	3	0.8%
Riverside-San Bernardino-Ontario, CA [40140]	3	3	0.8%
Springfield, MA [44140]	3	3	0.8%
Santa Cruz-Watsonville, CA [42100]	3	3	0.8%
Columbia, SC [17900]	3	2	0.8%
Allentown-Bethlehem-Easton, PA-NJ [10900]	3	2	0.8%
Kingston, NY [28740]	3	1	0.8%
Lynchburg, VA [31340]	2	5	0.6%
Peoria, IL [37900]	2	5	0.6%
Reno-Sparks, NV [39900]	2	5	0.6%
Washington-Arlington-Alexandria, DC-VA-MD-WV [47900]	2	5	0.6%
Myrtle Beach-Conway-North Myrtle Beach, SC [34820]	2	4	0.6%
Ann Arbor, MI [11460]	2	4	0.6%
New Haven-Milford, CT [35300]	2	4	0.6%
Milwaukee-Waukesha-West Allis, WI [33340]	2	3	0.6%
Palm Bay-Melbourne-Titusville, FL [37340]	2	3	0.6%
Pittsburgh, PA [38300]	2	2	0.6%
Port St. Lucie, FL [38940]	2	2	0.6%
South Bend-Mishawaka, IN-MI [43780]	2	2	0.6%
Baltimore-Towson, MD [12580]	2	2	0.6%
Cedar Rapids, IA [16300]	2	2	0.6%
Charlottesville, VA [16820]	2	2	0.6%
Worcester, MA [49340]	2	2	0.6%
Joplin, MO [27900]	2	2	0.6%
Flint, MI [22420]	2	2	0.6%
Tampa-St. Petersburg-Clearwater, FL [45300]	2	2	0.6%
Deltona-Daytona Beach-Ormond Beach, FL [19660]	2	1	0.6%
Burlington, NC [15500]	2	1	0.6%
Winston-Salem, NC [49180]	2	1	0.6%

> CUTLERY [30 ] - {190} : (59)

Metro Region	Patents	Inventors	% Of Class
Boston-Cambridge-Quincy, MA-NH [14460]	47	61	24.7%
New Haven-Milford, CT [35300]	31	23	16.3%
Bridgeport-Stamford-Norwalk, CT [14860]	23	15	12.1%
New York-Northern New Jersey-Long Island, NY-NJ-PA [35620]	16	14	8.4%
Providence-New Bedford-Fall River, RI-MA [39300]	12	9	6.3%
Chicago-Naperville-Joliet, IL-IN-WI [16980]	10	18	5.3%
Miami-Fort Lauderdale-Pompano Beach, FL [33100]	9	4	4.7%
San Francisco-Oakland-Fremont, CA [41860]	7	6	3.7%
Philadelphia-Camden-Wilmington, PA-NJ-DE-MD [37980]	6	5	3.2%
San Diego-Carlsbad-San Marcos, CA [41740]	5	5	2.6%
San Jose-Sunnyvale-Santa Clara, CA [41940]	5	5	2.6%
Cleveland-Elyria-Mentor, OH [17460]	5	4	2.6%
Worcester, MA [49340]	5	3	2.6%
Atlanta-Sandy Springs-Marietta, GA [12060]	4	3	2.1%
Minneapolis-St. Paul-Bloomington, MN-WI [33460]	3	7	1.6%
Milwaukee-Waukesha-West Allis, WI [33340]	3	7	1.6%
Greeley, CO [24540]	3	6	1.6%
Boulder, CO [14500]	3	6	1.6%
Racine, WI [39540]	3	5	1.6%
Manchester-Nashua, NH [31700]	3	5	1.6%
Houston-Sugar Land-Baytown, TX [26420]	3	4	1.6%
Baltimore-Towson, MD [12580]	3	4	1.6%
Dallas-Fort Worth-Arlington, TX [19100]	3	4	1.6%
Detroit-Warren-Livonia, MI [19820]	3	3	1.6%
Riverside-San Bernardino-Ontario, CA [40140]	3	3	1.6%
Fort Collins-Loveland, CO [22660]	2	5	1.1%
Cincinnati-Middletown, OH-KY-IN [17140]	2	3	1.1%
Denver-Aurora, CO [19740]	2	3	1.1%

Las Vegas-Paradise, NV [29820]	2	3	1.1%
Washington-Arlington-Alexandria, DC-VA-MD-WV [47900]	2	3	1.1%
Seattle-Tacoma-Bellevue, WA [42660]	2	2	1.1%
Columbus, OH [18140]	2	1	1.1%

> GEOMETRICAL INSTRUMENTS [33 ] - {100} : (57)

Metro Region	Patents	Inventors	% Of Class
San Jose-Sunnyvale-Santa Clara, CA [41940]	11	13	11%
San Francisco-Oakland-Fremont, CA [41860]	10	19	10%
New York-Northern New Jersey-Long Island, NY-NJ-PA [35620]	8	11	8%
Miami-Fort Lauderdale-Pompano Beach, FL [33100]	7	6	7%
Boston-Cambridge-Quincy, MA-NH [14460]	6	9	6%
Chicago-Naperville-Joliet, IL-IN-WI [16980]	5	9	5%
Dallas-Fort Worth-Arlington, TX [19100]	4	3	4%
Detroit-Warren-Livonia, MI [19820]	3	4	3%
Riverside-San Bernardino-Ontario, CA [40140]	3	3	3%
Seattle-Tacoma-Bellevue, WA [42660]	3	3	3%
Portland-Vancouver-Beaverton, OR-WA [38900]	3	3	3%
Rockford, IL [40420]	2	9	2%
Fort Wayne, IN [23060]	2	3	2%
Santa Cruz-Watsonville, CA [42100]	2	2	2%
Houston-Sugar Land-Baytown, TX [26420]	2	2	2%
Grand Rapids-Wyoming, MI [24340]	2	2	2%
Minneapolis-St. Paul-Bloomington, MN-WI [33460]	2	2	2%
Oxnard-Thousand Oaks-Ventura, CA [37100]	2	2	2%
San Diego-Carlsbad-San Marcos, CA [41740]	2	2	2%
Atlanta-Sandy Springs-Marietta, GA [12060]	2	2	2%
Sacramento--Arden-Arcade--Roseville, CA [40900]	2	2	2%
Indianapolis-Carmel, IN [26900]	2	2	2%
Las Vegas-Paradise, NV [29820]	2	2	2%
Redding, CA [39820]	2	2	2%
Philadelphia-Camden-Wilmington, PA-NJ-DE-MD [37980]	2	2	2%
Yakima, WA [49420]	2	1	2%
Toledo, OH [45780]	2	1	2%

> DRYING AND GAS OR VAPOR CONTACT WITH SOLIDS [34 ] - {134} : (78)

Metro Region	Patents	Inventors	% Of Class
New York-Northern New Jersey-Long Island, NY-NJ-PA [35620]	12	18	9%
Boston-Cambridge-Quincy, MA-NH [14460]	11	7	8.2%
San Francisco-Oakland-Fremont, CA [41860]	10	9	7.5%
Worcester, MA [49340]	10	1	7.5%
San Jose-Sunnyvale-Santa Clara, CA [41940]	8	21	6%
Chicago-Naperville-Joliet, IL-IN-WI [16980]	7	9	5.2%
Manchester-Nashua, NH [31700]	7	1	5.2%
Miami-Fort Lauderdale-Pompano Beach, FL [33100]	6	8	4.5%
Santa Cruz-Watsonville, CA [42100]	5	3	3.7%
Rochester, NY [40380]	4	7	3%
San Diego-Carlsbad-San Marcos, CA [41740]	4	6	3%
Philadelphia-Camden-Wilmington, PA-NJ-DE-MD [37980]	4	4	3%
Atlanta-Sandy Springs-Marietta, GA [12060]	4	3	3%
Bridgeport-Stamford-Norwalk, CT [14860]	3	4	2.2%
Grand Rapids-Wyoming, MI [24340]	3	4	2.2%
Tampa-St. Petersburg-Clearwater, FL [45300]	3	3	2.2%
Oxnard-Thousand Oaks-Ventura, CA [37100]	3	3	2.2%
Spokane, WA [44060]	3	2	2.2%
Roanoke, VA [40220]	2	8	1.5%
Cincinnati-Middletown, OH-KY-IN [17140]	2	5	1.5%

Racine, WI [39540]	2	4	1.5%
Cleveland-Elyria-Mentor, OH [17460]	2	3	1.5%
Detroit-Warren-Livonia, MI [19820]	2	3	1.5%
Washington-Arlington-Alexandria, DC-VA-MD-WV [47900]	2	3	1.5%
Indianapolis-Carmel, IN [26900]	2	3	1.5%
Allentown-Bethlehem-Easton, PA-NJ [10900]	2	2	1.5%
Seattle-Tacoma-Bellevue, WA [42660]	2	2	1.5%
Baltimore-Towson, MD [12580]	2	2	1.5%
Hartford-West Hartford-East Hartford, CT [25540]	2	2	1.5%
Phoenix-Mesa-Scottsdale, AZ [38060]	2	2	1.5%
New Haven-Milford, CT [35300]	2	2	1.5%
Las Cruces, NM [29740]	2	1	1.5%
El Paso, TX [21340]	2	1	1.5%

> BOOTS, SHOES, AND LEGGINGS [36 ] - {1010} : (116)

Metro Region	Patents	Inventors	% Of Class
Portland-Vancouver-Beaverton, OR-WA [38900]	390	274	38.6%
Boston-Cambridge-Quincy, MA-NH [14460]	147	124	14.6%
New York-Northern New Jersey-Long Island, NY-NJ-PA [35620]	67	67	6.6%
Providence-New Bedford-Fall River, RI-MA [39300]	42	16	4.2%
Worcester, MA [49340]	35	12	3.5%
Miami-Fort Lauderdale-Pompano Beach, FL [33100]	26	21	2.6%
San Francisco-Oakland-Fremont, CA [41860]	25	15	2.5%
Grand Rapids-Wyoming, MI [24340]	25	11	2.5%
Greensboro-High Point, NC [24660]	23	2	2.3%
Philadelphia-Camden-Wilmington, PA-NJ-DE-MD [37980]	19	23	1.9%
Seattle-Tacoma-Bellevue, WA [42660]	19	17	1.9%
Washington-Arlington-Alexandria, DC-VA-MD-WV [47900]	17	16	1.7%
Denver-Aurora, CO [19740]	14	9	1.4%
San Diego-Carlsbad-San Marcos, CA [41740]	13	21	1.3%
Riverside-San Bernardino-Ontario, CA [40140]	13	7	1.3%
Bridgeport-Stamford-Norwalk, CT [14860]	13	6	1.3%
Chicago-Naperville-Joliet, IL-IN-WI [16980]	12	10	1.2%
St. Louis, MO-IL [41180]	12	6	1.2%
Barnstable Town, MA [12700]	12	3	1.2%
Oxnard-Thousand Oaks-Ventura, CA [37100]	11	10	1.1%
Detroit-Warren-Livonia, MI [19820]	10	6	1%
Albuquerque, NM [10740]	9	3	0.9%
Nashville-Davidson--Murfreesboro--Franklin, TN [34980]	8	11	0.8%
Memphis, TN-MS-AR [32820]	8	11	0.8%
Boulder, CO [14500]	8	5	0.8%
Burlington-South Burlington, VT [15540]	8	5	0.8%
Minneapolis-St. Paul-Bloomington, MN-WI [33460]	8	4	0.8%
Allentown-Bethlehem-Easton, PA-NJ [10900]	8	3	0.8%
Atlanta-Sandy Springs-Marietta, GA [12060]	7	5	0.7%
Kansas City, MO-KS [28140]	7	4	0.7%
New Haven-Milford, CT [35300]	7	4	0.7%
Greeley, CO [24540]	7	3	0.7%
Davenport-Moline-Rock Island, IA-IL [19340]	7	1	0.7%
Phoenix-Mesa-Scottsdale, AZ [38060]	6	6	0.6%
Salt Lake City, UT [41620]	6	6	0.6%
Dallas-Fort Worth-Arlington, TX [19100]	6	6	0.6%
Columbus, OH [18140]	6	4	0.6%
Knoxville, TN [28940]	6	3	0.6%
Cincinnati-Middletown, OH-KY-IN [17140]	5	7	0.5%
Baltimore-Towson, MD [12580]	5	7	0.5%
Houston-Sugar Land-Baytown, TX [26420]	5	4	0.5%
Lansing-East Lansing, MI [29620]	5	2	0.5%
Fort Collins-Loveland, CO [22660]	5	2	0.5%
Durham, NC [20500]	4	4	0.4%
Raleigh-Cary, NC [39580]	4	4	0.4%

Indianapolis-Carmel, IN [26900]	4	4	0.4%
Las Vegas-Paradise, NV [29820]	4	4	0.4%
Killeen-Temple-Fort Hood, TX [28660]	4	3	0.4%
Trenton-Ewing, NJ [45940]	4	1	0.4%
Bellingham, WA [13380]	3	5	0.3%
San Jose-Sunnyvale-Santa Clara, CA [41940]	3	4	0.3%
Santa Cruz-Watsonville, CA [42100]	3	4	0.3%
Palm Bay-Melbourne-Titusville, FL [37340]	3	3	0.3%
Orlando-Kissimmee, FL [36740]	3	3	0.3%
Buffalo-Niagara Falls, NY [15380]	3	3	0.3%
Waco, TX [47380]	3	3	0.3%
Tulsa, OK [46140]	3	3	0.3%
Ogden-Clearfield, UT [36260]	3	2	0.3%
Eugene-Springfield, OR [21660]	3	2	0.3%
Clarksville, TN-KY [17300]	3	2	0.3%
Tampa-St. Petersburg-Clearwater, FL [45300]	2	5	0.2%
Pittsburgh, PA [38300]	2	4	0.2%
Winston-Salem, NC [49180]	2	3	0.2%
Topeka, KS [45820]	2	2	0.2%
Richmond, VA [40060]	2	2	0.2%
Greenville-Mauldin-Easley, SC [24860]	2	2	0.2%
Springfield, MA [44140]	2	2	0.2%
Manchester-Nashua, NH [31700]	2	2	0.2%
Boise City-Nampa, ID [14260]	2	2	0.2%
Albany-Schenectady-Troy, NY [10580]	2	2	0.2%
Binghamton, NY [13780]	2	2	0.2%
Reno-Sparks, NV [39900]	2	1	0.2%
Punta Gorda, FL [39460]	2	1	0.2%
Rockford, IL [40420]	2	1	0.2%
Charlottesville, VA [16820]	2	1	0.2%
Norwich-New London, CT [35980]	2	1	0.2%

> TEXTILES: IRONING OR SMOOTHING [38 ] - {41} : (19)

Metro Region	Patents	Inventors	% Of Class
New York-Northern New Jersey-Long Island, NY-NJ-PA [35620]	9	10	22%
Miami-Fort Lauderdale-Pompano Beach, FL [33100]	6	5	14.6%
Cincinnati-Middletown, OH-KY-IN [17140]	4	6	9.8%
Chicago-Naperville-Joliet, IL-IN-WI [16980]	4	5	9.8%
Philadelphia-Camden-Wilmington, PA-NJ-DE-MD [37980]	2	2	4.9%
San Francisco-Oakland-Fremont, CA [41860]	2	2	4.9%
Augusta-Richmond County, GA-SC [12260]	2	1	4.9%
Seattle-Tacoma-Bellevue, WA [42660]	2	1	4.9%

> CARD, PICTURE, OR SIGN EXHIBITING [40 ] - {29} : (27)

Metro Region	Patents	Inventors	% Of Class
New York-Northern New Jersey-Long Island, NY-NJ-PA [35620]	5	3	17.2%
Detroit-Warren-Livonia, MI [19820]	3	4	10.3%
Salt Lake City, UT [41620]	3	2	10.3%

> FIREARMS [42 ] - {982} : (165)

Metro Region	Patents	Inventors	% Of Class
Washington-Arlington-Alexandria, DC-VA-MD-WV [47900]	49	42	5%

Phoenix-Mesa-Scottsdale, AZ [38060]	49	42	5%
New York-Northern New Jersey-Long Island, NY-NJ-PA [35620]	46	48	4.7%
Springfield, MA [44140]	42	22	4.3%
Jacksonville, FL [27260]	42	12	4.3%
Boston-Cambridge-Quincy, MA-NH [14460]	34	23	3.5%
Denver-Aurora, CO [19740]	26	16	2.6%
Boise City-Nampa, ID [14260]	25	13	2.5%
Boulder, CO [14500]	25	8	2.5%
New Haven-Milford, CT [35300]	24	15	2.4%
Prescott, AZ [39140]	24	7	2.4%
Atlanta-Sandy Springs-Marietta, GA [12060]	23	27	2.3%
Greeley, CO [24540]	23	8	2.3%
Hartford-West Hartford-East Hartford, CT [25540]	22	18	2.2%
Miami-Fort Lauderdale-Pompano Beach, FL [33100]	22	15	2.2%
Seattle-Tacoma-Bellevue, WA [42660]	21	19	2.1%
Philadelphia-Camden-Wilmington, PA-NJ-DE-MD [37980]	18	14	1.8%
Columbia, MO [17860]	18	13	1.8%
San Luis Obispo-Paso Robles, CA [42020]	16	4	1.6%
San Francisco-Oakland-Fremont, CA [41860]	15	13	1.5%
Fort Collins-Loveland, CO [22660]	15	4	1.5%
Portland-Vancouver-Beaverton, OR-WA [38900]	14	21	1.4%
Palm Bay-Melbourne-Titusville, FL [37340]	14	9	1.4%
Milwaukee-Waukesha-West Allis, WI [33340]	14	6	1.4%
Augusta-Richmond County, GA-SC [12260]	14	3	1.4%
Provo-Orem, UT [39340]	13	16	1.3%
San Diego-Carlsbad-San Marcos, CA [41740]	13	16	1.3%
Cleveland-Elyria-Mentor, OH [17460]	13	13	1.3%
Rochester, NY [40380]	13	10	1.3%
Baltimore-Towson, MD [12580]	13	10	1.3%
Detroit-Warren-Livonia, MI [19820]	12	8	1.2%
Ogden-Clearfield, UT [36260]	12	6	1.2%
Cape Coral-Fort Myers, FL [15980]	12	5	1.2%
Chicago-Naperville-Joliet, IL-IN-WI [16980]	11	20	1.1%
Dallas-Fort Worth-Arlington, TX [19100]	11	14	1.1%
Tucson, AZ [46060]	11	13	1.1%
San Jose-Sunnyvale-Santa Clara, CA [41940]	11	8	1.1%
Cincinnati-Middletown, OH-KY-IN [17140]	10	7	1%
Albuquerque, NM [10740]	10	6	1%
San Antonio, TX [41700]	9	10	0.9%
Nashville-Davidson--Murfreesboro--Franklin, TN [34980]	9	9	0.9%
St. Louis, MO-IL [41180]	9	8	0.9%
Pittsburgh, PA [38300]	9	7	0.9%
Savannah, GA [42340]	9	6	0.9%
Bridgeport-Stamford-Norwalk, CT [14860]	9	4	0.9%
Portland-South Portland-Biddeford, ME [38860]	9	3	0.9%
Providence-New Bedford-Fall River, RI-MA [39300]	8	12	0.8%
Riverside-San Bernardino-Ontario, CA [40140]	8	8	0.8%
Manchester-Nashua, NH [31700]	8	7	0.8%
Indianapolis-Carmel, IN [26900]	8	7	0.8%
Austin-Round Rock, TX [12420]	8	7	0.8%
Las Vegas-Paradise, NV [29820]	8	6	0.8%
Orlando-Kissimmee, FL [36740]	8	4	0.8%
Wilmington, NC [48900]	8	2	0.8%
Columbia, SC [17900]	7	13	0.7%
Davenport-Moline-Rock Island, IA-IL [19340]	7	10	0.7%
Minneapolis-St. Paul-Bloomington, MN-WI [33460]	7	9	0.7%
Virginia Beach-Norfolk-Newport News, VA-NC [47260]	7	9	0.7%
Kingsport-Bristol-Bristol, TN-VA [28700]	7	6	0.7%
Colorado Springs, CO [17820]	7	4	0.7%
Deltona-Daytona Beach-Ormond Beach, FL [19660]	7	4	0.7%
Tampa-St. Petersburg-Clearwater, FL [45300]	6	6	0.6%
Ann Arbor, MI [11460]	6	6	0.6%
Houston-Sugar Land-Baytown, TX [26420]	6	6	0.6%
Richmond, VA [40060]	6	4	0.6%
Salt Lake City, UT [41620]	6	3	0.6%

Wichita, KS [48620]	6	2	0.6%
Akron, OH [10420]	5	5	0.5%
Eugene-Springfield, OR [21660]	5	4	0.5%
Oxnard-Thousand Oaks-Ventura, CA [37100]	5	4	0.5%
Fayetteville-Springdale-Rogers, AR-MO [22220]	5	4	0.5%
Tulsa, OK [46140]	5	3	0.5%
Charlottesville, VA [16820]	5	3	0.5%
York-Hanover, PA [49620]	4	6	0.4%
Oklahoma City, OK [36420]	4	5	0.4%
Allentown-Bethlehem-Easton, PA-NJ [10900]	4	5	0.4%
Port St. Lucie, FL [38940]	4	4	0.4%
Kansas City, MO-KS [28140]	4	4	0.4%
Spokane, WA [44060]	4	4	0.4%
Greensboro-High Point, NC [24660]	4	3	0.4%
Burlington, NC [15500]	4	3	0.4%
Omaha-Council Bluffs, NE-IA [36540]	4	3	0.4%
Naples-Marco Island, FL [34940]	4	2	0.4%
Syracuse, NY [45060]	4	2	0.4%
Lexington-Fayette, KY [30460]	3	6	0.3%
Memphis, TN-MS-AR [32820]	3	5	0.3%
Bloomington, IN [14020]	3	5	0.3%
Albany-Schenectady-Troy, NY [10580]	3	5	0.3%
Medford, OR [32780]	3	4	0.3%
Fayetteville, NC [22180]	3	4	0.3%
Modesto, CA [33700]	3	4	0.3%
Pueblo, CO [39380]	3	3	0.3%
Sacramento--Arden-Arcade--Roseville, CA [40900]	3	3	0.3%
Utica-Rome, NY [46540]	3	3	0.3%
Salem, OR [41420]	3	3	0.3%
Sioux Falls, SD [43620]	3	2	0.3%
Louisville/Jefferson County, KY-IN [31140]	3	2	0.3%
Jackson, MI [27100]	3	2	0.3%
Eau Claire, WI [20740]	3	2	0.3%
Madison, WI [31540]	3	2	0.3%
Yuma, AZ [49740]	3	1	0.3%
Buffalo-Niagara Falls, NY [15380]	2	5	0.2%
Knoxville, TN [28940]	2	3	0.2%
Visalia-Porterville, CA [47300]	2	3	0.2%
Laredo, TX [29700]	2	3	0.2%
South Bend-Mishawaka, IN-MI [43780]	2	3	0.2%
New Orleans-Metairie-Kenner, LA [35380]	2	3	0.2%
Stockton, CA [44700]	2	2	0.2%
Durham, NC [20500]	2	2	0.2%
Springfield, MO [44180]	2	2	0.2%
Little Rock-North Little Rock-Conway, AR [30780]	2	2	0.2%
Abilene, TX [10180]	2	2	0.2%
Lincoln, NE [30700]	2	2	0.2%
Clarksville, TN-KY [17300]	2	2	0.2%
Bend, OR [13460]	2	2	0.2%
Lansing-East Lansing, MI [29620]	2	2	0.2%
Anchorage, AK [11260]	2	2	0.2%
Baton Rouge, LA [12940]	2	2	0.2%
Bellingham, WA [13380]	2	2	0.2%
Bremerton-Silverdale, WA [14740]	2	2	0.2%
Salinas, CA [41500]	2	2	0.2%
Mobile, AL [33660]	2	2	0.2%
Toledo, OH [45780]	2	2	0.2%
Appleton, WI [11540]	2	2	0.2%
Norwich-New London, CT [35980]	2	2	0.2%
Olympia, WA [36500]	2	2	0.2%
Oshkosh-Neenah, WI [36780]	2	2	0.2%
Worcester, MA [49340]	2	2	0.2%
Columbus, OH [18140]	2	2	0.2%
El Paso, TX [21340]	2	1	0.2%
Las Cruces, NM [29740]	2	1	0.2%

## &gt; FISHING, TRAPPING, AND VERMIN DESTROYING [43] - {776} : (191)

Metro Region	Patents	Inventors	% Of Class
New York-Northern New Jersey-Long Island, NY-NJ-PA [35620]	43	42	5.5%
Miami-Fort Lauderdale-Pompano Beach, FL [33100]	33	44	4.3%
Minneapolis-St. Paul-Bloomington, MN-WI [33460]	31	26	4%
Chicago-Naperville-Joliet, IL-IN-WI [16980]	23	26	3%
Lancaster, PA [29540]	22	15	2.8%
San Diego-Carlsbad-San Marcos, CA [41740]	20	19	2.6%
Dallas-Fort Worth-Arlington, TX [19100]	18	21	2.3%
Seattle-Tacoma-Bellevue, WA [42660]	18	17	2.3%
Eau Claire, WI [20740]	18	9	2.3%
Detroit-Warren-Livonia, MI [19820]	16	18	2.1%
Milwaukee-Waukesha-West Allis, WI [33340]	15	12	1.9%
Houston-Sugar Land-Baytown, TX [26420]	14	13	1.8%
Boston-Cambridge-Quincy, MA-NH [14460]	13	13	1.7%
Tampa-St. Petersburg-Clearwater, FL [45300]	13	13	1.7%
San Francisco-Oakland-Fremont, CA [41860]	12	9	1.5%
Tulsa, OK [46140]	11	15	1.4%
Atlanta-Sandy Springs-Marietta, GA [12060]	11	13	1.4%
Denver-Aurora, CO [19740]	11	11	1.4%
Phoenix-Mesa-Scottsdale, AZ [38060]	11	11	1.4%
Kansas City, MO-KS [28140]	11	8	1.4%
Philadelphia-Camden-Wilmington, PA-NJ-DE-MD [37980]	10	11	1.3%
Cincinnati-Middletown, OH-KY-IN [17140]	10	10	1.3%
Baltimore-Towson, MD [12580]	10	10	1.3%
Riverside-San Bernardino-Ontario, CA [40140]	9	11	1.2%
Washington-Arlington-Alexandria, DC-VA-MD-WV [47900]	9	8	1.2%
Portland-Vancouver-Beaverton, OR-WA [38900]	8	11	1%
Port St. Lucie, FL [38940]	8	9	1%
Cape Coral-Fort Myers, FL [15980]	8	9	1%
St. Louis, MO-IL [41180]	8	6	1%
Dayton, OH [19380]	8	5	1%
Baton Rouge, LA [12940]	8	5	1%
York-Hanover, PA [49620]	8	5	1%
Las Vegas-Paradise, NV [29820]	8	5	1%
Columbus, OH [18140]	7	10	0.9%
Yuba City, CA [49700]	7	9	0.9%
Cleveland-Elyria-Mentor, OH [17460]	7	9	0.9%
Palm Bay-Melbourne-Titusville, FL [37340]	7	7	0.9%
Sacramento--Arden-Arcade--Roseville, CA [40900]	7	7	0.9%
Nashville-Davidson--Murfreesboro--Franklin, TN [34980]	7	7	0.9%
Fargo, ND-MN [22020]	7	5	0.9%
Springfield, MO [44180]	7	5	0.9%
Portland-South Portland-Biddeford, ME [38860]	6	7	0.8%
Greensboro-High Point, NC [24660]	6	6	0.8%
San Jose-Sunnyvale-Santa Clara, CA [41940]	6	6	0.8%
Hartford-West Hartford-East Hartford, CT [25540]	6	5	0.8%
Jacksonville, FL [27260]	5	6	0.6%
Madison, WI [31540]	5	6	0.6%
Raleigh-Cary, NC [39580]	5	5	0.6%
New Orleans-Metairie-Kenner, LA [35380]	5	5	0.6%
Naples-Marco Island, FL [34940]	5	5	0.6%
Austin-Round Rock, TX [12420]	5	5	0.6%
Orlando-Kissimmee, FL [36740]	5	5	0.6%
Sioux Falls, SD [43620]	5	5	0.6%
Fayetteville-Springdale-Rogers, AR-MO [22220]	5	4	0.6%
Tallahassee, FL [45220]	4	5	0.5%
Columbia, SC [17900]	4	4	0.5%
Indianapolis-Carmel, IN [26900]	4	4	0.5%
Birmingham-Hoover, AL [13820]	4	4	0.5%

Memphis, TN-MS-AR [32820]	4	4	0.5%
Pittsburgh, PA [38300]	4	4	0.5%
Grand Rapids-Wyoming, MI [24340]	4	4	0.5%
Omaha-Council Bluffs, NE-IA [36540]	4	3	0.5%
Ogden-Clearfield, UT [36260]	4	3	0.5%
Greenville, NC [24780]	4	3	0.5%
Boulder, CO [14500]	4	3	0.5%
Utica-Rome, NY [46540]	4	3	0.5%
Erie, PA [21500]	4	3	0.5%
Charlotte-Gastonia-Concord, NC-SC [16740]	4	2	0.5%
Reading, PA [39740]	4	2	0.5%
Hickory-Lenoir-Morganton, NC [25860]	4	1	0.5%
Janesville, WI [27500]	3	4	0.4%
Stockton, CA [44700]	3	4	0.4%
Kalamazoo-Portage, MI [28020]	3	4	0.4%
San Antonio, TX [41700]	3	4	0.4%
Salt Lake City, UT [41620]	3	4	0.4%
Richmond, VA [40060]	3	4	0.4%
Provo-Orem, UT [39340]	3	4	0.4%
Manchester-Nashua, NH [31700]	3	4	0.4%
Lakeland, FL [29460]	3	3	0.4%
Santa Cruz-Watsonville, CA [42100]	3	3	0.4%
Durham, NC [20500]	3	3	0.4%
Spokane, WA [44060]	3	3	0.4%
Allentown-Bethlehem-Easton, PA-NJ [10900]	3	3	0.4%
Pensacola-Ferry Pass-Brent, FL [37860]	3	3	0.4%
Shreveport-Bossier City, LA [43340]	3	3	0.4%
Fort Smith, AR-OK [22900]	3	3	0.4%
Ann Arbor, MI [11460]	3	3	0.4%
Knoxville, TN [28940]	3	3	0.4%
Corpus Christi, TX [18580]	3	3	0.4%
Appleton, WI [11540]	3	3	0.4%
Oxnard-Thousand Oaks-Ventura, CA [37100]	3	3	0.4%
St. Cloud, MN [41060]	3	3	0.4%
Norwich-New London, CT [35980]	3	2	0.4%
Greeley, CO [24540]	3	2	0.4%
Fort Collins-Loveland, CO [22660]	3	2	0.4%
Barnstable Town, MA [12700]	3	2	0.4%
Charleston-North Charleston, SC [16700]	3	2	0.4%
Harrisburg-Carlisle, PA [25420]	3	2	0.4%
South Bend-Mishawaka, IN-MI [43780]	2	5	0.3%
Fort Wayne, IN [23060]	2	4	0.3%
Little Rock-North Little Rock-Conway, AR [30780]	2	4	0.3%
Columbus, GA-AL [17980]	2	4	0.3%
Laredo, TX [29700]	2	3	0.3%
Greenville-Mauldin-Easley, SC [24860]	2	3	0.3%
Peoria, IL [37900]	2	3	0.3%
Huntsville, AL [26620]	2	2	0.3%
Virginia Beach-Norfolk-Newport News, VA-NC [47260]	2	2	0.3%
Lubbock, TX [31180]	2	2	0.3%
Youngstown-Warren-Boardman, OH-PA [49660]	2	2	0.3%
Albuquerque, NM [10740]	2	2	0.3%
Bellingham, WA [13380]	2	2	0.3%
Des Moines-West Des Moines, IA [19780]	2	2	0.3%
Buffalo-Niagara Falls, NY [15380]	2	2	0.3%
Beaumont-Port Arthur, TX [13140]	2	2	0.3%
Eugene-Springfield, OR [21660]	2	2	0.3%
Kingsport-Bristol-Bristol, TN-VA [28700]	2	2	0.3%
Boise City-Nampa, ID [14260]	2	2	0.3%
Chattanooga, TN-GA [16860]	2	2	0.3%
Tyler, TX [46340]	2	2	0.3%
Canton-Massillon, OH [15940]	2	2	0.3%
Evansville, IN-KY [21780]	2	2	0.3%
Montgomery, AL [33860]	2	2	0.3%
Springfield, MA [44140]	2	2	0.3%



Worcester, MA [49340]	2	2	0.3%
Toledo, OH [45780]	2	2	0.3%
Syracuse, NY [45060]	2	2	0.3%
Oklahoma City, OK [36420]	2	2	0.3%
Racine, WI [39540]	2	2	0.3%
Vallejo-Fairfield, CA [46700]	2	2	0.3%
Bridgeport-Stamford-Norwalk, CT [14860]	2	2	0.3%
Gulfport-Biloxi, MS [25060]	2	2	0.3%
New Haven-Milford, CT [35300]	2	2	0.3%
Green Bay, WI [24580]	2	2	0.3%
Bend, OR [13460]	2	2	0.3%
Rochester, NY [40380]	2	2	0.3%
Colorado Springs, CO [17820]	2	2	0.3%
Monroe, LA [33740]	2	1	0.3%
Albany, GA [10500]	2	1	0.3%
Athens-Clarke County, GA [12020]	2	1	0.3%
Lincoln, NE [30700]	2	1	0.3%

> PLANT HUSBANDRY [47 ] - {733} : (171)

Metro Region	Patents	Inventors	% Of Class
St. Louis, MO-IL [41180]	83	22	11.3%
New York-Northern New Jersey-Long Island, NY-NJ-PA [35620]	38	40	5.2%
Chicago-Naperville-Joliet, IL-IN-WI [16980]	34	35	4.6%
Seattle-Tacoma-Bellevue, WA [42660]	28	27	3.8%
Philadelphia-Camden-Wilmington, PA-NJ-DE-MD [37980]	27	28	3.7%
San Francisco-Oakland-Fremont, CA [41860]	24	23	3.3%
Phoenix-Mesa-Scottsdale, AZ [38060]	22	19	3%
Portland-Vancouver-Beaverton, OR-WA [38900]	20	21	2.7%
Miami-Fort Lauderdale-Pompano Beach, FL [33100]	20	16	2.7%
Des Moines-West Des Moines, IA [19780]	18	22	2.5%
Olympia, WA [36500]	16	7	2.2%
Atlanta-Sandy Springs-Marietta, GA [12060]	15	23	2%
Denver-Aurora, CO [19740]	15	20	2%
Boston-Cambridge-Quincy, MA-NH [14460]	14	14	1.9%
Cincinnati-Middletown, OH-KY-IN [17140]	13	15	1.8%
Madison, WI [31540]	13	10	1.8%
Boulder, CO [14500]	11	16	1.5%
Washington-Arlington-Alexandria, DC-VA-MD-WV [47900]	11	13	1.5%
Detroit-Warren-Livonia, MI [19820]	11	12	1.5%
Minneapolis-St. Paul-Bloomington, MN-WI [33460]	11	12	1.5%
San Diego-Carlsbad-San Marcos, CA [41740]	10	10	1.4%
Riverside-San Bernardino-Ontario, CA [40140]	9	10	1.2%
Houston-Sugar Land-Baytown, TX [26420]	9	8	1.2%
Lubbock, TX [31180]	9	5	1.2%
Santa Rosa-Petaluma, CA [42220]	8	10	1.1%
Tampa-St. Petersburg-Clearwater, FL [45300]	8	8	1.1%
Omaha-Council Bluffs, NE-IA [36540]	8	7	1.1%
Knoxville, TN [28940]	8	7	1.1%
Greeley, CO [24540]	7	10	1%
Columbus, OH [18140]	7	9	1%
Sacramento--Arden-Arcade--Roseville, CA [40900]	7	6	1%
Baltimore-Towson, MD [12580]	7	6	1%
Cleveland-Elyria-Mentor, OH [17460]	7	6	1%
Jacksonville, FL [27260]	7	6	1%
Akron, OH [10420]	7	4	1%
Billings, MT [13740]	7	1	1%
Durham, NC [20500]	6	9	0.8%
Orlando-Kissimmee, FL [36740]	6	7	0.8%
Raleigh-Cary, NC [39580]	6	7	0.8%
Pittsburgh, PA [38300]	6	6	0.8%

San Jose-Sunnyvale-Santa Clara, CA [41940]	6	6	0.8%
Huntsville, AL [26620]	6	4	0.8%
Ann Arbor, MI [11460]	6	3	0.8%
Vallejo-Fairfield, CA [46700]	5	6	0.7%
Dallas-Fort Worth-Arlington, TX [19100]	5	6	0.7%
Kansas City, MO-KS [28140]	5	5	0.7%
Fresno, CA [23420]	5	5	0.7%
Charlotte-Gastonia-Concord, NC-SC [16740]	5	4	0.7%
Visalia-Porterville, CA [47300]	5	4	0.7%
Manchester-Nashua, NH [31700]	5	4	0.7%
San Luis Obispo-Paso Robles, CA [42020]	5	4	0.7%
Oklahoma City, OK [36420]	5	3	0.7%
Las Vegas-Paradise, NV [29820]	5	3	0.7%
Janesville, WI [27500]	5	2	0.7%
Louisville/Jefferson County, KY-IN [31140]	4	7	0.5%
Richmond, VA [40060]	4	6	0.5%
Tucson, AZ [46060]	4	6	0.5%
Providence-New Bedford-Fall River, RI-MA [39300]	4	6	0.5%
Greensboro-High Point, NC [24660]	4	4	0.5%
Green Bay, WI [24580]	4	4	0.5%
Appleton, WI [11540]	4	4	0.5%
Dayton, OH [19380]	4	3	0.5%
Port St. Lucie, FL [38940]	4	3	0.5%
Santa Cruz-Watsonville, CA [42100]	4	3	0.5%
Modesto, CA [33700]	4	3	0.5%
Grand Rapids-Wyoming, MI [24340]	4	3	0.5%
Hagerstown-Martinsburg, MD-WV [25180]	4	3	0.5%
Merced, CA [32900]	4	2	0.5%
Chattanooga, TN-GA [16860]	4	1	0.5%
Virginia Beach-Norfolk-Newport News, VA-NC [47260]	3	7	0.4%
Syracuse, NY [45060]	3	6	0.4%
Spartanburg, SC [43900]	3	5	0.4%
New Orleans-Metairie-Kenner, LA [35380]	3	5	0.4%
San Antonio, TX [41700]	3	4	0.4%
Milwaukee-Waukesha-West Allis, WI [33340]	3	4	0.4%
Reno-Sparks, NV [39900]	3	4	0.4%
Oxnard-Thousand Oaks-Ventura, CA [37100]	3	4	0.4%
Pensacola-Ferry Pass-Brent, FL [37860]	3	4	0.4%
South Bend-Mishawaka, IN-MI [43780]	3	3	0.4%
Longview, TX [30980]	3	3	0.4%
Bellingham, WA [13380]	3	3	0.4%
Lancaster, PA [29540]	3	3	0.4%
Kalamazoo-Portage, MI [28020]	3	2	0.4%
Niles-Benton Harbor, MI [35660]	3	2	0.4%
Kennewick-Richland-Pasco, WA [28420]	3	2	0.4%
Palm Bay-Melbourne-Titusville, FL [37340]	3	2	0.4%
Muskegon-Norton Shores, MI [34740]	3	1	0.4%
Rochester, NY [40380]	3	1	0.4%
Charleston-North Charleston, SC [16700]	2	9	0.3%
Norwich-New London, CT [35980]	2	7	0.3%
Athens-Clarke County, GA [12020]	2	5	0.3%
Birmingham-Hoover, AL [13820]	2	5	0.3%
Winston-Salem, NC [49180]	2	4	0.3%
Deltona-Daytona Beach-Ormond Beach, FL [19660]	2	4	0.3%
Toledo, OH [45780]	2	4	0.3%
Flint, MI [22420]	2	4	0.3%
Gainesville, FL [23540]	2	3	0.3%
Austin-Round Rock, TX [12420]	2	3	0.3%
Lincoln, NE [30700]	2	3	0.3%
Indianapolis-Carmel, IN [26900]	2	3	0.3%
Little Rock-North Little Rock-Conway, AR [30780]	2	3	0.3%
Rockford, IL [40420]	2	3	0.3%
Fort Collins-Loveland, CO [22660]	2	3	0.3%
Lakeland, FL [29460]	2	3	0.3%
Salt Lake City, UT [41620]	2	3	0.3%

Harrisburg-Carlisle, PA [25420]	2	3	0.3%
Lansing-East Lansing, MI [29620]	2	3	0.3%
Tulsa, OK [46140]	2	2	0.3%
Albany-Schenectady-Troy, NY [10580]	2	2	0.3%
Asheville, NC [11700]	2	2	0.3%
Atlantic City, NJ [12100]	2	2	0.3%
Canton-Massillon, OH [15940]	2	2	0.3%
Elkhart-Goshen, IN [21140]	2	2	0.3%
Springfield, MA [44140]	2	2	0.3%
Utica-Rome, NY [46540]	2	2	0.3%
Buffalo-Niagara Falls, NY [15380]	2	2	0.3%
York-Hanover, PA [49620]	2	2	0.3%
Cape Coral-Fort Myers, FL [15980]	2	2	0.3%
Spokane, WA [44060]	2	2	0.3%
Yuba City, CA [49700]	2	2	0.3%
Provo-Orem, UT [39340]	2	2	0.3%
Eugene-Springfield, OR [21660]	2	2	0.3%
Las Cruces, NM [29740]	2	2	0.3%
Fargo, ND-MN [22020]	2	1	0.3%
Burlington-South Burlington, VT [15540]	2	1	0.3%
Stockton, CA [44700]	2	1	0.3%
Hickory-Lenoir-Morganton, NC [25860]	2	1	0.3%
Champaign-Urbana, IL [16580]	2	1	0.3%

> GAS: HEATING AND ILLUMINATING [48 ] - {179} : (75)

Metro Region	Patents	Inventors	% Of Class
Houston-Sugar Land-Baytown, TX [26420]	40	65	22.3%
Chicago-Naperville-Joliet, IL-IN-WI [16980]	11	25	6.1%
San Francisco-Oakland-Fremont, CA [41860]	10	20	5.6%
Kennewick-Richland-Pasco, WA [28420]	8	14	4.5%
New York-Northern New Jersey-Long Island, NY-NJ-PA [35620]	8	10	4.5%
Salt Lake City, UT [41620]	7	11	3.9%
New Haven-Milford, CT [35300]	7	11	3.9%
Denver-Aurora, CO [19740]	6	17	3.4%
Boston-Cambridge-Quincy, MA-NH [14460]	6	16	3.4%
Allentown-Bethlehem-Easton, PA-NJ [10900]	6	13	3.4%
Boulder, CO [14500]	6	11	3.4%
Philadelphia-Camden-Wilmington, PA-NJ-DE-MD [37980]	6	6	3.4%
San Jose-Sunnyvale-Santa Clara, CA [41940]	6	5	3.4%
Phoenix-Mesa-Scottsdale, AZ [38060]	6	5	3.4%
Provo-Orem, UT [39340]	6	3	3.4%
Bend, OR [13460]	5	12	2.8%
Oxnard-Thousand Oaks-Ventura, CA [37100]	5	7	2.8%
Albany-Schenectady-Troy, NY [10580]	5	5	2.8%
Bridgeport-Stamford-Norwalk, CT [14860]	5	3	2.8%
Rochester, NY [40380]	4	11	2.2%
Hartford-West Hartford-East Hartford, CT [25540]	4	9	2.2%
Palm Bay-Melbourne-Titusville, FL [37340]	4	7	2.2%
Albuquerque, NM [10740]	4	4	2.2%
Detroit-Warren-Livonia, MI [19820]	4	4	2.2%
Baltimore-Towson, MD [12580]	3	6	1.7%
Greeley, CO [24540]	3	4	1.7%
Baton Rouge, LA [12940]	3	3	1.7%
Tulsa, OK [46140]	3	3	1.7%
Columbus, OH [18140]	3	3	1.7%
Trenton-Ewing, NJ [45940]	3	1	1.7%
Racine, WI [39540]	2	6	1.1%
Reading, PA [39740]	2	4	1.1%
Portland-Vancouver-Beaverton, OR-WA [38900]	2	4	1.1%
Modesto, CA [33700]	2	3	1.1%
Madison, WI [31540]	2	3	1.1%

Worcester, MA [49340]	2	2	1.1%
Cleveland-Elyria-Mentor, OH [17460]	2	2	1.1%
Pittsburgh, PA [38300]	2	2	1.1%
Ogden-Clearfield, UT [36260]	2	2	1.1%
Milwaukee-Waukesha-West Allis, WI [33340]	2	2	1.1%
Riverside-San Bernardino-Ontario, CA [40140]	2	1	1.1%
Yuma, AZ [49740]	2	1	1.1%
Sacramento--Arden-Arcade--Roseville, CA [40900]	2	1	1.1%
Springfield, MA [44140]	2	1	1.1%
St. Louis, MO-IL [41180]	2	1	1.1%
Columbia, MO [17860]	2	1	1.1%

> MOVABLE OR REMOVABLE CLOSURES [49 ] - {99} : (53)

Metro Region	Patents	Inventors	% Of Class
Chicago-Naperville-Joliet, IL-IN-WI [16980]	12	9	12.1%
Minneapolis-St. Paul-Bloomington, MN-WI [33460]	7	7	7.1%
Detroit-Warren-Livonia, MI [19820]	6	19	6.1%
Houston-Sugar Land-Baytown, TX [26420]	5	8	5.1%
Boston-Cambridge-Quincy, MA-NH [14460]	5	7	5.1%
Phoenix-Mesa-Scottsdale, AZ [38060]	5	5	5.1%
San Diego-Carlsbad-San Marcos, CA [41740]	4	7	4%
Providence-New Bedford-Fall River, RI-MA [39300]	4	3	4%
Knoxville, TN [28940]	3	9	3%
Philadelphia-Camden-Wilmington, PA-NJ-DE-MD [37980]	3	7	3%
Dayton, OH [19380]	3	5	3%
Sacramento--Arden-Arcade--Roseville, CA [40900]	3	3	3%
Tyler, TX [46340]	3	2	3%
Evansville, IN-KY [21780]	3	1	3%
Ann Arbor, MI [11460]	2	6	2%
Rochester, NY [40380]	2	3	2%
Cincinnati-Middletown, OH-KY-IN [17140]	2	3	2%
Charlotte-Gastonia-Concord, NC-SC [16740]	2	2	2%
Riverside-San Bernardino-Ontario, CA [40140]	2	2	2%
Columbus, OH [18140]	2	2	2%
Yuba City, CA [49700]	2	2	2%
Seattle-Tacoma-Bellevue, WA [42660]	2	2	2%
San Francisco-Oakland-Fremont, CA [41860]	2	2	2%
Panama City-Lynn Haven, FL [37460]	2	1	2%
New York-Northern New Jersey-Long Island, NY-NJ-PA [35620]	2	1	2%

> STATIC STRUCTURES (E.G., BUILDINGS) [52 ] - {867} : (175)

Metro Region	Patents	Inventors	% Of Class
New York-Northern New Jersey-Long Island, NY-NJ-PA [35620]	62	62	7.2%
Chicago-Naperville-Joliet, IL-IN-WI [16980]	44	59	5.1%
Minneapolis-St. Paul-Bloomington, MN-WI [33460]	36	40	4.2%
Cincinnati-Middletown, OH-KY-IN [17140]	30	21	3.5%
San Francisco-Oakland-Fremont, CA [41860]	28	48	3.2%
Grand Rapids-Wyoming, MI [24340]	28	28	3.2%
Philadelphia-Camden-Wilmington, PA-NJ-DE-MD [37980]	26	31	3%
Atlanta-Sandy Springs-Marietta, GA [12060]	26	23	3%
Boston-Cambridge-Quincy, MA-NH [14460]	24	36	2.8%
San Diego-Carlsbad-San Marcos, CA [41740]	24	12	2.8%
Miami-Fort Lauderdale-Pompano Beach, FL [33100]	21	20	2.4%
Dallas-Fort Worth-Arlington, TX [19100]	21	19	2.4%
Washington-Arlington-Alexandria, DC-VA-MD-WV [47900]	20	21	2.3%
Denver-Aurora, CO [19740]	20	15	2.3%
San Jose-Sunnyvale-Santa Clara, CA [41940]	19	22	2.2%

Detroit-Warren-Livonia, MI [19820]	19	19	2.2%
Seattle-Tacoma-Bellevue, WA [42660]	18	28	2.1%
Portland-Vancouver-Beaverton, OR-WA [38900]	16	18	1.8%
Raleigh-Cary, NC [39580]	16	16	1.8%
Akron, OH [10420]	16	13	1.8%
Milwaukee-Waukesha-West Allis, WI [33340]	15	14	1.7%
Durham, NC [20500]	15	13	1.7%
Sacramento--Arden-Arcade--Roseville, CA [40900]	15	10	1.7%
Tampa-St. Petersburg-Clearwater, FL [45300]	14	15	1.6%
Columbus, OH [18140]	12	20	1.4%
Indianapolis-Carmel, IN [26900]	12	18	1.4%
Houston-Sugar Land-Baytown, TX [26420]	12	14	1.4%
Toledo, OH [45780]	12	9	1.4%
Ogden-Clearfield, UT [36260]	11	8	1.3%
San Antonio, TX [41700]	11	5	1.3%
Nashville-Davidson--Murfreesboro--Franklin, TN [34980]	8	9	0.9%
Omaha-Council Bluffs, NE-IA [36540]	8	8	0.9%
Cleveland-Elyria-Mentor, OH [17460]	8	8	0.9%
Phoenix-Mesa-Scottsdale, AZ [38060]	8	7	0.9%
Elkhart-Goshen, IN [21140]	8	7	0.9%
Modesto, CA [33700]	8	5	0.9%
Lancaster, PA [29540]	8	5	0.9%
Hartford-West Hartford-East Hartford, CT [25540]	7	11	0.8%
Louisville/Jefferson County, KY-IN [31140]	7	10	0.8%
Riverside-San Bernardino-Ontario, CA [40140]	7	7	0.8%
South Bend-Mishawaka, IN-MI [43780]	7	7	0.8%
Reading, PA [39740]	7	6	0.8%
New Haven-Milford, CT [35300]	7	6	0.8%
Oxnard-Thousand Oaks-Ventura, CA [37100]	7	3	0.8%
Provo-Orem, UT [39340]	6	10	0.7%
Appleton, WI [11540]	6	9	0.7%
Davenport-Moline-Rock Island, IA-IL [19340]	6	8	0.7%
Providence-New Bedford-Fall River, RI-MA [39300]	6	7	0.7%
Orlando-Kissimmee, FL [36740]	6	6	0.7%
Austin-Round Rock, TX [12420]	6	6	0.7%
Salt Lake City, UT [41620]	6	6	0.7%
Port St. Lucie, FL [38940]	6	6	0.7%
Canton-Massillon, OH [15940]	6	5	0.7%
St. Louis, MO-IL [41180]	6	4	0.7%
Charlotte-Gastonia-Concord, NC-SC [16740]	6	4	0.7%
Charlottesville, VA [16820]	6	4	0.7%
Asheville, NC [11700]	5	12	0.6%
Baltimore-Towson, MD [12580]	5	9	0.6%
Muskegon-Norton Shores, MI [34740]	5	7	0.6%
Boulder, CO [14500]	5	6	0.6%
Jackson, MI [27100]	5	6	0.6%
Green Bay, WI [24580]	5	6	0.6%
Bridgeport-Stamford-Norwalk, CT [14860]	5	5	0.6%
Pittsburgh, PA [38300]	5	5	0.6%
Amarillo, TX [11100]	5	4	0.6%
York-Hanover, PA [49620]	5	4	0.6%
Rochester, NY [40380]	5	4	0.6%
Evansville, IN-KY [21780]	5	4	0.6%
Lynchburg, VA [31340]	5	3	0.6%
Worcester, MA [49340]	5	3	0.6%
Montgomery, AL [33860]	5	3	0.6%
Spartanburg, SC [43900]	5	3	0.6%
Jacksonville, FL [27260]	5	3	0.6%
Kansas City, MO-KS [28140]	5	2	0.6%
Allentown-Bethlehem-Easton, PA-NJ [10900]	4	7	0.5%
Oklahoma City, OK [36420]	4	5	0.5%
Reno-Sparks, NV [39900]	4	5	0.5%
Tulsa, OK [46140]	4	5	0.5%
Peoria, IL [37900]	4	5	0.5%
San Luis Obispo-Paso Robles, CA [42020]	4	4	0.5%

Huntsville, AL [26620]	4	4	0.5%
Santa Rosa-Petaluma, CA [42220]	4	4	0.5%
Richmond, VA [40060]	4	4	0.5%
Stockton, CA [44700]	4	3	0.5%
Portland-South Portland-Biddeford, ME [38860]	4	3	0.5%
Huntington-Ashland, WV-KY-OH [26580]	4	3	0.5%
Greensboro-High Point, NC [24660]	4	3	0.5%
Laredo, TX [29700]	4	1	0.5%
Cedar Rapids, IA [16300]	3	8	0.3%
Columbia, SC [17900]	3	7	0.3%
Kalamazoo-Portage, MI [28020]	3	5	0.3%
Iowa City, IA [26980]	3	5	0.3%
Oshkosh-Neenah, WI [36780]	3	4	0.3%
Winston-Salem, NC [49180]	3	4	0.3%
Anchorage, AK [11260]	3	4	0.3%
Ann Arbor, MI [11460]	3	4	0.3%
Palm Bay-Melbourne-Titusville, FL [37340]	3	4	0.3%
Springfield, MO [44180]	3	4	0.3%
Trenton-Ewing, NJ [45940]	3	4	0.3%
Albuquerque, NM [10740]	3	4	0.3%
Deltona-Daytona Beach-Ormond Beach, FL [19660]	3	3	0.3%
Madison, WI [31540]	3	3	0.3%
Yuba City, CA [49700]	3	3	0.3%
Greeley, CO [24540]	3	3	0.3%
Joplin, MO [27900]	3	3	0.3%
Santa Cruz-Watsonville, CA [42100]	3	3	0.3%
New Orleans-Metairie-Kenner, LA [35380]	3	2	0.3%
Macon, GA [31420]	3	2	0.3%
Tuscaloosa, AL [46220]	3	2	0.3%
Colorado Springs, CO [17820]	3	2	0.3%
Harrisburg-Carlisle, PA [25420]	3	1	0.3%
Janesville, WI [27500]	2	3	0.2%
Springfield, IL [44100]	2	3	0.2%
Lansing-East Lansing, MI [29620]	2	3	0.2%
Billings, MT [13740]	2	3	0.2%
Pensacola-Ferry Pass-Brent, FL [37860]	2	2	0.2%
Greenville-Mauldin-Easley, SC [24860]	2	2	0.2%
Virginia Beach-Norfolk-Newport News, VA-NC [47260]	2	2	0.2%
Waco, TX [47380]	2	2	0.2%
Vallejo-Fairfield, CA [46700]	2	2	0.2%
Lexington-Fayette, KY [30460]	2	2	0.2%
Shreveport-Bossier City, LA [43340]	2	2	0.2%
Manchester-Nashua, NH [31700]	2	2	0.2%
Burlington, NC [15500]	2	2	0.2%
Dayton, OH [19380]	2	2	0.2%
Las Vegas-Paradise, NV [29820]	2	2	0.2%
Lakeland, FL [29460]	2	2	0.2%
Buffalo-Niagara Falls, NY [15380]	2	2	0.2%
Fayetteville-Springdale-Rogers, AR-MO [22220]	2	1	0.2%
Lincoln, NE [30700]	2	1	0.2%
St. Cloud, MN [41060]	2	1	0.2%
Clarksville, TN-KY [17300]	2	1	0.2%

> PACKAGE MAKING [53 ] - {51} : (44)

Metro Region	Patents	Inventors	% Of Class
New York-Northern New Jersey-Long Island, NY-NJ-PA [35620]	7	13	13.7%
San Francisco-Oakland-Fremont, CA [41860]	7	11	13.7%
Chicago-Naperville-Joliet, IL-IN-WI [16980]	5	10	9.8%
San Jose-Sunnyvale-Santa Clara, CA [41940]	5	4	9.8%
Tampa-St. Petersburg-Clearwater, FL [45300]	3	4	5.9%
York-Hanover, PA [49620]	3	3	5.9%

Phoenix-Mesa-Scottsdale, AZ [38060]	3	1	5.9%
Akron, OH [10420]	2	5	3.9%
Boston-Cambridge-Quincy, MA-NH [14460]	2	4	3.9%
Cleveland-Elyria-Mentor, OH [17460]	2	3	3.9%
Baltimore-Towson, MD [12580]	2	2	3.9%
Lancaster, PA [29540]	2	2	3.9%
Washington-Arlington-Alexandria, DC-VA-MD-WV [47900]	2	2	3.9%
Spartanburg, SC [43900]	2	2	3.9%
Riverside-San Bernardino-Ontario, CA [40140]	2	1	3.9%

> HARNESS FOR WORKING ANIMAL [54 ] - {100} : (51)

Metro Region	Patents	Inventors	% Of Class
Phoenix-Mesa-Scottsdale, AZ [38060]	14	8	14%
New York-Northern New Jersey-Long Island, NY-NJ-PA [35620]	10	7	10%
Dallas-Fort Worth-Arlington, TX [19100]	9	6	9%
Tucson, AZ [46060]	8	1	8%
Riverside-San Bernardino-Ontario, CA [40140]	5	3	5%
Houston-Sugar Land-Baytown, TX [26420]	4	4	4%
San Antonio, TX [41700]	4	3	4%
Portland-Vancouver-Beaverton, OR-WA [38900]	4	3	4%
San Jose-Sunnyvale-Santa Clara, CA [41940]	3	5	3%
Boston-Cambridge-Quincy, MA-NH [14460]	3	3	3%
San Diego-Carlsbad-San Marcos, CA [41740]	3	3	3%
Nashville-Davidson--Murfreesboro--Franklin, TN [34980]	3	1	3%
San Francisco-Oakland-Fremont, CA [41860]	2	4	2%
Akron, OH [10420]	2	3	2%
Chicago-Naperville-Joliet, IL-IN-WI [16980]	2	3	2%
Ocala, FL [36100]	2	2	2%
Columbus, OH [18140]	2	2	2%
Lexington-Fayette, KY [30460]	2	2	2%
Louisville/Jefferson County, KY-IN [31140]	2	2	2%
Atlanta-Sandy Springs-Marietta, GA [12060]	2	2	2%
Denver-Aurora, CO [19740]	2	1	2%
Bremerton-Silverdale, WA [14740]	2	1	2%
Kalamazoo-Portage, MI [28020]	2	1	2%
Ogden-Clearfield, UT [36260]	2	1	2%

> HARVESTERS [56 ] - {400} : (112)

Metro Region	Patents	Inventors	% Of Class
Davenport-Moline-Rock Island, IA-IL [19340]	67	74	16.8%
Lancaster, PA [29540]	40	35	10%
Charlotte-Gastonia-Concord, NC-SC [16740]	33	38	8.3%
Durham, NC [20500]	30	25	7.5%
Des Moines-West Des Moines, IA [19780]	27	37	6.8%
Wichita, KS [48620]	24	18	6%
Raleigh-Cary, NC [39580]	20	31	5%
Minneapolis-St. Paul-Bloomington, MN-WI [33460]	20	26	5%
Cleveland-Elyria-Mentor, OH [17460]	13	14	3.3%
Milwaukee-Waukesha-West Allis, WI [33340]	13	13	3.3%
Washington-Arlington-Alexandria, DC-VA-MD-WV [47900]	13	8	3.3%
Reading, PA [39740]	13	5	3.3%
Philadelphia-Camden-Wilmington, PA-NJ-DE-MD [37980]	10	3	2.5%
Omaha-Council Bluffs, NE-IA [36540]	9	12	2.3%
Akron, OH [10420]	9	9	2.3%
New York-Northern New Jersey-Long Island, NY-NJ-PA [35620]	7	11	1.8%
Lincoln, NE [30700]	7	9	1.8%
Chicago-Naperville-Joliet, IL-IN-WI [16980]	7	9	1.8%

Atlanta-Sandy Springs-Marietta, GA [12060]	7	9	1.8%
Syracuse, NY [45060]	7	7	1.8%
Cincinnati-Middletown, OH-KY-IN [17140]	6	6	1.5%
San Diego-Carlsbad-San Marcos, CA [41740]	6	3	1.5%
Rochester, NY [40380]	6	2	1.5%
Hagerstown-Martinsburg, MD-WV [25180]	6	2	1.5%
Utica-Rome, NY [46540]	5	7	1.3%
Houma-Bayou Cane-Thibodaux, LA [26380]	5	2	1.3%
Greensboro-High Point, NC [24660]	5	2	1.3%
Augusta-Richmond County, GA-SC [12260]	4	6	1%
Waterloo-Cedar Falls, IA [47940]	4	5	1%
Racine, WI [39540]	4	4	1%
Seattle-Tacoma-Bellevue, WA [42660]	4	4	1%
Fayetteville, NC [22180]	4	3	1%
Burlington, NC [15500]	4	2	1%
San Francisco-Oakland-Fremont, CA [41860]	3	5	0.8%
Indianapolis-Carmel, IN [26900]	3	5	0.8%
Greenville-Mauldin-Easley, SC [24860]	3	4	0.8%
Appleton, WI [11540]	3	2	0.8%
Kansas City, MO-KS [28140]	3	2	0.8%
Nashville-Davidson--Murfreesboro--Franklin, TN [34980]	3	1	0.8%
San Jose-Sunnyvale-Santa Clara, CA [41940]	2	4	0.5%
Canton-Massillon, OH [15940]	2	3	0.5%
Cedar Rapids, IA [16300]	2	2	0.5%
Miami-Fort Lauderdale-Pompano Beach, FL [33100]	2	2	0.5%
Grand Rapids-Wyoming, MI [24340]	2	2	0.5%
Janesville, WI [27500]	2	2	0.5%
Youngstown-Warren-Boardman, OH-PA [49660]	2	2	0.5%
Buffalo-Niagara Falls, NY [15380]	2	2	0.5%
Harrisburg-Carlisle, PA [25420]	2	2	0.5%
Birmingham-Hoover, AL [13820]	2	2	0.5%
Albany-Schenectady-Troy, NY [10580]	2	2	0.5%
Macon, GA [31420]	2	2	0.5%
York-Hanover, PA [49620]	2	2	0.5%
Greenville, NC [24780]	2	2	0.5%
Boston-Cambridge-Quincy, MA-NH [14460]	2	2	0.5%
Dallas-Fort Worth-Arlington, TX [19100]	2	2	0.5%
Spartanburg, SC [43900]	2	1	0.5%
Tucson, AZ [46060]	2	1	0.5%
Memphis, TN-MS-AR [32820]	2	1	0.5%
Champaign-Urbana, IL [16580]	2	1	0.5%
Phoenix-Mesa-Scottsdale, AZ [38060]	2	1	0.5%
Lansing-East Lansing, MI [29620]	2	1	0.5%

> TEXTILES: SPINNING, TWISTING, AND TWINING [57 ] - {28} : (21)

Metro Region	Patents	Inventors	% Of Class
Detroit-Warren-Livonia, MI [19820]	5	2	17.9%
Philadelphia-Camden-Wilmington, PA-NJ-DE-MD [37980]	4	5	14.3%
Portland-Vancouver-Beaverton, OR-WA [38900]	3	5	10.7%
San Diego-Carlsbad-San Marcos, CA [41740]	3	5	10.7%
Dallas-Fort Worth-Arlington, TX [19100]	3	2	10.7%
Spartanburg, SC [43900]	2	4	7.1%
Charlotte-Gastonia-Concord, NC-SC [16740]	2	2	7.1%

> CHAIN, STAPLE, AND HORSESHOE MAKING [59 ] - {77} : (39)

Metro Region	Patents	Inventors	% Of Class
New York-Northern New Jersey-Long Island, NY-NJ-PA [35620]	16	10	20.8%



Portland-Vancouver-Beaverton, OR-WA [38900]	5	6	6.5%
Pittsburgh, PA [38300]	5	5	6.5%
Houston-Sugar Land-Baytown, TX [26420]	4	7	5.2%
Milwaukee-Waukesha-West Allis, WI [33340]	4	2	5.2%
Peoria, IL [37900]	3	8	3.9%
Wichita, KS [48620]	3	6	3.9%
Providence-New Bedford-Fall River, RI-MA [39300]	3	6	3.9%
Chicago-Naperville-Joliet, IL-IN-WI [16980]	3	5	3.9%
Houma-Bayou Cane-Thibodaux, LA [26380]	2	4	2.6%
Philadelphia-Camden-Wilmington, PA-NJ-DE-MD [37980]	2	4	2.6%
San Francisco-Oakland-Fremont, CA [41860]	2	2	2.6%
Phoenix-Mesa-Scottsdale, AZ [38060]	2	2	2.6%
Seattle-Tacoma-Bellevue, WA [42660]	2	2	2.6%
Lafayette, LA [29180]	2	1	2.6%
Lancaster, PA [29540]	2	1	2.6%

> POWER PLANTS [60 ] - {501} : (88)

Metro Region	Patents	Inventors	% Of Class
Greenville-Mauldin-Easley, SC [24860]	99	126	19.8%
Hartford-West Hartford-East Hartford, CT [25540]	62	88	12.4%
Albany-Schenectady-Troy, NY [10580]	55	59	11%
Cincinnati-Middletown, OH-KY-IN [17140]	50	66	10%
Spartanburg, SC [43900]	46	34	9.2%
Orlando-Kissimmee, FL [36740]	37	48	7.4%
Atlanta-Sandy Springs-Marietta, GA [12060]	26	33	5.2%
Phoenix-Mesa-Scottsdale, AZ [38060]	23	47	4.6%
San Diego-Carlsbad-San Marcos, CA [41740]	20	32	4%
Palm Bay-Melbourne-Titusville, FL [37340]	19	21	3.8%
Miami-Fort Lauderdale-Pompano Beach, FL [33100]	17	19	3.4%
Boston-Cambridge-Quincy, MA-NH [14460]	16	31	3.2%
South Bend-Mishawaka, IN-MI [43780]	16	21	3.2%
Port St. Lucie, FL [38940]	14	17	2.8%
New Haven-Milford, CT [35300]	13	17	2.6%
Indianapolis-Carmel, IN [26900]	12	13	2.4%
San Francisco-Oakland-Fremont, CA [41860]	10	13	2%
New York-Northern New Jersey-Long Island, NY-NJ-PA [35620]	10	13	2%
Chicago-Naperville-Joliet, IL-IN-WI [16980]	10	12	2%
Jacksonville, FL [27260]	9	6	1.8%
Norwich-New London, CT [35980]	9	4	1.8%
Houston-Sugar Land-Baytown, TX [26420]	8	19	1.6%
Seattle-Tacoma-Bellevue, WA [42660]	8	17	1.6%
San Jose-Sunnyvale-Santa Clara, CA [41940]	7	8	1.4%
Springfield, MA [44140]	7	6	1.4%
Dayton, OH [19380]	7	5	1.4%
Washington-Arlington-Alexandria, DC-VA-MD-WV [47900]	7	5	1.4%
Rockford, IL [40420]	6	10	1.2%
Elkhart-Goshen, IN [21140]	6	8	1.2%
Kansas City, MO-KS [28140]	6	7	1.2%
Denver-Aurora, CO [19740]	5	10	1%
Sacramento--Arden-Arcade--Roseville, CA [40900]	5	4	1%
Oxnard-Thousand Oaks-Ventura, CA [37100]	5	4	1%
Niles-Benton Harbor, MI [35660]	5	3	1%
Manchester-Nashua, NH [31700]	4	9	0.8%
Portland-South Portland-Biddeford, ME [38860]	4	5	0.8%
Detroit-Warren-Livonia, MI [19820]	4	5	0.8%
Cleveland-Elyria-Mentor, OH [17460]	3	7	0.6%
Boulder, CO [14500]	3	6	0.6%
Greeley, CO [24540]	3	6	0.6%
Baltimore-Towson, MD [12580]	3	4	0.6%
Philadelphia-Camden-Wilmington, PA-NJ-DE-MD [37980]	3	4	0.6%
Akron, OH [10420]	3	3	0.6%

Bridgeport-Stamford-Norwalk, CT [14860]	3	3	0.6%
Buffalo-Niagara Falls, NY [15380]	2	5	0.4%
Huntsville, AL [26620]	2	4	0.4%
Charlotte-Gastonia-Concord, NC-SC [16740]	2	2	0.4%
Milwaukee-Waukesha-West Allis, WI [33340]	2	2	0.4%
Tucson, AZ [46060]	2	2	0.4%
Tulsa, OK [46140]	2	2	0.4%
Syracuse, NY [45060]	2	2	0.4%
Riverside-San Bernardino-Ontario, CA [40140]	2	2	0.4%
Dallas-Fort Worth-Arlington, TX [19100]	2	2	0.4%
Racine, WI [39540]	2	2	0.4%
Lansing-East Lansing, MI [29620]	2	2	0.4%
Grand Rapids-Wyoming, MI [24340]	2	1	0.4%
Providence-New Bedford-Fall River, RI-MA [39300]	2	1	0.4%
Yuba City, CA [49700]	2	1	0.4%
Kalamazoo-Portage, MI [28020]	2	1	0.4%

## &gt; REFRIGERATION [62] - {754} : (151)

Metro Region	Patents	Inventors	% Of Class
Boston-Cambridge-Quincy, MA-NH [14460]	54	75	7.2%
San Francisco-Oakland-Fremont, CA [41860]	49	55	6.5%
Chicago-Naperville-Joliet, IL-IN-WI [16980]	45	62	6%
New York-Northern New Jersey-Long Island, NY-NJ-PA [35620]	41	38	5.4%
Houston-Sugar Land-Baytown, TX [26420]	36	42	4.8%
Buffalo-Niagara Falls, NY [15380]	31	36	4.1%
San Jose-Sunnyvale-Santa Clara, CA [41940]	29	39	3.8%
Dallas-Fort Worth-Arlington, TX [19100]	25	35	3.3%
Phoenix-Mesa-Scottsdale, AZ [38060]	25	30	3.3%
Allentown-Bethlehem-Easton, PA-NJ [10900]	24	23	3.2%
Louisville/Jefferson County, KY-IN [31140]	21	55	2.8%
Philadelphia-Camden-Wilmington, PA-NJ-DE-MD [37980]	19	30	2.5%
Hartford-West Hartford-East Hartford, CT [25540]	19	26	2.5%
Detroit-Warren-Livonia, MI [19820]	18	27	2.4%
Ann Arbor, MI [11460]	18	11	2.4%
Raleigh-Cary, NC [39580]	16	30	2.1%
Denver-Aurora, CO [19740]	16	21	2.1%
San Diego-Carlsbad-San Marcos, CA [41740]	16	19	2.1%
Miami-Fort Lauderdale-Pompano Beach, FL [33100]	16	16	2.1%
Syracuse, NY [45060]	16	16	2.1%
Atlanta-Sandy Springs-Marietta, GA [12060]	15	28	2%
Durham, NC [20500]	14	30	1.9%
Seattle-Tacoma-Bellevue, WA [42660]	14	24	1.9%
Iowa City, IA [26980]	13	29	1.7%
Cedar Rapids, IA [16300]	13	28	1.7%
Minneapolis-St. Paul-Bloomington, MN-WI [33460]	13	18	1.7%
Austin-Round Rock, TX [12420]	13	15	1.7%
Salt Lake City, UT [41620]	12	18	1.6%
Albany-Schenectady-Troy, NY [10580]	12	18	1.6%
Providence-New Bedford-Fall River, RI-MA [39300]	12	13	1.6%
St. Louis, MO-IL [41180]	12	12	1.6%
Worcester, MA [49340]	12	9	1.6%
Portland-Vancouver-Beaverton, OR-WA [38900]	11	11	1.5%
Riverside-San Bernardino-Ontario, CA [40140]	11	9	1.5%
Niles-Benton Harbor, MI [35660]	10	17	1.3%
Indianapolis-Carmel, IN [26900]	10	13	1.3%
Dayton, OH [19380]	10	12	1.3%
Cincinnati-Middletown, OH-KY-IN [17140]	10	8	1.3%
Boulder, CO [14500]	9	10	1.2%
Evansville, IN-KY [21780]	8	18	1.1%
Fort Collins-Loveland, CO [22660]	8	7	1.1%
Greeley, CO [24540]	8	7	1.1%

San Antonio, TX [41700]	7	14	0.9%
Vallejo-Fairfield, CA [46700]	7	5	0.9%
Modesto, CA [33700]	7	5	0.9%
Madison, WI [31540]	6	8	0.8%
Milwaukee-Waukesha-West Allis, WI [33340]	6	8	0.8%
Asheville, NC [11700]	6	6	0.8%
Cleveland-Elyria-Mentor, OH [17460]	6	5	0.8%
Santa Rosa-Petaluma, CA [42220]	6	5	0.8%
Rockford, IL [40420]	6	2	0.8%
Orlando-Kissimmee, FL [36740]	5	12	0.7%
Tucson, AZ [46060]	5	10	0.7%
Washington-Arlington-Alexandria, DC-VA-MD-WV [47900]	5	9	0.7%
Davenport-Moline-Rock Island, IA-IL [19340]	5	8	0.7%
Provo-Orem, UT [39340]	5	7	0.7%
Kalamazoo-Portage, MI [28020]	5	6	0.7%
Columbus, OH [18140]	5	6	0.7%
Mobile, AL [33660]	5	5	0.7%
Reading, PA [39740]	5	3	0.7%
Greenville-Mauldin-Easley, SC [24860]	5	2	0.7%
Santa Cruz-Watsonville, CA [42100]	5	2	0.7%
State College, PA [44300]	4	11	0.5%
Laredo, TX [29700]	4	8	0.5%
Florence, SC [22500]	4	5	0.5%
Las Vegas-Paradise, NV [29820]	4	5	0.5%
Wichita, KS [48620]	4	5	0.5%
Palm Bay-Melbourne-Titusville, FL [37340]	4	5	0.5%
Springfield, MA [44140]	4	4	0.5%
South Bend-Mishawaka, IN-MI [43780]	4	4	0.5%
Elkhart-Goshen, IN [21140]	4	4	0.5%
Nashville-Davidson--Murfreesboro--Franklin, TN [34980]	4	3	0.5%
Salem, OR [41420]	4	2	0.5%
Manchester-Nashua, NH [31700]	3	7	0.4%
Huntsville, AL [26620]	3	7	0.4%
Albuquerque, NM [10740]	3	5	0.4%
Kansas City, MO-KS [28140]	3	5	0.4%
Pittsburgh, PA [38300]	3	3	0.4%
Racine, WI [39540]	3	3	0.4%
Jacksonville, FL [27260]	3	3	0.4%
Tampa-St. Petersburg-Clearwater, FL [45300]	3	3	0.4%
Youngstown-Warren-Boardman, OH-PA [49660]	3	3	0.4%
Rochester, MN [40340]	3	2	0.4%
Rochester, NY [40380]	3	2	0.4%
Sacramento--Arden-Arcade--Roseville, CA [40900]	2	4	0.3%
Grand Rapids-Wyoming, MI [24340]	2	3	0.3%
Flint, MI [22420]	2	3	0.3%
Omaha-Council Bluffs, NE-IA [36540]	2	3	0.3%
Green Bay, WI [24580]	2	2	0.3%
Yuba City, CA [49700]	2	2	0.3%
Utica-Rome, NY [46540]	2	2	0.3%
Cape Coral-Fort Myers, FL [15980]	2	2	0.3%
Oxnard-Thousand Oaks-Ventura, CA [37100]	2	2	0.3%
Baltimore-Towson, MD [12580]	2	2	0.3%
Naples-Marco Island, FL [34940]	2	2	0.3%
Akron, OH [10420]	2	2	0.3%
Kennewick-Richland-Pasco, WA [28420]	2	2	0.3%
Des Moines-West Des Moines, IA [19780]	2	2	0.3%
Charlotte-Gastonia-Concord, NC-SC [16740]	2	2	0.3%
Fort Wayne, IN [23060]	2	2	0.3%
Bridgeport-Stamford-Norwalk, CT [14860]	2	2	0.3%
Ocala, FL [36100]	2	2	0.3%
Deltona-Daytona Beach-Ormond Beach, FL [19660]	2	2	0.3%
Burlington-South Burlington, VT [15540]	2	1	0.3%
Portland-South Portland-Biddeford, ME [38860]	2	1	0.3%
Kingston, NY [28740]	2	1	0.3%
Stockton, CA [44700]	2	1	0.3%

Lubbock, TX [31180]	2	1	0.3%
Janesville, WI [27500]	2	1	0.3%
Ogden-Clearfield, UT [36260]	2	1	0.3%
Boise City-Nampa, ID [14260]	2	1	0.3%

## &gt; JEWELRY [63] - {188} : (60)

Metro Region	Patents	Inventors	% Of Class
New York-Northern New Jersey-Long Island, NY-NJ-PA [35620]	66	68	35.1%
Washington-Arlington-Alexandria, DC-VA-MD-WV [47900]	10	9	5.3%
Chicago-Naperville-Joliet, IL-IN-WI [16980]	8	8	4.3%
Boston-Cambridge-Quincy, MA-NH [14460]	8	7	4.3%
San Diego-Carlsbad-San Marcos, CA [41740]	7	10	3.7%
Miami-Fort Lauderdale-Pompano Beach, FL [33100]	6	6	3.2%
Philadelphia-Camden-Wilmington, PA-NJ-DE-MD [37980]	6	6	3.2%
Phoenix-Mesa-Scottsdale, AZ [38060]	4	5	2.1%
Detroit-Warren-Livonia, MI [19820]	4	4	2.1%
Dallas-Fort Worth-Arlington, TX [19100]	4	4	2.1%
Houston-Sugar Land-Baytown, TX [26420]	4	3	2.1%
Portland-Vancouver-Beaverton, OR-WA [38900]	4	3	2.1%
Charlotte-Gastonia-Concord, NC-SC [16740]	3	4	1.6%
Rochester, MN [40340]	3	4	1.6%
San Francisco-Oakland-Fremont, CA [41860]	3	3	1.6%
Baltimore-Towson, MD [12580]	3	3	1.6%
Oxnard-Thousand Oaks-Ventura, CA [37100]	3	2	1.6%
San Antonio, TX [41700]	3	2	1.6%
Laredo, TX [29700]	3	2	1.6%
Jacksonville, FL [27260]	2	5	1.1%
Tampa-St. Petersburg-Clearwater, FL [45300]	2	5	1.1%
San Jose-Sunnyvale-Santa Clara, CA [41940]	2	3	1.1%
Seattle-Tacoma-Bellevue, WA [42660]	2	3	1.1%
Ann Arbor, MI [11460]	2	2	1.1%
Lansing-East Lansing, MI [29620]	2	2	1.1%
Salinas, CA [41500]	2	2	1.1%
Nashville-Davidson--Murfreesboro--Franklin, TN [34980]	2	2	1.1%
Orlando-Kissimmee, FL [36740]	2	1	1.1%
Salt Lake City, UT [41620]	2	1	1.1%
Rochester, NY [40380]	2	1	1.1%
Providence-New Bedford-Fall River, RI-MA [39300]	2	1	1.1%

## &gt; GLASS MANUFACTURING [65] - {119} : (57)

Metro Region	Patents	Inventors	% Of Class
Lexington-Fayette, KY [30460]	12	8	10.1%
New York-Northern New Jersey-Long Island, NY-NJ-PA [35620]	11	8	9.2%
Cape Coral-Fort Myers, FL [15980]	11	2	9.2%
Naples-Marco Island, FL [34940]	11	2	9.2%
Toledo, OH [45780]	10	17	8.4%
Detroit-Warren-Livonia, MI [19820]	9	9	7.6%
Miami-Fort Lauderdale-Pompano Beach, FL [33100]	6	2	5%
Trenton-Ewing, NJ [45940]	6	2	5%
Ann Arbor, MI [11460]	5	7	4.2%
San Jose-Sunnyvale-Santa Clara, CA [41940]	5	6	4.2%
Rochester, NY [40380]	4	7	3.4%
Chicago-Naperville-Joliet, IL-IN-WI [16980]	4	5	3.4%
Cleveland-Elyria-Mentor, OH [17460]	4	5	3.4%
Albuquerque, NM [10740]	3	11	2.5%
Washington-Arlington-Alexandria, DC-VA-MD-WV [47900]	3	8	2.5%
Dallas-Fort Worth-Arlington, TX [19100]	3	7	2.5%

State College, PA [44300]	3	5	2.5%
San Francisco-Oakland-Fremont, CA [41860]	3	4	2.5%
Portland-Vancouver-Beaverton, OR-WA [38900]	3	3	2.5%
Houston-Sugar Land-Baytown, TX [26420]	3	3	2.5%
Riverside-San Bernardino-Ontario, CA [40140]	2	6	1.7%
Rochester, MN [40340]	2	5	1.7%
Phoenix-Mesa-Scottsdale, AZ [38060]	2	4	1.7%
Minneapolis-St. Paul-Bloomington, MN-WI [33460]	2	3	1.7%
Hartford-West Hartford-East Hartford, CT [25540]	2	3	1.7%
Albany-Schenectady-Troy, NY [10580]	2	3	1.7%
Scranton--Wilkes-Barre, PA [42540]	2	3	1.7%
Wilmington, NC [48900]	2	3	1.7%
San Diego-Carlsbad-San Marcos, CA [41740]	2	3	1.7%
Pittsburgh, PA [38300]	2	2	1.7%
Roanoke, VA [40220]	2	2	1.7%
Boston-Cambridge-Quincy, MA-NH [14460]	2	2	1.7%
Santa Cruz-Watsonville, CA [42100]	2	2	1.7%
Raleigh-Cary, NC [39580]	2	2	1.7%

> TEXTILES: KNITTING [66 ] - {29} : (24)

Metro Region	Patents	Inventors	% Of Class
Columbia, SC [17900]	6	2	20.7%
Charlotte-Gastonia-Concord, NC-SC [16740]	4	3	13.8%
San Francisco-Oakland-Fremont, CA [41860]	2	2	6.9%
Burlington, NC [15500]	2	1	6.9%
Greensboro-High Point, NC [24660]	2	1	6.9%
Provo-Orem, UT [39340]	2	1	6.9%
Springfield, MA [44140]	2	1	6.9%
Atlanta-Sandy Springs-Marietta, GA [12060]	2	1	6.9%
Winston-Salem, NC [49180]	2	1	6.9%

> TEXTILES: FLUID TREATING APPARATUS [68 ] - {143} : (44)

Metro Region	Patents	Inventors	% Of Class
Niles-Benton Harbor, MI [35660]	52	61	36.4%
Louisville/Jefferson County, KY-IN [31140]	31	51	21.7%
Kalamazoo-Portage, MI [28020]	19	13	13.3%
Chicago-Naperville-Joliet, IL-IN-WI [16980]	18	10	12.6%
South Bend-Mishawaka, IN-MI [43780]	18	6	12.6%
Elkhart-Goshen, IN [21140]	16	4	11.2%
Cincinnati-Middletown, OH-KY-IN [17140]	8	21	5.6%
Boston-Cambridge-Quincy, MA-NH [14460]	5	5	3.5%
Milwaukee-Waukesha-West Allis, WI [33340]	4	2	2.8%
New York-Northern New Jersey-Long Island, NY-NJ-PA [35620]	3	10	2.1%
Albany-Schenectady-Troy, NY [10580]	3	8	2.1%
Raleigh-Cary, NC [39580]	3	3	2.1%
Charlotte-Gastonia-Concord, NC-SC [16740]	3	3	2.1%
Palm Bay-Melbourne-Titusville, FL [37340]	3	2	2.1%
Detroit-Warren-Livonia, MI [19820]	3	2	2.1%
Hickory-Lenoir-Morganton, NC [25860]	3	2	2.1%
St. Louis, MO-IL [41180]	2	7	1.4%
Providence-New Bedford-Fall River, RI-MA [39300]	2	5	1.4%
Oshkosh-Neenah, WI [36780]	2	2	1.4%
Durham, NC [20500]	2	2	1.4%
Des Moines-West Des Moines, IA [19780]	2	2	1.4%
Chattanooga, TN-GA [16860]	2	2	1.4%
College Station-Bryan, TX [17780]	2	1	1.4%
Orlando-Kissimmee, FL [36740]	2	1	1.4%

Racine, WI [39540]	2	1	1.4%
Madison, WI [31540]	2	1	1.4%

> LEATHER MANUFACTURES [69] - {7} : (7)

Metro Region	Patents	Inventors	% Of Class
New York-Northern New Jersey-Long Island, NY-NJ-PA [35620]	2	1	28.6%

> LOCKS [70] - {350} : (105)

Metro Region	Patents	Inventors	% Of Class
Chicago-Naperville-Joliet, IL-IN-WI [16980]	42	36	12%
New York-Northern New Jersey-Long Island, NY-NJ-PA [35620]	36	33	10.3%
Milwaukee-Waukesha-West Allis, WI [33340]	33	34	9.4%
Charlotte-Gastonia-Concord, NC-SC [16740]	31	15	8.9%
Miami-Fort Lauderdale-Pompano Beach, FL [33100]	18	17	5.1%
Racine, WI [39540]	14	8	4%
Canton-Massillon, OH [15940]	12	7	3.4%
San Francisco-Oakland-Fremont, CA [41860]	11	13	3.1%
Greenville-Mauldin-Easley, SC [24860]	11	3	3.1%
Appleton, WI [11540]	11	2	3.1%
Oshkosh-Neenah, WI [36780]	11	2	3.1%
San Diego-Carlsbad-San Marcos, CA [41740]	8	11	2.3%
Detroit-Warren-Livonia, MI [19820]	8	6	2.3%
Minneapolis-St. Paul-Bloomington, MN-WI [33460]	7	4	2%
Dallas-Fort Worth-Arlington, TX [19100]	6	13	1.7%
Buffalo-Niagara Falls, NY [15380]	6	8	1.7%
Boston-Cambridge-Quincy, MA-NH [14460]	6	8	1.7%
Philadelphia-Camden-Wilmington, PA-NJ-DE-MD [37980]	6	8	1.7%
San Jose-Sunnyvale-Santa Clara, CA [41940]	6	4	1.7%
Portland-Vancouver-Beaverton, OR-WA [38900]	6	3	1.7%
Cleveland-Elyria-Mentor, OH [17460]	6	1	1.7%
Providence-New Bedford-Fall River, RI-MA [39300]	5	5	1.4%
Worcester, MA [49340]	5	5	1.4%
Las Vegas-Paradise, NV [29820]	5	5	1.4%
Houston-Sugar Land-Baytown, TX [26420]	4	12	1.1%
Washington-Arlington-Alexandria, DC-VA-MD-WV [47900]	4	8	1.1%
Madison, WI [31540]	4	5	1.1%
Atlanta-Sandy Springs-Marietta, GA [12060]	4	5	1.1%
Phoenix-Mesa-Scottsdale, AZ [38060]	4	4	1.1%
Seattle-Tacoma-Bellevue, WA [42660]	4	3	1.1%
Austin-Round Rock, TX [12420]	3	5	0.9%
Cincinnati-Middletown, OH-KY-IN [17140]	3	4	0.9%
Santa Rosa-Petaluma, CA [42220]	3	4	0.9%
Tampa-St. Petersburg-Clearwater, FL [45300]	3	4	0.9%
Allentown-Bethlehem-Easton, PA-NJ [10900]	3	3	0.9%
Riverside-San Bernardino-Ontario, CA [40140]	3	2	0.9%
Stockton, CA [44700]	3	2	0.9%
Modesto, CA [33700]	3	2	0.9%
Rochester, NY [40380]	2	5	0.6%
Columbus, OH [18140]	2	4	0.6%
Pittsburgh, PA [38300]	2	4	0.6%
Rockford, IL [40420]	2	3	0.6%
Tulsa, OK [46140]	2	3	0.6%
San Antonio, TX [41700]	2	3	0.6%
Jacksonville, FL [27260]	2	3	0.6%
Richmond, VA [40060]	2	2	0.6%
Cape Coral-Fort Myers, FL [15980]	2	2	0.6%
Akron, OH [10420]	2	2	0.6%

Springfield, MA [44140]	2	1	0.6%
Tyler, TX [46340]	2	1	0.6%

> CHEMISTRY: FERTILIZERS [71 ] - {154} : (77)

Metro Region	Patents	Inventors	% Of Class
Kansas City, MO-KS [28140]	12	2	7.8%
Augusta-Richmond County, GA-SC [12260]	11	1	7.1%
Chicago-Naperville-Joliet, IL-IN-WI [16980]	9	13	5.8%
Toledo, OH [45780]	9	8	5.8%
Fresno, CA [23420]	8	3	5.2%
Atlanta-Sandy Springs-Marietta, GA [12060]	7	12	4.5%
Santa Rosa-Petaluma, CA [42220]	6	2	3.9%
Seattle-Tacoma-Bellevue, WA [42660]	5	6	3.2%
Tampa-St. Petersburg-Clearwater, FL [45300]	5	6	3.2%
Orlando-Kissimmee, FL [36740]	5	4	3.2%
Richmond, VA [40060]	5	2	3.2%
New York-Northern New Jersey-Long Island, NY-NJ-PA [35620]	4	5	2.6%
Minneapolis-St. Paul-Bloomington, MN-WI [33460]	4	5	2.6%
Providence-New Bedford-Fall River, RI-MA [39300]	4	3	2.6%
Cape Coral-Fort Myers, FL [15980]	4	3	2.6%
Houston-Sugar Land-Baytown, TX [26420]	4	2	2.6%
Baltimore-Towson, MD [12580]	4	2	2.6%
Knoxville, TN [28940]	3	4	1.9%
Lakeland, FL [29460]	3	4	1.9%
Miami-Fort Lauderdale-Pompano Beach, FL [33100]	3	3	1.9%
Portland-Vancouver-Beaverton, OR-WA [38900]	3	3	1.9%
Oxnard-Thousand Oaks-Ventura, CA [37100]	3	2	1.9%
Modesto, CA [33700]	3	1	1.9%
Naples-Marco Island, FL [34940]	3	1	1.9%
Merced, CA [32900]	3	1	1.9%
Lansing-East Lansing, MI [29620]	2	5	1.3%
Columbus, OH [18140]	2	3	1.3%
Memphis, TN-MS-AR [32820]	2	3	1.3%
Birmingham-Hoover, AL [13820]	2	3	1.3%
Tucson, AZ [46060]	2	2	1.3%
Phoenix-Mesa-Scottsdale, AZ [38060]	2	2	1.3%
Charlotte-Gastonia-Concord, NC-SC [16740]	2	2	1.3%
Salinas, CA [41500]	2	2	1.3%
San Francisco-Oakland-Fremont, CA [41860]	2	2	1.3%
Evansville, IN-KY [21780]	2	1	1.3%
Riverside-San Bernardino-Ontario, CA [40140]	2	1	1.3%
Greeley, CO [24540]	2	1	1.3%
Champaign-Urbana, IL [16580]	2	1	1.3%
Springfield, MO [44180]	2	1	1.3%
Fort Collins-Loveland, CO [22660]	2	1	1.3%

> METAL DEFORMING [72 ] - {263} : (86)

Metro Region	Patents	Inventors	% Of Class
Detroit-Warren-Livonia, MI [19820]	97	94	36.9%
Ann Arbor, MI [11460]	21	15	8%
Flint, MI [22420]	18	10	6.8%
Seattle-Tacoma-Bellevue, WA [42660]	11	11	4.2%
Atlanta-Sandy Springs-Marietta, GA [12060]	10	12	3.8%
Chicago-Naperville-Joliet, IL-IN-WI [16980]	9	13	3.4%
Worcester, MA [49340]	9	10	3.4%
Cincinnati-Middletown, OH-KY-IN [17140]	9	9	3.4%
Lynchburg, VA [31340]	7	5	2.7%

Columbus, OH [18140]	6	7	2.3%
Dallas-Fort Worth-Arlington, TX [19100]	6	6	2.3%
Reading, PA [39740]	5	7	1.9%
Baltimore-Towson, MD [12580]	5	7	1.9%
Hartford-West Hartford-East Hartford, CT [25540]	5	6	1.9%
Grand Rapids-Wyoming, MI [24340]	5	3	1.9%
New York-Northern New Jersey-Long Island, NY-NJ-PA [35620]	4	8	1.5%
St. Louis, MO-IL [41180]	4	7	1.5%
Denver-Aurora, CO [19740]	4	7	1.5%
Boston-Cambridge-Quincy, MA-NH [14460]	4	6	1.5%
Tulsa, OK [46140]	4	6	1.5%
Dayton, OH [19380]	4	4	1.5%
Minneapolis-St. Paul-Bloomington, MN-WI [33460]	4	4	1.5%
Philadelphia-Camden-Wilmington, PA-NJ-DE-MD [37980]	4	4	1.5%
Indianapolis-Carmel, IN [26900]	4	3	1.5%
Pittsburgh, PA [38300]	4	3	1.5%
San Jose-Sunnyvale-Santa Clara, CA [41940]	3	8	1.1%
San Diego-Carlsbad-San Marcos, CA [41740]	3	7	1.1%
Toledo, OH [45780]	3	5	1.1%
Albany-Schenectady-Troy, NY [10580]	3	5	1.1%
South Bend-Mishawaka, IN-MI [43780]	3	3	1.1%
Akron, OH [10420]	3	3	1.1%
Rockford, IL [40420]	3	2	1.1%
York-Hanover, PA [49620]	3	2	1.1%
Springfield, MA [44140]	3	1	1.1%
Knoxville, TN [28940]	2	4	0.8%
New Haven-Milford, CT [35300]	2	4	0.8%
Cedar Rapids, IA [16300]	2	4	0.8%
Milwaukee-Waukesha-West Allis, WI [33340]	2	3	0.8%
San Antonio, TX [41700]	2	3	0.8%
Youngstown-Warren-Boardman, OH-PA [49660]	2	3	0.8%
Memphis, TN-MS-AR [32820]	2	3	0.8%
Phoenix-Mesa-Scottsdale, AZ [38060]	2	3	0.8%
Santa Cruz-Watsonville, CA [42100]	2	2	0.8%
Iowa City, IA [26980]	2	2	0.8%
Bridgeport-Stamford-Norwalk, CT [14860]	2	2	0.8%
Elkhart-Goshen, IN [21140]	2	2	0.8%
Allentown-Bethlehem-Easton, PA-NJ [10900]	2	2	0.8%
Harrisburg-Carlisle, PA [25420]	2	2	0.8%
Charleston-North Charleston, SC [16700]	2	1	0.8%
Wichita, KS [48620]	2	1	0.8%
Oxnard-Thousand Oaks-Ventura, CA [37100]	2	1	0.8%
Washington-Arlington-Alexandria, DC-VA-MD-WV [47900]	2	1	0.8%

> MEASURING AND TESTING [73 ] - {1877} : (193)

Metro Region	Patents	Inventors	% Of Class
Boston-Cambridge-Quincy, MA-NH [14460]	156	207	8.3%
Detroit-Warren-Livonia, MI [19820]	124	192	6.6%
Houston-Sugar Land-Baytown, TX [26420]	121	152	6.4%
San Jose-Sunnyvale-Santa Clara, CA [41940]	110	147	5.9%
New York-Northern New Jersey-Long Island, NY-NJ-PA [35620]	100	116	5.3%
San Francisco-Oakland-Fremont, CA [41860]	93	128	5%
Minneapolis-St. Paul-Bloomington, MN-WI [33460]	83	74	4.4%
Chicago-Naperville-Joliet, IL-IN-WI [16980]	78	106	4.2%
Hartford-West Hartford-East Hartford, CT [25540]	62	41	3.3%
Philadelphia-Camden-Wilmington, PA-NJ-DE-MD [37980]	59	83	3.1%
Ann Arbor, MI [11460]	56	72	3%
Bridgeport-Stamford-Norwalk, CT [14860]	46	43	2.5%
Baltimore-Towson, MD [12580]	45	60	2.4%
Phoenix-Mesa-Scottsdale, AZ [38060]	43	44	2.3%
San Diego-Carlsbad-San Marcos, CA [41740]	41	50	2.2%



Seattle-Tacoma-Bellevue, WA [42660]	39	49	2.1%
Dallas-Fort Worth-Arlington, TX [19100]	39	45	2.1%
Washington-Arlington-Alexandria, DC-VA-MD-WV [47900]	37	61	2%
Boulder, CO [14500]	36	38	1.9%
Denver-Aurora, CO [19740]	35	43	1.9%
Cleveland-Elyria-Mentor, OH [17460]	35	32	1.9%
Akron, OH [10420]	34	38	1.8%
Austin-Round Rock, TX [12420]	31	42	1.7%
Cincinnati-Middletown, OH-KY-IN [17140]	29	56	1.5%
Durham, NC [20500]	25	34	1.3%
New Haven-Milford, CT [35300]	24	22	1.3%
Raleigh-Cary, NC [39580]	23	32	1.2%
Flint, MI [22420]	23	30	1.2%
Fort Collins-Loveland, CO [22660]	23	18	1.2%
St. Louis, MO-IL [41180]	22	12	1.2%
Indianapolis-Carmel, IN [26900]	21	40	1.1%
Tulsa, OK [46140]	21	30	1.1%
Providence-New Bedford-Fall River, RI-MA [39300]	21	30	1.1%
Portland-Vancouver-Beaverton, OR-WA [38900]	21	23	1.1%
Albuquerque, NM [10740]	20	33	1.1%
Columbus, OH [18140]	20	27	1.1%
Colorado Springs, CO [17820]	20	10	1.1%
Oxnard-Thousand Oaks-Ventura, CA [37100]	19	18	1%
Worcester, MA [49340]	19	15	1%
Albany-Schenectady-Troy, NY [10580]	18	32	1%
Salt Lake City, UT [41620]	18	27	1%
Knoxville, TN [28940]	18	26	1%
Greeley, CO [24540]	18	19	1%
Pittsburgh, PA [38300]	17	31	0.9%
Riverside-San Bernardino-Ontario, CA [40140]	17	10	0.9%
Reno-Sparks, NV [39900]	16	14	0.9%
Atlanta-Sandy Springs-Marietta, GA [12060]	15	20	0.8%
Madison, WI [31540]	15	16	0.8%
Tampa-St. Petersburg-Clearwater, FL [45300]	14	19	0.7%
Manchester-Nashua, NH [31700]	14	14	0.7%
Peoria, IL [37900]	13	25	0.7%
Tucson, AZ [46060]	13	17	0.7%
Allentown-Bethlehem-Easton, PA-NJ [10900]	11	18	0.6%
Santa Cruz-Watsonville, CA [42100]	11	9	0.6%
San Antonio, TX [41700]	10	15	0.5%
Richmond, VA [40060]	10	14	0.5%
Virginia Beach-Norfolk-Newport News, VA-NC [47260]	10	12	0.5%
Houma-Bayou Cane-Thibodaux, LA [26380]	10	1	0.5%
Appleton, WI [11540]	9	18	0.5%
Milwaukee-Waukesha-West Allis, WI [33340]	9	13	0.5%
Lansing-East Lansing, MI [29620]	9	11	0.5%
Charlotte-Gastonia-Concord, NC-SC [16740]	9	9	0.5%
Oklahoma City, OK [36420]	9	9	0.5%
Trenton-Ewing, NJ [45940]	9	6	0.5%
Kennewick-Richland-Pasco, WA [28420]	8	22	0.4%
Oshkosh-Neenah, WI [36780]	8	15	0.4%
Rochester, NY [40380]	8	13	0.4%
Greenville-Mauldin-Easley, SC [24860]	8	12	0.4%
South Bend-Mishawaka, IN-MI [43780]	8	12	0.4%
Laredo, TX [29700]	8	11	0.4%
Burlington-South Burlington, VT [15540]	8	10	0.4%
Sacramento--Arden-Arcade--Roseville, CA [40900]	8	8	0.4%
Kansas City, MO-KS [28140]	8	7	0.4%
Bremerton-Silverdale, WA [14740]	8	6	0.4%
Rockford, IL [40420]	8	5	0.4%
Gainesville, FL [23540]	7	13	0.4%
Miami-Fort Lauderdale-Pompano Beach, FL [33100]	7	10	0.4%
Toledo, OH [45780]	7	10	0.4%
Huntsville, AL [26620]	7	9	0.4%
Portland-South Portland-Biddeford, ME [38860]	7	8	0.4%

Wichita, KS [48620]	7	6	0.4%
Buffalo-Niagara Falls, NY [15380]	6	14	0.3%
Santa Rosa-Petaluma, CA [42220]	6	13	0.3%
Asheville, NC [11700]	6	8	0.3%
Harrisburg-Carlisle, PA [25420]	6	7	0.3%
Elkhart-Goshen, IN [21140]	6	6	0.3%
Las Cruces, NM [29740]	6	5	0.3%
Janesville, WI [27500]	6	4	0.3%
Lexington-Fayette, KY [30460]	6	4	0.3%
Louisville/Jefferson County, KY-IN [31140]	6	3	0.3%
Lincoln, NE [30700]	5	13	0.3%
Modesto, CA [33700]	5	9	0.3%
Omaha-Council Bluffs, NE-IA [36540]	5	9	0.3%
Canton-Massillon, OH [15940]	5	7	0.3%
Boise City-Nampa, ID [14260]	5	7	0.3%
Barnstable Town, MA [12700]	5	7	0.3%
Memphis, TN-MS-AR [32820]	5	6	0.3%
Dayton, OH [19380]	5	5	0.3%
Rochester, MN [40340]	5	4	0.3%
Salem, OR [41420]	5	2	0.3%
Greenville, NC [24780]	5	2	0.3%
State College, PA [44300]	4	10	0.2%
Jacksonville, FL [27260]	4	9	0.2%
Youngstown-Warren-Boardman, OH-PA [49660]	4	7	0.2%
Greensboro-High Point, NC [24660]	4	6	0.2%
Palm Bay-Melbourne-Titusville, FL [37340]	4	6	0.2%
Chattanooga, TN-GA [16860]	4	5	0.2%
Springfield, MA [44140]	4	5	0.2%
Racine, WI [39540]	4	5	0.2%
Augusta-Richmond County, GA-SC [12260]	4	4	0.2%
Saginaw-Saginaw Township North, MI [40980]	4	4	0.2%
New Orleans-Metairie-Kenner, LA [35380]	4	4	0.2%
Syracuse, NY [45060]	4	4	0.2%
San Luis Obispo-Paso Robles, CA [42020]	4	4	0.2%
Reading, PA [39740]	4	3	0.2%
Vallejo-Fairfield, CA [46700]	4	3	0.2%
Longview, TX [30980]	4	2	0.2%
Tyler, TX [46340]	4	2	0.2%
Salinas, CA [41500]	4	2	0.2%
El Paso, TX [21340]	4	1	0.2%
McAllen-Edinburg-Mission, TX [32580]	4	1	0.2%
Orlando-Kissimmee, FL [36740]	3	7	0.2%
Davenport-Moline-Rock Island, IA-IL [19340]	3	6	0.2%
Erie, PA [21500]	3	6	0.2%
Fort Wayne, IN [23060]	3	4	0.2%
Champaign-Urbana, IL [16580]	3	4	0.2%
Midland, TX [33260]	3	3	0.2%
Grand Rapids-Wyoming, MI [24340]	3	3	0.2%
Spartanburg, SC [43900]	3	3	0.2%
Nashville-Davidson--Murfreesboro--Franklin, TN [34980]	3	3	0.2%
Little Rock-North Little Rock-Conway, AR [30780]	3	3	0.2%
Bowling Green, KY [14540]	3	1	0.2%
College Station-Bryan, TX [17780]	2	6	0.1%
Columbia, SC [17900]	2	6	0.1%
Panama City-Lynn Haven, FL [37460]	2	6	0.1%
Blacksburg-Christiansburg-Radford, VA [13980]	2	5	0.1%
Bakersfield, CA [12540]	2	4	0.1%
Lynchburg, VA [31340]	2	3	0.1%
Charlottesville, VA [16820]	2	3	0.1%
Green Bay, WI [24580]	2	3	0.1%
Pensacola-Ferry Pass-Brent, FL [37860]	2	3	0.1%
Binghamton, NY [13780]	2	3	0.1%
Lafayette, LA [29180]	2	3	0.1%
Lakeland, FL [29460]	2	2	0.1%
Medford, OR [32780]	2	2	0.1%

Johnson City, TN [27740]	2	2	0.1%
Kingston, NY [28740]	2	2	0.1%
Kingsport-Bristol-Bristol, TN-VA [28700]	2	2	0.1%
Roanoke, VA [40220]	2	2	0.1%
Yuba City, CA [49700]	2	2	0.1%
Burlington, NC [15500]	2	2	0.1%
Ogden-Clearfield, UT [36260]	2	2	0.1%
Iowa City, IA [26980]	2	2	0.1%
Jackson, MS [27140]	2	2	0.1%
Eugene-Springfield, OR [21660]	2	1	0.1%
Ocala, FL [36100]	2	1	0.1%
Norwich-New London, CT [35980]	2	1	0.1%
Eau Claire, WI [20740]	2	1	0.1%

> MACHINE ELEMENT OR MECHANISM [74 ] - {141} : (70)

Metro Region	Patents	Inventors	% Of Class
Phoenix-Mesa-Scottsdale, AZ [38060]	21	32	14.9%
Detroit-Warren-Livonia, MI [19820]	16	25	11.3%
New York-Northern New Jersey-Long Island, NY-NJ-PA [35620]	8	10	5.7%
San Francisco-Oakland-Fremont, CA [41860]	8	9	5.7%
San Jose-Sunnyvale-Santa Clara, CA [41940]	6	9	4.3%
Cleveland-Elyria-Mentor, OH [17460]	6	8	4.3%
Chicago-Naperville-Joliet, IL-IN-WI [16980]	6	6	4.3%
Ann Arbor, MI [11460]	5	6	3.5%
Houston-Sugar Land-Baytown, TX [26420]	5	5	3.5%
Rockford, IL [40420]	5	4	3.5%
Tucson, AZ [46060]	4	7	2.8%
Minneapolis-St. Paul-Bloomington, MN-WI [33460]	4	7	2.8%
Memphis, TN-MS-AR [32820]	4	5	2.8%
Oxnard-Thousand Oaks-Ventura, CA [37100]	4	3	2.8%
Washington-Arlington-Alexandria, DC-VA-MD-WV [47900]	4	2	2.8%
Akron, OH [10420]	3	4	2.1%
Durham, NC [20500]	3	3	2.1%
Indianapolis-Carmel, IN [26900]	2	8	1.4%
Atlanta-Sandy Springs-Marietta, GA [12060]	2	6	1.4%
Seattle-Tacoma-Bellevue, WA [42660]	2	5	1.4%
Dayton, OH [19380]	2	3	1.4%
Binghamton, NY [13780]	2	2	1.4%
Manchester-Nashua, NH [31700]	2	2	1.4%
Milwaukee-Waukesha-West Allis, WI [33340]	2	2	1.4%
Buffalo-Niagara Falls, NY [15380]	2	2	1.4%
Columbus, OH [18140]	2	2	1.4%
Raleigh-Cary, NC [39580]	2	2	1.4%
Riverside-San Bernardino-Ontario, CA [40140]	2	2	1.4%
Boston-Cambridge-Quincy, MA-NH [14460]	2	2	1.4%
Burlington, NC [15500]	2	1	1.4%
Dallas-Fort Worth-Arlington, TX [19100]	2	1	1.4%
Janesville, WI [27500]	2	1	1.4%
Charlotte-Gastonia-Concord, NC-SC [16740]	2	1	1.4%
Grand Rapids-Wyoming, MI [24340]	2	1	1.4%

> SPECIALIZED METALLURGICAL PROCESSES, COMPOSITIONS FOR USE THEREIN, CONSOLIDATED METAL POWDER COMPOSITIONS, AND LOOSE METAL PARTICULATE MIXTURES [75 ] - {41} :

Metro Region	Patents	Inventors	% Of Class
Indianapolis-Carmel, IN [26900]	7	2	17.1%
Duluth, MN-WI [20260]	5	8	12.2%
Chicago-Naperville-Joliet, IL-IN-WI [16980]	3	6	7.3%

Pittsburgh, PA [38300]	3	4	7.3%
Atlanta-Sandy Springs-Marietta, GA [12060]	3	4	7.3%
Boston-Cambridge-Quincy, MA-NH [14460]	2	5	4.9%
Baton Rouge, LA [12940]	2	3	4.9%
Albany-Schenectady-Troy, NY [10580]	2	3	4.9%
Toledo, OH [45780]	2	3	4.9%
Cleveland-Elyria-Mentor, OH [17460]	2	2	4.9%
Youngstown-Warren-Boardman, OH-PA [49660]	2	1	4.9%

> METAL TOOLS AND IMPLEMENTS, MAKING [76 ] - {9} : (9)

Metro Region	Patents	Inventors	% Of Class
Portland-Vancouver-Beaverton, OR-WA [38900]	3	7	33.3%

> TOOLS [81 ] - {485} : (140)

Metro Region	Patents	Inventors	% Of Class
Chicago-Naperville-Joliet, IL-IN-WI [16980]	46	33	9.5%
New York-Northern New Jersey-Long Island, NY-NJ-PA [35620]	34	33	7%
San Jose-Sunnyvale-Santa Clara, CA [41940]	21	16	4.3%
San Francisco-Oakland-Fremont, CA [41860]	20	12	4.1%
Racine, WI [39540]	17	12	3.5%
York-Hanover, PA [49620]	17	4	3.5%
Detroit-Warren-Livonia, MI [19820]	16	25	3.3%
Dallas-Fort Worth-Arlington, TX [19100]	14	17	2.9%
Houston-Sugar Land-Baytown, TX [26420]	14	17	2.9%
Lafayette, LA [29180]	13	17	2.7%
Milwaukee-Waukesha-West Allis, WI [33340]	13	13	2.7%
Baltimore-Towson, MD [12580]	13	11	2.7%
Phoenix-Mesa-Scottsdale, AZ [38060]	12	17	2.5%
San Diego-Carlsbad-San Marcos, CA [41740]	12	10	2.5%
Riverside-San Bernardino-Ontario, CA [40140]	12	9	2.5%
Denver-Aurora, CO [19740]	11	12	2.3%
Boston-Cambridge-Quincy, MA-NH [14460]	9	11	1.9%
Minneapolis-St. Paul-Bloomington, MN-WI [33460]	9	10	1.9%
New Haven-Milford, CT [35300]	9	8	1.9%
Philadelphia-Camden-Wilmington, PA-NJ-DE-MD [37980]	9	8	1.9%
Atlanta-Sandy Springs-Marietta, GA [12060]	9	7	1.9%
Miami-Fort Lauderdale-Pompano Beach, FL [33100]	8	10	1.6%
Hartford-West Hartford-East Hartford, CT [25540]	7	9	1.4%
Oxnard-Thousand Oaks-Ventura, CA [37100]	7	7	1.4%
Pittsburgh, PA [38300]	7	7	1.4%
Boulder, CO [14500]	7	7	1.4%
Akron, OH [10420]	7	5	1.4%
Cleveland-Elyria-Mentor, OH [17460]	6	7	1.2%
Manchester-Nashua, NH [31700]	6	6	1.2%
Las Vegas-Paradise, NV [29820]	6	5	1.2%
Charlotte-Gastonia-Concord, NC-SC [16740]	5	8	1%
Midland, TX [33260]	5	5	1%
Seattle-Tacoma-Bellevue, WA [42660]	5	5	1%
Portland-Vancouver-Beaverton, OR-WA [38900]	5	4	1%
Providence-New Bedford-Fall River, RI-MA [39300]	5	4	1%
Cincinnati-Middletown, OH-KY-IN [17140]	5	2	1%
Rockford, IL [40420]	4	6	0.8%
Kansas City, MO-KS [28140]	4	6	0.8%
Rochester, NY [40380]	4	6	0.8%
Tampa-St. Petersburg-Clearwater, FL [45300]	4	6	0.8%
Washington-Arlington-Alexandria, DC-VA-MD-WV [47900]	4	5	0.8%
Nashville-Davidson--Murfreesboro--Franklin, TN [34980]	4	4	0.8%

St. Louis, MO-IL [41180]	4	4	0.8%
Portland-South Portland-Biddeford, ME [38860]	4	3	0.8%
Allentown-Bethlehem-Easton, PA-NJ [10900]	4	3	0.8%
Salt Lake City, UT [41620]	4	3	0.8%
Indianapolis-Carmel, IN [26900]	4	3	0.8%
Bridgeport-Stamford-Norwalk, CT [14860]	3	8	0.6%
Fort Collins-Loveland, CO [22660]	3	5	0.6%
Greeley, CO [24540]	3	5	0.6%
Flint, MI [22420]	3	5	0.6%
Greenville-Mauldin-Easley, SC [24860]	3	4	0.6%
Tucson, AZ [46060]	3	4	0.6%
Norwich-New London, CT [35980]	3	4	0.6%
Virginia Beach-Norfolk-Newport News, VA-NC [47260]	3	3	0.6%
Kalamazoo-Portage, MI [28020]	3	3	0.6%
Sacramento--Arden-Arcade--Roseville, CA [40900]	3	3	0.6%
College Station-Bryan, TX [17780]	3	2	0.6%
Rochester, MN [40340]	2	5	0.4%
Waterloo-Cedar Falls, IA [47940]	2	4	0.4%
Punta Gorda, FL [39460]	2	4	0.4%
Des Moines-West Des Moines, IA [19780]	2	4	0.4%
San Antonio, TX [41700]	2	3	0.4%
Laredo, TX [29700]	2	2	0.4%
Wilmington, NC [48900]	2	2	0.4%
Louisville/Jefferson County, KY-IN [31140]	2	2	0.4%
Lexington-Fayette, KY [30460]	2	2	0.4%
Austin-Round Rock, TX [12420]	2	2	0.4%
Reno-Sparks, NV [39900]	2	2	0.4%
Asheville, NC [11700]	2	2	0.4%
Albany-Schenectady-Troy, NY [10580]	2	2	0.4%
Lakeland, FL [29460]	2	2	0.4%
Salinas, CA [41500]	2	2	0.4%
Orlando-Kissimmee, FL [36740]	2	2	0.4%
New Orleans-Metairie-Kenner, LA [35380]	2	2	0.4%
Tyler, TX [46340]	2	2	0.4%
Killeen-Temple-Fort Hood, TX [28660]	2	1	0.4%
Columbia, SC [17900]	2	1	0.4%
Columbia, MO [17860]	2	1	0.4%
Worcester, MA [49340]	2	1	0.4%

> TURNING [82 ] - {81} : (51)

Metro Region	Patents	Inventors	% Of Class
Pittsburgh, PA [38300]	9	23	11.1%
Chicago-Naperville-Joliet, IL-IN-WI [16980]	7	7	8.6%
Santa Rosa-Petaluma, CA [42220]	7	4	8.6%
Boston-Cambridge-Quincy, MA-NH [14460]	6	8	7.4%
Allentown-Bethlehem-Easton, PA-NJ [10900]	4	10	4.9%
Houston-Sugar Land-Baytown, TX [26420]	4	6	4.9%
Portland-Vancouver-Beaverton, OR-WA [38900]	4	6	4.9%
Cleveland-Elyria-Mentor, OH [17460]	4	3	4.9%
Reading, PA [39740]	4	3	4.9%
Nashville-Davidson--Murfreesboro--Franklin, TN [34980]	3	9	3.7%
Toledo, OH [45780]	3	5	3.7%
Rochester, NY [40380]	2	4	2.5%
Ann Arbor, MI [11460]	2	3	2.5%
Champaign-Urbana, IL [16580]	2	3	2.5%
Charlotte-Gastonia-Concord, NC-SC [16740]	2	3	2.5%
Dallas-Fort Worth-Arlington, TX [19100]	2	2	2.5%
Hartford-West Hartford-East Hartford, CT [25540]	2	2	2.5%
Akron, OH [10420]	2	1	2.5%
Memphis, TN-MS-AR [32820]	2	1	2.5%
Portland-South Portland-Biddeford, ME [38860]	2	1	2.5%

St. Louis, MO-IL [41180] 2 1 2.5%

> CUTTING [83 ] - {269} : (110)

Metro Region	Patents	Inventors	% Of Class
Portland-Vancouver-Beaverton, OR-WA [38900]	28	27	10.4%
Chicago-Naperville-Joliet, IL-IN-WI [16980]	24	30	8.9%
San Francisco-Oakland-Fremont, CA [41860]	22	21	8.2%
San Jose-Sunnyvale-Santa Clara, CA [41940]	19	16	7.1%
New York-Northern New Jersey-Long Island, NY-NJ-PA [35620]	17	13	6.3%
Seattle-Tacoma-Bellevue, WA [42660]	13	14	4.8%
Atlanta-Sandy Springs-Marietta, GA [12060]	10	18	3.7%
Appleton, WI [11540]	10	15	3.7%
Boston-Cambridge-Quincy, MA-NH [14460]	10	14	3.7%
Detroit-Warren-Livonia, MI [19820]	9	13	3.3%
Durham, NC [20500]	9	6	3.3%
Raleigh-Cary, NC [39580]	9	6	3.3%
Baltimore-Towson, MD [12580]	8	9	3%
Santa Cruz-Watsonville, CA [42100]	8	2	3%
Dallas-Fort Worth-Arlington, TX [19100]	5	11	1.9%
Oshkosh-Neenah, WI [36780]	5	10	1.9%
Milwaukee-Waukesha-West Allis, WI [33340]	5	9	1.9%
Greensboro-High Point, NC [24660]	5	9	1.9%
Minneapolis-St. Paul-Bloomington, MN-WI [33460]	5	8	1.9%
Charlotte-Gastonia-Concord, NC-SC [16740]	5	7	1.9%
Philadelphia-Camden-Wilmington, PA-NJ-DE-MD [37980]	5	7	1.9%
Toledo, OH [45780]	5	5	1.9%
Rochester, NY [40380]	4	16	1.5%
Cincinnati-Middletown, OH-KY-IN [17140]	4	7	1.5%
Cleveland-Elyria-Mentor, OH [17460]	4	5	1.5%
Akron, OH [10420]	4	4	1.5%
San Diego-Carlsbad-San Marcos, CA [41740]	4	4	1.5%
Oxnard-Thousand Oaks-Ventura, CA [37100]	4	3	1.5%
Phoenix-Mesa-Scottsdale, AZ [38060]	3	10	1.1%
Memphis, TN-MS-AR [32820]	3	9	1.1%
Pittsburgh, PA [38300]	3	5	1.1%
Boise City-Nampa, ID [14260]	3	4	1.1%
Green Bay, WI [24580]	3	4	1.1%
Columbus, OH [18140]	3	4	1.1%
New Haven-Milford, CT [35300]	3	3	1.1%
Allentown-Bethlehem-Easton, PA-NJ [10900]	3	3	1.1%
Cape Coral-Fort Myers, FL [15980]	3	3	1.1%
Providence-New Bedford-Fall River, RI-MA [39300]	3	3	1.1%
Reading, PA [39740]	3	3	1.1%
Asheville, NC [11700]	3	2	1.1%
Punta Gorda, FL [39460]	3	2	1.1%
Winston-Salem, NC [49180]	3	2	1.1%
Bridgeport-Stamford-Norwalk, CT [14860]	3	2	1.1%
York-Hanover, PA [49620]	3	2	1.1%
Washington-Arlington-Alexandria, DC-VA-MD-WV [47900]	3	2	1.1%
Salinas, CA [41500]	3	1	1.1%
Evansville, IN-KY [21780]	2	3	0.7%
Greenville, NC [24780]	2	3	0.7%
Kansas City, MO-KS [28140]	2	3	0.7%
Kennewick-Richland-Pasco, WA [28420]	2	3	0.7%
Denver-Aurora, CO [19740]	2	3	0.7%
South Bend-Mishawaka, IN-MI [43780]	2	2	0.7%
Rockford, IL [40420]	2	2	0.7%
Barnstable Town, MA [12700]	2	2	0.7%
Lancaster, PA [29540]	2	2	0.7%
Naples-Marco Island, FL [34940]	2	2	0.7%
El Paso, TX [21340]	2	2	0.7%

Racine, WI [39540]	2	2	0.7%
Miami-Fort Lauderdale-Pompano Beach, FL [33100]	2	2	0.7%
Riverside-San Bernardino-Ontario, CA [40140]	2	2	0.7%
Lafayette, LA [29180]	2	2	0.7%
Ogden-Clearfield, UT [36260]	2	2	0.7%
Flint, MI [22420]	2	2	0.7%
Hartford-West Hartford-East Hartford, CT [25540]	2	2	0.7%
Fort Wayne, IN [23060]	2	2	0.7%
Las Cruces, NM [29740]	2	2	0.7%
Canton-Massillon, OH [15940]	2	1	0.7%
Syracuse, NY [45060]	2	1	0.7%
Yakima, WA [49420]	2	1	0.7%
Janesville, WI [27500]	2	1	0.7%

> MUSIC [84 ] - {13} : (9)

Metro Region	Patents	Inventors	% Of Class
Reno-Sparks, NV [39900]	3	2	23.1%
New York-Northern New Jersey-Long Island, NY-NJ-PA [35620]	2	4	15.4%
Indianapolis-Carmel, IN [26900]	2	2	15.4%

> AMMUNITION AND EXPLOSIVE-CHARGE MAKING [86 ] - {90} : (54)

Metro Region	Patents	Inventors	% Of Class
New York-Northern New Jersey-Long Island, NY-NJ-PA [35620]	11	26	12.2%
Knoxville, TN [28940]	8	2	8.9%
Washington-Arlington-Alexandria, DC-VA-MD-WV [47900]	7	20	7.8%
Milwaukee-Waukesha-West Allis, WI [33340]	7	3	7.8%
Minneapolis-St. Paul-Bloomington, MN-WI [33460]	5	8	5.6%
San Francisco-Oakland-Fremont, CA [41860]	4	10	4.4%
Phoenix-Mesa-Scottsdale, AZ [38060]	4	3	4.4%
Laredo, TX [29700]	4	2	4.4%
San Antonio, TX [41700]	4	2	4.4%
San Jose-Sunnyvale-Santa Clara, CA [41940]	3	8	3.3%
Hartford-West Hartford-East Hartford, CT [25540]	3	3	3.3%
San Diego-Carlsbad-San Marcos, CA [41740]	3	3	3.3%
Anchorage, AK [11260]	3	1	3.3%
Pittsburgh, PA [38300]	2	10	2.2%
Modesto, CA [33700]	2	6	2.2%
Dallas-Fort Worth-Arlington, TX [19100]	2	6	2.2%
Provo-Orem, UT [39340]	2	4	2.2%
Kansas City, MO-KS [28140]	2	3	2.2%
St. Louis, MO-IL [41180]	2	3	2.2%
Lafayette, LA [29180]	2	3	2.2%
Olympia, WA [36500]	2	2	2.2%
Denver-Aurora, CO [19740]	2	2	2.2%
Chico, CA [17020]	2	2	2.2%
Yuba City, CA [49700]	2	2	2.2%
Virginia Beach-Norfolk-Newport News, VA-NC [47260]	2	2	2.2%
Allentown-Bethlehem-Easton, PA-NJ [10900]	2	1	2.2%
Ann Arbor, MI [11460]	2	1	2.2%
Stockton, CA [44700]	2	1	2.2%
Peoria, IL [37900]	2	1	2.2%

> TEXTILES: BRAIDING, NETTING, AND LACE MAKING [87 ] - {55} : (33)

Metro Region	Patents	Inventors	% Of Class
--------------	---------	-----------	------------

Sacramento--Arden-Arcade--Roseville, CA [40900]	8	2	14.5%
Dallas-Fort Worth-Arlington, TX [19100]	8	2	14.5%
Boston-Cambridge-Quincy, MA-NH [14460]	7	6	12.7%
Yuba City, CA [49700]	7	1	12.7%
Philadelphia-Camden-Wilmington, PA-NJ-DE-MD [37980]	6	6	10.9%
Riverside-San Bernardino-Ontario, CA [40140]	6	4	10.9%
San Diego-Carlsbad-San Marcos, CA [41740]	6	2	10.9%
New York-Northern New Jersey-Long Island, NY-NJ-PA [35620]	4	6	7.3%
Cincinnati-Middletown, OH-KY-IN [17140]	3	9	5.5%
Worcester, MA [49340]	3	5	5.5%
San Jose-Sunnyvale-Santa Clara, CA [41940]	3	4	5.5%
San Francisco-Oakland-Fremont, CA [41860]	3	4	5.5%
Bellingham, WA [13380]	2	2	3.6%
Richmond, VA [40060]	2	2	3.6%
Cleveland-Elyria-Mentor, OH [17460]	2	2	3.6%
Houston-Sugar Land-Baytown, TX [26420]	2	2	3.6%
Providence-New Bedford-Fall River, RI-MA [39300]	2	1	3.6%
Oxnard-Thousand Oaks-Ventura, CA [37100]	2	1	3.6%
Allentown-Bethlehem-Easton, PA-NJ [10900]	2	1	3.6%

> ORDNANCE [89] - {951} : (166)

Metro Region	Patents	Inventors	% Of Class
Washington-Arlington-Alexandria, DC-VA-MD-WV [47900]	81	95	8.5%
Phoenix-Mesa-Scottsdale, AZ [38060]	80	92	8.4%
New York-Northern New Jersey-Long Island, NY-NJ-PA [35620]	62	95	6.5%
Boston-Cambridge-Quincy, MA-NH [14460]	50	66	5.3%
Dallas-Fort Worth-Arlington, TX [19100]	47	49	4.9%
Baltimore-Towson, MD [12580]	44	43	4.6%
Detroit-Warren-Livonia, MI [19820]	37	36	3.9%
Tucson, AZ [46060]	35	60	3.7%
Houston-Sugar Land-Baytown, TX [26420]	32	42	3.4%
Philadelphia-Camden-Wilmington, PA-NJ-DE-MD [37980]	31	43	3.3%
San Francisco-Oakland-Fremont, CA [41860]	31	33	3.3%
Manchester-Nashua, NH [31700]	29	19	3%
Providence-New Bedford-Fall River, RI-MA [39300]	28	29	2.9%
Worcester, MA [49340]	28	17	2.9%
Richmond, VA [40060]	25	29	2.6%
Indianapolis-Carmel, IN [26900]	25	26	2.6%
Albany-Schenectady-Troy, NY [10580]	24	47	2.5%
Riverside-San Bernardino-Ontario, CA [40140]	23	24	2.4%
Allentown-Bethlehem-Easton, PA-NJ [10900]	21	19	2.2%
Chicago-Naperville-Joliet, IL-IN-WI [16980]	20	28	2.1%
San Jose-Sunnyvale-Santa Clara, CA [41940]	18	24	1.9%
Oxnard-Thousand Oaks-Ventura, CA [37100]	16	18	1.7%
Seattle-Tacoma-Bellevue, WA [42660]	16	16	1.7%
San Diego-Carlsbad-San Marcos, CA [41740]	15	16	1.6%
Atlanta-Sandy Springs-Marietta, GA [12060]	15	13	1.6%
Bloomington, IN [14020]	15	9	1.6%
Denver-Aurora, CO [19740]	13	13	1.4%
Minneapolis-St. Paul-Bloomington, MN-WI [33460]	12	19	1.3%
Miami-Fort Lauderdale-Pompano Beach, FL [33100]	12	15	1.3%
Syracuse, NY [45060]	11	6	1.2%
Hartford-West Hartford-East Hartford, CT [25540]	10	17	1.1%
Virginia Beach-Norfolk-Newport News, VA-NC [47260]	10	10	1.1%
Springfield, MA [44140]	9	8	0.9%
Boise City-Nampa, ID [14260]	9	8	0.9%
Ann Arbor, MI [11460]	9	7	0.9%
Boulder, CO [14500]	9	6	0.9%
Kingston, NY [28740]	9	3	0.9%
Bakersfield, CA [12540]	8	16	0.8%



Albuquerque, NM [10740]	8	14	0.8%
Tallahassee, FL [45220]	8	11	0.8%
Salt Lake City, UT [41620]	8	9	0.8%
Cincinnati-Middletown, OH-KY-IN [17140]	8	9	0.8%
Salisbury, MD [41540]	8	2	0.8%
Huntsville, AL [26620]	7	9	0.7%
Portland-Vancouver-Beaverton, OR-WA [38900]	7	9	0.7%
Modesto, CA [33700]	7	8	0.7%
San Antonio, TX [41700]	7	4	0.7%
Laredo, TX [29700]	7	3	0.7%
Santa Rosa-Petaluma, CA [42220]	7	2	0.7%
Panama City-Lynn Haven, FL [37460]	6	13	0.6%
Austin-Round Rock, TX [12420]	6	10	0.6%
Tampa-St. Petersburg-Clearwater, FL [45300]	6	10	0.6%
Salem, OR [41420]	6	7	0.6%
Pittsburgh, PA [38300]	6	7	0.6%
Portland-South Portland-Biddeford, ME [38860]	6	4	0.6%
Jacksonville, FL [27260]	6	2	0.6%
Charleston-North Charleston, SC [16700]	5	10	0.5%
Fort Wayne, IN [23060]	5	4	0.5%
Greeley, CO [24540]	5	4	0.5%
Columbia, SC [17900]	5	4	0.5%
Evansville, IN-KY [21780]	5	3	0.5%
York-Hanover, PA [49620]	5	2	0.5%
Burlington-South Burlington, VT [15540]	4	7	0.4%
Columbia, MO [17860]	4	5	0.4%
Columbus, OH [18140]	4	5	0.4%
Orlando-Kissimmee, FL [36740]	4	4	0.4%
Knoxville, TN [28940]	4	4	0.4%
Charlotte-Gastonia-Concord, NC-SC [16740]	4	4	0.4%
Lansing-East Lansing, MI [29620]	4	4	0.4%
Nashville-Davidson--Murfreesboro--Franklin, TN [34980]	4	3	0.4%
New Orleans-Metairie-Kenner, LA [35380]	4	3	0.4%
Winston-Salem, NC [49180]	4	2	0.4%
Yuma, AZ [49740]	4	2	0.4%
Fresno, CA [23420]	4	1	0.4%
South Bend-Mishawaka, IN-MI [43780]	4	1	0.4%
Fort Collins-Loveland, CO [22660]	4	1	0.4%
Binghamton, NY [13780]	3	6	0.3%
New Haven-Milford, CT [35300]	3	6	0.3%
Durham, NC [20500]	3	6	0.3%
St. Louis, MO-IL [41180]	3	5	0.3%
Oshkosh-Neenah, WI [36780]	3	5	0.3%
Davenport-Moline-Rock Island, IA-IL [19340]	3	5	0.3%
Raleigh-Cary, NC [39580]	3	4	0.3%
Santa Cruz-Watsonville, CA [42100]	3	4	0.3%
Palm Bay-Melbourne-Titusville, FL [37340]	3	3	0.3%
Port St. Lucie, FL [38940]	3	3	0.3%
Charlottesville, VA [16820]	3	3	0.3%
Visalia-Porterville, CA [47300]	3	2	0.3%
Ogden-Clearfield, UT [36260]	3	2	0.3%
Provo-Orem, UT [39340]	3	2	0.3%
Louisville/Jefferson County, KY-IN [31140]	3	2	0.3%
Las Vegas-Paradise, NV [29820]	3	2	0.3%
Blacksburg-Christiansburg-Radford, VA [13980]	3	1	0.3%
San Luis Obispo-Paso Robles, CA [42020]	3	1	0.3%
Utica-Rome, NY [46540]	3	1	0.3%
Toledo, OH [45780]	3	1	0.3%
Cleveland-Elyria-Mentor, OH [17460]	2	6	0.2%
Salinas, CA [41500]	2	4	0.2%
Burlington, NC [15500]	2	4	0.2%
Spartanburg, SC [43900]	2	3	0.2%
Wichita, KS [48620]	2	3	0.2%
Trenton-Ewing, NJ [45940]	2	3	0.2%
Kennewick-Richland-Pasco, WA [28420]	2	3	0.2%

Gulfport-Biloxi, MS [25060]	2	2	0.2%
Bridgeport-Stamford-Norwalk, CT [14860]	2	2	0.2%
Rochester, NY [40380]	2	2	0.2%
Norwich-New London, CT [35980]	2	2	0.2%
Colorado Springs, CO [17820]	2	2	0.2%
Fayetteville-Springdale-Rogers, AR-MO [22220]	2	2	0.2%
Waco, TX [47380]	2	2	0.2%
Killeen-Temple-Fort Hood, TX [28660]	2	2	0.2%
Memphis, TN-MS-AR [32820]	2	2	0.2%
Las Cruces, NM [29740]	2	2	0.2%
Lancaster, PA [29540]	2	2	0.2%
Mobile, AL [33660]	2	2	0.2%
Fayetteville, NC [22180]	2	2	0.2%
Appleton, WI [11540]	2	2	0.2%
Baton Rouge, LA [12940]	2	1	0.2%
Lafayette, LA [29180]	2	1	0.2%
Kansas City, MO-KS [28140]	2	1	0.2%
Medford, OR [32780]	2	1	0.2%

> MOTORS: EXPANSIBLE CHAMBER TYPE [91 ] - {15} : (14)

Metro Region	Patents	Inventors	% Of Class
Chicago-Naperville-Joliet, IL-IN-WI [16980]	4	8	26.7%
Peoria, IL [37900]	2	5	13.3%
Detroit-Warren-Livonia, MI [19820]	2	4	13.3%

> EXPANSIBLE CHAMBER DEVICES [92 ] - {119} : (67)

Metro Region	Patents	Inventors	% Of Class
Detroit-Warren-Livonia, MI [19820]	14	20	11.8%
Chicago-Naperville-Joliet, IL-IN-WI [16980]	8	11	6.7%
Ann Arbor, MI [11460]	8	8	6.7%
Kansas City, MO-KS [28140]	7	5	5.9%
Dallas-Fort Worth-Arlington, TX [19100]	7	3	5.9%
Cleveland-Elyria-Mentor, OH [17460]	6	9	5%
Boston-Cambridge-Quincy, MA-NH [14460]	6	6	5%
Buffalo-Niagara Falls, NY [15380]	5	11	4.2%
Rockford, IL [40420]	4	4	3.4%
Peoria, IL [37900]	3	7	2.5%
Houston-Sugar Land-Baytown, TX [26420]	3	5	2.5%
Kingsport-Bristol-Bristol, TN-VA [28700]	3	5	2.5%
Fort Wayne, IN [23060]	3	5	2.5%
Seattle-Tacoma-Bellevue, WA [42660]	3	4	2.5%
Minneapolis-St. Paul-Bloomington, MN-WI [33460]	3	4	2.5%
Hartford-West Hartford-East Hartford, CT [25540]	3	3	2.5%
New York-Northern New Jersey-Long Island, NY-NJ-PA [35620]	3	2	2.5%
Birmingham-Hoover, AL [13820]	3	2	2.5%
South Bend-Mishawaka, IN-MI [43780]	2	4	1.7%
Indianapolis-Carmel, IN [26900]	2	4	1.7%
Manchester-Nashua, NH [31700]	2	3	1.7%
Kalamazoo-Portage, MI [28020]	2	3	1.7%
Baltimore-Towson, MD [12580]	2	3	1.7%
Cincinnati-Middletown, OH-KY-IN [17140]	2	3	1.7%
Canton-Massillon, OH [15940]	2	2	1.7%
Fresno, CA [23420]	2	2	1.7%
Bellingham, WA [13380]	2	2	1.7%
Washington-Arlington-Alexandria, DC-VA-MD-WV [47900]	2	2	1.7%
Akron, OH [10420]	2	2	1.7%
San Francisco-Oakland-Fremont, CA [41860]	2	2	1.7%

Portland-Vancouver-Beaverton, OR-WA [38900]	2	2	1.7%
Fargo, ND-MN [22020]	2	2	1.7%
Huntsville, AL [26620]	2	2	1.7%

## &gt; GAS SEPARATION: PROCESSES [95 ] - {795} : (151)

Metro Region	Patents	Inventors	% Of Class
Houston-Sugar Land-Baytown, TX [26420]	75	78	9.4%
Chicago-Naperville-Joliet, IL-IN-WI [16980]	56	74	7%
San Francisco-Oakland-Fremont, CA [41860]	55	62	6.9%
Allentown-Bethlehem-Easton, PA-NJ [10900]	53	78	6.7%
New York-Northern New Jersey-Long Island, NY-NJ-PA [35620]	52	57	6.5%
Philadelphia-Camden-Wilmington, PA-NJ-DE-MD [37980]	48	48	6%
Buffalo-Niagara Falls, NY [15380]	43	52	5.4%
San Jose-Sunnyvale-Santa Clara, CA [41940]	40	39	5%
Boston-Cambridge-Quincy, MA-NH [14460]	35	56	4.4%
Hartford-West Hartford-East Hartford, CT [25540]	31	55	3.9%
Minneapolis-St. Paul-Bloomington, MN-WI [33460]	26	30	3.3%
Denver-Aurora, CO [19740]	24	35	3%
Reading, PA [39740]	24	23	3%
Boulder, CO [14500]	23	34	2.9%
Atlanta-Sandy Springs-Marietta, GA [12060]	23	28	2.9%
Detroit-Warren-Livonia, MI [19820]	20	31	2.5%
Washington-Arlington-Alexandria, DC-VA-MD-WV [47900]	18	23	2.3%
Phoenix-Mesa-Scottsdale, AZ [38060]	17	20	2.1%
Pittsburgh, PA [38300]	16	21	2%
Albany-Schenectady-Troy, NY [10580]	16	16	2%
Cleveland-Elyria-Mentor, OH [17460]	16	15	2%
Ann Arbor, MI [11460]	14	16	1.8%
Worcester, MA [49340]	13	12	1.6%
San Diego-Carlsbad-San Marcos, CA [41740]	12	19	1.5%
Seattle-Tacoma-Bellevue, WA [42660]	12	10	1.5%
Bend, OR [13460]	12	7	1.5%
Milwaukee-Waukesha-West Allis, WI [33340]	11	14	1.4%
Greeley, CO [24540]	11	13	1.4%
Gulfport-Biloxi, MS [25060]	11	10	1.4%
Bridgeport-Stamford-Norwalk, CT [14860]	11	7	1.4%
Kansas City, MO-KS [28140]	11	7	1.4%
Jacksonville, FL [27260]	10	6	1.3%
Akron, OH [10420]	9	11	1.1%
Durham, NC [20500]	8	15	1%
Fort Collins-Loveland, CO [22660]	8	10	1%
Columbus, OH [18140]	8	9	1%
College Station-Bryan, TX [17780]	8	5	1%
Santa Cruz-Watsonville, CA [42100]	8	4	1%
Baltimore-Towson, MD [12580]	7	11	0.9%
Dallas-Fort Worth-Arlington, TX [19100]	7	7	0.9%
Santa Rosa-Petaluma, CA [42220]	7	3	0.9%
Tulsa, OK [46140]	6	11	0.8%
Charlotte-Gastonia-Concord, NC-SC [16740]	6	11	0.8%
Knoxville, TN [28940]	6	10	0.8%
Virginia Beach-Norfolk-Newport News, VA-NC [47260]	6	8	0.8%
Springfield, MA [44140]	6	5	0.8%
Riverside-San Bernardino-Ontario, CA [40140]	6	3	0.8%
Richmond, VA [40060]	5	9	0.6%
Kennewick-Richland-Pasco, WA [28420]	5	8	0.6%
Austin-Round Rock, TX [12420]	5	6	0.6%
Oxnard-Thousand Oaks-Ventura, CA [37100]	5	5	0.6%
Modesto, CA [33700]	5	5	0.6%
Indianapolis-Carmel, IN [26900]	5	4	0.6%
Vallejo-Fairfield, CA [46700]	5	3	0.6%
Salt Lake City, UT [41620]	5	3	0.6%

Trenton-Ewing, NJ [45940]	5	3	0.6%
Peoria, IL [37900]	4	14	0.5%
Albuquerque, NM [10740]	4	13	0.5%
Raleigh-Cary, NC [39580]	4	12	0.5%
Tucson, AZ [46060]	4	7	0.5%
San Antonio, TX [41700]	4	7	0.5%
Manchester-Nashua, NH [31700]	4	6	0.5%
Tyler, TX [46340]	4	6	0.5%
Orlando-Kissimmee, FL [36740]	4	5	0.5%
Portland-Vancouver-Beaverton, OR-WA [38900]	4	5	0.5%
Louisville/Jefferson County, KY-IN [31140]	4	5	0.5%
Tampa-St. Petersburg-Clearwater, FL [45300]	4	4	0.5%
Youngstown-Warren-Boardman, OH-PA [49660]	4	4	0.5%
Miami-Fort Lauderdale-Pompano Beach, FL [33100]	4	3	0.5%
Norwich-New London, CT [35980]	4	1	0.5%
Chico, CA [17020]	4	1	0.5%
Canton-Massillon, OH [15940]	3	7	0.4%
Champaign-Urbana, IL [16580]	3	6	0.4%
Palm Bay-Melbourne-Titusville, FL [37340]	3	5	0.4%
Baton Rouge, LA [12940]	3	5	0.4%
Greenville-Mauldin-Easley, SC [24860]	3	5	0.4%
Rochester, NY [40380]	3	5	0.4%
Laredo, TX [29700]	3	5	0.4%
New Haven-Milford, CT [35300]	3	5	0.4%
Omaha-Council Bluffs, NE-IA [36540]	3	4	0.4%
Spartanburg, SC [43900]	3	3	0.4%
Lincoln, NE [30700]	3	3	0.4%
Bakersfield, CA [12540]	3	3	0.4%
Flint, MI [22420]	3	3	0.4%
Birmingham-Hoover, AL [13820]	3	2	0.4%
Chattanooga, TN-GA [16860]	3	1	0.4%
Fresno, CA [23420]	3	1	0.4%
Greenville, NC [24780]	3	1	0.4%
Madison, WI [31540]	2	6	0.3%
State College, PA [44300]	2	5	0.3%
Burlington-South Burlington, VT [15540]	2	4	0.3%
Huntsville, AL [26620]	2	3	0.3%
Binghamton, NY [13780]	2	3	0.3%
Lansing-East Lansing, MI [29620]	2	3	0.3%
Janesville, WI [27500]	2	3	0.3%
Scranton--Wilkes-Barre, PA [42540]	2	3	0.3%
Boise City-Nampa, ID [14260]	2	3	0.3%
Mobile, AL [33660]	2	2	0.3%
Yuba City, CA [49700]	2	2	0.3%
Grand Rapids-Wyoming, MI [24340]	2	2	0.3%
Corpus Christi, TX [18580]	2	2	0.3%
Davenport-Moline-Rock Island, IA-IL [19340]	2	2	0.3%
Providence-New Bedford-Fall River, RI-MA [39300]	2	2	0.3%
Las Vegas-Paradise, NV [29820]	2	2	0.3%
Kingston, NY [28740]	2	2	0.3%
Lancaster, PA [29540]	2	2	0.3%
Salem, OR [41420]	2	2	0.3%
New Orleans-Metairie-Kenner, LA [35380]	2	2	0.3%
Port St. Lucie, FL [38940]	2	2	0.3%
Athens-Clarke County, GA [12020]	2	1	0.3%
Dayton, OH [19380]	2	1	0.3%
Oklahoma City, OK [36420]	2	1	0.3%
Nashville-Davidson--Murfreesboro--Franklin, TN [34980]	2	1	0.3%
Bellingham, WA [13380]	2	1	0.3%

> GAS SEPARATION: APPARATUS [96 ] - {253} : (92)

-----  
Metro Region Patents Inventors % Of Class

San Francisco-Oakland-Fremont, CA [41860]	37	33	14.6%
San Jose-Sunnyvale-Santa Clara, CA [41940]	19	18	7.5%
New York-Northern New Jersey-Long Island, NY-NJ-PA [35620]	15	17	5.9%
Chicago-Naperville-Joliet, IL-IN-WI [16980]	14	31	5.5%
Boston-Cambridge-Quincy, MA-NH [14460]	12	21	4.7%
Hartford-West Hartford-East Hartford, CT [25540]	11	24	4.3%
Kansas City, MO-KS [28140]	10	19	4%
Minneapolis-St. Paul-Bloomington, MN-WI [33460]	10	13	4%
Bend, OR [13460]	9	7	3.6%
Philadelphia-Camden-Wilmington, PA-NJ-DE-MD [37980]	8	11	3.2%
Cleveland-Elyria-Mentor, OH [17460]	7	11	2.8%
Gulfport-Biloxi, MS [25060]	7	7	2.8%
Albany-Schenectady-Troy, NY [10580]	6	11	2.4%
Allentown-Bethlehem-Easton, PA-NJ [10900]	6	11	2.4%
Seattle-Tacoma-Bellevue, WA [42660]	6	10	2.4%
Akron, OH [10420]	6	10	2.4%
Rochester, NY [40380]	6	9	2.4%
Buffalo-Niagara Falls, NY [15380]	6	9	2.4%
Atlanta-Sandy Springs-Marietta, GA [12060]	6	9	2.4%
Milwaukee-Waukesha-West Allis, WI [33340]	6	8	2.4%
Denver-Aurora, CO [19740]	6	6	2.4%
Dallas-Fort Worth-Arlington, TX [19100]	5	8	2%
San Antonio, TX [41700]	5	6	2%
Houston-Sugar Land-Baytown, TX [26420]	5	5	2%
Cape Coral-Fort Myers, FL [15980]	5	1	2%
Punta Gorda, FL [39460]	5	1	2%
Tyler, TX [46340]	4	17	1.6%
Albuquerque, NM [10740]	4	8	1.6%
Canton-Massillon, OH [15940]	4	8	1.6%
Phoenix-Mesa-Scottsdale, AZ [38060]	4	6	1.6%
Worcester, MA [49340]	4	6	1.6%
Charlotte-Gastonia-Concord, NC-SC [16740]	4	5	1.6%
Santa Rosa-Petaluma, CA [42220]	4	4	1.6%
Blacksburg-Christiansburg-Radford, VA [13980]	4	3	1.6%
Laredo, TX [29700]	4	3	1.6%
Vallejo-Fairfield, CA [46700]	4	2	1.6%
Kennewick-Richland-Pasco, WA [28420]	3	7	1.2%
San Diego-Carlsbad-San Marcos, CA [41740]	3	5	1.2%
Modesto, CA [33700]	3	5	1.2%
Washington-Arlington-Alexandria, DC-VA-MD-WV [47900]	3	4	1.2%
Columbus, OH [18140]	3	4	1.2%
Youngstown-Warren-Boardman, OH-PA [49660]	3	3	1.2%
Oxnard-Thousand Oaks-Ventura, CA [37100]	3	3	1.2%
Austin-Round Rock, TX [12420]	3	3	1.2%
Norwich-New London, CT [35980]	3	2	1.2%
Boulder, CO [14500]	3	2	1.2%
Salt Lake City, UT [41620]	3	2	1.2%
Richmond, VA [40060]	2	5	0.8%
Racine, WI [39540]	2	5	0.8%
Virginia Beach-Norfolk-Newport News, VA-NC [47260]	2	4	0.8%
Trenton-Ewing, NJ [45940]	2	3	0.8%
Longview, TX [30980]	2	2	0.8%
Cincinnati-Middletown, OH-KY-IN [17140]	2	2	0.8%
Manchester-Nashua, NH [31700]	2	2	0.8%
Santa Cruz-Watsonville, CA [42100]	2	2	0.8%
Birmingham-Hoover, AL [13820]	2	2	0.8%
Baltimore-Towson, MD [12580]	2	2	0.8%
Reading, PA [39740]	2	2	0.8%
Springfield, MA [44140]	2	2	0.8%
Riverside-San Bernardino-Ontario, CA [40140]	2	2	0.8%
Sacramento--Arden-Arcade--Roseville, CA [40900]	2	1	0.8%
Jacksonville, FL [27260]	2	1	0.8%
Chattanooga, TN-GA [16860]	2	1	0.8%

&gt; PRESSES [100] - {302} : (110)

Metro Region	Patents	Inventors	% Of Class
Chicago-Naperville-Joliet, IL-IN-WI [16980]	56	53	18.5%
Lancaster, PA [29540]	24	19	7.9%
Philadelphia-Camden-Wilmington, PA-NJ-DE-MD [37980]	23	17	7.6%
New York-Northern New Jersey-Long Island, NY-NJ-PA [35620]	14	23	4.6%
Seattle-Tacoma-Bellevue, WA [42660]	14	15	4.6%
Tampa-St. Petersburg-Clearwater, FL [45300]	13	9	4.3%
Minneapolis-St. Paul-Bloomington, MN-WI [33460]	11	9	3.6%
Lakeland, FL [29460]	10	7	3.3%
Reading, PA [39740]	10	1	3.3%
Atlanta-Sandy Springs-Marietta, GA [12060]	9	5	3%
Dallas-Fort Worth-Arlington, TX [19100]	8	11	2.6%
Davenport-Moline-Rock Island, IA-IL [19340]	8	7	2.6%
Provo-Orem, UT [39340]	7	5	2.3%
Wichita, KS [48620]	6	12	2%
Columbus, OH [18140]	6	4	2%
Greeley, CO [24540]	5	5	1.7%
Birmingham-Hoover, AL [13820]	5	3	1.7%
Lubbock, TX [31180]	5	3	1.7%
Phoenix-Mesa-Scottsdale, AZ [38060]	4	11	1.3%
New Haven-Milford, CT [35300]	4	7	1.3%
Joplin, MO [27900]	4	7	1.3%
Charlotte-Gastonia-Concord, NC-SC [16740]	4	6	1.3%
Milwaukee-Waukesha-West Allis, WI [33340]	4	4	1.3%
San Jose-Sunnyvale-Santa Clara, CA [41940]	4	4	1.3%
Salt Lake City, UT [41620]	4	4	1.3%
Fort Collins-Loveland, CO [22660]	4	3	1.3%
Fresno, CA [23420]	4	2	1.3%
Memphis, TN-MS-AR [32820]	4	2	1.3%
Sioux Falls, SD [43620]	4	1	1.3%
Kingsport-Bristol-Bristol, TN-VA [28700]	3	7	1%
Johnson City, TN [27740]	3	7	1%
Orlando-Kissimmee, FL [36740]	3	7	1%
Raleigh-Cary, NC [39580]	3	6	1%
Boston-Cambridge-Quincy, MA-NH [14460]	3	5	1%
Riverside-San Bernardino-Ontario, CA [40140]	3	4	1%
Palm Bay-Melbourne-Titusville, FL [37340]	3	4	1%
Blacksburg-Christiansburg-Radford, VA [13980]	3	3	1%
Washington-Arlington-Alexandria, DC-VA-MD-WV [47900]	3	3	1%
Detroit-Warren-Livonia, MI [19820]	3	2	1%
Oxnard-Thousand Oaks-Ventura, CA [37100]	3	2	1%
Racine, WI [39540]	3	2	1%
Tuscaloosa, AL [46220]	3	2	1%
St. Cloud, MN [41060]	3	2	1%
Kalamazoo-Portage, MI [28020]	3	1	1%
Denver-Aurora, CO [19740]	2	6	0.7%
Durham, NC [20500]	2	5	0.7%
Fayetteville-Springdale-Rogers, AR-MO [22220]	2	4	0.7%
San Francisco-Oakland-Fremont, CA [41860]	2	3	0.7%
Pittsburgh, PA [38300]	2	3	0.7%
Bellingham, WA [13380]	2	2	0.7%
Bloomington, IN [14020]	2	2	0.7%
Terre Haute, IN [45460]	2	2	0.7%
Indianapolis-Carmel, IN [26900]	2	2	0.7%
Florence, SC [22500]	2	2	0.7%
Waterloo-Cedar Falls, IA [47940]	2	2	0.7%
Lafayette, LA [29180]	2	2	0.7%
Cincinnati-Middletown, OH-KY-IN [17140]	2	2	0.7%
Albany-Schenectady-Troy, NY [10580]	2	2	0.7%
Harrisburg-Carlisle, PA [25420]	2	2	0.7%
Little Rock-North Little Rock-Conway, AR [30780]	2	1	0.7%

York-Hanover, PA [49620] 2 1 0.7%

> PRINTING [101] - {607} : (105)

Metro Region	Patents	Inventors	% Of Class
Boston-Cambridge-Quincy, MA-NH [14460]	99	114	16.3%
Chicago-Naperville-Joliet, IL-IN-WI [16980]	59	67	9.7%
Rochester, NY [40380]	38	74	6.3%
New York-Northern New Jersey-Long Island, NY-NJ-PA [35620]	37	38	6.1%
Worcester, MA [49340]	32	7	5.3%
San Francisco-Oakland-Fremont, CA [41860]	27	29	4.4%
Philadelphia-Camden-Wilmington, PA-NJ-DE-MD [37980]	26	35	4.3%
Cincinnati-Middletown, OH-KY-IN [17140]	26	23	4.3%
Minneapolis-St. Paul-Bloomington, MN-WI [33460]	21	23	3.5%
Providence-New Bedford-Fall River, RI-MA [39300]	19	23	3.1%
San Jose-Sunnyvale-Santa Clara, CA [41940]	19	23	3.1%
Atlanta-Sandy Springs-Marietta, GA [12060]	19	19	3.1%
Dallas-Fort Worth-Arlington, TX [19100]	18	15	3%
Manchester-Nashua, NH [31700]	16	14	2.6%
Buffalo-Niagara Falls, NY [15380]	14	16	2.3%
Detroit-Warren-Livonia, MI [19820]	13	19	2.1%
Portland-Vancouver-Beaverton, OR-WA [38900]	12	22	2%
Bridgeport-Stamford-Norwalk, CT [14860]	12	14	2%
Kansas City, MO-KS [28140]	12	11	2%
Asheville, NC [11700]	11	14	1.8%
San Diego-Carlsbad-San Marcos, CA [41740]	11	13	1.8%
Allentown-Bethlehem-Easton, PA-NJ [10900]	11	10	1.8%
Phoenix-Mesa-Scottsdale, AZ [38060]	10	9	1.6%
Charlotte-Gastonia-Concord, NC-SC [16740]	10	8	1.6%
Boise City-Nampa, ID [14260]	9	15	1.5%
Portland-South Portland-Biddeford, ME [38860]	9	7	1.5%
Appleton, WI [11540]	8	14	1.3%
Spartanburg, SC [43900]	8	3	1.3%
Seattle-Tacoma-Bellevue, WA [42660]	7	7	1.2%
Greeley, CO [24540]	6	9	1%
Boulder, CO [14500]	6	8	1%
Dayton, OH [19380]	6	7	1%
Cleveland-Elyria-Mentor, OH [17460]	6	4	1%
Syracuse, NY [45060]	6	3	1%
Ann Arbor, MI [11460]	5	8	0.8%
Milwaukee-Waukesha-West Allis, WI [33340]	5	6	0.8%
Santa Rosa-Petaluma, CA [42220]	5	6	0.8%
Trenton-Ewing, NJ [45940]	5	5	0.8%
Hartford-West Hartford-East Hartford, CT [25540]	5	5	0.8%
Lafayette, LA [29180]	5	2	0.8%
Nashville-Davidson--Murfreesboro--Franklin, TN [34980]	4	7	0.7%
Fort Collins-Loveland, CO [22660]	4	6	0.7%
York-Hanover, PA [49620]	4	6	0.7%
St. Louis, MO-IL [41180]	4	4	0.7%
Jacksonville, FL [27260]	4	4	0.7%
Washington-Arlington-Alexandria, DC-VA-MD-WV [47900]	4	4	0.7%
Naples-Marco Island, FL [34940]	4	3	0.7%
Oshkosh-Neenah, WI [36780]	4	3	0.7%
Cape Coral-Fort Myers, FL [15980]	4	3	0.7%
Louisville/Jefferson County, KY-IN [31140]	4	3	0.7%
Rockford, IL [40420]	4	3	0.7%
Houston-Sugar Land-Baytown, TX [26420]	4	2	0.7%
Santa Cruz-Watsonville, CA [42100]	4	2	0.7%
Green Bay, WI [24580]	3	10	0.5%
Austin-Round Rock, TX [12420]	3	8	0.5%
Lancaster, PA [29540]	3	8	0.5%
Tampa-St. Petersburg-Clearwater, FL [45300]	3	7	0.5%

Madison, WI [31540]	3	6	0.5%
Lexington-Fayette, KY [30460]	3	6	0.5%
Pittsburgh, PA [38300]	3	6	0.5%
Denver-Aurora, CO [19740]	3	5	0.5%
Raleigh-Cary, NC [39580]	3	5	0.5%
Miami-Fort Lauderdale-Pompano Beach, FL [33100]	3	4	0.5%
Norwich-New London, CT [35980]	3	3	0.5%
Flint, MI [22420]	3	3	0.5%
Akron, OH [10420]	3	2	0.5%
Racine, WI [39540]	3	2	0.5%
Kingston, NY [28740]	3	2	0.5%
Bellingham, WA [13380]	3	1	0.5%
Baltimore-Towson, MD [12580]	2	7	0.3%
Durham, NC [20500]	2	4	0.3%
Provo-Orem, UT [39340]	2	4	0.3%
Riverside-San Bernardino-Ontario, CA [40140]	2	4	0.3%
Killeen-Temple-Fort Hood, TX [28660]	2	3	0.3%
Topeka, KS [45820]	2	3	0.3%
Greenville-Mauldin-Easley, SC [24860]	2	3	0.3%
Chattanooga, TN-GA [16860]	2	3	0.3%
Ogden-Clearfield, UT [36260]	2	3	0.3%
Florence, SC [22500]	2	2	0.3%
Oxnard-Thousand Oaks-Ventura, CA [37100]	2	2	0.3%
St. Cloud, MN [41060]	2	2	0.3%
Springfield, MA [44140]	2	2	0.3%
Albuquerque, NM [10740]	2	1	0.3%
Palm Bay-Melbourne-Titusville, FL [37340]	2	1	0.3%
Salem, OR [41420]	2	1	0.3%
Las Vegas-Paradise, NV [29820]	2	1	0.3%

> AMMUNITION AND EXPLOSIVES [102] - {944} : (147)

Metro Region	Patents	Inventors	% Of Class
New York-Northern New Jersey-Long Island, NY-NJ-PA [35620]	176	228	18.6%
Washington-Arlington-Alexandria, DC-VA-MD-WV [47900]	98	94	10.4%
Phoenix-Mesa-Scottsdale, AZ [38060]	74	108	7.8%
Baltimore-Towson, MD [12580]	56	55	5.9%
Tucson, AZ [46060]	55	85	5.8%
Allentown-Bethlehem-Easton, PA-NJ [10900]	55	45	5.8%
Houston-Sugar Land-Baytown, TX [26420]	49	55	5.2%
Riverside-San Bernardino-Ontario, CA [40140]	39	34	4.1%
Dallas-Fort Worth-Arlington, TX [19100]	37	41	3.9%
Boston-Cambridge-Quincy, MA-NH [14460]	35	31	3.7%
Orlando-Kissimmee, FL [36740]	27	26	2.9%
St. Louis, MO-IL [41180]	27	12	2.9%
Oxnard-Thousand Oaks-Ventura, CA [37100]	24	12	2.5%
Bakersfield, CA [12540]	23	23	2.4%
Palm Bay-Melbourne-Titusville, FL [37340]	20	18	2.1%
Indianapolis-Carmel, IN [26900]	20	14	2.1%
Hartford-West Hartford-East Hartford, CT [25540]	19	25	2%
Philadelphia-Camden-Wilmington, PA-NJ-DE-MD [37980]	19	19	2%
Albuquerque, NM [10740]	18	29	1.9%
Minneapolis-St. Paul-Bloomington, MN-WI [33460]	18	22	1.9%
Bloomington, IN [14020]	17	13	1.8%
Detroit-Warren-Livonia, MI [19820]	16	13	1.7%
Richmond, VA [40060]	15	13	1.6%
Huntsville, AL [26620]	14	22	1.5%
Cincinnati-Middletown, OH-KY-IN [17140]	14	9	1.5%
Santa Rosa-Petaluma, CA [42220]	13	4	1.4%
Tampa-St. Petersburg-Clearwater, FL [45300]	12	16	1.3%
Ogden-Clearfield, UT [36260]	12	14	1.3%
Austin-Round Rock, TX [12420]	12	11	1.3%



Seattle-Tacoma-Bellevue, WA [42660]	11	19	1.2%
San Jose-Sunnyvale-Santa Clara, CA [41940]	11	12	1.2%
Denver-Aurora, CO [19740]	11	9	1.2%
Providence-New Bedford-Fall River, RI-MA [39300]	10	7	1.1%
Tallahassee, FL [45220]	9	8	1%
San Diego-Carlsbad-San Marcos, CA [41740]	8	12	0.8%
San Francisco-Oakland-Fremont, CA [41860]	8	10	0.8%
Miami-Fort Lauderdale-Pompano Beach, FL [33100]	8	7	0.8%
Reno-Sparks, NV [39900]	8	4	0.8%
Trenton-Ewing, NJ [45940]	8	2	0.8%
Portland-Vancouver-Beaverton, OR-WA [38900]	7	8	0.7%
Chicago-Naperville-Joliet, IL-IN-WI [16980]	7	6	0.7%
Boulder, CO [14500]	7	3	0.7%
Lakeland, FL [29460]	6	5	0.6%
Knoxville, TN [28940]	6	3	0.6%
Portland-South Portland-Biddeford, ME [38860]	6	3	0.6%
Columbus, OH [18140]	5	8	0.5%
Little Rock-North Little Rock-Conway, AR [30780]	5	6	0.5%
New Haven-Milford, CT [35300]	5	5	0.5%
Worcester, MA [49340]	5	4	0.5%
Scranton--Wilkes-Barre, PA [42540]	5	4	0.5%
Springfield, MA [44140]	5	3	0.5%
New Orleans-Metairie-Kenner, LA [35380]	5	3	0.5%
Davenport-Moline-Rock Island, IA-IL [19340]	5	3	0.5%
Columbia, SC [17900]	5	2	0.5%
Augusta-Richmond County, GA-SC [12260]	5	2	0.5%
Salt Lake City, UT [41620]	4	6	0.4%
Provo-Orem, UT [39340]	4	5	0.4%
Burlington-South Burlington, VT [15540]	4	4	0.4%
Manchester-Nashua, NH [31700]	4	3	0.4%
Atlanta-Sandy Springs-Marietta, GA [12060]	4	2	0.4%
Virginia Beach-Norfolk-Newport News, VA-NC [47260]	4	2	0.4%
Birmingham-Hoover, AL [13820]	4	2	0.4%
Pittsburgh, PA [38300]	3	4	0.3%
Akron, OH [10420]	3	3	0.3%
Boise City-Nampa, ID [14260]	3	3	0.3%
Cleveland-Elyria-Mentor, OH [17460]	3	3	0.3%
Macon, GA [31420]	3	3	0.3%
Norwich-New London, CT [35980]	3	3	0.3%
Jackson, MS [27140]	3	3	0.3%
Gulfport-Biloxi, MS [25060]	3	2	0.3%
Fort Wayne, IN [23060]	3	2	0.3%
San Luis Obispo-Paso Robles, CA [42020]	3	2	0.3%
Panama City-Lynn Haven, FL [37460]	2	4	0.2%
Modesto, CA [33700]	2	3	0.2%
Kansas City, MO-KS [28140]	2	3	0.2%
Lafayette, LA [29180]	2	3	0.2%
Nashville-Davidson--Murfreesboro--Franklin, TN [34980]	2	3	0.2%
Blacksburg-Christiansburg-Radford, VA [13980]	2	3	0.2%
Ann Arbor, MI [11460]	2	2	0.2%
Lancaster, PA [29540]	2	2	0.2%
Anchorage, AK [11260]	2	2	0.2%
Lexington-Fayette, KY [30460]	2	2	0.2%
Albany-Schenectady-Troy, NY [10580]	2	2	0.2%
San Antonio, TX [41700]	2	2	0.2%
York-Hanover, PA [49620]	2	2	0.2%
Colorado Springs, CO [17820]	2	2	0.2%
Stockton, CA [44700]	2	2	0.2%
Hickory-Lenoir-Morganton, NC [25860]	2	2	0.2%
Cape Coral-Fort Myers, FL [15980]	2	2	0.2%
Laredo, TX [29700]	2	2	0.2%
Rochester, NY [40380]	2	2	0.2%
Evansville, IN-KY [21780]	2	1	0.2%
Abilene, TX [10180]	2	1	0.2%
Louisville/Jefferson County, KY-IN [31140]	2	1	0.2%

Janesville, WI [27500]	2	1	0.2%
Pensacola-Ferry Pass-Brent, FL [37860]	2	1	0.2%
Jackson, MI [27100]	2	1	0.2%

## &gt; RAILWAYS [104] - {247} : (96)

Metro Region	Patents	Inventors	% Of Class
Chicago-Naperville-Joliet, IL-IN-WI [16980]	23	22	9.3%
Milwaukee-Waukesha-West Allis, WI [33340]	22	23	8.9%
New York-Northern New Jersey-Long Island, NY-NJ-PA [35620]	17	21	6.9%
Dallas-Fort Worth-Arlington, TX [19100]	14	11	5.7%
Detroit-Warren-Livonia, MI [19820]	12	12	4.9%
Boston-Cambridge-Quincy, MA-NH [14460]	10	14	4%
Washington-Arlington-Alexandria, DC-VA-MD-WV [47900]	10	6	4%
Minneapolis-St. Paul-Bloomington, MN-WI [33460]	9	8	3.6%
Racine, WI [39540]	9	7	3.6%
Columbia, SC [17900]	9	6	3.6%
Orlando-Kissimmee, FL [36740]	8	11	3.2%
Seattle-Tacoma-Bellevue, WA [42660]	8	9	3.2%
San Diego-Carlsbad-San Marcos, CA [41740]	8	8	3.2%
Houston-Sugar Land-Baytown, TX [26420]	7	4	2.8%
Palm Bay-Melbourne-Titusville, FL [37340]	5	6	2%
Bridgeport-Stamford-Norwalk, CT [14860]	5	5	2%
Cincinnati-Middletown, OH-KY-IN [17140]	5	5	2%
San Francisco-Oakland-Fremont, CA [41860]	5	4	2%
Kansas City, MO-KS [28140]	4	9	1.6%
Boulder, CO [14500]	4	6	1.6%
Philadelphia-Camden-Wilmington, PA-NJ-DE-MD [37980]	4	6	1.6%
Oxnard-Thousand Oaks-Ventura, CA [37100]	4	5	1.6%
Columbus, OH [18140]	3	8	1.2%
Miami-Fort Lauderdale-Pompano Beach, FL [33100]	3	6	1.2%
Port St. Lucie, FL [38940]	3	6	1.2%
Austin-Round Rock, TX [12420]	3	5	1.2%
Greeley, CO [24540]	3	4	1.2%
Cleveland-Elyria-Mentor, OH [17460]	3	4	1.2%
Atlanta-Sandy Springs-Marietta, GA [12060]	3	4	1.2%
Ogden-Clearfield, UT [36260]	3	4	1.2%
Denver-Aurora, CO [19740]	3	4	1.2%
College Station-Bryan, TX [17780]	3	3	1.2%
Canton-Massillon, OH [15940]	3	2	1.2%
Louisville/Jefferson County, KY-IN [31140]	3	2	1.2%
Lake Havasu City-Kingman, AZ [29420]	3	1	1.2%
Montgomery, AL [33860]	2	4	0.8%
San Antonio, TX [41700]	2	4	0.8%
Buffalo-Niagara Falls, NY [15380]	2	4	0.8%
Fort Collins-Loveland, CO [22660]	2	3	0.8%
Laredo, TX [29700]	2	2	0.8%
Pittsburgh, PA [38300]	2	2	0.8%
Rockford, IL [40420]	2	2	0.8%
Baltimore-Towson, MD [12580]	2	2	0.8%
Birmingham-Hoover, AL [13820]	2	2	0.8%
New Haven-Milford, CT [35300]	2	2	0.8%
Kingston, NY [28740]	2	2	0.8%
Ann Arbor, MI [11460]	2	2	0.8%
Janesville, WI [27500]	2	2	0.8%
Tampa-St. Petersburg-Clearwater, FL [45300]	2	2	0.8%
Phoenix-Mesa-Scottsdale, AZ [38060]	2	2	0.8%
Augusta-Richmond County, GA-SC [12260]	2	2	0.8%
Sioux City, IA-NE-SD [43580]	2	1	0.8%
Peoria, IL [37900]	2	1	0.8%
Madison, WI [31540]	2	1	0.8%

## &gt; RAILWAY ROLLING STOCK [105] - {307} : (85)

Metro Region	Patents	Inventors	% Of Class
Chicago-Naperville-Joliet, IL-IN-WI [16980]	71	72	23.1%
Erie, PA [21500]	41	37	13.4%
Dallas-Fort Worth-Arlington, TX [19100]	22	19	7.2%
Portland-Vancouver-Beaverton, OR-WA [38900]	17	13	5.5%
Detroit-Warren-Livonia, MI [19820]	14	11	4.6%
St. Louis, MO-IL [41180]	12	12	3.9%
Milwaukee-Waukesha-West Allis, WI [33340]	11	6	3.6%
Omaha-Council Bluffs, NE-IA [36540]	10	5	3.3%
Cincinnati-Middletown, OH-KY-IN [17140]	10	2	3.3%
Atlanta-Sandy Springs-Marietta, GA [12060]	9	9	2.9%
Kansas City, MO-KS [28140]	9	3	2.9%
Philadelphia-Camden-Wilmington, PA-NJ-DE-MD [37980]	8	11	2.6%
San Antonio, TX [41700]	7	9	2.3%
Boston-Cambridge-Quincy, MA-NH [14460]	7	7	2.3%
Denver-Aurora, CO [19740]	7	4	2.3%
New York-Northern New Jersey-Long Island, NY-NJ-PA [35620]	6	9	2%
Pittsburgh, PA [38300]	6	7	2%
Raleigh-Cary, NC [39580]	6	4	2%
South Bend-Mishawaka, IN-MI [43780]	6	3	2%
Harrisburg-Carlisle, PA [25420]	6	3	2%
York-Hanover, PA [49620]	6	3	2%
Laredo, TX [29700]	5	7	1.6%
Durham, NC [20500]	5	4	1.6%
Ann Arbor, MI [11460]	5	4	1.6%
Houston-Sugar Land-Baytown, TX [26420]	5	2	1.6%
Peoria, IL [37900]	4	11	1.3%
Washington-Arlington-Alexandria, DC-VA-MD-WV [47900]	4	8	1.3%
Sacramento--Arden-Arcade--Roseville, CA [40900]	4	5	1.3%
Elkhart-Goshen, IN [21140]	4	3	1.3%
Palm Bay-Melbourne-Titusville, FL [37340]	3	7	1%
Lexington-Fayette, KY [30460]	3	4	1%
Provo-Orem, UT [39340]	3	3	1%
Albany-Schenectady-Troy, NY [10580]	3	3	1%
Louisville/Jefferson County, KY-IN [31140]	3	2	1%
Jackson, MI [27100]	3	1	1%
Cedar Rapids, IA [16300]	2	4	0.7%
Davenport-Moline-Rock Island, IA-IL [19340]	2	4	0.7%
Columbus, OH [18140]	2	4	0.7%
Knoxville, TN [28940]	2	3	0.7%
Blacksburg-Christiansburg-Radford, VA [13980]	2	3	0.7%
Madison, WI [31540]	2	2	0.7%
Richmond, VA [40060]	2	2	0.7%
Grand Rapids-Wyoming, MI [24340]	2	2	0.7%
Austin-Round Rock, TX [12420]	2	2	0.7%
Reading, PA [39740]	2	2	0.7%
Athens-Clarke County, GA [12020]	2	1	0.7%
Lynchburg, VA [31340]	2	1	0.7%
Minneapolis-St. Paul-Bloomington, MN-WI [33460]	2	1	0.7%
Las Cruces, NM [29740]	2	1	0.7%
Janesville, WI [27500]	2	1	0.7%
El Paso, TX [21340]	2	1	0.7%

## &gt; COMPOSITIONS: COATING OR PLASTIC [106] - {1368} : (164)

Metro Region	Patents	Inventors	% Of Class
Chicago-Naperville-Joliet, IL-IN-WI [16980]	142	133	10.4%
New York-Northern New Jersey-Long Island, NY-NJ-PA [35620]	135	184	9.9%

Philadelphia-Camden-Wilmington, PA-NJ-DE-MD [37980]	122	156	8.9%
Boston-Cambridge-Quincy, MA-NH [14460]	80	97	5.8%
San Francisco-Oakland-Fremont, CA [41860]	58	50	4.2%
Houston-Sugar Land-Baytown, TX [26420]	54	67	3.9%
San Jose-Sunnyvale-Santa Clara, CA [41940]	51	64	3.7%
Cincinnati-Middletown, OH-KY-IN [17140]	45	74	3.3%
Portland-Vancouver-Beaverton, OR-WA [38900]	45	32	3.3%
San Diego-Carlsbad-San Marcos, CA [41740]	42	60	3.1%
Oklahoma City, OK [36420]	41	14	3%
Atlanta-Sandy Springs-Marietta, GA [12060]	37	40	2.7%
Rochester, NY [40380]	36	75	2.6%
Pittsburgh, PA [38300]	35	62	2.6%
Minneapolis-St. Paul-Bloomington, MN-WI [33460]	31	30	2.3%
Cleveland-Elyria-Mentor, OH [17460]	31	29	2.3%
Riverside-San Bernardino-Ontario, CA [40140]	26	31	1.9%
Bridgeport-Stamford-Norwalk, CT [14860]	24	22	1.8%
Akron, OH [10420]	23	22	1.7%
San Antonio, TX [41700]	23	16	1.7%
Detroit-Warren-Livonia, MI [19820]	21	29	1.5%
Washington-Arlington-Alexandria, DC-VA-MD-WV [47900]	20	22	1.5%
Trenton-Ewing, NJ [45940]	20	18	1.5%
Lexington-Fayette, KY [30460]	19	29	1.4%
Laredo, TX [29700]	19	12	1.4%
Baltimore-Towson, MD [12580]	18	30	1.3%
Dallas-Fort Worth-Arlington, TX [19100]	17	28	1.2%
Charleston-North Charleston, SC [16700]	17	14	1.2%
Allentown-Bethlehem-Easton, PA-NJ [10900]	16	22	1.2%
Jackson, MS [27140]	16	9	1.2%
St. Louis, MO-IL [41180]	16	9	1.2%
Phoenix-Mesa-Scottsdale, AZ [38060]	15	18	1.1%
Durham, NC [20500]	15	15	1.1%
Denver-Aurora, CO [19740]	14	19	1%
New Haven-Milford, CT [35300]	14	17	1%
Salt Lake City, UT [41620]	14	10	1%
Macon, GA [31420]	13	17	1%
Seattle-Tacoma-Bellevue, WA [42660]	13	14	1%
Worcester, MA [49340]	12	10	0.9%
Miami-Fort Lauderdale-Pompano Beach, FL [33100]	12	10	0.9%
Ann Arbor, MI [11460]	11	16	0.8%
Raleigh-Cary, NC [39580]	11	14	0.8%
Greenville-Mauldin-Easley, SC [24860]	11	13	0.8%
Milwaukee-Waukesha-West Allis, WI [33340]	11	12	0.8%
Nashville-Davidson--Murfreesboro--Franklin, TN [34980]	11	11	0.8%
Buffalo-Niagara Falls, NY [15380]	11	11	0.8%
Salem, OR [41420]	11	10	0.8%
Columbus, OH [18140]	10	15	0.7%
Albuquerque, NM [10740]	10	12	0.7%
Reading, PA [39740]	10	8	0.7%
Hartford-West Hartford-East Hartford, CT [25540]	10	7	0.7%
Dayton, OH [19380]	9	11	0.7%
Richmond, VA [40060]	8	6	0.6%
State College, PA [44300]	8	4	0.6%
Albany-Schenectady-Troy, NY [10580]	7	11	0.5%
Asheville, NC [11700]	7	9	0.5%
Charlotte-Gastonia-Concord, NC-SC [16740]	7	9	0.5%
Las Vegas-Paradise, NV [29820]	7	6	0.5%
Santa Cruz-Watsonville, CA [42100]	7	5	0.5%
Tampa-St. Petersburg-Clearwater, FL [45300]	7	5	0.5%
Portland-South Portland-Biddeford, ME [38860]	7	3	0.5%
Gulfport-Biloxi, MS [25060]	7	2	0.5%
Tucson, AZ [46060]	6	10	0.4%
Louisville/Jefferson County, KY-IN [31140]	6	7	0.4%
Las Cruces, NM [29740]	6	7	0.4%
Jacksonville, FL [27260]	6	5	0.4%
Greeley, CO [24540]	6	5	0.4%

Boulder, CO [14500]	6	5	0.4%
Fargo, ND-MN [22020]	6	2	0.4%
Ogden-Clearfield, UT [36260]	6	1	0.4%
Spartanburg, SC [43900]	5	11	0.4%
Memphis, TN-MS-AR [32820]	5	9	0.4%
Reno-Sparks, NV [39900]	5	7	0.4%
Canton-Massillon, OH [15940]	5	7	0.4%
Manchester-Nashua, NH [31700]	5	5	0.4%
Topeka, KS [45820]	5	5	0.4%
Provo-Orem, UT [39340]	5	4	0.4%
Fort Collins-Loveland, CO [22660]	5	4	0.4%
Kansas City, MO-KS [28140]	5	4	0.4%
El Paso, TX [21340]	5	4	0.4%
Racine, WI [39540]	5	4	0.4%
Indianapolis-Carmel, IN [26900]	5	4	0.4%
Warner Robins, GA [47580]	5	2	0.4%
Lansing-East Lansing, MI [29620]	4	10	0.3%
Providence-New Bedford-Fall River, RI-MA [39300]	4	8	0.3%
Santa Rosa-Petaluma, CA [42220]	4	7	0.3%
Austin-Round Rock, TX [12420]	4	7	0.3%
Wichita, KS [48620]	4	7	0.3%
Greensboro-High Point, NC [24660]	4	7	0.3%
Kalamazoo-Portage, MI [28020]	4	4	0.3%
College Station-Bryan, TX [17780]	4	4	0.3%
Oxnard-Thousand Oaks-Ventura, CA [37100]	4	4	0.3%
Lancaster, PA [29540]	4	3	0.3%
Modesto, CA [33700]	4	3	0.3%
Knoxville, TN [28940]	3	8	0.2%
Binghamton, NY [13780]	3	7	0.2%
Bakersfield, CA [12540]	3	6	0.2%
Johnson City, TN [27740]	3	4	0.2%
Kingsport-Bristol-Bristol, TN-VA [28700]	3	4	0.2%
Boise City-Nampa, ID [14260]	3	4	0.2%
Augusta-Richmond County, GA-SC [12260]	3	3	0.2%
Palm Bay-Melbourne-Titusville, FL [37340]	3	3	0.2%
Winston-Salem, NC [49180]	3	3	0.2%
Harrisburg-Carlisle, PA [25420]	3	3	0.2%
Oshkosh-Neenah, WI [36780]	3	3	0.2%
Appleton, WI [11540]	3	3	0.2%
Toledo, OH [45780]	3	2	0.2%
Mobile, AL [33660]	3	2	0.2%
St. Cloud, MN [41060]	3	1	0.2%
Huntington-Ashland, WV-KY-OH [26580]	2	4	0.1%
Gainesville, FL [23540]	2	4	0.1%
Baton Rouge, LA [12940]	2	4	0.1%
Columbia, SC [17900]	2	3	0.1%
Blacksburg-Christiansburg-Radford, VA [13980]	2	3	0.1%
New Orleans-Metairie-Kenner, LA [35380]	2	3	0.1%
Madison, WI [31540]	2	3	0.1%
Peoria, IL [37900]	2	3	0.1%
Cedar Rapids, IA [16300]	2	2	0.1%
Savannah, GA [42340]	2	2	0.1%
Myrtle Beach-Conway-North Myrtle Beach, SC [34820]	2	2	0.1%
Flint, MI [22420]	2	2	0.1%
Kennewick-Richland-Pasco, WA [28420]	2	2	0.1%
Athens-Clarke County, GA [12020]	2	2	0.1%
Cape Coral-Fort Myers, FL [15980]	2	2	0.1%
Orlando-Kissimmee, FL [36740]	2	2	0.1%
Tulsa, OK [46140]	2	2	0.1%
Tallahassee, FL [45220]	2	2	0.1%
Sacramento--Arden-Arcade--Roseville, CA [40900]	2	2	0.1%
York-Hanover, PA [49620]	2	2	0.1%
Roanoke, VA [40220]	2	1	0.1%
Corpus Christi, TX [18580]	2	1	0.1%

## &gt; HORIZONTALLY SUPPORTED PLANAR SURFACES [108] - {682} : (155)

Metro Region	Patents	Inventors	% Of Class
Ogden-Clearfield, UT [36260]	60	23	8.8%
New York-Northern New Jersey-Long Island, NY-NJ-PA [35620]	44	50	6.5%
Atlanta-Sandy Springs-Marietta, GA [12060]	43	16	6.3%
Detroit-Warren-Livonia, MI [19820]	31	31	4.5%
Grand Rapids-Wyoming, MI [24340]	28	56	4.1%
Chicago-Naperville-Joliet, IL-IN-WI [16980]	27	35	4%
Dallas-Fort Worth-Arlington, TX [19100]	24	25	3.5%
San Francisco-Oakland-Fremont, CA [41860]	20	40	2.9%
San Diego-Carlsbad-San Marcos, CA [41740]	20	19	2.9%
Miami-Fort Lauderdale-Pompano Beach, FL [33100]	18	18	2.6%
Orlando-Kissimmee, FL [36740]	18	13	2.6%
Riverside-San Bernardino-Ontario, CA [40140]	17	10	2.5%
Akron, OH [10420]	16	19	2.3%
Philadelphia-Camden-Wilmington, PA-NJ-DE-MD [37980]	16	17	2.3%
Cincinnati-Middletown, OH-KY-IN [17140]	15	28	2.2%
Seattle-Tacoma-Bellevue, WA [42660]	15	18	2.2%
Indianapolis-Carmel, IN [26900]	15	15	2.2%
Boston-Cambridge-Quincy, MA-NH [14460]	15	11	2.2%
Phoenix-Mesa-Scottsdale, AZ [38060]	14	12	2.1%
Palm Bay-Melbourne-Titusville, FL [37340]	14	12	2.1%
Minneapolis-St. Paul-Bloomington, MN-WI [33460]	12	18	1.8%
San Jose-Sunnyvale-Santa Clara, CA [41940]	12	16	1.8%
Cleveland-Elyria-Mentor, OH [17460]	12	15	1.8%
Appleton, WI [11540]	11	15	1.6%
Charlotte-Gastonia-Concord, NC-SC [16740]	11	12	1.6%
Green Bay, WI [24580]	10	10	1.5%
Baltimore-Towson, MD [12580]	9	15	1.3%
Milwaukee-Waukesha-West Allis, WI [33340]	8	6	1.2%
Greensboro-High Point, NC [24660]	8	4	1.2%
Washington-Arlington-Alexandria, DC-VA-MD-WV [47900]	7	8	1%
Allentown-Bethlehem-Easton, PA-NJ [10900]	7	8	1%
Denver-Aurora, CO [19740]	6	11	0.9%
Austin-Round Rock, TX [12420]	6	6	0.9%
Tampa-St. Petersburg-Clearwater, FL [45300]	6	5	0.9%
Cape Coral-Fort Myers, FL [15980]	6	5	0.9%
Dayton, OH [19380]	6	4	0.9%
New Orleans-Metairie-Kenner, LA [35380]	6	3	0.9%
Raleigh-Cary, NC [39580]	5	11	0.7%
Durham, NC [20500]	5	10	0.7%
Worcester, MA [49340]	5	5	0.7%
Bloomington, IN [14020]	5	5	0.7%
Virginia Beach-Norfolk-Newport News, VA-NC [47260]	5	5	0.7%
Louisville/Jefferson County, KY-IN [31140]	5	3	0.7%
Manchester-Nashua, NH [31700]	5	2	0.7%
Portland-Vancouver-Beaverton, OR-WA [38900]	4	7	0.6%
Canton-Massillon, OH [15940]	4	7	0.6%
Cedar Rapids, IA [16300]	4	6	0.6%
Muskegon-Norton Shores, MI [34740]	4	6	0.6%
Killeen-Temple-Fort Hood, TX [28660]	4	6	0.6%
Columbus, OH [18140]	4	5	0.6%
Bridgeport-Stamford-Norwalk, CT [14860]	4	5	0.6%
Reading, PA [39740]	4	5	0.6%
Birmingham-Hoover, AL [13820]	4	5	0.6%
Provo-Orem, UT [39340]	4	5	0.6%
Houston-Sugar Land-Baytown, TX [26420]	4	5	0.6%
Oxnard-Thousand Oaks-Ventura, CA [37100]	4	5	0.6%
Fort Collins-Loveland, CO [22660]	4	4	0.6%
Greeley, CO [24540]	4	4	0.6%
Richmond, VA [40060]	4	4	0.6%
Nashville-Davidson--Murfreesboro--Franklin, TN [34980]	4	4	0.6%

York-Hanover, PA [49620]	4	4	0.6%
Boulder, CO [14500]	4	4	0.6%
Hickory-Lenoir-Morganton, NC [25860]	4	3	0.6%
Hartford-West Hartford-East Hartford, CT [25540]	4	3	0.6%
Tucson, AZ [46060]	4	2	0.6%
Madison, WI [31540]	3	6	0.4%
Las Vegas-Paradise, NV [29820]	3	6	0.4%
Chattanooga, TN-GA [16860]	3	6	0.4%
Winston-Salem, NC [49180]	3	5	0.4%
Lansing-East Lansing, MI [29620]	3	5	0.4%
Davenport-Moline-Rock Island, IA-IL [19340]	3	5	0.4%
Kansas City, MO-KS [28140]	3	4	0.4%
New Haven-Milford, CT [35300]	3	4	0.4%
Toledo, OH [45780]	3	4	0.4%
Greenville-Mauldin-Easley, SC [24860]	3	4	0.4%
Lancaster, PA [29540]	3	3	0.4%
Santa Rosa-Petaluma, CA [42220]	3	3	0.4%
Providence-New Bedford-Fall River, RI-MA [39300]	3	3	0.4%
Albuquerque, NM [10740]	3	2	0.4%
Sacramento--Arden-Arcade--Roseville, CA [40900]	3	2	0.4%
Gainesville, GA [23580]	3	2	0.4%
Naples-Marco Island, FL [34940]	3	2	0.4%
Evansville, IN-KY [21780]	3	2	0.4%
Lafayette, LA [29180]	2	4	0.3%
Bremerton-Silverdale, WA [14740]	2	4	0.3%
South Bend-Mishawaka, IN-MI [43780]	2	4	0.3%
Pittsburgh, PA [38300]	2	4	0.3%
Prescott, AZ [39140]	2	3	0.3%
Trenton-Ewing, NJ [45940]	2	3	0.3%
Jackson, MI [27100]	2	2	0.3%
Albany-Schenectady-Troy, NY [10580]	2	2	0.3%
Port St. Lucie, FL [38940]	2	2	0.3%
San Luis Obispo-Paso Robles, CA [42020]	2	2	0.3%
Youngstown-Warren-Boardman, OH-PA [49660]	2	2	0.3%
Buffalo-Niagara Falls, NY [15380]	2	2	0.3%
Ann Arbor, MI [11460]	2	2	0.3%
Jacksonville, FL [27260]	2	2	0.3%
Iowa City, IA [26980]	2	2	0.3%
Fayetteville-Springdale-Rogers, AR-MO [22220]	2	2	0.3%
Rochester, NY [40380]	2	2	0.3%
Oshkosh-Neenah, WI [36780]	2	2	0.3%
Kalamazoo-Portage, MI [28020]	2	2	0.3%
Tulsa, OK [46140]	2	2	0.3%
Spartanburg, SC [43900]	2	2	0.3%
Des Moines-West Des Moines, IA [19780]	2	1	0.3%
Tyler, TX [46340]	2	1	0.3%
Augusta-Richmond County, GA-SC [12260]	2	1	0.3%

> SAFES, BANK PROTECTION, OR A RELATED DEVICE [109] - {34} : (26)

Metro Region	Patents	Inventors	% Of Class
San Diego-Carlsbad-San Marcos, CA [41740]	3	5	8.8%
Provo-Orem, UT [39340]	3	5	8.8%
Canton-Massillon, OH [15940]	3	5	8.8%
New York-Northern New Jersey-Long Island, NY-NJ-PA [35620]	3	2	8.8%
Tampa-St. Petersburg-Clearwater, FL [45300]	3	1	8.8%
Chicago-Naperville-Joliet, IL-IN-WI [16980]	2	2	5.9%
Phoenix-Mesa-Scottsdale, AZ [38060]	2	1	5.9%

> FURNACES [110] - {215} : (90)

Metro Region	Patents	Inventors	% Of Class
New York-Northern New Jersey-Long Island, NY-NJ-PA [35620]	21	21	9.8%
Hartford-West Hartford-East Hartford, CT [25540]	18	24	8.4%
Chicago-Naperville-Joliet, IL-IN-WI [16980]	14	26	6.5%
Allentown-Bethlehem-Easton, PA-NJ [10900]	13	17	6%
Boston-Cambridge-Quincy, MA-NH [14460]	13	11	6%
Atlanta-Sandy Springs-Marietta, GA [12060]	12	18	5.6%
San Diego-Carlsbad-San Marcos, CA [41740]	11	4	5.1%
Houston-Sugar Land-Baytown, TX [26420]	8	14	3.7%
Worcester, MA [49340]	8	11	3.7%
Springfield, MA [44140]	7	8	3.3%
Denver-Aurora, CO [19740]	7	4	3.3%
Riverside-San Bernardino-Ontario, CA [40140]	7	2	3.3%
Akron, OH [10420]	6	13	2.8%
Philadelphia-Camden-Wilmington, PA-NJ-DE-MD [37980]	6	7	2.8%
Canton-Massillon, OH [15940]	5	11	2.3%
Knoxville, TN [28940]	5	10	2.3%
Pittsburgh, PA [38300]	5	5	2.3%
Birmingham-Hoover, AL [13820]	5	5	2.3%
Raleigh-Cary, NC [39580]	5	5	2.3%
Washington-Arlington-Alexandria, DC-VA-MD-WV [47900]	5	4	2.3%
San Jose-Sunnyvale-Santa Clara, CA [41940]	4	6	1.9%
Cleveland-Elyria-Mentor, OH [17460]	4	4	1.9%
Durham, NC [20500]	4	4	1.9%
Port St. Lucie, FL [38940]	4	2	1.9%
Reno-Sparks, NV [39900]	4	1	1.9%
Mobile, AL [33660]	4	1	1.9%
San Antonio, TX [41700]	3	6	1.4%
Richmond, VA [40060]	3	5	1.4%
Scranton--Wilkes-Barre, PA [42540]	3	5	1.4%
Phoenix-Mesa-Scottsdale, AZ [38060]	3	4	1.4%
Minneapolis-St. Paul-Bloomington, MN-WI [33460]	3	3	1.4%
Cincinnati-Middletown, OH-KY-IN [17140]	3	2	1.4%
Tulsa, OK [46140]	2	8	0.9%
Fort Wayne, IN [23060]	2	7	0.9%
Joplin, MO [27900]	2	4	0.9%
Bakersfield, CA [12540]	2	4	0.9%
Laredo, TX [29700]	2	3	0.9%
Ogden-Clearfield, UT [36260]	2	3	0.9%
Baltimore-Towson, MD [12580]	2	3	0.9%
Little Rock-North Little Rock-Conway, AR [30780]	2	3	0.9%
Buffalo-Niagara Falls, NY [15380]	2	3	0.9%
Reading, PA [39740]	2	2	0.9%
Orlando-Kissimmee, FL [36740]	2	2	0.9%
Stockton, CA [44700]	2	2	0.9%
Austin-Round Rock, TX [12420]	2	2	0.9%
Columbus, OH [18140]	2	2	0.9%
Manchester-Nashua, NH [31700]	2	2	0.9%
Milwaukee-Waukesha-West Allis, WI [33340]	2	2	0.9%
San Francisco-Oakland-Fremont, CA [41860]	2	2	0.9%
Trenton-Ewing, NJ [45940]	2	2	0.9%
Toledo, OH [45780]	2	1	0.9%
Columbia, SC [17900]	2	1	0.9%
Dayton, OH [19380]	2	1	0.9%
Wilmington, NC [48900]	2	1	0.9%

> PLANTING [111] - {299} : (77)

Metro Region	Patents	Inventors	% Of Class
Davenport-Moline-Rock Island, IA-IL [19340]	68	66	22.7%



Chicago-Naperville-Joliet, IL-IN-WI [16980]	56	34	18.7%
Peoria, IL [37900]	22	16	7.4%
Clarksville, TN-KY [17300]	15	3	5%
Des Moines-West Des Moines, IA [19780]	12	19	4%
Wichita, KS [48620]	11	9	3.7%
Fargo, ND-MN [22020]	10	12	3.3%
Indianapolis-Carmel, IN [26900]	9	7	3%
Iowa City, IA [26980]	8	6	2.7%
Minneapolis-St. Paul-Bloomington, MN-WI [33460]	8	6	2.7%
Champaign-Urbana, IL [16580]	8	4	2.7%
San Francisco-Oakland-Fremont, CA [41860]	8	1	2.7%
Columbia, MO [17860]	7	3	2.3%
Cincinnati-Middletown, OH-KY-IN [17140]	7	3	2.3%
San Luis Obispo-Paso Robles, CA [42020]	6	3	2%
Kennewick-Richland-Pasco, WA [28420]	5	3	1.7%
Rockford, IL [40420]	5	2	1.7%
Madison, WI [31540]	5	1	1.7%
Waterloo-Cedar Falls, IA [47940]	4	7	1.3%
Salt Lake City, UT [41620]	4	4	1.3%
Phoenix-Mesa-Scottsdale, AZ [38060]	4	3	1.3%
Spokane, WA [44060]	4	2	1.3%
Salem, OR [41420]	4	2	1.3%
Buffalo-Niagara Falls, NY [15380]	4	2	1.3%
Topeka, KS [45820]	3	5	1%
Omaha-Council Bluffs, NE-IA [36540]	3	5	1%
Houston-Sugar Land-Baytown, TX [26420]	3	4	1%
Atlanta-Sandy Springs-Marietta, GA [12060]	3	3	1%
Modesto, CA [33700]	3	1	1%
Stockton, CA [44700]	3	1	1%
Yakima, WA [49420]	3	1	1%
Tucson, AZ [46060]	3	1	1%
Denver-Aurora, CO [19740]	2	3	0.7%
Boise City-Nampa, ID [14260]	2	3	0.7%
Albany, GA [10500]	2	2	0.7%
Tampa-St. Petersburg-Clearwater, FL [45300]	2	2	0.7%
Raleigh-Cary, NC [39580]	2	2	0.7%
Columbus, GA-AL [17980]	2	2	0.7%
Kansas City, MO-KS [28140]	2	2	0.7%
Rochester, NY [40380]	2	2	0.7%
Knoxville, TN [28940]	2	2	0.7%
Cedar Rapids, IA [16300]	2	2	0.7%
Sacramento--Arden-Arcade--Roseville, CA [40900]	2	1	0.7%
Miami-Fort Lauderdale-Pompano Beach, FL [33100]	2	1	0.7%
Dallas-Fort Worth-Arlington, TX [19100]	2	1	0.7%
Salisbury, MD [41540]	2	1	0.7%

> SEWING [112] - {226} : (74)

Metro Region	Patents	Inventors	% Of Class
Chattanooga, TN-GA [16860]	46	34	20.4%
Atlanta-Sandy Springs-Marietta, GA [12060]	26	39	11.5%
Detroit-Warren-Livonia, MI [19820]	16	25	7.1%
New York-Northern New Jersey-Long Island, NY-NJ-PA [35620]	12	12	5.3%
Dallas-Fort Worth-Arlington, TX [19100]	10	6	4.4%
Denver-Aurora, CO [19740]	9	20	4%
Joplin, MO [27900]	9	8	4%
Miami-Fort Lauderdale-Pompano Beach, FL [33100]	9	8	4%
Phoenix-Mesa-Scottsdale, AZ [38060]	8	7	3.5%
Chicago-Naperville-Joliet, IL-IN-WI [16980]	6	7	2.7%
San Diego-Carlsbad-San Marcos, CA [41740]	6	5	2.7%
Milwaukee-Waukesha-West Allis, WI [33340]	6	4	2.7%
Greensboro-High Point, NC [24660]	5	5	2.2%

Greeley, CO [24540]	5	4	2.2%
Appleton, WI [11540]	4	6	1.8%
Portland-Vancouver-Beaverton, OR-WA [38900]	4	4	1.8%
Pensacola-Ferry Pass-Brent, FL [37860]	4	3	1.8%
Grand Rapids-Wyoming, MI [24340]	4	3	1.8%
Oshkosh-Neenah, WI [36780]	4	3	1.8%
Boston-Cambridge-Quincy, MA-NH [14460]	4	2	1.8%
Minneapolis-St. Paul-Bloomington, MN-WI [33460]	3	6	1.3%
Flint, MI [22420]	3	5	1.3%
Cincinnati-Middletown, OH-KY-IN [17140]	3	5	1.3%
Winston-Salem, NC [49180]	3	3	1.3%
Buffalo-Niagara Falls, NY [15380]	3	2	1.3%
Canton-Massillon, OH [15940]	3	1	1.3%
Gainesville, FL [23540]	2	3	0.9%
Redding, CA [39820]	2	2	0.9%
Boulder, CO [14500]	2	2	0.9%
Burlington, NC [15500]	2	2	0.9%
Philadelphia-Camden-Wilmington, PA-NJ-DE-MD [37980]	2	2	0.9%
Deltona-Daytona Beach-Ormond Beach, FL [19660]	2	2	0.9%
Houston-Sugar Land-Baytown, TX [26420]	2	2	0.9%
Spokane, WA [44060]	2	2	0.9%
Columbus, GA-AL [17980]	2	2	0.9%
Gainesville, GA [23580]	2	1	0.9%
Salt Lake City, UT [41620]	2	1	0.9%
Columbus, OH [18140]	2	1	0.9%
Charlotte-Gastonia-Concord, NC-SC [16740]	2	1	0.9%

> SHIPS [114] - {1351} : (178)

Metro Region	Patents	Inventors	% Of Class
Houston-Sugar Land-Baytown, TX [26420]	152	192	11.3%
Providence-New Bedford-Fall River, RI-MA [39300]	80	80	5.9%
Miami-Fort Lauderdale-Pompano Beach, FL [33100]	70	65	5.2%
Washington-Arlington-Alexandria, DC-VA-MD-WV [47900]	61	71	4.5%
Boston-Cambridge-Quincy, MA-NH [14460]	54	65	4%
San Diego-Carlsbad-San Marcos, CA [41740]	48	61	3.6%
New York-Northern New Jersey-Long Island, NY-NJ-PA [35620]	46	53	3.4%
San Francisco-Oakland-Fremont, CA [41860]	41	37	3%
Tampa-St. Petersburg-Clearwater, FL [45300]	40	41	3%
Seattle-Tacoma-Bellevue, WA [42660]	39	41	2.9%
Baltimore-Towson, MD [12580]	37	41	2.7%
Philadelphia-Camden-Wilmington, PA-NJ-DE-MD [37980]	34	31	2.5%
Palm Bay-Melbourne-Titusville, FL [37340]	32	30	2.4%
Minneapolis-St. Paul-Bloomington, MN-WI [33460]	30	23	2.2%
Portland-Vancouver-Beaverton, OR-WA [38900]	25	23	1.9%
Detroit-Warren-Livonia, MI [19820]	23	24	1.7%
Phoenix-Mesa-Scottsdale, AZ [38060]	22	29	1.6%
Virginia Beach-Norfolk-Newport News, VA-NC [47260]	22	26	1.6%
Orlando-Kissimmee, FL [36740]	22	20	1.6%
Panama City-Lynn Haven, FL [37460]	21	49	1.6%
Milwaukee-Waukesha-West Allis, WI [33340]	21	22	1.6%
San Jose-Sunnyvale-Santa Clara, CA [41940]	20	12	1.5%
Dallas-Fort Worth-Arlington, TX [19100]	18	20	1.3%
Port St. Lucie, FL [38940]	18	20	1.3%
New Orleans-Metairie-Kenner, LA [35380]	18	18	1.3%
Durham, NC [20500]	18	17	1.3%
Raleigh-Cary, NC [39580]	18	16	1.3%
Riverside-San Bernardino-Ontario, CA [40140]	18	14	1.3%
Chicago-Naperville-Joliet, IL-IN-WI [16980]	17	18	1.3%
Austin-Round Rock, TX [12420]	17	15	1.3%
Tallahassee, FL [45220]	15	33	1.1%
Bellingham, WA [13380]	15	17	1.1%

Knoxville, TN [28940]	14	19	1%
Portland-South Portland-Biddeford, ME [38860]	13	12	1%
South Bend-Mishawaka, IN-MI [43780]	12	9	0.9%
Oxnard-Thousand Oaks-Ventura, CA [37100]	11	16	0.8%
Atlanta-Sandy Springs-Marietta, GA [12060]	11	12	0.8%
Oshkosh-Neenah, WI [36780]	11	10	0.8%
Cape Coral-Fort Myers, FL [15980]	10	9	0.7%
Nashville-Davidson--Murfreesboro--Franklin, TN [34980]	10	7	0.7%
Deltona-Daytona Beach-Ormond Beach, FL [19660]	9	11	0.7%
Kansas City, MO-KS [28140]	9	10	0.7%
Denver-Aurora, CO [19740]	9	7	0.7%
Springfield, MO [44180]	9	7	0.7%
Bridgeport-Stamford-Norwalk, CT [14860]	9	6	0.7%
Elkhart-Goshen, IN [21140]	8	10	0.6%
Norwich-New London, CT [35980]	8	9	0.6%
Charleston-North Charleston, SC [16700]	8	8	0.6%
Columbus, OH [18140]	8	7	0.6%
Medford, OR [32780]	8	4	0.6%
Gainesville, FL [23540]	7	10	0.5%
San Antonio, TX [41700]	7	7	0.5%
Columbia, SC [17900]	7	7	0.5%
Naples-Marco Island, FL [34940]	7	7	0.5%
Merced, CA [32900]	7	5	0.5%
Tulsa, OK [46140]	6	9	0.4%
Indianapolis-Carmel, IN [26900]	6	9	0.4%
Saginaw-Saginaw Township North, MI [40980]	6	8	0.4%
Anchorage, AK [11260]	6	7	0.4%
Albany-Schenectady-Troy, NY [10580]	6	7	0.4%
Flint, MI [22420]	6	6	0.4%
Jacksonville, FL [27260]	6	6	0.4%
Akron, OH [10420]	6	6	0.4%
Salt Lake City, UT [41620]	6	6	0.4%
Sacramento--Arden-Arcade--Roseville, CA [40900]	6	5	0.4%
Greenville-Mauldin-Easley, SC [24860]	5	8	0.4%
Worcester, MA [49340]	5	7	0.4%
Provo-Orem, UT [39340]	5	6	0.4%
Cleveland-Elyria-Mentor, OH [17460]	5	6	0.4%
Hartford-West Hartford-East Hartford, CT [25540]	5	5	0.4%
Madison, WI [31540]	5	5	0.4%
Manchester-Nashua, NH [31700]	5	5	0.4%
Las Vegas-Paradise, NV [29820]	5	4	0.4%
St. Cloud, MN [41060]	5	4	0.4%
Boise City-Nampa, ID [14260]	5	4	0.4%
Santa Cruz-Watsonville, CA [42100]	5	3	0.4%
Barnstable Town, MA [12700]	4	15	0.3%
Lafayette, LA [29180]	4	7	0.3%
Greeley, CO [24540]	4	7	0.3%
Fort Collins-Loveland, CO [22660]	4	7	0.3%
Canton-Massillon, OH [15940]	4	5	0.3%
Yuba City, CA [49700]	4	5	0.3%
Fort Wayne, IN [23060]	4	5	0.3%
St. Louis, MO-IL [41180]	4	4	0.3%
Santa Rosa-Petaluma, CA [42220]	4	4	0.3%
Salinas, CA [41500]	4	3	0.3%
Bremerton-Silverdale, WA [14740]	4	3	0.3%
Pensacola-Ferry Pass-Brent, FL [37860]	4	2	0.3%
Rockford, IL [40420]	3	5	0.2%
Punta Gorda, FL [39460]	3	4	0.2%
Janesville, WI [27500]	3	4	0.2%
Wichita, KS [48620]	3	4	0.2%
Houma-Bayou Cane-Thibodaux, LA [26380]	3	3	0.2%
Greenville, NC [24780]	3	3	0.2%
Florence, SC [22500]	3	3	0.2%
Lakeland, FL [29460]	3	3	0.2%
Grand Rapids-Wyoming, MI [24340]	3	3	0.2%

Allentown-Bethlehem-Easton, PA-NJ [10900]	3	3	0.2%
Louisville/Jefferson County, KY-IN [31140]	3	3	0.2%
Cincinnati-Middletown, OH-KY-IN [17140]	3	3	0.2%
Chattanooga, TN-GA [16860]	3	3	0.2%
Vallejo-Fairfield, CA [46700]	3	3	0.2%
Pittsburgh, PA [38300]	3	2	0.2%
Baton Rouge, LA [12940]	3	2	0.2%
Reading, PA [39740]	3	2	0.2%
Lansing-East Lansing, MI [29620]	3	2	0.2%
Joplin, MO [27900]	3	2	0.2%
Syracuse, NY [45060]	3	2	0.2%
Ogden-Clearfield, UT [36260]	3	2	0.2%
College Station-Bryan, TX [17780]	3	1	0.2%
Olympia, WA [36500]	3	1	0.2%
Boulder, CO [14500]	2	5	0.1%
Greensboro-High Point, NC [24660]	2	4	0.1%
Lexington-Fayette, KY [30460]	2	3	0.1%
Laredo, TX [29700]	2	3	0.1%
Wilmington, NC [48900]	2	3	0.1%
Salem, OR [41420]	2	3	0.1%
Gulfport-Biloxi, MS [25060]	2	3	0.1%
New Haven-Milford, CT [35300]	2	2	0.1%
Charlotte-Gastonia-Concord, NC-SC [16740]	2	2	0.1%
Rochester, NY [40380]	2	2	0.1%
Burlington, NC [15500]	2	2	0.1%
Fargo, ND-MN [22020]	2	2	0.1%
Spokane, WA [44060]	2	2	0.1%
Asheville, NC [11700]	2	2	0.1%
Appleton, WI [11540]	2	2	0.1%
Hickory-Lenoir-Morganton, NC [25860]	2	2	0.1%
Omaha-Council Bluffs, NE-IA [36540]	2	2	0.1%
Columbia, MO [17860]	2	2	0.1%
Jackson, MI [27100]	2	2	0.1%
Trenton-Ewing, NJ [45940]	2	2	0.1%
Erie, PA [21500]	2	2	0.1%
Longview, TX [30980]	2	1	0.1%
Gainesville, GA [23580]	2	1	0.1%
Fayetteville-Springdale-Rogers, AR-MO [22220]	2	1	0.1%

> SIGNALS AND INDICATORS [116] - {318} : (122)

Metro Region	Patents	Inventors	% Of Class
New York-Northern New Jersey-Long Island, NY-NJ-PA [35620]	29	24	9.1%
Detroit-Warren-Livonia, MI [19820]	25	28	7.9%
Dallas-Fort Worth-Arlington, TX [19100]	16	14	5%
Chicago-Naperville-Joliet, IL-IN-WI [16980]	15	19	4.7%
Philadelphia-Camden-Wilmington, PA-NJ-DE-MD [37980]	13	10	4.1%
Cincinnati-Middletown, OH-KY-IN [17140]	10	17	3.1%
Salt Lake City, UT [41620]	9	9	2.8%
San Francisco-Oakland-Fremont, CA [41860]	8	8	2.5%
Ann Arbor, MI [11460]	8	7	2.5%
Atlanta-Sandy Springs-Marietta, GA [12060]	7	13	2.2%
Denver-Aurora, CO [19740]	7	11	2.2%
San Diego-Carlsbad-San Marcos, CA [41740]	7	10	2.2%
San Jose-Sunnyvale-Santa Clara, CA [41940]	7	8	2.2%
Minneapolis-St. Paul-Bloomington, MN-WI [33460]	6	12	1.9%
Orlando-Kissimmee, FL [36740]	6	10	1.9%
Phoenix-Mesa-Scottsdale, AZ [38060]	6	6	1.9%
Charlotte-Gastonia-Concord, NC-SC [16740]	6	6	1.9%
Akron, OH [10420]	6	5	1.9%
Cleveland-Elyria-Mentor, OH [17460]	6	5	1.9%
Portland-Vancouver-Beaverton, OR-WA [38900]	5	8	1.6%

Seattle-Tacoma-Bellevue, WA [42660]	5	7	1.6%
Miami-Fort Lauderdale-Pompano Beach, FL [33100]	5	6	1.6%
Houston-Sugar Land-Baytown, TX [26420]	5	5	1.6%
Rochester, NY [40380]	4	8	1.3%
Palm Bay-Melbourne-Titusville, FL [37340]	4	7	1.3%
Columbus, OH [18140]	4	7	1.3%
Richmond, VA [40060]	4	6	1.3%
New Haven-Milford, CT [35300]	4	5	1.3%
Memphis, TN-MS-AR [32820]	4	5	1.3%
Milwaukee-Waukesha-West Allis, WI [33340]	4	5	1.3%
Racine, WI [39540]	4	5	1.3%
Boston-Cambridge-Quincy, MA-NH [14460]	4	4	1.3%
Washington-Arlington-Alexandria, DC-VA-MD-WV [47900]	4	4	1.3%
Riverside-San Bernardino-Ontario, CA [40140]	4	4	1.3%
Sioux Falls, SD [43620]	4	4	1.3%
Louisville/Jefferson County, KY-IN [31140]	3	7	0.9%
Boulder, CO [14500]	3	5	0.9%
Tulsa, OK [46140]	3	4	0.9%
Omaha-Council Bluffs, NE-IA [36540]	3	4	0.9%
Ogden-Clearfield, UT [36260]	3	3	0.9%
Pittsburgh, PA [38300]	3	3	0.9%
Canton-Massillon, OH [15940]	3	2	0.9%
Allentown-Bethlehem-Easton, PA-NJ [10900]	3	2	0.9%
Modesto, CA [33700]	3	2	0.9%
Huntsville, AL [26620]	2	8	0.6%
Oklahoma City, OK [36420]	2	5	0.6%
Charleston-North Charleston, SC [16700]	2	4	0.6%
Montgomery, AL [33860]	2	3	0.6%
Providence-New Bedford-Fall River, RI-MA [39300]	2	3	0.6%
Eugene-Springfield, OR [21660]	2	3	0.6%
Dayton, OH [19380]	2	3	0.6%
Bakersfield, CA [12540]	2	3	0.6%
Sacramento--Arden-Arcade--Roseville, CA [40900]	2	2	0.6%
Waco, TX [47380]	2	2	0.6%
El Paso, TX [21340]	2	2	0.6%
Knoxville, TN [28940]	2	2	0.6%
Indianapolis-Carmel, IN [26900]	2	2	0.6%
Durham, NC [20500]	2	2	0.6%
Raleigh-Cary, NC [39580]	2	2	0.6%
Austin-Round Rock, TX [12420]	2	2	0.6%
Baltimore-Towson, MD [12580]	2	2	0.6%
Rockford, IL [40420]	2	2	0.6%
Tampa-St. Petersburg-Clearwater, FL [45300]	2	2	0.6%
Houma-Bayou Cane-Thibodaux, LA [26380]	2	2	0.6%
Wichita, KS [48620]	2	2	0.6%
Salem, OR [41420]	2	2	0.6%
Cape Coral-Fort Myers, FL [15980]	2	2	0.6%
Oxnard-Thousand Oaks-Ventura, CA [37100]	2	2	0.6%
Las Cruces, NM [29740]	2	2	0.6%
Winston-Salem, NC [49180]	2	2	0.6%
Albany-Schenectady-Troy, NY [10580]	2	2	0.6%
Flint, MI [22420]	2	2	0.6%
Greeley, CO [24540]	2	2	0.6%
Binghamton, NY [13780]	2	2	0.6%
Madison, WI [31540]	2	2	0.6%
Stockton, CA [44700]	2	1	0.6%
Tallahassee, FL [45220]	2	1	0.6%

> SINGLE-CRYSTAL, ORIENTED-CRYSTAL, AND EPITAXY GROWTH PROCESSES; NON-COATING APPARATUS THEREFOR [117] - {570} : (93)

-----  
Metro Region Patents Inventors % Of Class  
-----

San Jose-Sunnyvale-Santa Clara, CA [41940]	81	113	14.2%
San Francisco-Oakland-Fremont, CA [41860]	80	95	14%
Boston-Cambridge-Quincy, MA-NH [14460]	67	89	11.8%
New York-Northern New Jersey-Long Island, NY-NJ-PA [35620]	67	81	11.8%
Washington-Arlington-Alexandria, DC-VA-MD-WV [47900]	38	41	6.7%
Portland-Vancouver-Beaverton, OR-WA [38900]	31	27	5.4%
Phoenix-Mesa-Scottsdale, AZ [38060]	30	31	5.3%
Albany-Schenectady-Troy, NY [10580]	28	24	4.9%
Durham, NC [20500]	25	28	4.4%
Raleigh-Cary, NC [39580]	23	23	4%
Boise City-Nampa, ID [14260]	23	19	4%
Chicago-Naperville-Joliet, IL-IN-WI [16980]	20	24	3.5%
Manchester-Nashua, NH [31700]	17	17	3%
St. Louis, MO-IL [41180]	15	9	2.6%
Worcester, MA [49340]	13	15	2.3%
Austin-Round Rock, TX [12420]	10	23	1.8%
Knoxville, TN [28940]	10	9	1.8%
Baltimore-Towson, MD [12580]	9	12	1.6%
Pittsburgh, PA [38300]	9	6	1.6%
Cleveland-Elyria-Mentor, OH [17460]	8	11	1.4%
San Diego-Carlsbad-San Marcos, CA [41740]	8	8	1.4%
Allentown-Bethlehem-Easton, PA-NJ [10900]	8	4	1.4%
Denver-Aurora, CO [19740]	7	15	1.2%
Dallas-Fort Worth-Arlington, TX [19100]	7	12	1.2%
Greenville-Mauldin-Easley, SC [24860]	7	5	1.2%
Oxnard-Thousand Oaks-Ventura, CA [37100]	7	5	1.2%
Bridgeport-Stamford-Norwalk, CT [14860]	7	5	1.2%
Tucson, AZ [46060]	6	7	1.1%
Louisville/Jefferson County, KY-IN [31140]	6	5	1.1%
Burlington, NC [15500]	6	2	1.1%
Boulder, CO [14500]	5	10	0.9%
Atlanta-Sandy Springs-Marietta, GA [12060]	5	8	0.9%
Santa Cruz-Watsonville, CA [42100]	5	5	0.9%
Columbus, OH [18140]	5	5	0.9%
Charlotte-Gastonia-Concord, NC-SC [16740]	5	5	0.9%
Salem, OR [41420]	5	1	0.9%
Minneapolis-St. Paul-Bloomington, MN-WI [33460]	4	8	0.7%
Modesto, CA [33700]	4	6	0.7%
Riverside-San Bernardino-Ontario, CA [40140]	4	5	0.7%
Richmond, VA [40060]	4	2	0.7%
Hagerstown-Martinsburg, MD-WV [25180]	4	1	0.7%
Houston-Sugar Land-Baytown, TX [26420]	3	8	0.5%
Albuquerque, NM [10740]	3	8	0.5%
Lansing-East Lansing, MI [29620]	3	6	0.5%
Huntsville, AL [26620]	3	5	0.5%
Saginaw-Saginaw Township North, MI [40980]	3	4	0.5%
Akron, OH [10420]	3	4	0.5%
Philadelphia-Camden-Wilmington, PA-NJ-DE-MD [37980]	3	3	0.5%
Burlington-South Burlington, VT [15540]	3	3	0.5%
Sacramento--Arden-Arcade--Roseville, CA [40900]	3	3	0.5%
Vallejo-Fairfield, CA [46700]	3	3	0.5%
Gainesville, FL [23540]	3	3	0.5%
Birmingham-Hoover, AL [13820]	3	1	0.5%
Santa Rosa-Petaluma, CA [42220]	3	1	0.5%
Madison, WI [31540]	3	1	0.5%
Orlando-Kissimmee, FL [36740]	2	7	0.4%
Fayetteville-Springdale-Rogers, AR-MO [22220]	2	5	0.4%
Virginia Beach-Norfolk-Newport News, VA-NC [47260]	2	5	0.4%
New Haven-Milford, CT [35300]	2	4	0.4%
State College, PA [44300]	2	4	0.4%
Trenton-Ewing, NJ [45940]	2	4	0.4%
Detroit-Warren-Livonia, MI [19820]	2	3	0.4%
Iowa City, IA [26980]	2	2	0.4%
Kansas City, MO-KS [28140]	2	2	0.4%
Kingston, NY [28740]	2	2	0.4%

Springfield, MA [44140]	2	2	0.4%
Seattle-Tacoma-Bellevue, WA [42660]	2	2	0.4%
Barnstable Town, MA [12700]	2	1	0.4%
Bend, OR [13460]	2	1	0.4%
Milwaukee-Waukesha-West Allis, WI [33340]	2	1	0.4%

> COATING APPARATUS [118] - {1402} : (154)

Metro Region	Patents	Inventors	% Of Class
San Jose-Sunnyvale-Santa Clara, CA [41940]	428	620	30.5%
San Francisco-Oakland-Fremont, CA [41860]	344	351	24.5%
Boston-Cambridge-Quincy, MA-NH [14460]	81	123	5.8%
Santa Cruz-Watsonville, CA [42100]	76	47	5.4%
Phoenix-Mesa-Scottsdale, AZ [38060]	75	105	5.3%
Boise City-Nampa, ID [14260]	56	63	4%
Minneapolis-St. Paul-Bloomington, MN-WI [33460]	55	68	3.9%
New York-Northern New Jersey-Long Island, NY-NJ-PA [35620]	51	65	3.6%
Chicago-Naperville-Joliet, IL-IN-WI [16980]	40	57	2.9%
Austin-Round Rock, TX [12420]	38	33	2.7%
Cleveland-Elyria-Mentor, OH [17460]	32	55	2.3%
Dallas-Fort Worth-Arlington, TX [19100]	31	58	2.2%
Albany-Schenectady-Troy, NY [10580]	31	39	2.2%
Detroit-Warren-Livonia, MI [19820]	29	47	2.1%
Boulder, CO [14500]	28	24	2%
Cincinnati-Middletown, OH-KY-IN [17140]	26	45	1.9%
Rochester, NY [40380]	25	47	1.8%
Denver-Aurora, CO [19740]	25	21	1.8%
Portland-Vancouver-Beaverton, OR-WA [38900]	24	50	1.7%
Atlanta-Sandy Springs-Marietta, GA [12060]	24	40	1.7%
Ann Arbor, MI [11460]	22	18	1.6%
Washington-Arlington-Alexandria, DC-VA-MD-WV [47900]	21	29	1.5%
Hartford-West Hartford-East Hartford, CT [25540]	19	23	1.4%
Modesto, CA [33700]	19	19	1.4%
Greeley, CO [24540]	18	20	1.3%
Philadelphia-Camden-Wilmington, PA-NJ-DE-MD [37980]	17	27	1.2%
Stockton, CA [44700]	17	16	1.2%
Fort Collins-Loveland, CO [22660]	16	17	1.1%
Riverside-San Bernardino-Ontario, CA [40140]	15	16	1.1%
San Diego-Carlsbad-San Marcos, CA [41740]	14	26	1%
Miami-Fort Lauderdale-Pompano Beach, FL [33100]	12	15	0.9%
Pittsburgh, PA [38300]	12	14	0.9%
Tampa-St. Petersburg-Clearwater, FL [45300]	10	19	0.7%
Akron, OH [10420]	10	18	0.7%
Durham, NC [20500]	10	17	0.7%
Raleigh-Cary, NC [39580]	10	11	0.7%
Nashville-Davidson--Murfreesboro--Franklin, TN [34980]	10	8	0.7%
Houston-Sugar Land-Baytown, TX [26420]	9	13	0.6%
Trenton-Ewing, NJ [45940]	9	4	0.6%
Gainesville, GA [23580]	9	3	0.6%
Toledo, OH [45780]	8	12	0.6%
Dayton, OH [19380]	8	11	0.6%
New Haven-Milford, CT [35300]	8	9	0.6%
Punta Gorda, FL [39460]	8	2	0.6%
Burlington-South Burlington, VT [15540]	7	21	0.5%
Columbus, OH [18140]	7	10	0.5%
Madison, WI [31540]	7	9	0.5%
Indianapolis-Carmel, IN [26900]	7	8	0.5%
Bridgeport-Stamford-Norwalk, CT [14860]	6	9	0.4%
Sacramento--Arden-Arcade--Roseville, CA [40900]	6	8	0.4%
Baltimore-Towson, MD [12580]	6	8	0.4%
Champaign-Urbana, IL [16580]	6	8	0.4%
Worcester, MA [49340]	6	7	0.4%

Vallejo-Fairfield, CA [46700]	6	4	0.4%
Knoxville, TN [28940]	5	11	0.4%
Tucson, AZ [46060]	5	10	0.4%
Appleton, WI [11540]	5	10	0.4%
Oxnard-Thousand Oaks-Ventura, CA [37100]	5	9	0.4%
Providence-New Bedford-Fall River, RI-MA [39300]	5	8	0.4%
Manchester-Nashua, NH [31700]	5	8	0.4%
Charlotte-Gastonia-Concord, NC-SC [16740]	5	6	0.4%
Athens-Clarke County, GA [12020]	5	1	0.4%
Lexington-Fayette, KY [30460]	4	21	0.3%
Greenville-Mauldin-Easley, SC [24860]	4	9	0.3%
Richmond, VA [40060]	4	8	0.3%
Oshkosh-Neenah, WI [36780]	4	7	0.3%
Salt Lake City, UT [41620]	4	7	0.3%
Albuquerque, NM [10740]	4	6	0.3%
Portland-South Portland-Biddeford, ME [38860]	4	5	0.3%
Canton-Massillon, OH [15940]	4	5	0.3%
Orlando-Kissimmee, FL [36740]	4	4	0.3%
Evansville, IN-KY [21780]	4	4	0.3%
Flint, MI [22420]	4	3	0.3%
St. Louis, MO-IL [41180]	4	3	0.3%
Kennewick-Richland-Pasco, WA [28420]	3	10	0.2%
Seattle-Tacoma-Bellevue, WA [42660]	3	10	0.2%
Muskegon-Norton Shores, MI [34740]	3	8	0.2%
Allentown-Bethlehem-Easton, PA-NJ [10900]	3	6	0.2%
Wichita, KS [48620]	3	4	0.2%
Burlington, NC [15500]	3	4	0.2%
Springfield, MA [44140]	3	3	0.2%
Hickory-Lenoir-Morganton, NC [25860]	3	3	0.2%
Saginaw-Saginaw Township North, MI [40980]	3	3	0.2%
Santa Rosa-Petaluma, CA [42220]	3	3	0.2%
Colorado Springs, CO [17820]	3	2	0.2%
Medford, OR [32780]	3	2	0.2%
Jackson, MI [27100]	3	1	0.2%
Salinas, CA [41500]	3	1	0.2%
Lansing-East Lansing, MI [29620]	2	10	0.1%
Eau Claire, WI [20740]	2	5	0.1%
Peoria, IL [37900]	2	4	0.1%
Louisville/Jefferson County, KY-IN [31140]	2	4	0.1%
St. Cloud, MN [41060]	2	4	0.1%
Lancaster, PA [29540]	2	4	0.1%
Oklahoma City, OK [36420]	2	3	0.1%
Kansas City, MO-KS [28140]	2	3	0.1%
Springfield, MO [44180]	2	3	0.1%
Bloomington, IN [14020]	2	3	0.1%
Winston-Salem, NC [49180]	2	3	0.1%
Charleston-North Charleston, SC [16700]	2	2	0.1%
Youngstown-Warren-Boardman, OH-PA [49660]	2	2	0.1%
Janesville, WI [27500]	2	2	0.1%
Macon, GA [31420]	2	2	0.1%
Iowa City, IA [26980]	2	2	0.1%
Prescott, AZ [39140]	2	2	0.1%
Reno-Sparks, NV [39900]	2	2	0.1%
Kingston, NY [28740]	2	2	0.1%
Milwaukee-Waukesha-West Allis, WI [33340]	2	2	0.1%
Lincoln, NE [30700]	2	2	0.1%
Omaha-Council Bluffs, NE-IA [36540]	2	2	0.1%
Cedar Rapids, IA [16300]	2	2	0.1%
Eugene-Springfield, OR [21660]	2	2	0.1%
Salem, OR [41420]	2	2	0.1%
Port St. Lucie, FL [38940]	2	1	0.1%
Grand Rapids-Wyoming, MI [24340]	2	1	0.1%
Bend, OR [13460]	2	1	0.1%
San Luis Obispo-Paso Robles, CA [42020]	2	1	0.1%
Hagerstown-Martinsburg, MD-WV [25180]	2	1	0.1%



## &gt; ANIMAL HUSBANDRY [119] - {1815} : (213)

Metro Region	Patents	Inventors	% Of Class
New York-Northern New Jersey-Long Island, NY-NJ-PA [35620]	193	147	10.6%
Chicago-Naperville-Joliet, IL-IN-WI [16980]	90	87	5%
Dallas-Fort Worth-Arlington, TX [19100]	73	72	4%
Boston-Cambridge-Quincy, MA-NH [14460]	71	61	3.9%
Denver-Aurora, CO [19740]	66	48	3.6%
San Francisco-Oakland-Fremont, CA [41860]	63	59	3.5%
Philadelphia-Camden-Wilmington, PA-NJ-DE-MD [37980]	58	57	3.2%
Phoenix-Mesa-Scottsdale, AZ [38060]	52	44	2.9%
San Diego-Carlsbad-San Marcos, CA [41740]	49	43	2.7%
Washington-Arlington-Alexandria, DC-VA-MD-WV [47900]	46	50	2.5%
Knoxville, TN [28940]	46	43	2.5%
Lancaster, PA [29540]	39	22	2.1%
Milwaukee-Waukesha-West Allis, WI [33340]	36	32	2%
Miami-Fort Lauderdale-Pompano Beach, FL [33100]	35	38	1.9%
Riverside-San Bernardino-Ontario, CA [40140]	35	29	1.9%
Atlanta-Sandy Springs-Marietta, GA [12060]	33	38	1.8%
Houston-Sugar Land-Baytown, TX [26420]	29	24	1.6%
Boulder, CO [14500]	29	17	1.6%
Minneapolis-St. Paul-Bloomington, MN-WI [33460]	28	30	1.5%
Oxnard-Thousand Oaks-Ventura, CA [37100]	25	26	1.4%
Austin-Round Rock, TX [12420]	24	25	1.3%
Detroit-Warren-Livonia, MI [19820]	23	26	1.3%
Greeley, CO [24540]	23	21	1.3%
Sacramento--Arden-Arcade--Roseville, CA [40900]	22	22	1.2%
Elkhart-Goshen, IN [21140]	22	17	1.2%
Providence-New Bedford-Fall River, RI-MA [39300]	22	15	1.2%
Portland-Vancouver-Beaverton, OR-WA [38900]	21	16	1.2%
Salisbury, MD [41540]	21	11	1.2%
Madison, WI [31540]	20	30	1.1%
Raleigh-Cary, NC [39580]	20	23	1.1%
Baltimore-Towson, MD [12580]	20	20	1.1%
Orlando-Kissimmee, FL [36740]	20	19	1.1%
Fort Wayne, IN [23060]	20	10	1.1%
Seattle-Tacoma-Bellevue, WA [42660]	19	25	1%
Tampa-St. Petersburg-Clearwater, FL [45300]	19	20	1%
Durham, NC [20500]	18	21	1%
Cincinnati-Middletown, OH-KY-IN [17140]	18	19	1%
San Antonio, TX [41700]	18	17	1%
Fort Collins-Loveland, CO [22660]	18	13	1%
Amarillo, TX [11100]	18	2	1%
St. Louis, MO-IL [41180]	16	14	0.9%
Reading, PA [39740]	15	8	0.8%
Cleveland-Elyria-Mentor, OH [17460]	14	14	0.8%
Indianapolis-Carmel, IN [26900]	14	12	0.8%
Kansas City, MO-KS [28140]	13	15	0.7%
Tucson, AZ [46060]	13	13	0.7%
Laredo, TX [29700]	13	8	0.7%
San Jose-Sunnyvale-Santa Clara, CA [41940]	12	14	0.7%
Palm Bay-Melbourne-Titusville, FL [37340]	12	14	0.7%
Fresno, CA [23420]	12	9	0.7%
Prescott, AZ [39140]	12	7	0.7%
Charlotte-Gastonia-Concord, NC-SC [16740]	11	19	0.6%
Omaha-Council Bluffs, NE-IA [36540]	11	11	0.6%
Reno-Sparks, NV [39900]	11	6	0.6%
Bridgeport-Stamford-Norwalk, CT [14860]	10	13	0.6%
Allentown-Bethlehem-Easton, PA-NJ [10900]	10	11	0.6%
Greenville-Mauldin-Easley, SC [24860]	10	9	0.6%
Port St. Lucie, FL [38940]	10	9	0.6%

Portland-South Portland-Biddeford, ME [38860]	10	7	0.6%
Nashville-Davidson--Murfreesboro--Franklin, TN [34980]	9	18	0.5%
Grand Rapids-Wyoming, MI [24340]	9	10	0.5%
Rochester, NY [40380]	9	9	0.5%
San Luis Obispo-Paso Robles, CA [42020]	9	7	0.5%
Dayton, OH [19380]	9	7	0.5%
Shreveport-Bossier City, LA [43340]	9	3	0.5%
Appleton, WI [11540]	8	11	0.4%
Las Vegas-Paradise, NV [29820]	8	10	0.4%
Pittsburgh, PA [38300]	8	7	0.4%
Hartford-West Hartford-East Hartford, CT [25540]	8	7	0.4%
Cape Coral-Fort Myers, FL [15980]	8	6	0.4%
Racine, WI [39540]	7	11	0.4%
Cedar Rapids, IA [16300]	7	10	0.4%
Iowa City, IA [26980]	7	8	0.4%
Jacksonville, FL [27260]	7	7	0.4%
Santa Cruz-Watsonville, CA [42100]	7	6	0.4%
Salt Lake City, UT [41620]	7	5	0.4%
Manchester-Nashua, NH [31700]	6	8	0.3%
Fayetteville-Springdale-Rogers, AR-MO [22220]	6	7	0.3%
Oshkosh-Neenah, WI [36780]	6	7	0.3%
Asheville, NC [11700]	6	7	0.3%
Toledo, OH [45780]	6	7	0.3%
Vallejo-Fairfield, CA [46700]	6	6	0.3%
Buffalo-Niagara Falls, NY [15380]	6	6	0.3%
New Orleans-Metairie-Kenner, LA [35380]	6	6	0.3%
Pensacola-Ferry Pass-Brent, FL [37860]	6	6	0.3%
Lakeland, FL [29460]	6	5	0.3%
Harrisburg-Carlisle, PA [25420]	6	5	0.3%
Trenton-Ewing, NJ [45940]	6	5	0.3%
Utica-Rome, NY [46540]	6	3	0.3%
Bloomington, IN [14020]	6	1	0.3%
Boise City-Nampa, ID [14260]	5	8	0.3%
Baton Rouge, LA [12940]	5	6	0.3%
Akron, OH [10420]	5	6	0.3%
Gainesville, FL [23540]	5	6	0.3%
Louisville/Jefferson County, KY-IN [31140]	5	6	0.3%
Eugene-Springfield, OR [21660]	5	5	0.3%
Medford, OR [32780]	5	5	0.3%
Deltona-Daytona Beach-Ormond Beach, FL [19660]	5	5	0.3%
Worcester, MA [49340]	5	5	0.3%
Athens-Clarke County, GA [12020]	5	5	0.3%
Memphis, TN-MS-AR [32820]	5	5	0.3%
Yuba City, CA [49700]	5	5	0.3%
Bremerton-Silverdale, WA [14740]	5	4	0.3%
Macon, GA [31420]	5	4	0.3%
Anchorage, AK [11260]	5	4	0.3%
Richmond, VA [40060]	5	4	0.3%
Colorado Springs, CO [17820]	5	4	0.3%
Rockford, IL [40420]	5	3	0.3%
Visalia-Porterville, CA [47300]	5	2	0.3%
Columbus, OH [18140]	4	5	0.2%
Oklahoma City, OK [36420]	4	5	0.2%
Fargo, ND-MN [22020]	4	5	0.2%
South Bend-Mishawaka, IN-MI [43780]	4	5	0.2%
Flint, MI [22420]	4	5	0.2%
Davenport-Moline-Rock Island, IA-IL [19340]	4	4	0.2%
New Haven-Milford, CT [35300]	4	4	0.2%
Tulsa, OK [46140]	4	4	0.2%
Bakersfield, CA [12540]	4	4	0.2%
Springfield, IL [44100]	4	3	0.2%
Lafayette, LA [29180]	4	3	0.2%
Gainesville, GA [23580]	4	3	0.2%
Longview, TX [30980]	4	2	0.2%
Canton-Massillon, OH [15940]	4	2	0.2%

Huntsville, AL [26620]	3	5	0.2%
Bellingham, WA [13380]	3	4	0.2%
Naples-Marco Island, FL [34940]	3	4	0.2%
Lansing-East Lansing, MI [29620]	3	4	0.2%
Sioux Falls, SD [43620]	3	4	0.2%
Kingsport-Bristol-Bristol, TN-VA [28700]	3	4	0.2%
Waterloo-Cedar Falls, IA [47940]	3	4	0.2%
Spartanburg, SC [43900]	3	4	0.2%
Stockton, CA [44700]	3	4	0.2%
Modesto, CA [33700]	3	3	0.2%
Waco, TX [47380]	3	3	0.2%
York-Hanover, PA [49620]	3	3	0.2%
Charlottesville, VA [16820]	3	3	0.2%
Albuquerque, NM [10740]	3	3	0.2%
Lynchburg, VA [31340]	3	3	0.2%
Santa Rosa-Petaluma, CA [42220]	3	3	0.2%
Springfield, MO [44180]	3	3	0.2%
Columbia, MO [17860]	3	3	0.2%
Winston-Salem, NC [49180]	3	3	0.2%
Joplin, MO [27900]	3	3	0.2%
Fayetteville, NC [22180]	3	3	0.2%
Albany-Schenectady-Troy, NY [10580]	3	3	0.2%
Sioux City, IA-NE-SD [43580]	3	2	0.2%
Rochester, MN [40340]	3	2	0.2%
Barnstable Town, MA [12700]	3	2	0.2%
College Station-Bryan, TX [17780]	3	2	0.2%
Kennewick-Richland-Pasco, WA [28420]	3	2	0.2%
Jackson, MS [27140]	3	2	0.2%
Merced, CA [32900]	2	4	0.1%
Virginia Beach-Norfolk-Newport News, VA-NC [47260]	2	3	0.1%
Eau Claire, WI [20740]	2	3	0.1%
Ogden-Clearfield, UT [36260]	2	3	0.1%
Green Bay, WI [24580]	2	2	0.1%
Kalamazoo-Portage, MI [28020]	2	2	0.1%
Redding, CA [39820]	2	2	0.1%
Little Rock-North Little Rock-Conway, AR [30780]	2	2	0.1%
Ann Arbor, MI [11460]	2	2	0.1%
Wichita, KS [48620]	2	2	0.1%
Mobile, AL [33660]	2	2	0.1%
Chattanooga, TN-GA [16860]	2	2	0.1%
Lexington-Fayette, KY [30460]	2	2	0.1%
Columbus, GA-AL [17980]	2	2	0.1%
Scranton--Wilkes-Barre, PA [42540]	2	2	0.1%
Duluth, MN-WI [20260]	2	2	0.1%
Dover, DE [20100]	2	2	0.1%
Corpus Christi, TX [18580]	2	2	0.1%
Lincoln, NE [30700]	2	1	0.1%
Janesville, WI [27500]	2	1	0.1%
Billings, MT [13740]	2	1	0.1%

> LIQUID HEATERS AND VAPORIZERS [122] - {250} : (98)

Metro Region	Patents	Inventors	% Of Class
Cleveland-Elyria-Mentor, OH [17460]	22	26	8.8%
Montgomery, AL [33860]	21	23	8.4%
Akron, OH [10420]	20	34	8%
Nashville-Davidson--Murfreesboro--Franklin, TN [34980]	16	10	6.4%
Grand Rapids-Wyoming, MI [24340]	15	18	6%
Canton-Massillon, OH [15940]	13	22	5.2%
Chicago-Naperville-Joliet, IL-IN-WI [16980]	12	21	4.8%
Milwaukee-Waukesha-West Allis, WI [33340]	12	11	4.8%

Pittsburgh, PA [38300]	10	10	4%
Houston-Sugar Land-Baytown, TX [26420]	9	9	3.6%
Boston-Cambridge-Quincy, MA-NH [14460]	8	16	3.2%
Kingsport-Bristol-Bristol, TN-VA [28700]	8	10	3.2%
Johnson City, TN [27740]	8	9	3.2%
New York-Northern New Jersey-Long Island, NY-NJ-PA [35620]	7	9	2.8%
Minneapolis-St. Paul-Bloomington, MN-WI [33460]	6	8	2.4%
St. Louis, MO-IL [41180]	6	3	2.4%
Dallas-Fort Worth-Arlington, TX [19100]	5	11	2%
Columbus, OH [18140]	5	9	2%
Atlanta-Sandy Springs-Marietta, GA [12060]	5	7	2%
Kansas City, MO-KS [28140]	5	6	2%
San Francisco-Oakland-Fremont, CA [41860]	5	3	2%
Louisville/Jefferson County, KY-IN [31140]	4	10	1.6%
Washington-Arlington-Alexandria, DC-VA-MD-WV [47900]	4	8	1.6%
Lynchburg, VA [31340]	4	7	1.6%
Cincinnati-Middletown, OH-KY-IN [17140]	4	6	1.6%
Seattle-Tacoma-Bellevue, WA [42660]	4	6	1.6%
Hartford-West Hartford-East Hartford, CT [25540]	4	5	1.6%
Oxnard-Thousand Oaks-Ventura, CA [37100]	4	5	1.6%
San Diego-Carlsbad-San Marcos, CA [41740]	4	5	1.6%
Columbia, SC [17900]	4	3	1.6%
Huntsville, AL [26620]	4	3	1.6%
Springfield, MA [44140]	3	8	1.2%
Albany-Schenectady-Troy, NY [10580]	3	7	1.2%
Charlotte-Gastonia-Concord, NC-SC [16740]	3	4	1.2%
Lansing-East Lansing, MI [29620]	3	3	1.2%
Buffalo-Niagara Falls, NY [15380]	3	3	1.2%
Birmingham-Hoover, AL [13820]	3	3	1.2%
Mobile, AL [33660]	3	3	1.2%
Madison, WI [31540]	3	3	1.2%
Santa Rosa-Petaluma, CA [42220]	3	2	1.2%
Richmond, VA [40060]	3	2	1.2%
Kalamazoo-Portage, MI [28020]	3	2	1.2%
Florence, SC [22500]	3	2	1.2%
Portland-Vancouver-Beaverton, OR-WA [38900]	2	7	0.8%
Denver-Aurora, CO [19740]	2	3	0.8%
Greeley, CO [24540]	2	3	0.8%
Rochester, NY [40380]	2	3	0.8%
Boulder, CO [14500]	2	3	0.8%
Phoenix-Mesa-Scottsdale, AZ [38060]	2	2	0.8%
Peoria, IL [37900]	2	2	0.8%
Wichita, KS [48620]	2	2	0.8%
Tulsa, OK [46140]	2	2	0.8%
Jacksonville, FL [27260]	2	1	0.8%
Tampa-St. Petersburg-Clearwater, FL [45300]	2	1	0.8%
Lexington-Fayette, KY [30460]	2	1	0.8%

> INTERNAL-COMBUSTION ENGINES [123] - {4627} : (204)

Metro Region	Patents	Inventors	% Of Class
Detroit-Warren-Livonia, MI [19820]	1899	1548	41%
Ann Arbor, MI [11460]	744	401	16.1%
Peoria, IL [37900]	280	372	6.1%
Chicago-Naperville-Joliet, IL-IN-WI [16980]	246	265	5.3%
Flint, MI [22420]	222	141	4.8%
Rochester, NY [40380]	140	125	3%
Indianapolis-Carmel, IN [26900]	132	237	2.9%
Milwaukee-Waukesha-West Allis, WI [33340]	128	166	2.8%
Boston-Cambridge-Quincy, MA-NH [14460]	96	53	2.1%
Portland-Vancouver-Beaverton, OR-WA [38900]	90	34	1.9%
San Francisco-Oakland-Fremont, CA [41860]	73	62	1.6%

Hartford-West Hartford-East Hartford, CT [25540]	68	62	1.5%
San Jose-Sunnyvale-Santa Clara, CA [41940]	68	51	1.5%
Phoenix-Mesa-Scottsdale, AZ [38060]	67	49	1.4%
Grand Rapids-Wyoming, MI [24340]	67	43	1.4%
New York-Northern New Jersey-Long Island, NY-NJ-PA [35620]	63	57	1.4%
San Antonio, TX [41700]	60	69	1.3%
Jackson, MI [27100]	59	35	1.3%
Lansing-East Lansing, MI [29620]	58	43	1.3%
San Diego-Carlsbad-San Marcos, CA [41740]	54	56	1.2%
Laredo, TX [29700]	54	50	1.2%
Columbus, OH [18140]	50	51	1.1%
Kalamazoo-Portage, MI [28020]	42	28	0.9%
Oshkosh-Neenah, WI [36780]	39	21	0.8%
Riverside-San Bernardino-Ontario, CA [40140]	37	31	0.8%
Miami-Fort Lauderdale-Pompano Beach, FL [33100]	36	43	0.8%
Denver-Aurora, CO [19740]	35	25	0.8%
Waterloo-Cedar Falls, IA [47940]	34	46	0.7%
Racine, WI [39540]	34	32	0.7%
Appleton, WI [11540]	34	29	0.7%
Minneapolis-St. Paul-Bloomington, MN-WI [33460]	33	35	0.7%
Boulder, CO [14500]	33	25	0.7%
Washington-Arlington-Alexandria, DC-VA-MD-WV [47900]	33	24	0.7%
Atlanta-Sandy Springs-Marietta, GA [12060]	33	22	0.7%
Philadelphia-Camden-Wilmington, PA-NJ-DE-MD [37980]	32	38	0.7%
Seattle-Tacoma-Bellevue, WA [42660]	32	27	0.7%
Greeley, CO [24540]	32	26	0.7%
Fort Collins-Loveland, CO [22660]	32	26	0.7%
Erie, PA [21500]	31	48	0.7%
Virginia Beach-Norfolk-Newport News, VA-NC [47260]	31	32	0.7%
Madison, WI [31540]	30	40	0.6%
Durham, NC [20500]	30	27	0.6%
Houston-Sugar Land-Baytown, TX [26420]	28	30	0.6%
Cincinnati-Middletown, OH-KY-IN [17140]	28	26	0.6%
Dallas-Fort Worth-Arlington, TX [19100]	27	21	0.6%
Richmond, VA [40060]	26	34	0.6%
Greensboro-High Point, NC [24660]	26	11	0.6%
Oxnard-Thousand Oaks-Ventura, CA [37100]	25	22	0.5%
Colorado Springs, CO [17820]	24	20	0.5%
Springfield, MA [44140]	23	10	0.5%
Janesville, WI [27500]	22	19	0.5%
Fort Wayne, IN [23060]	19	23	0.4%
Knoxville, TN [28940]	19	21	0.4%
Saginaw-Saginaw Township North, MI [40980]	19	17	0.4%
Burlington, NC [15500]	19	13	0.4%
Greenville-Mauldin-Easley, SC [24860]	17	20	0.4%
Toledo, OH [45780]	17	15	0.4%
Raleigh-Cary, NC [39580]	15	17	0.3%
Austin-Round Rock, TX [12420]	15	14	0.3%
Palm Bay-Melbourne-Titusville, FL [37340]	14	16	0.3%
Salt Lake City, UT [41620]	14	15	0.3%
Davenport-Moline-Rock Island, IA-IL [19340]	14	14	0.3%
Charlotte-Gastonia-Concord, NC-SC [16740]	14	12	0.3%
Worcester, MA [49340]	14	12	0.3%
Orlando-Kissimmee, FL [36740]	14	11	0.3%
Las Cruces, NM [29740]	13	18	0.3%
Dayton, OH [19380]	13	10	0.3%
Elkhart-Goshen, IN [21140]	13	8	0.3%
Oklahoma City, OK [36420]	13	6	0.3%
South Bend-Mishawaka, IN-MI [43780]	12	17	0.3%
El Paso, TX [21340]	12	16	0.3%
Reno-Sparks, NV [39900]	12	13	0.3%
Cleveland-Elyria-Mentor, OH [17460]	12	11	0.3%
Jacksonville, FL [27260]	12	9	0.3%
Kansas City, MO-KS [28140]	12	7	0.3%
Santa Cruz-Watsonville, CA [42100]	12	4	0.3%

Tulsa, OK [46140]	11	12	0.2%
New Haven-Milford, CT [35300]	11	9	0.2%
Provo-Orem, UT [39340]	11	8	0.2%
Albuquerque, NM [10740]	10	11	0.2%
Naples-Marco Island, FL [34940]	10	10	0.2%
Tucson, AZ [46060]	10	10	0.2%
Las Vegas-Paradise, NV [29820]	10	8	0.2%
Hagerstown-Martinsburg, MD-WV [25180]	10	8	0.2%
Pittsburgh, PA [38300]	10	8	0.2%
Norwich-New London, CT [35980]	10	6	0.2%
St. Louis, MO-IL [41180]	9	10	0.2%
Cape Coral-Fort Myers, FL [15980]	9	10	0.2%
Baltimore-Towson, MD [12580]	9	9	0.2%
Nashville-Davidson--Murfreeseboro--Franklin, TN [34980]	9	8	0.2%
Providence-New Bedford-Fall River, RI-MA [39300]	9	7	0.2%
Bloomington, IN [14020]	9	7	0.2%
Modesto, CA [33700]	8	9	0.2%
Huntsville, AL [26620]	8	8	0.2%
Albany-Schenectady-Troy, NY [10580]	8	7	0.2%
Louisville/Jefferson County, KY-IN [31140]	8	5	0.2%
Green Bay, WI [24580]	8	4	0.2%
Gainesville, GA [23580]	8	4	0.2%
Sacramento--Arden-Arcade--Roseville, CA [40900]	7	8	0.2%
Wichita, KS [48620]	7	7	0.2%
Yuba City, CA [49700]	7	5	0.2%
Trenton-Ewing, NJ [45940]	7	5	0.2%
New Orleans-Metairie-Kenner, LA [35380]	7	5	0.2%
Charleston-North Charleston, SC [16700]	7	5	0.2%
Lakeland, FL [29460]	7	5	0.2%
Memphis, TN-MS-AR [32820]	7	5	0.2%
Columbia, SC [17900]	6	7	0.1%
Akron, OH [10420]	6	7	0.1%
Youngstown-Warren-Boardman, OH-PA [49660]	6	6	0.1%
Tampa-St. Petersburg-Clearwater, FL [45300]	6	6	0.1%
Shreveport-Bossier City, LA [43340]	6	3	0.1%
Augusta-Richmond County, GA-SC [12260]	6	3	0.1%
Bowling Green, KY [14540]	5	7	0.1%
Lancaster, PA [29540]	5	7	0.1%
Buffalo-Niagara Falls, NY [15380]	5	5	0.1%
Reading, PA [39740]	5	5	0.1%
Bellingham, WA [13380]	5	4	0.1%
Hickory-Lenoir-Morganton, NC [25860]	5	4	0.1%
Port St. Lucie, FL [38940]	5	4	0.1%
Portland-South Portland-Biddeford, ME [38860]	5	4	0.1%
Santa Rosa-Petaluma, CA [42220]	5	3	0.1%
Allentown-Bethlehem-Easton, PA-NJ [10900]	5	2	0.1%
Roanoke, VA [40220]	4	7	0.1%
Bakersfield, CA [12540]	4	5	0.1%
Rockford, IL [40420]	4	4	0.1%
Asheville, NC [11700]	4	3	0.1%
Baton Rouge, LA [12940]	4	3	0.1%
Little Rock-North Little Rock-Conway, AR [30780]	4	3	0.1%
Greenville, NC [24780]	4	2	0.1%
Kingston, NY [28740]	4	2	0.1%
York-Hanover, PA [49620]	3	5	0.1%
Bridgeport-Stamford-Norwalk, CT [14860]	3	4	0.1%
Tallahassee, FL [45220]	3	3	0.1%
Muskegon-Norton Shores, MI [34740]	3	3	0.1%
Spartanburg, SC [43900]	3	3	0.1%
Birmingham-Hoover, AL [13820]	3	3	0.1%
Lincoln, NE [30700]	3	3	0.1%
Columbia, MO [17860]	3	3	0.1%
San Luis Obispo-Paso Robles, CA [42020]	3	2	0.1%
Harrisburg-Carlisle, PA [25420]	3	2	0.1%
Ogden-Clearfield, UT [36260]	3	2	0.1%

College Station-Bryan, TX [17780]	3	1	0.1%
Wilmington, NC [48900]	2	8	0%
Lynchburg, VA [31340]	2	6	0%
Medford, OR [32780]	2	4	0%
Stockton, CA [44700]	2	4	0%
Blacksburg-Christiansburg-Radford, VA [13980]	2	3	0%
Des Moines-West Des Moines, IA [19780]	2	3	0%
Salem, OR [41420]	2	3	0%
Bend, OR [13460]	2	3	0%
Syracuse, NY [45060]	2	3	0%
Bremerton-Silverdale, WA [14740]	2	2	0%
Fargo, ND-MN [22020]	2	2	0%
Kingsport-Bristol-Bristol, TN-VA [28700]	2	2	0%
Punta Gorda, FL [39460]	2	2	0%
Canton-Massillon, OH [15940]	2	2	0%
Joplin, MO [27900]	2	2	0%
Winston-Salem, NC [49180]	2	2	0%
Johnson City, TN [27740]	2	2	0%
Olympia, WA [36500]	2	2	0%
Omaha-Council Bluffs, NE-IA [36540]	2	2	0%
Springfield, MO [44180]	2	2	0%
St. Cloud, MN [41060]	2	2	0%
Houma-Bayou Cane-Thibodaux, LA [26380]	2	2	0%
Cedar Rapids, IA [16300]	2	2	0%
Pensacola-Ferry Pass-Brent, FL [37860]	2	2	0%
Duluth, MN-WI [20260]	2	1	0%
Montgomery, AL [33860]	2	1	0%
Barnstable Town, MA [12700]	2	1	0%
Champaign-Urbana, IL [16580]	2	1	0%

> MECHANICAL GUNS AND PROJECTORS [124] - {673} : (143)

Metro Region	Patents	Inventors	% Of Class
Detroit-Warren-Livonia, MI [19820]	36	17	5.3%
Phoenix-Mesa-Scottsdale, AZ [38060]	32	26	4.8%
Akron, OH [10420]	31	12	4.6%
Chicago-Naperville-Joliet, IL-IN-WI [16980]	30	17	4.5%
Dallas-Fort Worth-Arlington, TX [19100]	28	21	4.2%
San Diego-Carlsbad-San Marcos, CA [41740]	24	26	3.6%
New York-Northern New Jersey-Long Island, NY-NJ-PA [35620]	24	23	3.6%
Tucson, AZ [46060]	24	18	3.6%
Pittsburgh, PA [38300]	24	17	3.6%
Philadelphia-Camden-Wilmington, PA-NJ-DE-MD [37980]	22	15	3.3%
Canton-Massillon, OH [15940]	21	3	3.1%
Providence-New Bedford-Fall River, RI-MA [39300]	19	17	2.8%
Atlanta-Sandy Springs-Marietta, GA [12060]	19	14	2.8%
San Francisco-Oakland-Fremont, CA [41860]	17	16	2.5%
San Jose-Sunnyvale-Santa Clara, CA [41940]	16	9	2.4%
Eugene-Springfield, OR [21660]	15	5	2.2%
Iowa City, IA [26980]	14	4	2.1%
Ogden-Clearfield, UT [36260]	13	4	1.9%
Seattle-Tacoma-Bellevue, WA [42660]	13	4	1.9%
Washington-Arlington-Alexandria, DC-VA-MD-WV [47900]	12	12	1.8%
Gainesville, FL [23540]	12	2	1.8%
Sacramento--Arden-Arcade--Roseville, CA [40900]	11	6	1.6%
Tampa-St. Petersburg-Clearwater, FL [45300]	10	8	1.5%
Cleveland-Elyria-Mentor, OH [17460]	10	7	1.5%
Boise City-Nampa, ID [14260]	10	2	1.5%
San Antonio, TX [41700]	9	4	1.3%
Grand Rapids-Wyoming, MI [24340]	8	7	1.2%
Salt Lake City, UT [41620]	8	6	1.2%
Rochester, NY [40380]	7	11	1%

Fort Wayne, IN [23060]	7	7	1%
Cincinnati-Middletown, OH-KY-IN [17140]	7	7	1%
Riverside-San Bernardino-Ontario, CA [40140]	7	7	1%
York-Hanover, PA [49620]	7	7	1%
Oxnard-Thousand Oaks-Ventura, CA [37100]	7	7	1%
Minneapolis-St. Paul-Bloomington, MN-WI [33460]	7	5	1%
Ann Arbor, MI [11460]	7	4	1%
Laredo, TX [29700]	7	3	1%
Denver-Aurora, CO [19740]	6	6	0.9%
Lancaster, PA [29540]	6	6	0.9%
Evansville, IN-KY [21780]	6	5	0.9%
Boston-Cambridge-Quincy, MA-NH [14460]	6	5	0.9%
Reno-Sparks, NV [39900]	5	7	0.7%
Fayetteville-Springdale-Rogers, AR-MO [22220]	5	5	0.7%
Houston-Sugar Land-Baytown, TX [26420]	5	5	0.7%
Chattanooga, TN-GA [16860]	5	4	0.7%
Lynchburg, VA [31340]	5	4	0.7%
Orlando-Kissimmee, FL [36740]	5	3	0.7%
Lexington-Fayette, KY [30460]	5	1	0.7%
Baltimore-Towson, MD [12580]	4	6	0.6%
San Luis Obispo-Paso Robles, CA [42020]	4	4	0.6%
Portland-Vancouver-Beaverton, OR-WA [38900]	4	4	0.6%
Flint, MI [22420]	4	3	0.6%
Austin-Round Rock, TX [12420]	4	3	0.6%
Bend, OR [13460]	4	2	0.6%
Kalamazoo-Portage, MI [28020]	3	4	0.4%
Buffalo-Niagara Falls, NY [15380]	3	4	0.4%
Indianapolis-Carmel, IN [26900]	3	4	0.4%
Provo-Orem, UT [39340]	3	4	0.4%
Scranton--Wilkes-Barre, PA [42540]	3	3	0.4%
Spokane, WA [44060]	3	3	0.4%
Hartford-West Hartford-East Hartford, CT [25540]	3	3	0.4%
Jacksonville, FL [27260]	3	3	0.4%
Greeley, CO [24540]	3	3	0.4%
Duluth, MN-WI [20260]	3	3	0.4%
Kingsport-Bristol-Bristol, TN-VA [28700]	3	3	0.4%
Bakersfield, CA [12540]	3	3	0.4%
Bellingham, WA [13380]	3	3	0.4%
Johnson City, TN [27740]	3	3	0.4%
Durham, NC [20500]	3	3	0.4%
Portland-South Portland-Biddeford, ME [38860]	3	3	0.4%
Nashville-Davidson--Murfreesboro--Franklin, TN [34980]	3	3	0.4%
Tallahassee, FL [45220]	3	2	0.4%
Gainesville, GA [23580]	3	2	0.4%
Dayton, OH [19380]	3	2	0.4%
Cedar Rapids, IA [16300]	3	2	0.4%
Deltona-Daytona Beach-Ormond Beach, FL [19660]	3	2	0.4%
Charlottesville, VA [16820]	3	2	0.4%
Syracuse, NY [45060]	3	1	0.4%
Salisbury, MD [41540]	3	1	0.4%
Warner Robins, GA [47580]	3	1	0.4%
Milwaukee-Waukesha-West Allis, WI [33340]	2	4	0.3%
Burlington, NC [15500]	2	3	0.3%
Killeen-Temple-Fort Hood, TX [28660]	2	2	0.3%
Harrisburg-Carlisle, PA [25420]	2	2	0.3%
Richmond, VA [40060]	2	2	0.3%
Modesto, CA [33700]	2	2	0.3%
Stockton, CA [44700]	2	2	0.3%
Gulfport-Biloxi, MS [25060]	2	2	0.3%
Miami-Fort Lauderdale-Pompano Beach, FL [33100]	2	2	0.3%
Colorado Springs, CO [17820]	2	2	0.3%
Manchester-Nashua, NH [31700]	2	2	0.3%
Olympia, WA [36500]	2	2	0.3%
Wichita, KS [48620]	2	2	0.3%
Albuquerque, NM [10740]	2	2	0.3%



Reading, PA [39740]	2	2	0.3%
Cape Coral-Fort Myers, FL [15980]	2	1	0.3%
Columbus, OH [18140]	2	1	0.3%
Bridgeport-Stamford-Norwalk, CT [14860]	2	1	0.3%
Barnstable Town, MA [12700]	2	1	0.3%
Mobile, AL [33660]	2	1	0.3%
Lafayette, LA [29180]	2	1	0.3%

## &gt; STONE WORKING [125] - {151} : (66)

Metro Region	Patents	Inventors	% Of Class
Minneapolis-St. Paul-Bloomington, MN-WI [33460]	16	7	10.6%
Riverside-San Bernardino-Ontario, CA [40140]	13	7	8.6%
Baltimore-Towson, MD [12580]	8	13	5.3%
New York-Northern New Jersey-Long Island, NY-NJ-PA [35620]	8	8	5.3%
Oxnard-Thousand Oaks-Ventura, CA [37100]	8	3	5.3%
Boise City-Nampa, ID [14260]	7	9	4.6%
Chicago-Naperville-Joliet, IL-IN-WI [16980]	6	9	4%
Columbus, OH [18140]	6	3	4%
Kansas City, MO-KS [28140]	5	6	3.3%
Columbia, SC [17900]	5	6	3.3%
Portland-Vancouver-Beaverton, OR-WA [38900]	5	6	3.3%
Dallas-Fort Worth-Arlington, TX [19100]	5	4	3.3%
Worcester, MA [49340]	5	4	3.3%
San Jose-Sunnyvale-Santa Clara, CA [41940]	4	8	2.6%
San Francisco-Oakland-Fremont, CA [41860]	4	5	2.6%
York-Hanover, PA [49620]	4	3	2.6%
Detroit-Warren-Livonia, MI [19820]	4	3	2.6%
Houston-Sugar Land-Baytown, TX [26420]	3	4	2%
Cleveland-Elyria-Mentor, OH [17460]	3	3	2%
Boston-Cambridge-Quincy, MA-NH [14460]	3	3	2%
Philadelphia-Camden-Wilmington, PA-NJ-DE-MD [37980]	3	3	2%
Provo-Orem, UT [39340]	3	2	2%
San Diego-Carlsbad-San Marcos, CA [41740]	2	3	1.3%
Milwaukee-Waukesha-West Allis, WI [33340]	2	2	1.3%
Miami-Fort Lauderdale-Pompano Beach, FL [33100]	2	2	1.3%
Denver-Aurora, CO [19740]	2	2	1.3%
Washington-Arlington-Alexandria, DC-VA-MD-WV [47900]	2	2	1.3%
Cincinnati-Middletown, OH-KY-IN [17140]	2	2	1.3%
Providence-New Bedford-Fall River, RI-MA [39300]	2	1	1.3%
Prescott, AZ [39140]	2	1	1.3%

## &gt; STOVES AND FURNACES [126] - {685} : (149)

Metro Region	Patents	Inventors	% Of Class
Chicago-Naperville-Joliet, IL-IN-WI [16980]	51	54	7.4%
New York-Northern New Jersey-Long Island, NY-NJ-PA [35620]	51	52	7.4%
San Francisco-Oakland-Fremont, CA [41860]	36	35	5.3%
Louisville/Jefferson County, KY-IN [31140]	34	41	5%
Boston-Cambridge-Quincy, MA-NH [14460]	32	33	4.7%
Dallas-Fort Worth-Arlington, TX [19100]	21	22	3.1%
Minneapolis-St. Paul-Bloomington, MN-WI [33460]	21	21	3.1%
Riverside-San Bernardino-Ontario, CA [40140]	20	13	2.9%
San Jose-Sunnyvale-Santa Clara, CA [41940]	18	24	2.6%
Chattanooga, TN-GA [16860]	18	24	2.6%
Seattle-Tacoma-Bellevue, WA [42660]	17	25	2.5%
Philadelphia-Camden-Wilmington, PA-NJ-DE-MD [37980]	16	16	2.3%
Sacramento--Arden-Arcade--Roseville, CA [40900]	15	9	2.2%
Nashville-Davidson--Murfreesboro--Franklin, TN [34980]	14	24	2%

San Diego-Carlsbad-San Marcos, CA [41740]	14	19	2%
Atlanta-Sandy Springs-Marietta, GA [12060]	14	14	2%
Columbus, GA-AL [17980]	13	15	1.9%
Oxnard-Thousand Oaks-Ventura, CA [37100]	13	15	1.9%
Worcester, MA [49340]	12	13	1.8%
Detroit-Warren-Livonia, MI [19820]	11	12	1.6%
Miami-Fort Lauderdale-Pompano Beach, FL [33100]	11	12	1.6%
Tampa-St. Petersburg-Clearwater, FL [45300]	10	15	1.5%
Columbia, SC [17900]	10	5	1.5%
Milwaukee-Waukesha-West Allis, WI [33340]	9	12	1.3%
Vallejo-Fairfield, CA [46700]	9	4	1.3%
Denver-Aurora, CO [19740]	8	11	1.2%
Hartford-West Hartford-East Hartford, CT [25540]	8	10	1.2%
Phoenix-Mesa-Scottsdale, AZ [38060]	8	8	1.2%
Austin-Round Rock, TX [12420]	8	8	1.2%
Albuquerque, NM [10740]	8	8	1.2%
Boulder, CO [14500]	7	12	1%
Washington-Arlington-Alexandria, DC-VA-MD-WV [47900]	7	9	1%
Cleveland-Elyria-Mentor, OH [17460]	7	8	1%
Wichita, KS [48620]	6	12	0.9%
Indianapolis-Carmel, IN [26900]	6	12	0.9%
Cincinnati-Middletown, OH-KY-IN [17140]	6	10	0.9%
Madison, WI [31540]	6	9	0.9%
Baltimore-Towson, MD [12580]	6	7	0.9%
South Bend-Mishawaka, IN-MI [43780]	6	6	0.9%
Bowling Green, KY [14540]	6	5	0.9%
Canton-Massillon, OH [15940]	6	5	0.9%
Yuba City, CA [49700]	6	3	0.9%
Memphis, TN-MS-AR [32820]	6	3	0.9%
Columbus, OH [18140]	5	8	0.7%
Charlotte-Gastonia-Concord, NC-SC [16740]	5	7	0.7%
Portland-Vancouver-Beaverton, OR-WA [38900]	5	7	0.7%
Providence-New Bedford-Fall River, RI-MA [39300]	5	6	0.7%
Salt Lake City, UT [41620]	5	6	0.7%
Las Vegas-Paradise, NV [29820]	5	5	0.7%
St. Louis, MO-IL [41180]	5	5	0.7%
Niles-Benton Harbor, MI [35660]	5	5	0.7%
Orlando-Kissimmee, FL [36740]	5	4	0.7%
Akron, OH [10420]	5	4	0.7%
Dayton, OH [19380]	5	4	0.7%
New Orleans-Metairie-Kenner, LA [35380]	5	2	0.7%
Greeley, CO [24540]	4	10	0.6%
Houston-Sugar Land-Baytown, TX [26420]	4	5	0.6%
Modesto, CA [33700]	4	5	0.6%
Grand Rapids-Wyoming, MI [24340]	4	4	0.6%
Richmond, VA [40060]	4	3	0.6%
Des Moines-West Des Moines, IA [19780]	4	3	0.6%
Greenville, NC [24780]	4	2	0.6%
Fort Collins-Loveland, CO [22660]	3	9	0.4%
Burlington-South Burlington, VT [15540]	3	8	0.4%
Knoxville, TN [28940]	3	5	0.4%
Bellingham, WA [13380]	3	5	0.4%
Albany-Schenectady-Troy, NY [10580]	3	4	0.4%
Rockford, IL [40420]	3	4	0.4%
Racine, WI [39540]	3	3	0.4%
Tulsa, OK [46140]	3	3	0.4%
Trenton-Ewing, NJ [45940]	3	3	0.4%
Elkhart-Goshen, IN [21140]	3	3	0.4%
Kalamazoo-Portage, MI [28020]	3	3	0.4%
Bakersfield, CA [12540]	3	2	0.4%
Merced, CA [32900]	3	2	0.4%
Tyler, TX [46340]	3	2	0.4%
Port St. Lucie, FL [38940]	3	1	0.4%
Syracuse, NY [45060]	2	5	0.3%
Tucson, AZ [46060]	2	4	0.3%

Fayetteville-Springdale-Rogers, AR-MO [22220]	2	4	0.3%
Flint, MI [22420]	2	4	0.3%
Palm Bay-Melbourne-Titusville, FL [37340]	2	3	0.3%
Harrisburg-Carlisle, PA [25420]	2	3	0.3%
Shreveport-Bossier City, LA [43340]	2	3	0.3%
Stockton, CA [44700]	2	3	0.3%
Kingsport-Bristol-Bristol, TN-VA [28700]	2	3	0.3%
Tallahassee, FL [45220]	2	3	0.3%
Ann Arbor, MI [11460]	2	2	0.3%
San Antonio, TX [41700]	2	2	0.3%
Baton Rouge, LA [12940]	2	2	0.3%
Green Bay, WI [24580]	2	2	0.3%
New Haven-Milford, CT [35300]	2	2	0.3%
Greensboro-High Point, NC [24660]	2	2	0.3%
Clarksville, TN-KY [17300]	2	2	0.3%
Cedar Rapids, IA [16300]	2	2	0.3%
Appleton, WI [11540]	2	2	0.3%
Virginia Beach-Norfolk-Newport News, VA-NC [47260]	2	2	0.3%
Reno-Sparks, NV [39900]	2	2	0.3%
Evansville, IN-KY [21780]	2	2	0.3%
Eau Claire, WI [20740]	2	2	0.3%
Rochester, MN [40340]	2	2	0.3%
Fresno, CA [23420]	2	2	0.3%
Lansing-East Lansing, MI [29620]	2	2	0.3%
Lubbock, TX [31180]	2	1	0.3%
Fort Wayne, IN [23060]	2	1	0.3%
Buffalo-Niagara Falls, NY [15380]	2	1	0.3%
Colorado Springs, CO [17820]	2	1	0.3%

> SUGAR, STARCH, AND CARBOHYDRATES [127] - {57} : (37)

Metro Region	Patents	Inventors	% Of Class
Cincinnati-Middletown, OH-KY-IN [17140]	8	7	14%
Atlanta-Sandy Springs-Marietta, GA [12060]	6	8	10.5%
Philadelphia-Camden-Wilmington, PA-NJ-DE-MD [37980]	6	7	10.5%
Denver-Aurora, CO [19740]	5	3	8.8%
Boulder, CO [14500]	4	1	7%
Bellingham, WA [13380]	4	1	7%
New York-Northern New Jersey-Long Island, NY-NJ-PA [35620]	3	4	5.3%
Ogden-Clearfield, UT [36260]	3	1	5.3%
Springfield, IL [44100]	3	1	5.3%
St. Louis, MO-IL [41180]	3	1	5.3%
Albany-Schenectady-Troy, NY [10580]	3	1	5.3%
Baton Rouge, LA [12940]	2	3	3.5%
Chicago-Naperville-Joliet, IL-IN-WI [16980]	2	2	3.5%
San Francisco-Oakland-Fremont, CA [41860]	2	2	3.5%
Washington-Arlington-Alexandria, DC-VA-MD-WV [47900]	2	2	3.5%
Minneapolis-St. Paul-Bloomington, MN-WI [33460]	2	2	3.5%
Fort Collins-Loveland, CO [22660]	2	1	3.5%
Blacksburg-Christiansburg-Radford, VA [13980]	2	1	3.5%
Greeley, CO [24540]	2	1	3.5%

> SURGERY [128] - {2794} : (186)

Metro Region	Patents	Inventors	% Of Class
San Francisco-Oakland-Fremont, CA [41860]	419	383	15%
San Jose-Sunnyvale-Santa Clara, CA [41940]	354	283	12.7%
San Diego-Carlsbad-San Marcos, CA [41740]	209	173	7.5%
New York-Northern New Jersey-Long Island, NY-NJ-PA [35620]	191	161	6.8%

Boston-Cambridge-Quincy, MA-NH [14460]	184	219	6.6%
Pittsburgh, PA [38300]	162	157	5.8%
Minneapolis-St. Paul-Bloomington, MN-WI [33460]	148	105	5.3%
Chicago-Naperville-Joliet, IL-IN-WI [16980]	114	104	4.1%
Riverside-San Bernardino-Ontario, CA [40140]	95	55	3.4%
Atlanta-Sandy Springs-Marietta, GA [12060]	88	98	3.1%
Seattle-Tacoma-Bellevue, WA [42660]	83	106	3%
Santa Cruz-Watsonville, CA [42100]	63	20	2.3%
Philadelphia-Camden-Wilmington, PA-NJ-DE-MD [37980]	62	53	2.2%
Washington-Arlington-Alexandria, DC-VA-MD-WV [47900]	61	46	2.2%
Denver-Aurora, CO [19740]	57	50	2%
Miami-Fort Lauderdale-Pompano Beach, FL [33100]	56	48	2%
Durham, NC [20500]	55	66	2%
Dallas-Fort Worth-Arlington, TX [19100]	55	40	2%
New Haven-Milford, CT [35300]	51	40	1.8%
Madison, WI [31540]	51	31	1.8%
Baltimore-Towson, MD [12580]	50	48	1.8%
Indianapolis-Carmel, IN [26900]	49	51	1.8%
Raleigh-Cary, NC [39580]	49	50	1.8%
Cincinnati-Middletown, OH-KY-IN [17140]	47	64	1.7%
Salt Lake City, UT [41620]	43	44	1.5%
Phoenix-Mesa-Scottsdale, AZ [38060]	40	39	1.4%
Boulder, CO [14500]	39	35	1.4%
Bridgeport-Stamford-Norwalk, CT [14860]	38	35	1.4%
Modesto, CA [33700]	34	23	1.2%
Providence-New Bedford-Fall River, RI-MA [39300]	32	29	1.1%
Sacramento--Arden-Arcade--Roseville, CA [40900]	30	37	1.1%
Richmond, VA [40060]	28	47	1%
Cleveland-Elyria-Mentor, OH [17460]	28	32	1%
Columbus, OH [18140]	27	28	1%
Austin-Round Rock, TX [12420]	27	17	1%
Hartford-West Hartford-East Hartford, CT [25540]	26	21	0.9%
Kansas City, MO-KS [28140]	24	22	0.9%
Tampa-St. Petersburg-Clearwater, FL [45300]	24	18	0.9%
Oxnard-Thousand Oaks-Ventura, CA [37100]	23	20	0.8%
Houston-Sugar Land-Baytown, TX [26420]	21	35	0.8%
Buffalo-Niagara Falls, NY [15380]	21	22	0.8%
Worcester, MA [49340]	21	16	0.8%
Palm Bay-Melbourne-Titusville, FL [37340]	20	20	0.7%
Charlotte-Gastonia-Concord, NC-SC [16740]	19	22	0.7%
Detroit-Warren-Livonia, MI [19820]	18	22	0.6%
Greeley, CO [24540]	18	20	0.6%
Memphis, TN-MS-AR [32820]	17	19	0.6%
St. Louis, MO-IL [41180]	17	17	0.6%
Rochester, NY [40380]	17	13	0.6%
Port St. Lucie, FL [38940]	17	8	0.6%
Portland-Vancouver-Beaverton, OR-WA [38900]	16	13	0.6%
Gainesville, FL [23540]	15	15	0.5%
Las Vegas-Paradise, NV [29820]	15	8	0.5%
Vallejo-Fairfield, CA [46700]	14	9	0.5%
Lubbock, TX [31180]	14	4	0.5%
Tucson, AZ [46060]	13	14	0.5%
Orlando-Kissimmee, FL [36740]	13	14	0.5%
Birmingham-Hoover, AL [13820]	13	13	0.5%
Fort Collins-Loveland, CO [22660]	13	11	0.5%
Virginia Beach-Norfolk-Newport News, VA-NC [47260]	13	10	0.5%
Charlottesville, VA [16820]	13	8	0.5%
San Antonio, TX [41700]	12	14	0.4%
Bakersfield, CA [12540]	12	11	0.4%
Trenton-Ewing, NJ [45940]	12	9	0.4%
Lancaster, PA [29540]	12	3	0.4%
Allentown-Bethlehem-Easton, PA-NJ [10900]	11	14	0.4%
Bloomington, IN [14020]	11	10	0.4%
Akron, OH [10420]	11	7	0.4%
Laredo, TX [29700]	10	10	0.4%

Utica-Rome, NY [46540]	10	8	0.4%
Toledo, OH [45780]	10	7	0.4%
Nashville-Davidson--Murfreeseboro--Franklin, TN [34980]	10	7	0.4%
Syracuse, NY [45060]	10	5	0.4%
Santa Rosa-Petaluma, CA [42220]	9	10	0.3%
Manchester-Nashua, NH [31700]	9	10	0.3%
Yuba City, CA [49700]	9	9	0.3%
Stockton, CA [44700]	9	8	0.3%
Portland-South Portland-Biddeford, ME [38860]	9	8	0.3%
Charleston-North Charleston, SC [16700]	9	5	0.3%
Provo-Orem, UT [39340]	9	5	0.3%
Rochester, MN [40340]	8	16	0.3%
Louisville/Jefferson County, KY-IN [31140]	8	11	0.3%
Deltona-Daytona Beach-Ormond Beach, FL [19660]	8	7	0.3%
Springfield, MA [44140]	8	4	0.3%
Ann Arbor, MI [11460]	7	11	0.3%
Appleton, WI [11540]	7	9	0.3%
Oshkosh-Neenah, WI [36780]	7	9	0.3%
Colorado Springs, CO [17820]	7	9	0.3%
Knoxville, TN [28940]	7	8	0.3%
Panama City-Lynn Haven, FL [37460]	7	8	0.3%
Las Cruces, NM [29740]	7	7	0.3%
Spokane, WA [44060]	7	4	0.3%
Lexington-Fayette, KY [30460]	6	11	0.2%
Little Rock-North Little Rock-Conway, AR [30780]	6	10	0.2%
Dayton, OH [19380]	6	9	0.2%
Winston-Salem, NC [49180]	6	9	0.2%
Oklahoma City, OK [36420]	6	8	0.2%
Albuquerque, NM [10740]	6	8	0.2%
Milwaukee-Waukesha-West Allis, WI [33340]	6	8	0.2%
Kalamazoo-Portage, MI [28020]	6	7	0.2%
Naples-Marco Island, FL [34940]	6	6	0.2%
Ogden-Clearfield, UT [36260]	6	6	0.2%
Cape Coral-Fort Myers, FL [15980]	6	6	0.2%
El Paso, TX [21340]	6	5	0.2%
Erie, PA [21500]	6	5	0.2%
Grand Rapids-Wyoming, MI [24340]	6	4	0.2%
Lansing-East Lansing, MI [29620]	6	3	0.2%
Merced, CA [32900]	6	2	0.2%
Tallahassee, FL [45220]	5	5	0.2%
San Luis Obispo-Paso Robles, CA [42020]	5	5	0.2%
Albany-Schenectady-Troy, NY [10580]	5	5	0.2%
Kingston, NY [28740]	5	3	0.2%
Tulsa, OK [46140]	5	3	0.2%
York-Hanover, PA [49620]	5	3	0.2%
Jacksonville, FL [27260]	4	6	0.1%
Omaha-Council Bluffs, NE-IA [36540]	4	5	0.1%
Shreveport-Bossier City, LA [43340]	4	4	0.1%
Racine, WI [39540]	4	4	0.1%
Salem, OR [41420]	4	3	0.1%
Burlington, NC [15500]	4	3	0.1%
Hagerstown-Martinsburg, MD-WV [25180]	4	3	0.1%
Barnstable Town, MA [12700]	4	3	0.1%
Lafayette, LA [29180]	4	3	0.1%
Fort Wayne, IN [23060]	4	3	0.1%
Myrtle Beach-Conway-North Myrtle Beach, SC [34820]	4	2	0.1%
Cedar Rapids, IA [16300]	4	2	0.1%
Augusta-Richmond County, GA-SC [12260]	4	1	0.1%
Huntsville, AL [26620]	3	5	0.1%
Chattanooga, TN-GA [16860]	3	4	0.1%
Salinas, CA [41500]	3	4	0.1%
Macon, GA [31420]	3	4	0.1%
Gainesville, GA [23580]	3	4	0.1%
South Bend-Mishawaka, IN-MI [43780]	3	3	0.1%
Greenville-Mauldin-Easley, SC [24860]	3	2	0.1%

Evansville, IN-KY [21780]	3	2	0.1%
Champaign-Urbana, IL [16580]	3	2	0.1%
Longview, TX [30980]	3	2	0.1%
Tyler, TX [46340]	3	2	0.1%
Boise City-Nampa, ID [14260]	2	6	0.1%
Pensacola-Ferry Pass-Brent, FL [37860]	2	5	0.1%
Springfield, MO [44180]	2	3	0.1%
Columbia, MO [17860]	2	3	0.1%
Bend, OR [13460]	2	3	0.1%
Reno-Sparks, NV [39900]	2	3	0.1%
Columbia, SC [17900]	2	3	0.1%
Elkhart-Goshen, IN [21140]	2	2	0.1%
Wilmington, NC [48900]	2	2	0.1%
Roanoke, VA [40220]	2	2	0.1%
Harrisburg-Carlisle, PA [25420]	2	2	0.1%
Jackson, MI [27100]	2	2	0.1%
Mobile, AL [33660]	2	2	0.1%
Blacksburg-Christiansburg-Radford, VA [13980]	2	2	0.1%
Anchorage, AK [11260]	2	1	0.1%
Iowa City, IA [26980]	2	1	0.1%
Joplin, MO [27900]	2	1	0.1%
Olympia, WA [36500]	2	1	0.1%
Spartanburg, SC [43900]	2	1	0.1%
Killeen-Temple-Fort Hood, TX [28660]	2	1	0.1%
Burlington-South Burlington, VT [15540]	2	1	0.1%
Ocala, FL [36100]	2	1	0.1%

> TOBACCO [131] - {419} : (79)

Metro Region	Patents	Inventors	% Of Class
Richmond, VA [40060]	169	205	40.3%
Winston-Salem, NC [49180]	76	107	18.1%
Greensboro-High Point, NC [24660]	36	27	8.6%
New Orleans-Metairie-Kenner, LA [35380]	21	1	5%
Washington-Arlington-Alexandria, DC-VA-MD-WV [47900]	18	12	4.3%
Nashville-Davidson--Murfreesboro--Franklin, TN [34980]	12	18	2.9%
Atlanta-Sandy Springs-Marietta, GA [12060]	10	9	2.4%
Chicago-Naperville-Joliet, IL-IN-WI [16980]	10	8	2.4%
Phoenix-Mesa-Scottsdale, AZ [38060]	10	6	2.4%
New York-Northern New Jersey-Long Island, NY-NJ-PA [35620]	9	8	2.1%
Philadelphia-Camden-Wilmington, PA-NJ-DE-MD [37980]	9	6	2.1%
Miami-Fort Lauderdale-Pompano Beach, FL [33100]	7	8	1.7%
Macon, GA [31420]	7	7	1.7%
San Francisco-Oakland-Fremont, CA [41860]	7	6	1.7%
Durham, NC [20500]	6	4	1.4%
Jacksonville, FL [27260]	5	7	1.2%
Dallas-Fort Worth-Arlington, TX [19100]	5	5	1.2%
Seattle-Tacoma-Bellevue, WA [42660]	5	4	1.2%
Bridgeport-Stamford-Norwalk, CT [14860]	5	4	1.2%
Burlington, NC [15500]	5	3	1.2%
Blacksburg-Christiansburg-Radford, VA [13980]	4	4	1%
Virginia Beach-Norfolk-Newport News, VA-NC [47260]	4	3	1%
Denver-Aurora, CO [19740]	3	5	0.7%
Riverside-San Bernardino-Ontario, CA [40140]	3	4	0.7%
Clarksville, TN-KY [17300]	3	3	0.7%
Charlotte-Gastonia-Concord, NC-SC [16740]	3	3	0.7%
Sacramento--Arden-Arcade--Roseville, CA [40900]	3	2	0.7%
Tampa-St. Petersburg-Clearwater, FL [45300]	3	2	0.7%
Milwaukee-Waukesha-West Allis, WI [33340]	3	1	0.7%
Boulder, CO [14500]	2	6	0.5%
Boston-Cambridge-Quincy, MA-NH [14460]	2	5	0.5%
Memphis, TN-MS-AR [32820]	2	3	0.5%

Greeley, CO [24540]	2	3	0.5%
Detroit-Warren-Livonia, MI [19820]	2	3	0.5%
San Diego-Carlsbad-San Marcos, CA [41740]	2	2	0.5%
Oshkosh-Neenah, WI [36780]	2	2	0.5%
New Haven-Milford, CT [35300]	2	2	0.5%
Knoxville, TN [28940]	2	2	0.5%
Fort Collins-Loveland, CO [22660]	2	2	0.5%
Portland-Vancouver-Beaverton, OR-WA [38900]	2	2	0.5%
Minneapolis-St. Paul-Bloomington, MN-WI [33460]	2	2	0.5%
Tucson, AZ [46060]	2	2	0.5%
Appleton, WI [11540]	2	2	0.5%
San Jose-Sunnyvale-Santa Clara, CA [41940]	2	2	0.5%
Syracuse, NY [45060]	2	2	0.5%
Columbia, SC [17900]	2	2	0.5%
Vallejo-Fairfield, CA [46700]	2	1	0.5%

> TOILET [132] - {546} : (112)

Metro Region	Patents	Inventors	% Of Class
New York-Northern New Jersey-Long Island, NY-NJ-PA [35620]	148	142	27.1%
Atlanta-Sandy Springs-Marietta, GA [12060]	36	27	6.6%
Miami-Fort Lauderdale-Pompano Beach, FL [33100]	26	23	4.8%
San Francisco-Oakland-Fremont, CA [41860]	25	35	4.6%
Philadelphia-Camden-Wilmington, PA-NJ-DE-MD [37980]	21	21	3.8%
Chicago-Naperville-Joliet, IL-IN-WI [16980]	20	20	3.7%
Cincinnati-Middletown, OH-KY-IN [17140]	15	21	2.7%
Baltimore-Towson, MD [12580]	14	14	2.6%
San Jose-Sunnyvale-Santa Clara, CA [41940]	14	9	2.6%
Boston-Cambridge-Quincy, MA-NH [14460]	13	16	2.4%
Houston-Sugar Land-Baytown, TX [26420]	13	12	2.4%
Bridgeport-Stamford-Norwalk, CT [14860]	12	10	2.2%
San Diego-Carlsbad-San Marcos, CA [41740]	11	10	2%
Dallas-Fort Worth-Arlington, TX [19100]	11	10	2%
Phoenix-Mesa-Scottsdale, AZ [38060]	10	12	1.8%
Detroit-Warren-Livonia, MI [19820]	10	10	1.8%
Denver-Aurora, CO [19740]	9	11	1.6%
Washington-Arlington-Alexandria, DC-VA-MD-WV [47900]	9	11	1.6%
Riverside-San Bernardino-Ontario, CA [40140]	8	9	1.5%
Providence-New Bedford-Fall River, RI-MA [39300]	7	7	1.3%
Tampa-St. Petersburg-Clearwater, FL [45300]	7	7	1.3%
Seattle-Tacoma-Bellevue, WA [42660]	6	7	1.1%
Trenton-Ewing, NJ [45940]	6	6	1.1%
Orlando-Kissimmee, FL [36740]	6	6	1.1%
Cleveland-Elyria-Mentor, OH [17460]	5	6	0.9%
Oxnard-Thousand Oaks-Ventura, CA [37100]	5	3	0.9%
Grand Rapids-Wyoming, MI [24340]	5	3	0.9%
Kansas City, MO-KS [28140]	5	1	0.9%
New Haven-Milford, CT [35300]	4	5	0.7%
Sacramento--Arden-Arcade--Roseville, CA [40900]	4	5	0.7%
Provo-Orem, UT [39340]	4	4	0.7%
Minneapolis-St. Paul-Bloomington, MN-WI [33460]	4	4	0.7%
Madison, WI [31540]	4	4	0.7%
Palm Bay-Melbourne-Titusville, FL [37340]	4	4	0.7%
Pittsburgh, PA [38300]	4	3	0.7%
Canton-Massillon, OH [15940]	4	3	0.7%
Worcester, MA [49340]	3	5	0.5%
Rochester, NY [40380]	3	4	0.5%
Dayton, OH [19380]	3	4	0.5%
Louisville/Jefferson County, KY-IN [31140]	3	3	0.5%
Bakersfield, CA [12540]	3	3	0.5%
Portland-Vancouver-Beaverton, OR-WA [38900]	3	3	0.5%
Allentown-Bethlehem-Easton, PA-NJ [10900]	3	3	0.5%

York-Hanover, PA [49620]	3	3	0.5%
Hartford-West Hartford-East Hartford, CT [25540]	3	3	0.5%
Lansing-East Lansing, MI [29620]	3	1	0.5%
Kalamazoo-Portage, MI [28020]	3	1	0.5%
Milwaukee-Waukesha-West Allis, WI [33340]	2	4	0.4%
Buffalo-Niagara Falls, NY [15380]	2	4	0.4%
Akron, OH [10420]	2	3	0.4%
Tucson, AZ [46060]	2	3	0.4%
Little Rock-North Little Rock-Conway, AR [30780]	2	3	0.4%
Salt Lake City, UT [41620]	2	2	0.4%
Iowa City, IA [26980]	2	2	0.4%
Salinas, CA [41500]	2	2	0.4%
Las Vegas-Paradise, NV [29820]	2	2	0.4%
Springfield, MA [44140]	2	2	0.4%
Austin-Round Rock, TX [12420]	2	2	0.4%
Savannah, GA [42340]	2	2	0.4%
Oklahoma City, OK [36420]	2	2	0.4%
Greensboro-High Point, NC [24660]	2	2	0.4%
Colorado Springs, CO [17820]	2	2	0.4%
Gainesville, GA [23580]	2	2	0.4%
Port St. Lucie, FL [38940]	2	2	0.4%
Birmingham-Hoover, AL [13820]	2	2	0.4%
Winston-Salem, NC [49180]	2	2	0.4%
Youngstown-Warren-Boardman, OH-PA [49660]	2	2	0.4%
Salem, OR [41420]	2	1	0.4%
Kingston, NY [28740]	2	1	0.4%
Toledo, OH [45780]	2	1	0.4%
Blacksburg-Christiansburg-Radford, VA [13980]	2	1	0.4%
Chico, CA [17020]	2	1	0.4%
Reno-Sparks, NV [39900]	2	1	0.4%
Las Cruces, NM [29740]	2	1	0.4%
El Paso, TX [21340]	2	1	0.4%

> CLEANING AND LIQUID CONTACT WITH SOLIDS [134] - {1690} : (188)

Metro Region	Patents	Inventors	% Of Class
San Jose-Sunnyvale-Santa Clara, CA [41940]	289	363	17.1%
San Francisco-Oakland-Fremont, CA [41860]	277	245	16.4%
Niles-Benton Harbor, MI [35660]	94	70	5.6%
Minneapolis-St. Paul-Bloomington, MN-WI [33460]	83	99	4.9%
New York-Northern New Jersey-Long Island, NY-NJ-PA [35620]	79	93	4.7%
Chicago-Naperville-Joliet, IL-IN-WI [16980]	63	83	3.7%
Detroit-Warren-Livonia, MI [19820]	59	87	3.5%
Houston-Sugar Land-Baytown, TX [26420]	58	78	3.4%
Kalamazoo-Portage, MI [28020]	58	29	3.4%
Philadelphia-Camden-Wilmington, PA-NJ-DE-MD [37980]	53	62	3.1%
Santa Cruz-Watsonville, CA [42100]	51	30	3%
Cincinnati-Middletown, OH-KY-IN [17140]	48	89	2.8%
Boise City-Nampa, ID [14260]	38	50	2.2%
Dallas-Fort Worth-Arlington, TX [19100]	37	40	2.2%
Portland-Vancouver-Beaverton, OR-WA [38900]	37	38	2.2%
Boston-Cambridge-Quincy, MA-NH [14460]	36	49	2.1%
Denver-Aurora, CO [19740]	36	44	2.1%
Miami-Fort Lauderdale-Pompano Beach, FL [33100]	35	29	2.1%
Louisville/Jefferson County, KY-IN [31140]	34	54	2%
San Diego-Carlsbad-San Marcos, CA [41740]	34	32	2%
Albany-Schenectady-Troy, NY [10580]	33	22	2%
Washington-Arlington-Alexandria, DC-VA-MD-WV [47900]	27	32	1.6%
Phoenix-Mesa-Scottsdale, AZ [38060]	26	34	1.5%
Allentown-Bethlehem-Easton, PA-NJ [10900]	25	46	1.5%
Bridgeport-Stamford-Norwalk, CT [14860]	25	27	1.5%
Palm Bay-Melbourne-Titusville, FL [37340]	25	13	1.5%



Atlanta-Sandy Springs-Marietta, GA [12060]	24	23	1.4%
Austin-Round Rock, TX [12420]	23	32	1.4%
St. Louis, MO-IL [41180]	22	22	1.3%
Ann Arbor, MI [11460]	22	16	1.3%
Orlando-Kissimmee, FL [36740]	22	13	1.3%
Seattle-Tacoma-Bellevue, WA [42660]	21	29	1.2%
Cleveland-Elyria-Mentor, OH [17460]	21	24	1.2%
South Bend-Mishawaka, IN-MI [43780]	21	12	1.2%
Greenville, NC [24780]	18	12	1.1%
Pittsburgh, PA [38300]	17	27	1%
Boulder, CO [14500]	17	22	1%
Akron, OH [10420]	16	17	0.9%
Modesto, CA [33700]	16	16	0.9%
San Luis Obispo-Paso Robles, CA [42020]	16	3	0.9%
Dayton, OH [19380]	15	19	0.9%
Milwaukee-Waukesha-West Allis, WI [33340]	15	16	0.9%
Salt Lake City, UT [41620]	14	15	0.8%
Durham, NC [20500]	13	18	0.8%
Tampa-St. Petersburg-Clearwater, FL [45300]	13	13	0.8%
Baltimore-Towson, MD [12580]	13	12	0.8%
Rochester, NY [40380]	12	35	0.7%
Charlotte-Gastonia-Concord, NC-SC [16740]	12	18	0.7%
Racine, WI [39540]	12	14	0.7%
Greeley, CO [24540]	12	14	0.7%
Grand Rapids-Wyoming, MI [24340]	12	13	0.7%
Sacramento--Arden-Arcade--Roseville, CA [40900]	12	8	0.7%
Raleigh-Cary, NC [39580]	11	16	0.7%
Reading, PA [39740]	11	11	0.7%
Hartford-West Hartford-East Hartford, CT [25540]	11	10	0.7%
Fort Collins-Loveland, CO [22660]	10	12	0.6%
Trenton-Ewing, NJ [45940]	10	5	0.6%
Indianapolis-Carmel, IN [26900]	9	17	0.5%
Flint, MI [22420]	9	10	0.5%
Kansas City, MO-KS [28140]	9	10	0.5%
Lafayette, LA [29180]	9	9	0.5%
Oxnard-Thousand Oaks-Ventura, CA [37100]	8	8	0.5%
Manchester-Nashua, NH [31700]	8	7	0.5%
Provo-Orem, UT [39340]	8	3	0.5%
Appleton, WI [11540]	7	18	0.4%
Columbus, OH [18140]	7	9	0.4%
Madison, WI [31540]	7	8	0.4%
Greensboro-High Point, NC [24660]	7	8	0.4%
Eau Claire, WI [20740]	7	6	0.4%
Colorado Springs, CO [17820]	7	6	0.4%
Canton-Massillon, OH [15940]	7	5	0.4%
Bremerton-Silverdale, WA [14740]	7	3	0.4%
Burlington-South Burlington, VT [15540]	6	19	0.4%
Riverside-San Bernardino-Ontario, CA [40140]	6	8	0.4%
Greenville-Mauldin-Easley, SC [24860]	6	7	0.4%
New Haven-Milford, CT [35300]	6	7	0.4%
Columbia, SC [17900]	6	6	0.4%
Knoxville, TN [28940]	6	4	0.4%
Ogden-Clearfield, UT [36260]	6	4	0.4%
New Orleans-Metairie-Kenner, LA [35380]	5	10	0.3%
Las Vegas-Paradise, NV [29820]	5	5	0.3%
Salinas, CA [41500]	5	4	0.3%
Lakeland, FL [29460]	5	4	0.3%
Portland-South Portland-Biddeford, ME [38860]	5	4	0.3%
Springfield, MO [44180]	5	4	0.3%
Elkhart-Goshen, IN [21140]	5	4	0.3%
Topeka, KS [45820]	5	3	0.3%
Cape Coral-Fort Myers, FL [15980]	5	3	0.3%
Gainesville, GA [23580]	5	2	0.3%
Memphis, TN-MS-AR [32820]	5	2	0.3%
Green Bay, WI [24580]	4	10	0.2%

Buffalo-Niagara Falls, NY [15380]	4	9	0.2%
State College, PA [44300]	4	9	0.2%
Richmond, VA [40060]	4	7	0.2%
Worcester, MA [49340]	4	7	0.2%
Lexington-Fayette, KY [30460]	4	7	0.2%
San Antonio, TX [41700]	4	6	0.2%
Virginia Beach-Norfolk-Newport News, VA-NC [47260]	4	5	0.2%
Albuquerque, NM [10740]	4	5	0.2%
Oshkosh-Neenah, WI [36780]	4	5	0.2%
Reno-Sparks, NV [39900]	4	5	0.2%
Peoria, IL [37900]	4	4	0.2%
Lake Charles, LA [29340]	4	4	0.2%
Wichita, KS [48620]	4	4	0.2%
Omaha-Council Bluffs, NE-IA [36540]	4	3	0.2%
Port St. Lucie, FL [38940]	4	2	0.2%
Bend, OR [13460]	4	1	0.2%
Kingsport-Bristol-Bristol, TN-VA [28700]	3	8	0.2%
Lynchburg, VA [31340]	3	7	0.2%
Johnson City, TN [27740]	3	7	0.2%
Tucson, AZ [46060]	3	6	0.2%
Evansville, IN-KY [21780]	3	4	0.2%
Oklahoma City, OK [36420]	3	4	0.2%
Duluth, MN-WI [20260]	3	4	0.2%
Bakersfield, CA [12540]	3	3	0.2%
Yuma, AZ [49740]	3	3	0.2%
Houma-Bayou Cane-Thibodaux, LA [26380]	3	3	0.2%
St. Cloud, MN [41060]	3	3	0.2%
Vallejo-Fairfield, CA [46700]	3	3	0.2%
Nashville-Davidson--Murfreesboro--Franklin, TN [34980]	3	3	0.2%
Fort Wayne, IN [23060]	3	3	0.2%
Stockton, CA [44700]	3	3	0.2%
Corpus Christi, TX [18580]	3	2	0.2%
Midland, TX [33260]	3	2	0.2%
Macon, GA [31420]	3	2	0.2%
Saginaw-Saginaw Township North, MI [40980]	3	2	0.2%
Deltona-Daytona Beach-Ormond Beach, FL [19660]	3	2	0.2%
Jacksonville, FL [27260]	2	5	0.1%
Laredo, TX [29700]	2	4	0.1%
Winston-Salem, NC [49180]	2	3	0.1%
Tulsa, OK [46140]	2	3	0.1%
Santa Rosa-Petaluma, CA [42220]	2	3	0.1%
Fresno, CA [23420]	2	3	0.1%
Bloomington, IN [14020]	2	3	0.1%
College Station-Bryan, TX [17780]	2	3	0.1%
Toledo, OH [45780]	2	3	0.1%
Blacksburg-Christiansburg-Radford, VA [13980]	2	3	0.1%
El Centro, CA [20940]	2	2	0.1%
Tallahassee, FL [45220]	2	2	0.1%
Kingston, NY [28740]	2	2	0.1%
Lake Havasu City-Kingman, AZ [29420]	2	2	0.1%
Olympia, WA [36500]	2	2	0.1%
Youngstown-Warren-Boardman, OH-PA [49660]	2	2	0.1%
Shreveport-Bossier City, LA [43340]	2	2	0.1%
Providence-New Bedford-Fall River, RI-MA [39300]	2	2	0.1%
Jackson, MI [27100]	2	2	0.1%
Baton Rouge, LA [12940]	2	2	0.1%
Chattanooga, TN-GA [16860]	2	2	0.1%
Roanoke, VA [40220]	2	2	0.1%
Panama City-Lynn Haven, FL [37460]	2	2	0.1%
Beaumont-Port Arthur, TX [13140]	2	2	0.1%
Jackson, MS [27140]	2	2	0.1%
Rockford, IL [40420]	2	1	0.1%
Huntsville, AL [26620]	2	1	0.1%
Hickory-Lenoir-Morganton, NC [25860]	2	1	0.1%
Des Moines-West Des Moines, IA [19780]	2	1	0.1%

Huntington-Ashland, WV-KY-OH [26580]	2	1	0.1%
Mobile, AL [33660]	2	1	0.1%
Davenport-Moline-Rock Island, IA-IL [19340]	2	1	0.1%
Burlington, NC [15500]	2	1	0.1%
Prescott, AZ [39140]	2	1	0.1%
Spokane, WA [44060]	2	1	0.1%
Anchorage, AK [11260]	2	1	0.1%
Kennewick-Richland-Pasco, WA [28420]	2	1	0.1%

> TENT, CANOPY, UMBRELLA, OR CANE [135] - {539} : (140)

Metro Region	Patents	Inventors	% Of Class
New York-Northern New Jersey-Long Island, NY-NJ-PA [35620]	49	48	9.1%
Riverside-San Bernardino-Ontario, CA [40140]	32	7	5.9%
Chicago-Naperville-Joliet, IL-IN-WI [16980]	22	24	4.1%
San Francisco-Oakland-Fremont, CA [41860]	22	20	4.1%
San Jose-Sunnyvale-Santa Clara, CA [41940]	20	17	3.7%
Washington-Arlington-Alexandria, DC-VA-MD-WV [47900]	15	11	2.8%
Flint, MI [22420]	15	10	2.8%
Philadelphia-Camden-Wilmington, PA-NJ-DE-MD [37980]	13	21	2.4%
Miami-Fort Lauderdale-Pompano Beach, FL [33100]	13	9	2.4%
Denver-Aurora, CO [19740]	13	8	2.4%
Boston-Cambridge-Quincy, MA-NH [14460]	12	10	2.2%
Minneapolis-St. Paul-Bloomington, MN-WI [33460]	12	10	2.2%
Oxnard-Thousand Oaks-Ventura, CA [37100]	12	7	2.2%
Dallas-Fort Worth-Arlington, TX [19100]	11	13	2%
Atlanta-Sandy Springs-Marietta, GA [12060]	11	9	2%
Phoenix-Mesa-Scottsdale, AZ [38060]	10	14	1.9%
Seattle-Tacoma-Bellevue, WA [42660]	10	11	1.9%
San Diego-Carlsbad-San Marcos, CA [41740]	10	8	1.9%
Detroit-Warren-Livonia, MI [19820]	9	11	1.7%
Houston-Sugar Land-Baytown, TX [26420]	9	9	1.7%
Raleigh-Cary, NC [39580]	9	8	1.7%
Wichita, KS [48620]	8	12	1.5%
Baltimore-Towson, MD [12580]	8	10	1.5%
Providence-New Bedford-Fall River, RI-MA [39300]	8	7	1.5%
Milwaukee-Waukesha-West Allis, WI [33340]	8	7	1.5%
Binghamton, NY [13780]	8	6	1.5%
St. Louis, MO-IL [41180]	8	4	1.5%
Tampa-St. Petersburg-Clearwater, FL [45300]	7	10	1.3%
Salt Lake City, UT [41620]	7	6	1.3%
Durham, NC [20500]	7	6	1.3%
New Haven-Milford, CT [35300]	7	4	1.3%
Indianapolis-Carmel, IN [26900]	7	3	1.3%
Hartford-West Hartford-East Hartford, CT [25540]	6	13	1.1%
Orlando-Kissimmee, FL [36740]	6	9	1.1%
Palm Bay-Melbourne-Titusville, FL [37340]	5	6	0.9%
Oklahoma City, OK [36420]	5	2	0.9%
Grand Rapids-Wyoming, MI [24340]	4	7	0.7%
Cleveland-Elyria-Mentor, OH [17460]	4	7	0.7%
Spokane, WA [44060]	4	6	0.7%
Columbus, OH [18140]	4	5	0.7%
Portland-Vancouver-Beaverton, OR-WA [38900]	4	5	0.7%
Richmond, VA [40060]	4	4	0.7%
Kansas City, MO-KS [28140]	4	4	0.7%
Charlotte-Gastonia-Concord, NC-SC [16740]	4	4	0.7%
Sacramento--Arden-Arcade--Roseville, CA [40900]	4	2	0.7%
Madison, WI [31540]	4	2	0.7%
Cincinnati-Middletown, OH-KY-IN [17140]	3	4	0.6%
Reno-Sparks, NV [39900]	3	4	0.6%
Pittsburgh, PA [38300]	3	4	0.6%
Rochester, NY [40380]	3	4	0.6%

Austin-Round Rock, TX [12420]	3	3	0.6%
Little Rock-North Little Rock-Conway, AR [30780]	3	3	0.6%
Akron, OH [10420]	3	3	0.6%
Ann Arbor, MI [11460]	3	3	0.6%
Bridgeport-Stamford-Norwalk, CT [14860]	3	2	0.6%
Virginia Beach-Norfolk-Newport News, VA-NC [47260]	3	2	0.6%
Ocala, FL [36100]	3	2	0.6%
Boulder, CO [14500]	3	2	0.6%
Jackson, MS [27140]	3	1	0.6%
Vallejo-Fairfield, CA [46700]	3	1	0.6%
San Antonio, TX [41700]	2	5	0.4%
Panama City-Lynn Haven, FL [37460]	2	5	0.4%
Omaha-Council Bluffs, NE-IA [36540]	2	4	0.4%
Memphis, TN-MS-AR [32820]	2	3	0.4%
Boise City-Nampa, ID [14260]	2	3	0.4%
Appleton, WI [11540]	2	3	0.4%
Nashville-Davidson--Murfreesboro--Franklin, TN [34980]	2	3	0.4%
Naples-Marco Island, FL [34940]	2	3	0.4%
Salem, OR [41420]	2	2	0.4%
Birmingham-Hoover, AL [13820]	2	2	0.4%
Duluth, MN-WI [20260]	2	2	0.4%
Albany-Schenectady-Troy, NY [10580]	2	2	0.4%
Canton-Massillon, OH [15940]	2	2	0.4%
Jacksonville, FL [27260]	2	2	0.4%
Cape Coral-Fort Myers, FL [15980]	2	2	0.4%
Eau Claire, WI [20740]	2	2	0.4%
Greenville-Mauldin-Easley, SC [24860]	2	2	0.4%
Bakersfield, CA [12540]	2	2	0.4%
Asheville, NC [11700]	2	2	0.4%
Dayton, OH [19380]	2	2	0.4%
Des Moines-West Des Moines, IA [19780]	2	2	0.4%
Corpus Christi, TX [18580]	2	2	0.4%
Elkhart-Goshen, IN [21140]	2	2	0.4%
Stockton, CA [44700]	2	1	0.4%
Pensacola-Ferry Pass-Brent, FL [37860]	2	1	0.4%
Deltona-Daytona Beach-Ormond Beach, FL [19660]	2	1	0.4%
Yuba City, CA [49700]	2	1	0.4%

> BATTERIES: THERMOELECTRIC AND PHOTOELECTRIC [136] - {975} : (118)

Metro Region	Patents	Inventors	% Of Class
San Jose-Sunnyvale-Santa Clara, CA [41940]	241	230	24.7%
San Francisco-Oakland-Fremont, CA [41860]	196	202	20.1%
Boston-Cambridge-Quincy, MA-NH [14460]	82	118	8.4%
New York-Northern New Jersey-Long Island, NY-NJ-PA [35620]	77	85	7.9%
Philadelphia-Camden-Wilmington, PA-NJ-DE-MD [37980]	44	39	4.5%
Detroit-Warren-Livonia, MI [19820]	32	32	3.3%
Ann Arbor, MI [11460]	32	22	3.3%
Denver-Aurora, CO [19740]	31	34	3.2%
Chicago-Naperville-Joliet, IL-IN-WI [16980]	30	53	3.1%
San Diego-Carlsbad-San Marcos, CA [41740]	30	41	3.1%
Albany-Schenectady-Troy, NY [10580]	29	34	3%
Durham, NC [20500]	27	37	2.8%
Seattle-Tacoma-Bellevue, WA [42660]	27	27	2.8%
Albuquerque, NM [10740]	26	33	2.7%
Manchester-Nashua, NH [31700]	26	10	2.7%
Raleigh-Cary, NC [39580]	25	28	2.6%
Boulder, CO [14500]	23	18	2.4%
Phoenix-Mesa-Scottsdale, AZ [38060]	21	24	2.2%
Cleveland-Elyria-Mentor, OH [17460]	21	19	2.2%
Sacramento--Arden-Arcade--Roseville, CA [40900]	21	18	2.2%
Oxnard-Thousand Oaks-Ventura, CA [37100]	21	17	2.2%

Santa Cruz-Watsonville, CA [42100]	18	10	1.8%
Washington-Arlington-Alexandria, DC-VA-MD-WV [47900]	17	23	1.7%
Austin-Round Rock, TX [12420]	14	9	1.4%
Portland-Vancouver-Beaverton, OR-WA [38900]	11	16	1.1%
Riverside-San Bernardino-Ontario, CA [40140]	11	8	1.1%
Minneapolis-St. Paul-Bloomington, MN-WI [33460]	10	17	1%
Toledo, OH [45780]	10	12	1%
Pittsburgh, PA [38300]	10	10	1%
Trenton-Ewing, NJ [45940]	10	6	1%
Beaumont-Port Arthur, TX [13140]	10	3	1%
Houston-Sugar Land-Baytown, TX [26420]	9	16	0.9%
Dallas-Fort Worth-Arlington, TX [19100]	9	8	0.9%
Salt Lake City, UT [41620]	9	7	0.9%
Tucson, AZ [46060]	7	12	0.7%
Vallejo-Fairfield, CA [46700]	7	7	0.7%
Greeley, CO [24540]	7	7	0.7%
Fort Collins-Loveland, CO [22660]	7	6	0.7%
Hartford-West Hartford-East Hartford, CT [25540]	6	12	0.6%
Madison, WI [31540]	6	9	0.6%
Virginia Beach-Norfolk-Newport News, VA-NC [47260]	6	9	0.6%
Orlando-Kissimmee, FL [36740]	6	7	0.6%
Rochester, NY [40380]	6	7	0.6%
Akron, OH [10420]	6	6	0.6%
Baltimore-Towson, MD [12580]	5	6	0.5%
St. Louis, MO-IL [41180]	5	1	0.5%
Syracuse, NY [45060]	5	1	0.5%
Atlanta-Sandy Springs-Marietta, GA [12060]	4	10	0.4%
Gainesville, FL [23540]	4	7	0.4%
Salem, OR [41420]	4	6	0.4%
Bridgeport-Stamford-Norwalk, CT [14860]	4	5	0.4%
Miami-Fort Lauderdale-Pompano Beach, FL [33100]	4	4	0.4%
Lansing-East Lansing, MI [29620]	4	4	0.4%
Worcester, MA [49340]	4	4	0.4%
Modesto, CA [33700]	4	4	0.4%
Palm Bay-Melbourne-Titusville, FL [37340]	4	4	0.4%
Yuba City, CA [49700]	4	3	0.4%
Santa Rosa-Petaluma, CA [42220]	4	3	0.4%
Burlington, NC [15500]	4	3	0.4%
Salinas, CA [41500]	4	2	0.4%
Nashville-Davidson--Murfreesboro--Franklin, TN [34980]	4	1	0.4%
Des Moines-West Des Moines, IA [19780]	4	1	0.4%
Clarksville, TN-KY [17300]	4	1	0.4%
Little Rock-North Little Rock-Conway, AR [30780]	3	6	0.3%
Las Cruces, NM [29740]	3	6	0.3%
Springfield, MA [44140]	3	5	0.3%
El Paso, TX [21340]	3	5	0.3%
Allentown-Bethlehem-Easton, PA-NJ [10900]	3	5	0.3%
Columbus, OH [18140]	3	3	0.3%
Reno-Sparks, NV [39900]	3	3	0.3%
Kennewick-Richland-Pasco, WA [28420]	3	3	0.3%
Providence-New Bedford-Fall River, RI-MA [39300]	3	2	0.3%
New Haven-Milford, CT [35300]	3	2	0.3%
Prescott, AZ [39140]	3	2	0.3%
Knoxville, TN [28940]	2	7	0.2%
Burlington-South Burlington, VT [15540]	2	5	0.2%
Reading, PA [39740]	2	5	0.2%
Peoria, IL [37900]	2	4	0.2%
Winston-Salem, NC [49180]	2	4	0.2%
Cincinnati-Middletown, OH-KY-IN [17140]	2	4	0.2%
New Orleans-Metairie-Kenner, LA [35380]	2	3	0.2%
State College, PA [44300]	2	3	0.2%
Richmond, VA [40060]	2	3	0.2%
Kingston, NY [28740]	2	3	0.2%
Indianapolis-Carmel, IN [26900]	2	3	0.2%
Colorado Springs, CO [17820]	2	2	0.2%

Boise City-Nampa, ID [14260]	2	2	0.2%
Lancaster, PA [29540]	2	2	0.2%
Flint, MI [22420]	2	2	0.2%
Tampa-St. Petersburg-Clearwater, FL [45300]	2	2	0.2%
Janesville, WI [27500]	2	2	0.2%
Huntsville, AL [26620]	2	1	0.2%
Saginaw-Saginaw Township North, MI [40980]	2	1	0.2%
Appleton, WI [11540]	2	1	0.2%
Greensboro-High Point, NC [24660]	2	1	0.2%
Pensacola-Ferry Pass-Brent, FL [37860]	2	1	0.2%
Oshkosh-Neenah, WI [36780]	2	1	0.2%

> FLUID HANDLING [137] - {2892} : (225)

Metro Region	Patents	Inventors	% Of Class
Chicago-Naperville-Joliet, IL-IN-WI [16980]	201	259	7%
Houston-Sugar Land-Baytown, TX [26420]	187	248	6.5%
Detroit-Warren-Livonia, MI [19820]	147	182	5.1%
Boston-Cambridge-Quincy, MA-NH [14460]	123	149	4.3%
San Francisco-Oakland-Fremont, CA [41860]	118	122	4.1%
Minneapolis-St. Paul-Bloomington, MN-WI [33460]	112	108	3.9%
Phoenix-Mesa-Scottsdale, AZ [38060]	108	141	3.7%
San Jose-Sunnyvale-Santa Clara, CA [41940]	103	133	3.6%
Indianapolis-Carmel, IN [26900]	102	84	3.5%
New York-Northern New Jersey-Long Island, NY-NJ-PA [35620]	96	115	3.3%
Cleveland-Elyria-Mentor, OH [17460]	82	108	2.8%
Dallas-Fort Worth-Arlington, TX [19100]	77	74	2.7%
Ann Arbor, MI [11460]	65	64	2.2%
Hartford-West Hartford-East Hartford, CT [25540]	62	71	2.1%
Philadelphia-Camden-Wilmington, PA-NJ-DE-MD [37980]	61	75	2.1%
Riverside-San Bernardino-Ontario, CA [40140]	52	44	1.8%
Atlanta-Sandy Springs-Marietta, GA [12060]	48	49	1.7%
San Diego-Carlsbad-San Marcos, CA [41740]	47	58	1.6%
Milwaukee-Waukesha-West Allis, WI [33340]	47	47	1.6%
Denver-Aurora, CO [19740]	46	34	1.6%
Seattle-Tacoma-Bellevue, WA [42660]	41	53	1.4%
Cincinnati-Middletown, OH-KY-IN [17140]	40	44	1.4%
Oxnard-Thousand Oaks-Ventura, CA [37100]	36	33	1.2%
Tulsa, OK [46140]	34	44	1.2%
Pittsburgh, PA [38300]	33	44	1.1%
Providence-New Bedford-Fall River, RI-MA [39300]	33	34	1.1%
Greeley, CO [24540]	32	33	1.1%
St. Louis, MO-IL [41180]	32	25	1.1%
Allentown-Bethlehem-Easton, PA-NJ [10900]	31	43	1.1%
Kansas City, MO-KS [28140]	30	33	1%
Buffalo-Niagara Falls, NY [15380]	28	32	1%
Akron, OH [10420]	28	31	1%
Colorado Springs, CO [17820]	28	20	1%
Boulder, CO [14500]	27	28	0.9%
Oklahoma City, OK [36420]	27	20	0.9%
Columbus, OH [18140]	26	46	0.9%
Miami-Fort Lauderdale-Pompano Beach, FL [33100]	26	28	0.9%
Fort Collins-Loveland, CO [22660]	26	26	0.9%
Washington-Arlington-Alexandria, DC-VA-MD-WV [47900]	25	33	0.9%
Worcester, MA [49340]	25	19	0.9%
Santa Cruz-Watsonville, CA [42100]	25	15	0.9%
Madison, WI [31540]	24	29	0.8%
Portland-Vancouver-Beaverton, OR-WA [38900]	23	27	0.8%
New Haven-Milford, CT [35300]	23	24	0.8%
Bridgeport-Stamford-Norwalk, CT [14860]	23	15	0.8%
Peoria, IL [37900]	22	36	0.8%
Grand Rapids-Wyoming, MI [24340]	22	25	0.8%

Flint, MI [22420]	22	23	0.8%
Austin-Round Rock, TX [12420]	22	22	0.8%
Jackson, MI [27100]	22	20	0.8%
Tampa-St. Petersburg-Clearwater, FL [45300]	21	33	0.7%
San Antonio, TX [41700]	21	27	0.7%
Racine, WI [39540]	21	22	0.7%
South Bend-Mishawaka, IN-MI [43780]	20	28	0.7%
Salt Lake City, UT [41620]	20	27	0.7%
Baltimore-Towson, MD [12580]	20	26	0.7%
Greenville-Mauldin-Easley, SC [24860]	20	25	0.7%
Virginia Beach-Norfolk-Newport News, VA-NC [47260]	20	22	0.7%
Manchester-Nashua, NH [31700]	19	21	0.7%
Charlotte-Gastonia-Concord, NC-SC [16740]	19	19	0.7%
Erie, PA [21500]	18	15	0.6%
Modesto, CA [33700]	18	14	0.6%
Kalamazoo-Portage, MI [28020]	17	20	0.6%
Palm Bay-Melbourne-Titusville, FL [37340]	17	16	0.6%
Rockford, IL [40420]	16	23	0.6%
Springfield, MA [44140]	16	15	0.6%
Rochester, NY [40380]	15	21	0.5%
Orlando-Kissimmee, FL [36740]	15	18	0.5%
Raleigh-Cary, NC [39580]	15	11	0.5%
Tucson, AZ [46060]	14	19	0.5%
Nashville-Davidson--Murfreesboro--Franklin, TN [34980]	14	18	0.5%
Sacramento--Arden-Arcade--Roseville, CA [40900]	14	14	0.5%
Winston-Salem, NC [49180]	13	18	0.4%
Cape Coral-Fort Myers, FL [15980]	13	13	0.4%
Albany-Schenectady-Troy, NY [10580]	12	15	0.4%
Omaha-Council Bluffs, NE-IA [36540]	12	12	0.4%
Janesville, WI [27500]	12	11	0.4%
Ogden-Clearfield, UT [36260]	12	10	0.4%
Vallejo-Fairfield, CA [46700]	11	12	0.4%
Durham, NC [20500]	11	11	0.4%
Greensboro-High Point, NC [24660]	10	13	0.3%
Appleton, WI [11540]	10	12	0.3%
Dayton, OH [19380]	10	11	0.3%
Toledo, OH [45780]	10	10	0.3%
Muskegon-Norton Shores, MI [34740]	10	6	0.3%
Houma-Bayou Cane-Thibodaux, LA [26380]	10	3	0.3%
Laredo, TX [29700]	9	12	0.3%
Provo-Orem, UT [39340]	9	11	0.3%
Boise City-Nampa, ID [14260]	9	11	0.3%
Midland, TX [33260]	9	6	0.3%
Chattanooga, TN-GA [16860]	8	13	0.3%
Elkhart-Goshen, IN [21140]	8	10	0.3%
Fort Wayne, IN [23060]	8	9	0.3%
Lincoln, NE [30700]	8	9	0.3%
Las Vegas-Paradise, NV [29820]	8	9	0.3%
Naples-Marco Island, FL [34940]	8	8	0.3%
Huntsville, AL [26620]	8	8	0.3%
New Orleans-Metairie-Kenner, LA [35380]	8	6	0.3%
York-Hanover, PA [49620]	8	6	0.3%
Norwich-New London, CT [35980]	8	5	0.3%
Reno-Sparks, NV [39900]	7	13	0.2%
Bakersfield, CA [12540]	7	10	0.2%
Baton Rouge, LA [12940]	7	10	0.2%
Richmond, VA [40060]	7	9	0.2%
Louisville/Jefferson County, KY-IN [31140]	7	9	0.2%
Des Moines-West Des Moines, IA [19780]	7	8	0.2%
Lafayette, LA [29180]	7	7	0.2%
Spartanburg, SC [43900]	7	7	0.2%
Eugene-Springfield, OR [21660]	7	6	0.2%
Las Cruces, NM [29740]	7	4	0.2%
Fresno, CA [23420]	7	2	0.2%
Lynchburg, VA [31340]	6	10	0.2%

Saginaw-Saginaw Township North, MI [40980]	6	9	0.2%
Santa Rosa-Petaluma, CA [42220]	6	9	0.2%
Canton-Massillon, OH [15940]	6	8	0.2%
Bend, OR [13460]	6	6	0.2%
Syracuse, NY [45060]	6	4	0.2%
Asheville, NC [11700]	6	4	0.2%
Portland-South Portland-Biddeford, ME [38860]	6	4	0.2%
El Paso, TX [21340]	6	3	0.2%
Knoxville, TN [28940]	5	14	0.2%
Davenport-Moline-Rock Island, IA-IL [19340]	5	9	0.2%
Youngstown-Warren-Boardman, OH-PA [49660]	5	9	0.2%
Gainesville, FL [23540]	5	8	0.2%
Bellingham, WA [13380]	5	7	0.2%
Columbia, SC [17900]	5	7	0.2%
Albuquerque, NM [10740]	5	7	0.2%
Memphis, TN-MS-AR [32820]	5	6	0.2%
Roanoke, VA [40220]	5	6	0.2%
Waterloo-Cedar Falls, IA [47940]	5	6	0.2%
Lansing-East Lansing, MI [29620]	5	5	0.2%
Gainesville, GA [23580]	5	5	0.2%
St. Cloud, MN [41060]	5	4	0.2%
Yuba City, CA [49700]	5	3	0.2%
San Luis Obispo-Paso Robles, CA [42020]	4	7	0.1%
Blacksburg-Christiansburg-Radford, VA [13980]	4	7	0.1%
Port St. Lucie, FL [38940]	4	6	0.1%
Green Bay, WI [24580]	4	6	0.1%
Oshkosh-Neenah, WI [36780]	4	4	0.1%
Harrisburg-Carlisle, PA [25420]	4	4	0.1%
Lancaster, PA [29540]	4	4	0.1%
Reading, PA [39740]	4	4	0.1%
Charleston-North Charleston, SC [16700]	4	4	0.1%
Redding, CA [39820]	4	3	0.1%
Athens-Clarke County, GA [12020]	4	3	0.1%
Salisbury, MD [41540]	4	3	0.1%
Niles-Benton Harbor, MI [35660]	4	3	0.1%
Fayetteville-Springdale-Rogers, AR-MO [22220]	4	2	0.1%
Sioux Falls, SD [43620]	4	2	0.1%
Springfield, MO [44180]	3	7	0.1%
Champaign-Urbana, IL [16580]	3	7	0.1%
Cedar Rapids, IA [16300]	3	4	0.1%
Trenton-Ewing, NJ [45940]	3	4	0.1%
Jackson, MS [27140]	3	4	0.1%
Iowa City, IA [26980]	3	4	0.1%
Beaumont-Port Arthur, TX [13140]	3	4	0.1%
Kingston, NY [28740]	3	4	0.1%
Wichita, KS [48620]	3	4	0.1%
Salinas, CA [41500]	3	3	0.1%
Jacksonville, FL [27260]	3	3	0.1%
Bremerton-Silverdale, WA [14740]	3	3	0.1%
Lubbock, TX [31180]	3	3	0.1%
Evansville, IN-KY [21780]	3	3	0.1%
Birmingham-Hoover, AL [13820]	3	3	0.1%
Longview, TX [30980]	3	3	0.1%
Macon, GA [31420]	3	2	0.1%
Savannah, GA [42340]	3	2	0.1%
Warner Robins, GA [47580]	3	2	0.1%
Ocala, FL [36100]	3	2	0.1%
Burlington-South Burlington, VT [15540]	2	6	0.1%
Lakeland, FL [29460]	2	6	0.1%
State College, PA [44300]	2	5	0.1%
Amarillo, TX [11100]	2	4	0.1%
Wilmington, NC [48900]	2	3	0.1%
Binghamton, NY [13780]	2	3	0.1%
Burlington, NC [15500]	2	3	0.1%
Rochester, MN [40340]	2	3	0.1%



Clarksville, TN-KY [17300]	2	2	0.1%
Montgomery, AL [33860]	2	2	0.1%
Stockton, CA [44700]	2	2	0.1%
Kennewick-Richland-Pasco, WA [28420]	2	2	0.1%
Tallahassee, FL [45220]	2	2	0.1%
Bloomington, IN [14020]	2	2	0.1%
Tuscaloosa, AL [46220]	2	2	0.1%
Salem, OR [41420]	2	2	0.1%
Fargo, ND-MN [22020]	2	2	0.1%
Sioux City, IA-NE-SD [43580]	2	2	0.1%
College Station-Bryan, TX [17780]	2	2	0.1%
Spokane, WA [44060]	2	2	0.1%
Hickory-Lenoir-Morganton, NC [25860]	2	2	0.1%
Lexington-Fayette, KY [30460]	2	2	0.1%
Topeka, KS [45820]	2	2	0.1%
Tyler, TX [46340]	2	2	0.1%
Barnstable Town, MA [12700]	2	1	0.1%
Punta Gorda, FL [39460]	2	1	0.1%

> PIPES AND TUBULAR CONDUITS [138] - {534} : (135)

Metro Region	Patents	Inventors	% Of Class
Houston-Sugar Land-Baytown, TX [26420]	65	85	12.2%
Detroit-Warren-Livonia, MI [19820]	45	44	8.4%
Boston-Cambridge-Quincy, MA-NH [14460]	28	19	5.2%
Chicago-Naperville-Joliet, IL-IN-WI [16980]	22	25	4.1%
Philadelphia-Camden-Wilmington, PA-NJ-DE-MD [37980]	22	24	4.1%
Akron, OH [10420]	19	21	3.6%
New York-Northern New Jersey-Long Island, NY-NJ-PA [35620]	19	19	3.6%
San Francisco-Oakland-Fremont, CA [41860]	18	15	3.4%
Cleveland-Elyria-Mentor, OH [17460]	16	22	3%
Minneapolis-St. Paul-Bloomington, MN-WI [33460]	16	12	3%
Dallas-Fort Worth-Arlington, TX [19100]	15	17	2.8%
Miami-Fort Lauderdale-Pompano Beach, FL [33100]	15	16	2.8%
Ann Arbor, MI [11460]	14	16	2.6%
San Diego-Carlsbad-San Marcos, CA [41740]	13	15	2.4%
Denver-Aurora, CO [19740]	12	15	2.2%
Phoenix-Mesa-Scottsdale, AZ [38060]	11	13	2.1%
Milwaukee-Waukesha-West Allis, WI [33340]	11	12	2.1%
Atlanta-Sandy Springs-Marietta, GA [12060]	9	14	1.7%
Tulsa, OK [46140]	9	12	1.7%
Riverside-San Bernardino-Ontario, CA [40140]	9	6	1.7%
Indianapolis-Carmel, IN [26900]	8	11	1.5%
Nashville-Davidson--Murfreesboro--Franklin, TN [34980]	8	10	1.5%
Salt Lake City, UT [41620]	8	7	1.5%
Columbus, OH [18140]	7	11	1.3%
Providence-New Bedford-Fall River, RI-MA [39300]	7	7	1.3%
Pittsburgh, PA [38300]	7	7	1.3%
Tampa-St. Petersburg-Clearwater, FL [45300]	7	7	1.3%
Erie, PA [21500]	7	4	1.3%
Port St. Lucie, FL [38940]	7	3	1.3%
Madison, WI [31540]	6	6	1.1%
Greenville-Mauldin-Easley, SC [24860]	6	6	1.1%
St. Louis, MO-IL [41180]	6	6	1.1%
Memphis, TN-MS-AR [32820]	6	4	1.1%
Cincinnati-Middletown, OH-KY-IN [17140]	5	11	0.9%
San Jose-Sunnyvale-Santa Clara, CA [41940]	5	10	0.9%
Durham, NC [20500]	5	8	0.9%
Allentown-Bethlehem-Easton, PA-NJ [10900]	5	6	0.9%
Virginia Beach-Norfolk-Newport News, VA-NC [47260]	5	6	0.9%
Hartford-West Hartford-East Hartford, CT [25540]	5	6	0.9%
Seattle-Tacoma-Bellevue, WA [42660]	5	5	0.9%

Jacksonville, FL [27260]	5	4	0.9%
Vallejo-Fairfield, CA [46700]	5	4	0.9%
Raleigh-Cary, NC [39580]	4	9	0.7%
Provo-Orem, UT [39340]	4	6	0.7%
Reading, PA [39740]	4	5	0.7%
Kansas City, MO-KS [28140]	4	4	0.7%
Portland-Vancouver-Beaverton, OR-WA [38900]	4	4	0.7%
Flint, MI [22420]	4	4	0.7%
Barnstable Town, MA [12700]	4	2	0.7%
Richmond, VA [40060]	3	7	0.6%
Oxnard-Thousand Oaks-Ventura, CA [37100]	3	7	0.6%
Boulder, CO [14500]	3	7	0.6%
Oklahoma City, OK [36420]	3	6	0.6%
Eugene-Springfield, OR [21660]	3	5	0.6%
Rochester, NY [40380]	3	5	0.6%
Reno-Sparks, NV [39900]	3	4	0.6%
Tallahassee, FL [45220]	3	4	0.6%
Panama City-Lynn Haven, FL [37460]	3	4	0.6%
Springfield, MA [44140]	3	4	0.6%
Lancaster, PA [29540]	3	3	0.6%
Burlington, NC [15500]	3	3	0.6%
Burlington-South Burlington, VT [15540]	3	3	0.6%
Fort Wayne, IN [23060]	3	3	0.6%
Spartanburg, SC [43900]	3	3	0.6%
Gainesville, FL [23540]	3	2	0.6%
South Bend-Mishawaka, IN-MI [43780]	3	2	0.6%
Boise City-Nampa, ID [14260]	3	2	0.6%
Salem, OR [41420]	3	2	0.6%
Santa Cruz-Watsonville, CA [42100]	3	2	0.6%
New Orleans-Metairie-Kenner, LA [35380]	3	2	0.6%
Greeley, CO [24540]	2	5	0.4%
Baltimore-Towson, MD [12580]	2	4	0.4%
Charlotte-Gastonia-Concord, NC-SC [16740]	2	4	0.4%
Cedar Rapids, IA [16300]	2	3	0.4%
Buffalo-Niagara Falls, NY [15380]	2	3	0.4%
Fort Collins-Loveland, CO [22660]	2	3	0.4%
Toledo, OH [45780]	2	3	0.4%
Chattanooga, TN-GA [16860]	2	3	0.4%
Appleton, WI [11540]	2	2	0.4%
Washington-Arlington-Alexandria, DC-VA-MD-WV [47900]	2	2	0.4%
Iowa City, IA [26980]	2	2	0.4%
Jackson, MI [27100]	2	2	0.4%
Orlando-Kissimmee, FL [36740]	2	2	0.4%
Worcester, MA [49340]	2	2	0.4%
Gainesville, GA [23580]	2	2	0.4%
Corpus Christi, TX [18580]	2	2	0.4%
Green Bay, WI [24580]	2	2	0.4%
Oshkosh-Neenah, WI [36780]	2	2	0.4%
Palm Bay-Melbourne-Titusville, FL [37340]	2	2	0.4%
Tucson, AZ [46060]	2	2	0.4%
Kennewick-Richland-Pasco, WA [28420]	2	2	0.4%
Rockford, IL [40420]	2	2	0.4%
Lincoln, NE [30700]	2	1	0.4%
Omaha-Council Bluffs, NE-IA [36540]	2	1	0.4%
Canton-Massillon, OH [15940]	2	1	0.4%
Ogden-Clearfield, UT [36260]	2	1	0.4%

> TEXTILES: WEAVING [139] - {123} : (57)

Metro Region	Patents	Inventors	% Of Class
Appleton, WI [11540]	18	16	14.6%
Oshkosh-Neenah, WI [36780]	16	12	13%

Philadelphia-Camden-Wilmington, PA-NJ-DE-MD [37980]	12	17	9.8%
Shreveport-Bossier City, LA [43340]	12	5	9.8%
Providence-New Bedford-Fall River, RI-MA [39300]	6	5	4.9%
Greenville-Mauldin-Easley, SC [24860]	5	9	4.1%
Boston-Cambridge-Quincy, MA-NH [14460]	5	7	4.1%
Columbia, SC [17900]	5	3	4.1%
New York-Northern New Jersey-Long Island, NY-NJ-PA [35620]	4	6	3.3%
Miami-Fort Lauderdale-Pompano Beach, FL [33100]	4	3	3.3%
Washington-Arlington-Alexandria, DC-VA-MD-WV [47900]	4	3	3.3%
Albany-Schenectady-Troy, NY [10580]	4	3	3.3%
Dallas-Fort Worth-Arlington, TX [19100]	3	6	2.4%
Spartanburg, SC [43900]	3	4	2.4%
Atlanta-Sandy Springs-Marietta, GA [12060]	3	4	2.4%
Gainesville, GA [23580]	3	4	2.4%
Baltimore-Towson, MD [12580]	3	3	2.4%
Springfield, MA [44140]	3	3	2.4%
Charlotte-Gastonia-Concord, NC-SC [16740]	3	3	2.4%
Portland-South Portland-Biddeford, ME [38860]	3	3	2.4%
Deltona-Daytona Beach-Ormond Beach, FL [19660]	3	2	2.4%
Cincinnati-Middletown, OH-KY-IN [17140]	3	2	2.4%
Richmond, VA [40060]	2	4	1.6%
Charleston-North Charleston, SC [16700]	2	3	1.6%
Reading, PA [39740]	2	3	1.6%
Minneapolis-St. Paul-Bloomington, MN-WI [33460]	2	2	1.6%
Hartford-West Hartford-East Hartford, CT [25540]	2	2	1.6%
Denver-Aurora, CO [19740]	2	2	1.6%
Portland-Vancouver-Beaverton, OR-WA [38900]	2	2	1.6%
Raleigh-Cary, NC [39580]	2	2	1.6%
Durham, NC [20500]	2	2	1.6%
Boulder, CO [14500]	2	1	1.6%
Tucson, AZ [46060]	2	1	1.6%
Phoenix-Mesa-Scottsdale, AZ [38060]	2	1	1.6%

> WIREWORKING [140] - {68} : (36)

Metro Region	Patents	Inventors	% Of Class
Chicago-Naperville-Joliet, IL-IN-WI [16980]	19	22	27.9%
Memphis, TN-MS-AR [32820]	6	2	8.8%
San Diego-Carlsbad-San Marcos, CA [41740]	5	9	7.4%
Milwaukee-Waukesha-West Allis, WI [33340]	3	4	4.4%
New York-Northern New Jersey-Long Island, NY-NJ-PA [35620]	3	3	4.4%
Phoenix-Mesa-Scottsdale, AZ [38060]	3	3	4.4%
Philadelphia-Camden-Wilmington, PA-NJ-DE-MD [37980]	3	1	4.4%
Reading, PA [39740]	3	1	4.4%
Hickory-Lenoir-Morganton, NC [25860]	2	7	2.9%
Las Vegas-Paradise, NV [29820]	2	4	2.9%
San Jose-Sunnyvale-Santa Clara, CA [41940]	2	3	2.9%
Naples-Marco Island, FL [34940]	2	2	2.9%
Cape Coral-Fort Myers, FL [15980]	2	2	2.9%
Dallas-Fort Worth-Arlington, TX [19100]	2	2	2.9%
Duluth, MN-WI [20260]	2	1	2.9%

> FLUENT MATERIAL HANDLING, WITH RECEIVER OR RECEIVER COACTING MEANS [141] - {1154} : (179)

Metro Region	Patents	Inventors	% Of Class
Chicago-Naperville-Joliet, IL-IN-WI [16980]	98	126	8.5%
New York-Northern New Jersey-Long Island, NY-NJ-PA [35620]	98	84	8.5%
Detroit-Warren-Livonia, MI [19820]	78	84	6.8%
Bridgeport-Stamford-Norwalk, CT [14860]	53	24	4.6%

San Francisco-Oakland-Fremont, CA [41860]	51	63	4.4%
Allentown-Bethlehem-Easton, PA-NJ [10900]	41	46	3.6%
Houston-Sugar Land-Baytown, TX [26420]	39	49	3.4%
Cincinnati-Middletown, OH-KY-IN [17140]	39	46	3.4%
Ann Arbor, MI [11460]	39	32	3.4%
Philadelphia-Camden-Wilmington, PA-NJ-DE-MD [37980]	35	32	3%
San Jose-Sunnyvale-Santa Clara, CA [41940]	34	42	2.9%
Boston-Cambridge-Quincy, MA-NH [14460]	31	35	2.7%
Minneapolis-St. Paul-Bloomington, MN-WI [33460]	27	37	2.3%
San Diego-Carlsbad-San Marcos, CA [41740]	24	28	2.1%
Cleveland-Elyria-Mentor, OH [17460]	24	24	2.1%
Phoenix-Mesa-Scottsdale, AZ [38060]	24	24	2.1%
Deltona-Daytona Beach-Ormond Beach, FL [19660]	24	20	2.1%
Columbus, OH [18140]	24	19	2.1%
Atlanta-Sandy Springs-Marietta, GA [12060]	23	29	2%
Seattle-Tacoma-Bellevue, WA [42660]	21	22	1.8%
Baltimore-Towson, MD [12580]	20	10	1.7%
Hartford-West Hartford-East Hartford, CT [25540]	18	15	1.6%
Orlando-Kissimmee, FL [36740]	17	10	1.5%
New Haven-Milford, CT [35300]	15	16	1.3%
Indianapolis-Carmel, IN [26900]	15	13	1.3%
Akron, OH [10420]	15	13	1.3%
Denver-Aurora, CO [19740]	14	18	1.2%
Tampa-St. Petersburg-Clearwater, FL [45300]	14	16	1.2%
St. Louis, MO-IL [41180]	13	14	1.1%
Dayton, OH [19380]	13	12	1.1%
Washington-Arlington-Alexandria, DC-VA-MD-WV [47900]	13	12	1.1%
Louisville/Jefferson County, KY-IN [31140]	12	21	1%
Grand Rapids-Wyoming, MI [24340]	12	15	1%
Niles-Benton Harbor, MI [35660]	12	13	1%
Oklahoma City, OK [36420]	12	10	1%
Oxnard-Thousand Oaks-Ventura, CA [37100]	12	8	1%
Riverside-San Bernardino-Ontario, CA [40140]	11	10	1%
Worcester, MA [49340]	11	6	1%
Miami-Fort Lauderdale-Pompano Beach, FL [33100]	10	14	0.9%
Portland-Vancouver-Beaverton, OR-WA [38900]	10	10	0.9%
Madison, WI [31540]	10	9	0.9%
Kalamazoo-Portage, MI [28020]	10	6	0.9%
Toledo, OH [45780]	9	13	0.8%
Rochester, NY [40380]	9	12	0.8%
Spokane, WA [44060]	9	8	0.8%
Sacramento--Arden-Arcade--Roseville, CA [40900]	9	8	0.8%
Syracuse, NY [45060]	9	6	0.8%
Springfield, MA [44140]	9	5	0.8%
Milwaukee-Waukesha-West Allis, WI [33340]	8	15	0.7%
Raleigh-Cary, NC [39580]	8	11	0.7%
Appleton, WI [11540]	8	10	0.7%
Dallas-Fort Worth-Arlington, TX [19100]	8	10	0.7%
Buffalo-Niagara Falls, NY [15380]	8	9	0.7%
Austin-Round Rock, TX [12420]	8	7	0.7%
Jackson, MI [27100]	8	7	0.7%
Greensboro-High Point, NC [24660]	8	6	0.7%
Springfield, MO [44180]	8	5	0.7%
Durham, NC [20500]	7	10	0.6%
Charlotte-Gastonia-Concord, NC-SC [16740]	7	10	0.6%
Kansas City, MO-KS [28140]	7	8	0.6%
Green Bay, WI [24580]	7	8	0.6%
Palm Bay-Melbourne-Titusville, FL [37340]	7	8	0.6%
Boulder, CO [14500]	7	7	0.6%
Santa Cruz-Watsonville, CA [42100]	7	6	0.6%
Lansing-East Lansing, MI [29620]	7	5	0.6%
Albany, GA [10500]	7	4	0.6%
Boise City-Nampa, ID [14260]	6	8	0.5%
San Luis Obispo-Paso Robles, CA [42020]	6	7	0.5%
Racine, WI [39540]	6	6	0.5%

Jacksonville, FL [27260]	6	5	0.5%
Las Vegas-Paradise, NV [29820]	6	5	0.5%
South Bend-Mishawaka, IN-MI [43780]	6	3	0.5%
San Antonio, TX [41700]	5	12	0.4%
Manchester-Nashua, NH [31700]	5	9	0.4%
Providence-New Bedford-Fall River, RI-MA [39300]	5	8	0.4%
Pittsburgh, PA [38300]	5	7	0.4%
Greenville-Mauldin-Easley, SC [24860]	5	7	0.4%
Reading, PA [39740]	5	5	0.4%
Richmond, VA [40060]	4	12	0.3%
Laredo, TX [29700]	4	9	0.3%
Salt Lake City, UT [41620]	4	8	0.3%
Fort Wayne, IN [23060]	4	7	0.3%
Santa Rosa-Petaluma, CA [42220]	4	6	0.3%
Portland-South Portland-Biddeford, ME [38860]	4	6	0.3%
Greeley, CO [24540]	4	5	0.3%
Provo-Orem, UT [39340]	4	5	0.3%
Evansville, IN-KY [21780]	4	5	0.3%
Lancaster, PA [29540]	4	3	0.3%
Modesto, CA [33700]	4	3	0.3%
Birmingham-Hoover, AL [13820]	4	3	0.3%
Sioux Falls, SD [43620]	4	3	0.3%
Rockford, IL [40420]	4	2	0.3%
Elkhart-Goshen, IN [21140]	4	1	0.3%
Albany-Schenectady-Troy, NY [10580]	3	6	0.3%
Iowa City, IA [26980]	3	5	0.3%
Cape Coral-Fort Myers, FL [15980]	3	5	0.3%
Albuquerque, NM [10740]	3	5	0.3%
Cedar Rapids, IA [16300]	3	5	0.3%
Knoxville, TN [28940]	3	4	0.3%
Memphis, TN-MS-AR [32820]	3	4	0.3%
Lafayette, LA [29180]	3	4	0.3%
Nashville-Davidson--Murfreesboro--Franklin, TN [34980]	3	4	0.3%
Flint, MI [22420]	3	3	0.3%
Baton Rouge, LA [12940]	3	3	0.3%
Spartanburg, SC [43900]	3	2	0.3%
Janesville, WI [27500]	3	2	0.3%
Bloomington, IN [14020]	3	2	0.3%
Canton-Massillon, OH [15940]	3	2	0.3%
Scranton--Wilkes-Barre, PA [42540]	3	2	0.3%
Lake Charles, LA [29340]	3	1	0.3%
York-Hanover, PA [49620]	3	1	0.3%
Little Rock-North Little Rock-Conway, AR [30780]	2	4	0.2%
Des Moines-West Des Moines, IA [19780]	2	4	0.2%
Saginaw-Saginaw Township North, MI [40980]	2	3	0.2%
Kennewick-Richland-Pasco, WA [28420]	2	3	0.2%
Lakeland, FL [29460]	2	3	0.2%
Winston-Salem, NC [49180]	2	3	0.2%
Charleston-North Charleston, SC [16700]	2	3	0.2%
New Orleans-Metairie-Kenner, LA [35380]	2	3	0.2%
Mobile, AL [33660]	2	3	0.2%
Port St. Lucie, FL [38940]	2	2	0.2%
Barnstable Town, MA [12700]	2	2	0.2%
Chico, CA [17020]	2	2	0.2%
Eau Claire, WI [20740]	2	2	0.2%
Youngstown-Warren-Boardman, OH-PA [49660]	2	2	0.2%
Bremerton-Silverdale, WA [14740]	2	2	0.2%
Stockton, CA [44700]	2	2	0.2%
Omaha-Council Bluffs, NE-IA [36540]	2	2	0.2%
Beaumont-Port Arthur, TX [13140]	2	2	0.2%
Lexington-Fayette, KY [30460]	2	2	0.2%
Vallejo-Fairfield, CA [46700]	2	2	0.2%
Harrisburg-Carlisle, PA [25420]	2	1	0.2%

&gt; WOODWORKING [144] - {281} : (107)

Metro Region	Patents	Inventors	% Of Class
Chicago-Naperville-Joliet, IL-IN-WI [16980]	27	36	9.6%
Portland-Vancouver-Beaverton, OR-WA [38900]	20	12	7.1%
Baltimore-Towson, MD [12580]	16	9	5.7%
Milwaukee-Waukesha-West Allis, WI [33340]	14	8	5%
Seattle-Tacoma-Bellevue, WA [42660]	11	20	3.9%
San Francisco-Oakland-Fremont, CA [41860]	11	9	3.9%
Cleveland-Elyria-Mentor, OH [17460]	10	10	3.6%
New York-Northern New Jersey-Long Island, NY-NJ-PA [35620]	10	9	3.6%
San Jose-Sunnyvale-Santa Clara, CA [41940]	8	4	2.8%
Detroit-Warren-Livonia, MI [19820]	7	8	2.5%
Minneapolis-St. Paul-Bloomington, MN-WI [33460]	7	7	2.5%
Greensboro-High Point, NC [24660]	7	6	2.5%
Riverside-San Bernardino-Ontario, CA [40140]	7	4	2.5%
Akron, OH [10420]	6	4	2.1%
Canton-Massillon, OH [15940]	6	3	2.1%
Cape Coral-Fort Myers, FL [15980]	6	2	2.1%
York-Hanover, PA [49620]	5	3	1.8%
Atlanta-Sandy Springs-Marietta, GA [12060]	5	3	1.8%
Syracuse, NY [45060]	5	3	1.8%
Youngstown-Warren-Boardman, OH-PA [49660]	5	2	1.8%
Modesto, CA [33700]	5	1	1.8%
Cincinnati-Middletown, OH-KY-IN [17140]	4	5	1.4%
Pittsburgh, PA [38300]	4	4	1.4%
Providence-New Bedford-Fall River, RI-MA [39300]	4	4	1.4%
Winston-Salem, NC [49180]	4	4	1.4%
Montgomery, AL [33860]	4	4	1.4%
Tampa-St. Petersburg-Clearwater, FL [45300]	4	4	1.4%
Charlotte-Gastonia-Concord, NC-SC [16740]	4	3	1.4%
Kingsport-Bristol-Bristol, TN-VA [28700]	4	1	1.4%
Rockford, IL [40420]	4	1	1.4%
Phoenix-Mesa-Scottsdale, AZ [38060]	3	7	1.1%
Indianapolis-Carmel, IN [26900]	3	4	1.1%
Philadelphia-Camden-Wilmington, PA-NJ-DE-MD [37980]	3	3	1.1%
Bellingham, WA [13380]	3	3	1.1%
St. Louis, MO-IL [41180]	3	3	1.1%
Columbus, OH [18140]	3	3	1.1%
Greenville-Mauldin-Easley, SC [24860]	3	3	1.1%
Houston-Sugar Land-Baytown, TX [26420]	3	3	1.1%
Lakeland, FL [29460]	3	2	1.1%
Orlando-Kissimmee, FL [36740]	3	2	1.1%
Hickory-Lenoir-Morganton, NC [25860]	3	2	1.1%
Eugene-Springfield, OR [21660]	2	3	0.7%
Redding, CA [39820]	2	3	0.7%
Santa Rosa-Petaluma, CA [42220]	2	3	0.7%
New Haven-Milford, CT [35300]	2	3	0.7%
Bridgeport-Stamford-Norwalk, CT [14860]	2	3	0.7%
Spartanburg, SC [43900]	2	2	0.7%
Kansas City, MO-KS [28140]	2	2	0.7%
Kalamazoo-Portage, MI [28020]	2	2	0.7%
Boston-Cambridge-Quincy, MA-NH [14460]	2	2	0.7%
Olympia, WA [36500]	2	2	0.7%
San Diego-Carlsbad-San Marcos, CA [41740]	2	2	0.7%
Miami-Fort Lauderdale-Pompano Beach, FL [33100]	2	2	0.7%
Louisville/Jefferson County, KY-IN [31140]	2	2	0.7%
Omaha-Council Bluffs, NE-IA [36540]	2	2	0.7%
Worcester, MA [49340]	2	2	0.7%
Birmingham-Hoover, AL [13820]	2	2	0.7%
Lancaster, PA [29540]	2	2	0.7%
Washington-Arlington-Alexandria, DC-VA-MD-WV [47900]	2	2	0.7%
Rochester, MN [40340]	2	2	0.7%

Hartford-West Hartford-East Hartford, CT [25540]	2	1	0.7%
Appleton, WI [11540]	2	1	0.7%
Green Bay, WI [24580]	2	1	0.7%
Columbia, SC [17900]	2	1	0.7%

> METAL TREATMENT [148] - {720} : (134)

Metro Region	Patents	Inventors	% Of Class
Detroit-Warren-Livonia, MI [19820]	59	78	8.2%
New York-Northern New Jersey-Long Island, NY-NJ-PA [35620]	51	69	7.1%
Pittsburgh, PA [38300]	47	56	6.5%
Cincinnati-Middletown, OH-KY-IN [17140]	39	75	5.4%
Hartford-West Hartford-East Hartford, CT [25540]	36	32	5%
Boston-Cambridge-Quincy, MA-NH [14460]	32	40	4.4%
Chicago-Naperville-Joliet, IL-IN-WI [16980]	32	35	4.4%
San Francisco-Oakland-Fremont, CA [41860]	32	33	4.4%
Philadelphia-Camden-Wilmington, PA-NJ-DE-MD [37980]	25	27	3.5%
Greenville-Mauldin-Easley, SC [24860]	24	33	3.3%
Allentown-Bethlehem-Easton, PA-NJ [10900]	24	20	3.3%
Indianapolis-Carmel, IN [26900]	23	22	3.2%
Cleveland-Elyria-Mentor, OH [17460]	22	31	3.1%
Albany-Schenectady-Troy, NY [10580]	22	25	3.1%
San Jose-Sunnyvale-Santa Clara, CA [41940]	21	34	2.9%
Charlotte-Gastonia-Concord, NC-SC [16740]	20	24	2.8%
Houston-Sugar Land-Baytown, TX [26420]	19	23	2.6%
Miami-Fort Lauderdale-Pompano Beach, FL [33100]	18	5	2.5%
Port St. Lucie, FL [38940]	17	5	2.4%
Phoenix-Mesa-Scottsdale, AZ [38060]	16	14	2.2%
Dayton, OH [19380]	16	14	2.2%
Washington-Arlington-Alexandria, DC-VA-MD-WV [47900]	15	18	2.1%
San Diego-Carlsbad-San Marcos, CA [41740]	15	14	2.1%
Reading, PA [39740]	15	10	2.1%
Knoxville, TN [28940]	14	27	1.9%
Ann Arbor, MI [11460]	13	21	1.8%
Atlanta-Sandy Springs-Marietta, GA [12060]	11	17	1.5%
Portland-Vancouver-Beaverton, OR-WA [38900]	11	10	1.5%
Milwaukee-Waukesha-West Allis, WI [33340]	11	9	1.5%
Seattle-Tacoma-Bellevue, WA [42660]	10	18	1.4%
New Haven-Milford, CT [35300]	10	14	1.4%
Columbus, OH [18140]	9	11	1.3%
Akron, OH [10420]	9	11	1.3%
Peoria, IL [37900]	8	24	1.1%
Davenport-Moline-Rock Island, IA-IL [19340]	8	12	1.1%
Spartanburg, SC [43900]	8	7	1.1%
Austin-Round Rock, TX [12420]	8	5	1.1%
Worcester, MA [49340]	7	6	1%
Spokane, WA [44060]	6	12	0.8%
Baltimore-Towson, MD [12580]	6	9	0.8%
Oxnard-Thousand Oaks-Ventura, CA [37100]	6	8	0.8%
Las Vegas-Paradise, NV [29820]	6	7	0.8%
Providence-New Bedford-Fall River, RI-MA [39300]	6	6	0.8%
Buffalo-Niagara Falls, NY [15380]	6	6	0.8%
Lansing-East Lansing, MI [29620]	6	6	0.8%
Salem, OR [41420]	6	4	0.8%
Raleigh-Cary, NC [39580]	5	9	0.7%
Durham, NC [20500]	5	7	0.7%
Charlottesville, VA [16820]	5	6	0.7%
Minneapolis-St. Paul-Bloomington, MN-WI [33460]	5	6	0.7%
Canton-Massillon, OH [15940]	5	6	0.7%
St. Louis, MO-IL [41180]	5	5	0.7%
Grand Rapids-Wyoming, MI [24340]	5	4	0.7%

Salt Lake City, UT [41620]	5	4	0.7%
Rochester, NY [40380]	4	9	0.6%
Orlando-Kissimmee, FL [36740]	4	6	0.6%
Tampa-St. Petersburg-Clearwater, FL [45300]	4	6	0.6%
Youngstown-Warren-Boardman, OH-PA [49660]	4	4	0.6%
Bloomington, IN [14020]	4	4	0.6%
Boise City-Nampa, ID [14260]	4	4	0.6%
Colorado Springs, CO [17820]	4	3	0.6%
Birmingham-Hoover, AL [13820]	4	2	0.6%
Charleston, WV [16620]	4	2	0.6%
Nashville-Davidson--Murfreeseboro--Franklin, TN [34980]	3	8	0.4%
Albuquerque, NM [10740]	3	6	0.4%
Reno-Sparks, NV [39900]	3	6	0.4%
Sacramento--Arden-Arcade--Roseville, CA [40900]	3	6	0.4%
Vallejo-Fairfield, CA [46700]	3	6	0.4%
Myrtle Beach-Conway-North Myrtle Beach, SC [34820]	3	5	0.4%
Huntington-Ashland, WV-KY-OH [26580]	3	5	0.4%
Utica-Rome, NY [46540]	3	4	0.4%
Virginia Beach-Norfolk-Newport News, VA-NC [47260]	3	4	0.4%
Palm Bay-Melbourne-Titusville, FL [37340]	3	4	0.4%
Lynchburg, VA [31340]	3	4	0.4%
Muskegon-Norton Shores, MI [34740]	3	3	0.4%
Harrisburg-Carlisle, PA [25420]	3	3	0.4%
Stockton, CA [44700]	3	2	0.4%
Syracuse, NY [45060]	3	2	0.4%
Pueblo, CO [39380]	3	2	0.4%
Kingston, NY [28740]	3	2	0.4%
Manchester-Nashua, NH [31700]	3	2	0.4%
Wichita, KS [48620]	2	7	0.3%
Bridgeport-Stamford-Norwalk, CT [14860]	2	4	0.3%
Kalamazoo-Portage, MI [28020]	2	4	0.3%
Rockford, IL [40420]	2	4	0.3%
Madison, WI [31540]	2	4	0.3%
Toledo, OH [45780]	2	4	0.3%
Richmond, VA [40060]	2	4	0.3%
Modesto, CA [33700]	2	3	0.3%
College Station-Bryan, TX [17780]	2	3	0.3%
Appleton, WI [11540]	2	3	0.3%
Memphis, TN-MS-AR [32820]	2	3	0.3%
South Bend-Mishawaka, IN-MI [43780]	2	2	0.3%
Laredo, TX [29700]	2	2	0.3%
San Antonio, TX [41700]	2	2	0.3%
Santa Rosa-Petaluma, CA [42220]	2	2	0.3%
Lincoln, NE [30700]	2	2	0.3%
Saginaw-Saginaw Township North, MI [40980]	2	2	0.3%
Dallas-Fort Worth-Arlington, TX [19100]	2	2	0.3%
Elkhart-Goshen, IN [21140]	2	2	0.3%
York-Hanover, PA [49620]	2	2	0.3%
Omaha-Council Bluffs, NE-IA [36540]	2	2	0.3%
Fort Wayne, IN [23060]	2	1	0.3%
Lancaster, PA [29540]	2	1	0.3%
Riverside-San Bernardino-Ontario, CA [40140]	2	1	0.3%

> EXPLOSIVE AND THERMIC COMPOSITIONS OR CHARGES [149] - {265} : (67)

Metro Region	Patents	Inventors	% Of Class
Washington-Arlington-Alexandria, DC-VA-MD-WV [47900]	37	47	14%
New York-Northern New Jersey-Long Island, NY-NJ-PA [35620]	33	63	12.5%
Bakersfield, CA [12540]	25	25	9.4%
Riverside-San Bernardino-Ontario, CA [40140]	22	20	8.3%
Ogden-Clearfield, UT [36260]	22	11	8.3%
Detroit-Warren-Livonia, MI [19820]	21	12	7.9%



Orlando-Kissimmee, FL [36740]	17	19	6.4%
Phoenix-Mesa-Scottsdale, AZ [38060]	16	21	6%
Palm Bay-Melbourne-Titusville, FL [37340]	16	11	6%
San Jose-Sunnyvale-Santa Clara, CA [41940]	13	15	4.9%
Allentown-Bethlehem-Easton, PA-NJ [10900]	13	9	4.9%
San Francisco-Oakland-Fremont, CA [41860]	11	16	4.2%
Bloomington, IN [14020]	11	5	4.2%
Baltimore-Towson, MD [12580]	10	13	3.8%
Modesto, CA [33700]	10	11	3.8%
Minneapolis-St. Paul-Bloomington, MN-WI [33460]	10	5	3.8%
Huntsville, AL [26620]	9	8	3.4%
Albuquerque, NM [10740]	8	8	3%
Kansas City, MO-KS [28140]	7	10	2.6%
Indianapolis-Carmel, IN [26900]	7	3	2.6%
Philadelphia-Camden-Wilmington, PA-NJ-DE-MD [37980]	6	8	2.3%
Tucson, AZ [46060]	6	7	2.3%
Denver-Aurora, CO [19740]	6	4	2.3%
Austin-Round Rock, TX [12420]	5	6	1.9%
Columbia, MO [17860]	4	15	1.5%
Virginia Beach-Norfolk-Newport News, VA-NC [47260]	4	7	1.5%
Dallas-Fort Worth-Arlington, TX [19100]	4	4	1.5%
Little Rock-North Little Rock-Conway, AR [30780]	4	3	1.5%
San Diego-Carlsbad-San Marcos, CA [41740]	4	3	1.5%
Sacramento--Arden-Arcade--Roseville, CA [40900]	4	2	1.5%
Blacksburg-Christiansburg-Radford, VA [13980]	4	2	1.5%
Stockton, CA [44700]	4	1	1.5%
Salt Lake City, UT [41620]	3	4	1.1%
Richmond, VA [40060]	3	4	1.1%
Oxnard-Thousand Oaks-Ventura, CA [37100]	3	4	1.1%
Houston-Sugar Land-Baytown, TX [26420]	3	3	1.1%
Cleveland-Elyria-Mentor, OH [17460]	3	2	1.1%
St. Louis, MO-IL [41180]	3	2	1.1%
Boston-Cambridge-Quincy, MA-NH [14460]	2	4	0.8%
Amarillo, TX [11100]	2	4	0.8%
Topeka, KS [45820]	2	3	0.8%
Reno-Sparks, NV [39900]	2	3	0.8%
Provo-Orem, UT [39340]	2	2	0.8%
Memphis, TN-MS-AR [32820]	2	2	0.8%
Trenton-Ewing, NJ [45940]	2	2	0.8%
Miami-Fort Lauderdale-Pompano Beach, FL [33100]	2	2	0.8%
Peoria, IL [37900]	2	1	0.8%

> PURSES, WALLETS, AND PROTECTIVE COVERS [150] - {119} : (60)

Metro Region	Patents	Inventors	% Of Class
New York-Northern New Jersey-Long Island, NY-NJ-PA [35620]	21	18	17.6%
Phoenix-Mesa-Scottsdale, AZ [38060]	12	9	10.1%
Atlanta-Sandy Springs-Marietta, GA [12060]	8	6	6.7%
Philadelphia-Camden-Wilmington, PA-NJ-DE-MD [37980]	5	6	4.2%
Salt Lake City, UT [41620]	4	6	3.4%
Riverside-San Bernardino-Ontario, CA [40140]	4	5	3.4%
Chicago-Naperville-Joliet, IL-IN-WI [16980]	3	4	2.5%
Washington-Arlington-Alexandria, DC-VA-MD-WV [47900]	3	3	2.5%
Charlotte-Gastonia-Concord, NC-SC [16740]	3	3	2.5%
San Diego-Carlsbad-San Marcos, CA [41740]	3	2	2.5%
Dallas-Fort Worth-Arlington, TX [19100]	3	2	2.5%
Oxnard-Thousand Oaks-Ventura, CA [37100]	3	1	2.5%
Provo-Orem, UT [39340]	2	3	1.7%
Durham, NC [20500]	2	2	1.7%
Raleigh-Cary, NC [39580]	2	2	1.7%
Miami-Fort Lauderdale-Pompano Beach, FL [33100]	2	2	1.7%
Denver-Aurora, CO [19740]	2	2	1.7%

Charleston-North Charleston, SC [16700]	2	2	1.7%
Rochester, NY [40380]	2	2	1.7%
Minneapolis-St. Paul-Bloomington, MN-WI [33460]	2	2	1.7%

> RESILIENT TIRES AND WHEELS [152] - {957} : (154)

Metro Region	Patents	Inventors	% Of Class
Akron, OH [10420]	218	207	22.8%
Cleveland-Elyria-Mentor, OH [17460]	125	108	13.1%
Canton-Massillon, OH [15940]	100	70	10.4%
Detroit-Warren-Livonia, MI [19820]	79	89	8.3%
New York-Northern New Jersey-Long Island, NY-NJ-PA [35620]	66	83	6.9%
Chicago-Naperville-Joliet, IL-IN-WI [16980]	56	72	5.9%
Greenville-Mauldin-Easley, SC [24860]	51	48	5.3%
Cincinnati-Middletown, OH-KY-IN [17140]	31	35	3.2%
Philadelphia-Camden-Wilmington, PA-NJ-DE-MD [37980]	30	31	3.1%
Boston-Cambridge-Quincy, MA-NH [14460]	20	19	2.1%
Atlanta-Sandy Springs-Marietta, GA [12060]	18	30	1.9%
San Francisco-Oakland-Fremont, CA [41860]	17	27	1.8%
Miami-Fort Lauderdale-Pompano Beach, FL [33100]	17	20	1.8%
Racine, WI [39540]	17	20	1.8%
Dallas-Fort Worth-Arlington, TX [19100]	17	18	1.8%
San Diego-Carlsbad-San Marcos, CA [41740]	17	18	1.8%
Seattle-Tacoma-Bellevue, WA [42660]	16	21	1.7%
Spartanburg, SC [43900]	14	9	1.5%
Ann Arbor, MI [11460]	13	20	1.4%
Minneapolis-St. Paul-Bloomington, MN-WI [33460]	13	19	1.4%
Worcester, MA [49340]	13	9	1.4%
Dayton, OH [19380]	13	8	1.4%
Baltimore-Towson, MD [12580]	13	6	1.4%
Kansas City, MO-KS [28140]	12	13	1.3%
Denver-Aurora, CO [19740]	12	13	1.3%
Columbus, OH [18140]	11	17	1.1%
Charlotte-Gastonia-Concord, NC-SC [16740]	11	14	1.1%
Houston-Sugar Land-Baytown, TX [26420]	10	14	1%
Milwaukee-Waukesha-West Allis, WI [33340]	10	9	1%
Sacramento--Arden-Arcade--Roseville, CA [40900]	10	9	1%
Trenton-Ewing, NJ [45940]	10	7	1%
Flint, MI [22420]	10	4	1%
Portland-Vancouver-Beaverton, OR-WA [38900]	9	13	0.9%
San Jose-Sunnyvale-Santa Clara, CA [41940]	9	12	0.9%
Buffalo-Niagara Falls, NY [15380]	9	7	0.9%
Washington-Arlington-Alexandria, DC-VA-MD-WV [47900]	8	11	0.8%
Phoenix-Mesa-Scottsdale, AZ [38060]	8	10	0.8%
Riverside-San Bernardino-Ontario, CA [40140]	8	9	0.8%
New Haven-Milford, CT [35300]	8	7	0.8%
Youngstown-Warren-Boardman, OH-PA [49660]	8	4	0.8%
Bridgeport-Stamford-Norwalk, CT [14860]	7	10	0.7%
Rochester, NY [40380]	7	7	0.7%
Pittsburgh, PA [38300]	7	7	0.7%
Oklahoma City, OK [36420]	7	6	0.7%
Allentown-Bethlehem-Easton, PA-NJ [10900]	7	5	0.7%
Bremerton-Silverdale, WA [14740]	7	5	0.7%
Reading, PA [39740]	7	5	0.7%
Durham, NC [20500]	6	6	0.6%
Raleigh-Cary, NC [39580]	6	6	0.6%
Laredo, TX [29700]	6	3	0.6%
San Antonio, TX [41700]	6	3	0.6%
Appleton, WI [11540]	5	9	0.5%
Oshkosh-Neenah, WI [36780]	5	8	0.5%
Boulder, CO [14500]	5	8	0.5%

Hartford-West Hartford-East Hartford, CT [25540]	5	7	0.5%
St. Louis, MO-IL [41180]	5	6	0.5%
Nashville-Davidson--Murfreesboro--Franklin, TN [34980]	5	6	0.5%
Hickory-Lenoir-Morganton, NC [25860]	5	5	0.5%
Las Vegas-Paradise, NV [29820]	5	5	0.5%
Tampa-St. Petersburg-Clearwater, FL [45300]	5	5	0.5%
Salt Lake City, UT [41620]	5	4	0.5%
Winston-Salem, NC [49180]	5	4	0.5%
Santa Cruz-Watsonville, CA [42100]	5	4	0.5%
Lexington-Fayette, KY [30460]	5	3	0.5%
Cape Coral-Fort Myers, FL [15980]	5	3	0.5%
Corpus Christi, TX [18580]	5	2	0.5%
Providence-New Bedford-Fall River, RI-MA [39300]	4	6	0.4%
Austin-Round Rock, TX [12420]	4	5	0.4%
Elkhart-Goshen, IN [21140]	4	4	0.4%
Greeley, CO [24540]	4	4	0.4%
Provo-Orem, UT [39340]	4	4	0.4%
South Bend-Mishawaka, IN-MI [43780]	4	4	0.4%
Boise City-Nampa, ID [14260]	4	2	0.4%
Kalamazoo-Portage, MI [28020]	3	5	0.3%
Fayetteville-Springdale-Rogers, AR-MO [22220]	3	3	0.3%
Louisville/Jefferson County, KY-IN [31140]	3	3	0.3%
Greensboro-High Point, NC [24660]	3	3	0.3%
Fort Collins-Loveland, CO [22660]	3	3	0.3%
Topeka, KS [45820]	3	3	0.3%
Champaign-Urbana, IL [16580]	3	2	0.3%
Portland-South Portland-Biddeford, ME [38860]	3	2	0.3%
Indianapolis-Carmel, IN [26900]	3	2	0.3%
Ogden-Clearfield, UT [36260]	3	2	0.3%
Oxnard-Thousand Oaks-Ventura, CA [37100]	3	2	0.3%
Salinas, CA [41500]	3	1	0.3%
Roanoke, VA [40220]	2	4	0.2%
Toledo, OH [45780]	2	4	0.2%
New Orleans-Metairie-Kenner, LA [35380]	2	3	0.2%
Fort Wayne, IN [23060]	2	3	0.2%
Virginia Beach-Norfolk-Newport News, VA-NC [47260]	2	2	0.2%
Madison, WI [31540]	2	2	0.2%
San Luis Obispo-Paso Robles, CA [42020]	2	2	0.2%
Yuba City, CA [49700]	2	2	0.2%
Iowa City, IA [26980]	2	2	0.2%
Harrisburg-Carlisle, PA [25420]	2	2	0.2%
Anchorage, AK [11260]	2	2	0.2%
Albany-Schenectady-Troy, NY [10580]	2	2	0.2%
Jackson, MI [27100]	2	2	0.2%
Charleston-North Charleston, SC [16700]	2	2	0.2%
Lansing-East Lansing, MI [29620]	2	2	0.2%
Vallejo-Fairfield, CA [46700]	2	2	0.2%
York-Hanover, PA [49620]	2	2	0.2%
Fort Smith, AR-OK [22900]	2	2	0.2%
Richmond, VA [40060]	2	2	0.2%
Deltona-Daytona Beach-Ormond Beach, FL [19660]	2	1	0.2%
Killeen-Temple-Fort Hood, TX [28660]	2	1	0.2%
Santa Rosa-Petaluma, CA [42220]	2	1	0.2%

> ADHESIVE BONDING AND MISCELLANEOUS CHEMICAL MANUFACTURE [156] - {3415} : (212)

Metro Region	Patents	Inventors	% Of Class
San Jose-Sunnyvale-Santa Clara, CA [41940]	368	541	10.8%
San Francisco-Oakland-Fremont, CA [41860]	366	391	10.7%
Seattle-Tacoma-Bellevue, WA [42660]	185	251	5.4%
Philadelphia-Camden-Wilmington, PA-NJ-DE-MD [37980]	147	223	4.3%

Boston-Cambridge-Quincy, MA-NH [14460]	147	192	4.3%
Chicago-Naperville-Joliet, IL-IN-WI [16980]	144	186	4.2%
Cincinnati-Middletown, OH-KY-IN [17140]	130	173	3.8%
Atlanta-Sandy Springs-Marietta, GA [12060]	127	169	3.7%
Detroit-Warren-Livonia, MI [19820]	127	156	3.7%
New York-Northern New Jersey-Long Island, NY-NJ-PA [35620]	123	170	3.6%
Minneapolis-St. Paul-Bloomington, MN-WI [33460]	118	139	3.5%
Akron, OH [10420]	112	118	3.3%
Appleton, WI [11540]	110	199	3.2%
Oshkosh-Neenah, WI [36780]	100	182	2.9%
Phoenix-Mesa-Scottsdale, AZ [38060]	90	107	2.6%
Cleveland-Elyria-Mentor, OH [17460]	90	91	2.6%
Portland-Vancouver-Beaverton, OR-WA [38900]	82	105	2.4%
Rochester, NY [40380]	73	126	2.1%
San Diego-Carlsbad-San Marcos, CA [41740]	59	76	1.7%
Hartford-West Hartford-East Hartford, CT [25540]	57	79	1.7%
Denver-Aurora, CO [19740]	53	68	1.6%
Canton-Massillon, OH [15940]	52	50	1.5%
Dallas-Fort Worth-Arlington, TX [19100]	50	66	1.5%
Milwaukee-Waukesha-West Allis, WI [33340]	45	50	1.3%
Boise City-Nampa, ID [14260]	44	52	1.3%
Raleigh-Cary, NC [39580]	44	51	1.3%
St. Louis, MO-IL [41180]	44	30	1.3%
Durham, NC [20500]	43	50	1.3%
Greenville-Mauldin-Easley, SC [24860]	42	59	1.2%
New Haven-Milford, CT [35300]	42	50	1.2%
Santa Cruz-Watsonville, CA [42100]	42	39	1.2%
Riverside-San Bernardino-Ontario, CA [40140]	39	52	1.1%
Bridgeport-Stamford-Norwalk, CT [14860]	39	40	1.1%
Tampa-St. Petersburg-Clearwater, FL [45300]	38	42	1.1%
Boulder, CO [14500]	37	47	1.1%
Pittsburgh, PA [38300]	37	43	1.1%
Houston-Sugar Land-Baytown, TX [26420]	34	59	1%
Baltimore-Towson, MD [12580]	34	39	1%
Ann Arbor, MI [11460]	33	35	1%
Toledo, OH [45780]	32	33	0.9%
Spartanburg, SC [43900]	29	41	0.8%
Austin-Round Rock, TX [12420]	29	36	0.8%
Richmond, VA [40060]	28	45	0.8%
Indianapolis-Carmel, IN [26900]	28	33	0.8%
Manchester-Nashua, NH [31700]	28	31	0.8%
Charlotte-Gastonia-Concord, NC-SC [16740]	28	24	0.8%
Greeley, CO [24540]	27	41	0.8%
Modesto, CA [33700]	27	27	0.8%
Wichita, KS [48620]	26	38	0.8%
Oxnard-Thousand Oaks-Ventura, CA [37100]	26	22	0.8%
Green Bay, WI [24580]	26	21	0.8%
Washington-Arlington-Alexandria, DC-VA-MD-WV [47900]	25	47	0.7%
Worcester, MA [49340]	23	27	0.7%
Dayton, OH [19380]	23	24	0.7%
Kansas City, MO-KS [28140]	22	40	0.6%
Columbus, OH [18140]	22	40	0.6%
Providence-New Bedford-Fall River, RI-MA [39300]	22	25	0.6%
Fort Collins-Loveland, CO [22660]	20	31	0.6%
Palm Bay-Melbourne-Titusville, FL [37340]	20	31	0.6%
Burlington-South Burlington, VT [15540]	20	31	0.6%
Salt Lake City, UT [41620]	20	25	0.6%
Albany-Schenectady-Troy, NY [10580]	19	37	0.6%
Gainesville, GA [23580]	19	10	0.6%
Miami-Fort Lauderdale-Pompano Beach, FL [33100]	18	21	0.5%
Orlando-Kissimmee, FL [36740]	17	24	0.5%
Lancaster, PA [29540]	16	23	0.5%
Allentown-Bethlehem-Easton, PA-NJ [10900]	16	20	0.5%
Springfield, MA [44140]	16	17	0.5%
Sacramento--Arden-Arcade--Roseville, CA [40900]	16	16	0.5%

Buffalo-Niagara Falls, NY [15380]	15	25	0.4%
Rockford, IL [40420]	15	14	0.4%
Madison, WI [31540]	14	31	0.4%
Provo-Orem, UT [39340]	14	18	0.4%
Ogden-Clearfield, UT [36260]	14	16	0.4%
Binghamton, NY [13780]	13	30	0.4%
South Bend-Mishawaka, IN-MI [43780]	13	17	0.4%
Albuquerque, NM [10740]	12	14	0.4%
Reading, PA [39740]	12	10	0.4%
Flint, MI [22420]	12	10	0.4%
Scranton--Wilkes-Barre, PA [42540]	11	18	0.3%
Hickory-Lenoir-Morganton, NC [25860]	11	16	0.3%
Nashville-Davidson--Murfreesboro--Franklin, TN [34980]	11	14	0.3%
Winston-Salem, NC [49180]	11	11	0.3%
Stockton, CA [44700]	11	8	0.3%
Chattanooga, TN-GA [16860]	10	14	0.3%
Racine, WI [39540]	10	12	0.3%
Lakeland, FL [29460]	10	11	0.3%
Cedar Rapids, IA [16300]	10	9	0.3%
Huntsville, AL [26620]	9	20	0.3%
Saginaw-Saginaw Township North, MI [40980]	9	16	0.3%
Las Vegas-Paradise, NV [29820]	9	12	0.3%
Elkhart-Goshen, IN [21140]	9	10	0.3%
Portland-South Portland-Biddeford, ME [38860]	9	9	0.3%
San Luis Obispo-Paso Robles, CA [42020]	9	8	0.3%
Kingston, NY [28740]	9	8	0.3%
Bend, OR [13460]	9	8	0.3%
Knoxville, TN [28940]	9	8	0.3%
Santa Rosa-Petaluma, CA [42220]	9	6	0.3%
Topeka, KS [45820]	8	10	0.2%
York-Hanover, PA [49620]	8	10	0.2%
Grand Rapids-Wyoming, MI [24340]	8	9	0.2%
Cape Coral-Fort Myers, FL [15980]	8	7	0.2%
Virginia Beach-Norfolk-Newport News, VA-NC [47260]	8	6	0.2%
Jacksonville, FL [27260]	8	5	0.2%
Vallejo-Fairfield, CA [46700]	8	4	0.2%
Kalamazoo-Portage, MI [28020]	8	4	0.2%
Lexington-Fayette, KY [30460]	7	14	0.2%
Louisville/Jefferson County, KY-IN [31140]	7	12	0.2%
Greensboro-High Point, NC [24660]	7	8	0.2%
Lansing-East Lansing, MI [29620]	7	8	0.2%
Norwich-New London, CT [35980]	7	7	0.2%
Barnstable Town, MA [12700]	7	6	0.2%
Blacksburg-Christiansburg-Radford, VA [13980]	7	6	0.2%
Iowa City, IA [26980]	7	1	0.2%
Roanoke, VA [40220]	6	16	0.2%
Tucson, AZ [46060]	6	9	0.2%
Trenton-Ewing, NJ [45940]	6	8	0.2%
Asheville, NC [11700]	6	8	0.2%
Charleston-North Charleston, SC [16700]	6	4	0.2%
Bakersfield, CA [12540]	5	9	0.1%
Florence, SC [22500]	5	9	0.1%
Fort Wayne, IN [23060]	5	6	0.1%
Deltona-Daytona Beach-Ormond Beach, FL [19660]	5	5	0.1%
Olympia, WA [36500]	5	4	0.1%
Beaumont-Port Arthur, TX [13140]	5	3	0.1%
Omaha-Council Bluffs, NE-IA [36540]	4	12	0.1%
Janesville, WI [27500]	4	9	0.1%
Fresno, CA [23420]	4	7	0.1%
Tulsa, OK [46140]	4	7	0.1%
Kingsport-Bristol-Bristol, TN-VA [28700]	4	6	0.1%
State College, PA [44300]	4	6	0.1%
Reno-Sparks, NV [39900]	4	6	0.1%
Bloomington, IN [14020]	4	4	0.1%
Prescott, AZ [39140]	4	4	0.1%

Kennewick-Richland-Pasco, WA [28420]	4	3	0.1%
Niles-Benton Harbor, MI [35660]	4	2	0.1%
Peoria, IL [37900]	3	7	0.1%
Davenport-Moline-Rock Island, IA-IL [19340]	3	6	0.1%
Tallahassee, FL [45220]	3	6	0.1%
San Antonio, TX [41700]	3	5	0.1%
Salem, OR [41420]	3	5	0.1%
Erie, PA [21500]	3	5	0.1%
Harrisburg-Carlisle, PA [25420]	3	5	0.1%
Gainesville, FL [23540]	3	5	0.1%
Wilmington, NC [48900]	3	4	0.1%
Sioux Falls, SD [43620]	3	4	0.1%
Terre Haute, IN [45460]	3	4	0.1%
Bremerton-Silverdale, WA [14740]	3	4	0.1%
Fargo, ND-MN [22020]	3	4	0.1%
Burlington, NC [15500]	3	3	0.1%
Yakima, WA [49420]	3	3	0.1%
Syracuse, NY [45060]	3	3	0.1%
Yuba City, CA [49700]	3	3	0.1%
El Paso, TX [21340]	3	3	0.1%
Salinas, CA [41500]	3	3	0.1%
Memphis, TN-MS-AR [32820]	3	3	0.1%
Colorado Springs, CO [17820]	3	3	0.1%
Dover, DE [20100]	3	3	0.1%
Las Cruces, NM [29740]	3	3	0.1%
Eau Claire, WI [20740]	3	3	0.1%
Atlantic City, NJ [12100]	3	1	0.1%
Waterloo-Cedar Falls, IA [47940]	3	1	0.1%
Oklahoma City, OK [36420]	3	1	0.1%
Evansville, IN-KY [21780]	2	10	0.1%
New Orleans-Metairie-Kenner, LA [35380]	2	7	0.1%
Champaign-Urbana, IL [16580]	2	7	0.1%
Little Rock-North Little Rock-Conway, AR [30780]	2	5	0.1%
Columbus, GA-AL [17980]	2	5	0.1%
Spokane, WA [44060]	2	5	0.1%
Eugene-Springfield, OR [21660]	2	5	0.1%
Johnson City, TN [27740]	2	4	0.1%
Springfield, IL [44100]	2	4	0.1%
Pensacola-Ferry Pass-Brent, FL [37860]	2	4	0.1%
Rochester, MN [40340]	2	4	0.1%
Myrtle Beach-Conway-North Myrtle Beach, SC [34820]	2	4	0.1%
Des Moines-West Des Moines, IA [19780]	2	3	0.1%
Macon, GA [31420]	2	3	0.1%
Medford, OR [32780]	2	2	0.1%
Visalia-Porterville, CA [47300]	2	2	0.1%
Youngstown-Warren-Boardman, OH-PA [49660]	2	2	0.1%
Bellingham, WA [13380]	2	2	0.1%
Panama City-Lynn Haven, FL [37460]	2	2	0.1%
Charlottesville, VA [16820]	2	2	0.1%
Bowling Green, KY [14540]	2	1	0.1%
Columbia, MO [17860]	2	1	0.1%

> WHEELWRIGHT MACHINES [157] - {64} : (31)

Metro Region	Patents	Inventors	% Of Class
Detroit-Warren-Livonia, MI [19820]	15	12	23.4%
Nashville-Davidson--Murfreesboro--Franklin, TN [34980]	12	4	18.8%
St. Louis, MO-IL [41180]	8	6	12.5%
Flint, MI [22420]	4	2	6.3%
San Diego-Carlsbad-San Marcos, CA [41740]	3	3	4.7%
Birmingham-Hoover, AL [13820]	3	1	4.7%
Cedar Rapids, IA [16300]	2	4	3.1%

Davenport-Moline-Rock Island, IA-IL [19340]	2	4	3.1%
Akron, OH [10420]	2	3	3.1%
Asheville, NC [11700]	2	2	3.1%
Baltimore-Towson, MD [12580]	2	2	3.1%
Cleveland-Elyria-Mentor, OH [17460]	2	2	3.1%
Allentown-Bethlehem-Easton, PA-NJ [10900]	2	1	3.1%
Philadelphia-Camden-Wilmington, PA-NJ-DE-MD [37980]	2	1	3.1%

> CONCENTRATING EVAPORATORS [159] - {39} : (30)

Metro Region	Patents	Inventors	% Of Class
Tulsa, OK [46140]	6	1	15.4%
Madison, WI [31540]	5	1	12.8%
Janesville, WI [27500]	5	1	12.8%
Houston-Sugar Land-Baytown, TX [26420]	4	7	10.3%
New York-Northern New Jersey-Long Island, NY-NJ-PA [35620]	4	3	10.3%
Boston-Cambridge-Quincy, MA-NH [14460]	2	7	5.1%
Virginia Beach-Norfolk-Newport News, VA-NC [47260]	2	4	5.1%
Albany-Schenectady-Troy, NY [10580]	2	3	5.1%
Phoenix-Mesa-Scottsdale, AZ [38060]	2	2	5.1%
Tucson, AZ [46060]	2	2	5.1%
Brownsville-Harlingen, TX [15180]	2	1	5.1%

> FLEXIBLE OR PORTABLE CLOSURE, PARTITION, OR PANEL [160] - {684} : (134)

Metro Region	Patents	Inventors	% Of Class
Denver-Aurora, CO [19740]	62	47	9.1%
Boulder, CO [14500]	38	21	5.6%
Boston-Cambridge-Quincy, MA-NH [14460]	38	17	5.6%
New York-Northern New Jersey-Long Island, NY-NJ-PA [35620]	35	30	5.1%
Chicago-Naperville-Joliet, IL-IN-WI [16980]	33	31	4.8%
Salt Lake City, UT [41620]	33	21	4.8%
Pensacola-Ferry Pass-Brent, FL [37860]	32	18	4.7%
Greeley, CO [24540]	25	17	3.7%
Ogden-Clearfield, UT [36260]	25	2	3.7%
Milwaukee-Waukesha-West Allis, WI [33340]	24	24	3.5%
Allentown-Bethlehem-Easton, PA-NJ [10900]	24	19	3.5%
Philadelphia-Camden-Wilmington, PA-NJ-DE-MD [37980]	21	13	3.1%
Minneapolis-St. Paul-Bloomington, MN-WI [33460]	20	27	2.9%
Atlanta-Sandy Springs-Marietta, GA [12060]	19	24	2.8%
Detroit-Warren-Livonia, MI [19820]	17	16	2.5%
Reading, PA [39740]	17	7	2.5%
Pittsburgh, PA [38300]	16	4	2.3%
Greensboro-High Point, NC [24660]	15	13	2.2%
Evansville, IN-KY [21780]	15	2	2.2%
Miami-Fort Lauderdale-Pompano Beach, FL [33100]	14	16	2%
Madison, WI [31540]	14	14	2%
Bridgeport-Stamford-Norwalk, CT [14860]	14	12	2%
Dallas-Fort Worth-Arlington, TX [19100]	13	15	1.9%
Cincinnati-Middletown, OH-KY-IN [17140]	13	9	1.9%
Phoenix-Mesa-Scottsdale, AZ [38060]	12	13	1.8%
Washington-Arlington-Alexandria, DC-VA-MD-WV [47900]	11	8	1.6%
Columbus, OH [18140]	9	9	1.3%
Canton-Massillon, OH [15940]	9	9	1.3%
Providence-New Bedford-Fall River, RI-MA [39300]	8	11	1.2%
Tampa-St. Petersburg-Clearwater, FL [45300]	8	8	1.2%
Riverside-San Bernardino-Ontario, CA [40140]	8	8	1.2%
Sacramento--Arden-Arcade--Roseville, CA [40900]	8	6	1.2%
Las Cruces, NM [29740]	8	6	1.2%

Akron, OH [10420]	8	5	1.2%
Cleveland-Elyria-Mentor, OH [17460]	8	5	1.2%
El Paso, TX [21340]	8	4	1.2%
Provo-Orem, UT [39340]	8	2	1.2%
Winston-Salem, NC [49180]	7	11	1%
Fort Collins-Loveland, CO [22660]	7	5	1%
Raleigh-Cary, NC [39580]	7	3	1%
Birmingham-Hoover, AL [13820]	7	2	1%
Flint, MI [22420]	7	1	1%
San Francisco-Oakland-Fremont, CA [41860]	6	10	0.9%
Houston-Sugar Land-Baytown, TX [26420]	6	10	0.9%
Boise City-Nampa, ID [14260]	6	9	0.9%
Grand Rapids-Wyoming, MI [24340]	6	8	0.9%
San Diego-Carlsbad-San Marcos, CA [41740]	6	7	0.9%
Green Bay, WI [24580]	6	4	0.9%
Gainesville, GA [23580]	6	3	0.9%
San Jose-Sunnyvale-Santa Clara, CA [41940]	5	10	0.7%
Albany-Schenectady-Troy, NY [10580]	5	4	0.7%
New Haven-Milford, CT [35300]	5	3	0.7%
Stockton, CA [44700]	5	3	0.7%
Elkhart-Goshen, IN [21140]	4	9	0.6%
Virginia Beach-Norfolk-Newport News, VA-NC [47260]	4	6	0.6%
Indianapolis-Carmel, IN [26900]	4	6	0.6%
Cape Coral-Fort Myers, FL [15980]	4	5	0.6%
Portland-Vancouver-Beaverton, OR-WA [38900]	4	5	0.6%
Charlotte-Gastonia-Concord, NC-SC [16740]	4	4	0.6%
Racine, WI [39540]	4	3	0.6%
Seattle-Tacoma-Bellevue, WA [42660]	4	3	0.6%
Kansas City, MO-KS [28140]	4	3	0.6%
Modesto, CA [33700]	4	2	0.6%
Baltimore-Towson, MD [12580]	3	7	0.4%
Oxnard-Thousand Oaks-Ventura, CA [37100]	3	5	0.4%
Scranton--Wilkes-Barre, PA [42540]	3	4	0.4%
Lancaster, PA [29540]	3	4	0.4%
Youngstown-Warren-Boardman, OH-PA [49660]	3	4	0.4%
San Antonio, TX [41700]	3	3	0.4%
Port St. Lucie, FL [38940]	3	3	0.4%
Orlando-Kissimmee, FL [36740]	3	3	0.4%
Ann Arbor, MI [11460]	3	3	0.4%
Laredo, TX [29700]	3	3	0.4%
Topeka, KS [45820]	3	2	0.4%
San Luis Obispo-Paso Robles, CA [42020]	3	2	0.4%
Rockford, IL [40420]	3	2	0.4%
Lakeland, FL [29460]	3	2	0.4%
Portland-South Portland-Biddeford, ME [38860]	3	2	0.4%
Hartford-West Hartford-East Hartford, CT [25540]	3	2	0.4%
Cedar Rapids, IA [16300]	3	2	0.4%
Santa Rosa-Petaluma, CA [42220]	3	1	0.4%
Albany, GA [10500]	3	1	0.4%
State College, PA [44300]	3	1	0.4%
Naples-Marco Island, FL [34940]	2	3	0.3%
Syracuse, NY [45060]	2	3	0.3%
Muskegon-Norton Shores, MI [34740]	2	3	0.3%
Albuquerque, NM [10740]	2	3	0.3%
Palm Bay-Melbourne-Titusville, FL [37340]	2	2	0.3%
Wilmington, NC [48900]	2	2	0.3%
Durham, NC [20500]	2	2	0.3%
Jacksonville, FL [27260]	2	2	0.3%
Kingston, NY [28740]	2	2	0.3%
Worcester, MA [49340]	2	2	0.3%
Yuba City, CA [49700]	2	2	0.3%
Spokane, WA [44060]	2	2	0.3%
Trenton-Ewing, NJ [45940]	2	1	0.3%
McAllen-Edinburg-Mission, TX [32580]	2	1	0.3%
Killeen-Temple-Fort Hood, TX [28660]	2	1	0.3%



Burlington, NC [15500]	2	1	0.3%
Montgomery, AL [33860]	2	1	0.3%
St. Cloud, MN [41060]	2	1	0.3%

-----  
 Metro Region Patents Inventors % Of Class  
 -----

> PAPER MAKING AND FIBER LIBERATION [162] - {1224} : (143)

-----  
 Metro Region Patents Inventors % Of Class  
 -----

Appleton, WI [11540]	332	306	27.1%
Oshkosh-Neenah, WI [36780]	315	265	25.7%
Cincinnati-Middletown, OH-KY-IN [17140]	173	150	14.1%
Atlanta-Sandy Springs-Marietta, GA [12060]	112	96	9.2%
Chicago-Naperville-Joliet, IL-IN-WI [16980]	95	92	7.8%
Philadelphia-Camden-Wilmington, PA-NJ-DE-MD [37980]	60	59	4.9%
Seattle-Tacoma-Bellevue, WA [42660]	48	58	3.9%
Boston-Cambridge-Quincy, MA-NH [14460]	48	28	3.9%
Green Bay, WI [24580]	43	33	3.5%
New York-Northern New Jersey-Long Island, NY-NJ-PA [35620]	41	46	3.3%
Albany-Schenectady-Troy, NY [10580]	41	25	3.3%
Richmond, VA [40060]	26	18	2.1%
Dayton, OH [19380]	26	16	2.1%
Memphis, TN-MS-AR [32820]	25	33	2%
Shreveport-Bossier City, LA [43340]	23	8	1.9%
Worcester, MA [49340]	20	10	1.6%
Columbus, OH [18140]	16	21	1.3%
Providence-New Bedford-Fall River, RI-MA [39300]	16	8	1.3%
Detroit-Warren-Livonia, MI [19820]	15	20	1.2%
Portland-Vancouver-Beaverton, OR-WA [38900]	15	8	1.2%
Rockford, IL [40420]	14	8	1.1%
Madison, WI [31540]	13	20	1.1%
Bridgeport-Stamford-Norwalk, CT [14860]	12	12	1%
San Diego-Carlsbad-San Marcos, CA [41740]	11	22	0.9%
Denver-Aurora, CO [19740]	11	17	0.9%
Virginia Beach-Norfolk-Newport News, VA-NC [47260]	11	12	0.9%
Toledo, OH [45780]	11	7	0.9%
Winston-Salem, NC [49180]	11	6	0.9%
Allentown-Bethlehem-Easton, PA-NJ [10900]	10	15	0.8%
Akron, OH [10420]	10	4	0.8%
Springfield, MA [44140]	9	9	0.7%
Cleveland-Elyria-Mentor, OH [17460]	9	6	0.7%
Cedar Rapids, IA [16300]	8	12	0.7%
San Francisco-Oakland-Fremont, CA [41860]	8	12	0.7%
Iowa City, IA [26980]	8	11	0.7%
Savannah, GA [42340]	8	11	0.7%
Raleigh-Cary, NC [39580]	8	10	0.7%
Janesville, WI [27500]	8	9	0.7%
Houston-Sugar Land-Baytown, TX [26420]	8	7	0.7%
Pittsburgh, PA [38300]	7	9	0.6%
Durham, NC [20500]	7	9	0.6%
Charleston-North Charleston, SC [16700]	7	7	0.6%
Jacksonville, FL [27260]	7	6	0.6%
Charlotte-Gastonia-Concord, NC-SC [16740]	6	8	0.5%
Dallas-Fort Worth-Arlington, TX [19100]	6	8	0.5%
Johnson City, TN [27740]	6	7	0.5%
Kingsport-Bristol-Bristol, TN-VA [28700]	6	7	0.5%
Hartford-West Hartford-East Hartford, CT [25540]	6	5	0.5%
Greensboro-High Point, NC [24660]	6	5	0.5%
Milwaukee-Waukesha-West Allis, WI [33340]	6	5	0.5%

San Jose-Sunnyvale-Santa Clara, CA [41940]	5	10	0.4%
Syracuse, NY [45060]	5	7	0.4%
Lancaster, PA [29540]	5	5	0.4%
Portland-South Portland-Biddeford, ME [38860]	5	3	0.4%
Bremerton-Silverdale, WA [14740]	5	2	0.4%
Indianapolis-Carmel, IN [26900]	4	7	0.3%
Florence, SC [22500]	4	5	0.3%
Washington-Arlington-Alexandria, DC-VA-MD-WV [47900]	4	5	0.3%
Greenville-Mauldin-Easley, SC [24860]	4	4	0.3%
Oxnard-Thousand Oaks-Ventura, CA [37100]	4	3	0.3%
Minneapolis-St. Paul-Bloomington, MN-WI [33460]	4	3	0.3%
Port St. Lucie, FL [38940]	4	2	0.3%
Sacramento--Arden-Arcade--Roseville, CA [40900]	3	4	0.2%
Vallejo-Fairfield, CA [46700]	3	4	0.2%
Burlington, NC [15500]	3	2	0.2%
Tulsa, OK [46140]	3	2	0.2%
Kalamazoo-Portage, MI [28020]	3	2	0.2%
Columbus, GA-AL [17980]	3	2	0.2%
Manchester-Nashua, NH [31700]	3	2	0.2%
Canton-Massillon, OH [15940]	3	1	0.2%
Beaumont-Port Arthur, TX [13140]	3	1	0.2%
Rochester, NY [40380]	2	4	0.2%
Ann Arbor, MI [11460]	2	4	0.2%
Knoxville, TN [28940]	2	4	0.2%
Elkhart-Goshen, IN [21140]	2	3	0.2%
Roanoke, VA [40220]	2	3	0.2%
Baltimore-Towson, MD [12580]	2	3	0.2%
South Bend-Mishawaka, IN-MI [43780]	2	3	0.2%
Jackson, MS [27140]	2	2	0.2%
Reading, PA [39740]	2	2	0.2%
Chattanooga, TN-GA [16860]	2	2	0.2%
Prescott, AZ [39140]	2	2	0.2%
Louisville/Jefferson County, KY-IN [31140]	2	2	0.2%
Asheville, NC [11700]	2	2	0.2%
Gainesville, GA [23580]	2	2	0.2%
Riverside-San Bernardino-Ontario, CA [40140]	2	2	0.2%
Albany, GA [10500]	2	2	0.2%
Orlando-Kissimmee, FL [36740]	2	2	0.2%
Austin-Round Rock, TX [12420]	2	2	0.2%
Medford, OR [32780]	2	1	0.2%
Fayetteville-Springdale-Rogers, AR-MO [22220]	2	1	0.2%
Spartanburg, SC [43900]	2	1	0.2%
Greenville, NC [24780]	2	1	0.2%
Las Vegas-Paradise, NV [29820]	2	1	0.2%
Eau Claire, WI [20740]	2	1	0.2%
Macon, GA [31420]	2	1	0.2%
Nashville-Davidson--Murfreesboro--Franklin, TN [34980]	2	1	0.2%

> NEEDLE AND PIN MAKING [163] - {151} : (66)

Metro Region	Patents	Inventors	% Of Class
Detroit-Warren-Livonia, MI [19820]	17	33	11.3%
New York-Northern New Jersey-Long Island, NY-NJ-PA [35620]	12	4	7.9%
San Jose-Sunnyvale-Santa Clara, CA [41940]	10	13	6.6%
Philadelphia-Camden-Wilmington, PA-NJ-DE-MD [37980]	10	8	6.6%
San Francisco-Oakland-Fremont, CA [41860]	9	9	6%
Portland-Vancouver-Beaverton, OR-WA [38900]	8	3	5.3%
Atlanta-Sandy Springs-Marietta, GA [12060]	6	5	4%
Chicago-Naperville-Joliet, IL-IN-WI [16980]	5	10	3.3%
Ann Arbor, MI [11460]	5	5	3.3%
Rochester, NY [40380]	5	2	3.3%
Durham, NC [20500]	4	5	2.6%

Seattle-Tacoma-Bellevue, WA [42660]	4	4	2.6%
Tulsa, OK [46140]	4	1	2.6%
Raleigh-Cary, NC [39580]	3	5	2%
San Diego-Carlsbad-San Marcos, CA [41740]	3	4	2%
Grand Rapids-Wyoming, MI [24340]	3	3	2%
Tampa-St. Petersburg-Clearwater, FL [45300]	3	3	2%
Providence-New Bedford-Fall River, RI-MA [39300]	3	3	2%
Houston-Sugar Land-Baytown, TX [26420]	3	3	2%
Kalamazoo-Portage, MI [28020]	3	2	2%
Evansville, IN-KY [21780]	2	8	1.3%
Columbus, OH [18140]	2	4	1.3%
Boston-Cambridge-Quincy, MA-NH [14460]	2	4	1.3%
Flint, MI [22420]	2	2	1.3%
Salt Lake City, UT [41620]	2	2	1.3%
Austin-Round Rock, TX [12420]	2	2	1.3%
Charlotte-Gastonia-Concord, NC-SC [16740]	2	2	1.3%
Chico, CA [17020]	2	2	1.3%
Madison, WI [31540]	2	2	1.3%
Port St. Lucie, FL [38940]	2	1	1.3%
York-Hanover, PA [49620]	2	1	1.3%
Miami-Fort Lauderdale-Pompano Beach, FL [33100]	2	1	1.3%

> METAL FOUNDING [164] - {818} : (148)

Metro Region	Patents	Inventors	% Of Class
Indianapolis-Carmel, IN [26900]	76	47	9.3%
Hartford-West Hartford-East Hartford, CT [25540]	72	81	8.8%
Detroit-Warren-Livonia, MI [19820]	58	74	7.1%
Chicago-Naperville-Joliet, IL-IN-WI [16980]	32	46	3.9%
Ann Arbor, MI [11460]	32	29	3.9%
New York-Northern New Jersey-Long Island, NY-NJ-PA [35620]	31	37	3.8%
Pittsburgh, PA [38300]	30	37	3.7%
San Jose-Sunnyvale-Santa Clara, CA [41940]	27	23	3.3%
Albany-Schenectady-Troy, NY [10580]	25	20	3.1%
San Francisco-Oakland-Fremont, CA [41860]	23	28	2.8%
Atlanta-Sandy Springs-Marietta, GA [12060]	23	27	2.8%
Spokane, WA [44060]	23	27	2.8%
Phoenix-Mesa-Scottsdale, AZ [38060]	23	26	2.8%
Cincinnati-Middletown, OH-KY-IN [17140]	23	24	2.8%
Cleveland-Elyria-Mentor, OH [17460]	22	16	2.7%
Muskegon-Norton Shores, MI [34740]	19	20	2.3%
Columbus, OH [18140]	18	27	2.2%
Houston-Sugar Land-Baytown, TX [26420]	18	27	2.2%
Portland-Vancouver-Beaverton, OR-WA [38900]	18	21	2.2%
St. Louis, MO-IL [41180]	16	16	2%
Charlotte-Gastonia-Concord, NC-SC [16740]	15	10	1.8%
Philadelphia-Camden-Wilmington, PA-NJ-DE-MD [37980]	14	13	1.7%
Canton-Massillon, OH [15940]	14	3	1.7%
Manchester-Nashua, NH [31700]	12	10	1.5%
Minneapolis-St. Paul-Bloomington, MN-WI [33460]	11	15	1.3%
Kalamazoo-Portage, MI [28020]	11	14	1.3%
New Haven-Milford, CT [35300]	11	5	1.3%
Boston-Cambridge-Quincy, MA-NH [14460]	10	16	1.2%
Orlando-Kissimmee, FL [36740]	9	10	1.1%
Saginaw-Saginaw Township North, MI [40980]	9	9	1.1%
Dayton, OH [19380]	9	8	1.1%
Richmond, VA [40060]	9	7	1.1%
Akron, OH [10420]	9	4	1.1%
Des Moines-West Des Moines, IA [19780]	9	2	1.1%
Greenville-Mauldin-Easley, SC [24860]	8	14	1%
Birmingham-Hoover, AL [13820]	8	11	1%
Grand Rapids-Wyoming, MI [24340]	8	9	1%

Miami-Fort Lauderdale-Pompano Beach, FL [33100]	8	8	1%
Flint, MI [22420]	8	6	1%
South Bend-Mishawaka, IN-MI [43780]	8	6	1%
Elkhart-Goshen, IN [21140]	8	4	1%
Worcester, MA [49340]	7	9	0.9%
Washington-Arlington-Alexandria, DC-VA-MD-WV [47900]	7	6	0.9%
Virginia Beach-Norfolk-Newport News, VA-NC [47260]	7	4	0.9%
Durham, NC [20500]	6	11	0.7%
Madison, WI [31540]	6	8	0.7%
Milwaukee-Waukesha-West Allis, WI [33340]	6	8	0.7%
Dallas-Fort Worth-Arlington, TX [19100]	6	6	0.7%
Providence-New Bedford-Fall River, RI-MA [39300]	6	6	0.7%
Fayetteville-Springdale-Rogers, AR-MO [22220]	6	4	0.7%
Santa Rosa-Petaluma, CA [42220]	6	1	0.7%
Cape Coral-Fort Myers, FL [15980]	6	1	0.7%
Naples-Marco Island, FL [34940]	6	1	0.7%
Knoxville, TN [28940]	5	6	0.6%
Portland-South Portland-Biddeford, ME [38860]	5	5	0.6%
Tucson, AZ [46060]	5	3	0.6%
York-Hanover, PA [49620]	5	3	0.6%
Fort Smith, AR-OK [22900]	5	2	0.6%
Youngstown-Warren-Boardman, OH-PA [49660]	5	2	0.6%
Springfield, MA [44140]	5	2	0.6%
Louisville/Jefferson County, KY-IN [31140]	4	10	0.5%
Kansas City, MO-KS [28140]	4	6	0.5%
Seattle-Tacoma-Bellevue, WA [42660]	4	6	0.5%
Palm Bay-Melbourne-Titusville, FL [37340]	4	5	0.5%
San Diego-Carlsbad-San Marcos, CA [41740]	4	5	0.5%
Denver-Aurora, CO [19740]	4	4	0.5%
Kingston, NY [28740]	4	4	0.5%
Nashville-Davidson--Murfreesboro--Franklin, TN [34980]	4	3	0.5%
Jackson, MI [27100]	4	3	0.5%
Baltimore-Towson, MD [12580]	4	2	0.5%
Burlington-South Burlington, VT [15540]	3	6	0.4%
Fort Wayne, IN [23060]	3	5	0.4%
Davenport-Moline-Rock Island, IA-IL [19340]	3	5	0.4%
Boise City-Nampa, ID [14260]	3	4	0.4%
Burlington, NC [15500]	3	4	0.4%
Spartanburg, SC [43900]	3	4	0.4%
Toledo, OH [45780]	3	3	0.4%
Reno-Sparks, NV [39900]	3	3	0.4%
Asheville, NC [11700]	3	3	0.4%
Oshkosh-Neenah, WI [36780]	3	3	0.4%
Greensboro-High Point, NC [24660]	3	3	0.4%
Modesto, CA [33700]	3	3	0.4%
Tulsa, OK [46140]	3	2	0.4%
Scranton--Wilkes-Barre, PA [42540]	3	2	0.4%
Olympia, WA [36500]	3	1	0.4%
Norwich-New London, CT [35980]	3	1	0.4%
Wichita, KS [48620]	2	10	0.2%
Charlottesville, VA [16820]	2	6	0.2%
Kingsport-Bristol-Bristol, TN-VA [28700]	2	4	0.2%
Buffalo-Niagara Falls, NY [15380]	2	4	0.2%
Raleigh-Cary, NC [39580]	2	4	0.2%
Reading, PA [39740]	2	4	0.2%
Racine, WI [39540]	2	4	0.2%
Cedar Rapids, IA [16300]	2	3	0.2%
San Antonio, TX [41700]	2	3	0.2%
Colorado Springs, CO [17820]	2	3	0.2%
Lansing-East Lansing, MI [29620]	2	3	0.2%
Peoria, IL [37900]	2	3	0.2%
State College, PA [44300]	2	3	0.2%
Lancaster, PA [29540]	2	2	0.2%
Tyler, TX [46340]	2	2	0.2%
Janesville, WI [27500]	2	2	0.2%

Salt Lake City, UT [41620]	2	2	0.2%
Port St. Lucie, FL [38940]	2	2	0.2%
Clarksville, TN-KY [17300]	2	2	0.2%
Charleston-North Charleston, SC [16700]	2	1	0.2%
Ocala, FL [36100]	2	1	0.2%

> HEAT EXCHANGE [165] - {1121} : (163)

Metro Region	Patents	Inventors	% Of Class
San Jose-Sunnyvale-Santa Clara, CA [41940]	79	84	7%
New York-Northern New Jersey-Long Island, NY-NJ-PA [35620]	76	85	6.8%
Chicago-Naperville-Joliet, IL-IN-WI [16980]	73	98	6.5%
San Francisco-Oakland-Fremont, CA [41860]	73	66	6.5%
Detroit-Warren-Livonia, MI [19820]	70	97	6.2%
Buffalo-Niagara Falls, NY [15380]	50	57	4.5%
Dallas-Fort Worth-Arlington, TX [19100]	43	56	3.8%
Racine, WI [39540]	42	58	3.7%
Washington-Arlington-Alexandria, DC-VA-MD-WV [47900]	42	44	3.7%
Lancaster, PA [29540]	42	32	3.7%
Boston-Cambridge-Quincy, MA-NH [14460]	36	51	3.2%
Milwaukee-Waukesha-West Allis, WI [33340]	36	36	3.2%
Hartford-West Hartford-East Hartford, CT [25540]	35	46	3.1%
Houston-Sugar Land-Baytown, TX [26420]	31	58	2.8%
Columbus, OH [18140]	29	26	2.6%
Baltimore-Towson, MD [12580]	28	25	2.5%
Phoenix-Mesa-Scottsdale, AZ [38060]	27	30	2.4%
Ann Arbor, MI [11460]	26	21	2.3%
Sacramento--Arden-Arcade--Roseville, CA [40900]	24	28	2.1%
Indianapolis-Carmel, IN [26900]	23	28	2.1%
San Diego-Carlsbad-San Marcos, CA [41740]	23	27	2.1%
Minneapolis-St. Paul-Bloomington, MN-WI [33460]	23	24	2.1%
Portland-Vancouver-Beaverton, OR-WA [38900]	22	19	2%
Philadelphia-Camden-Wilmington, PA-NJ-DE-MD [37980]	19	17	1.7%
Riverside-San Bernardino-Ontario, CA [40140]	17	15	1.5%
Atlanta-Sandy Springs-Marietta, GA [12060]	17	14	1.5%
Seattle-Tacoma-Bellevue, WA [42660]	16	18	1.4%
Albany-Schenectady-Troy, NY [10580]	14	17	1.2%
Rochester, NY [40380]	14	13	1.2%
Syracuse, NY [45060]	13	13	1.2%
Denver-Aurora, CO [19740]	12	21	1.1%
Miami-Fort Lauderdale-Pompano Beach, FL [33100]	12	14	1.1%
Greeley, CO [24540]	12	13	1.1%
Oxnard-Thousand Oaks-Ventura, CA [37100]	12	13	1.1%
Kingston, NY [28740]	12	8	1.1%
Norwich-New London, CT [35980]	12	4	1.1%
Harrisburg-Carlisle, PA [25420]	11	4	1%
Peoria, IL [37900]	10	19	0.9%
Palm Bay-Melbourne-Titusville, FL [37340]	10	16	0.9%
Manchester-Nashua, NH [31700]	10	14	0.9%
Durham, NC [20500]	9	19	0.8%
Raleigh-Cary, NC [39580]	9	19	0.8%
Orlando-Kissimmee, FL [36740]	9	16	0.8%
Austin-Round Rock, TX [12420]	9	12	0.8%
Cleveland-Elyria-Mentor, OH [17460]	9	10	0.8%
Fort Collins-Loveland, CO [22660]	9	10	0.8%
Boulder, CO [14500]	9	9	0.8%
Providence-New Bedford-Fall River, RI-MA [39300]	9	7	0.8%
York-Hanover, PA [49620]	8	12	0.7%
Fort Wayne, IN [23060]	8	12	0.7%
New Haven-Milford, CT [35300]	8	8	0.7%
Grand Rapids-Wyoming, MI [24340]	7	9	0.6%
Modesto, CA [33700]	7	8	0.6%

Spokane, WA [44060]	7	6	0.6%
Yuba City, CA [49700]	7	6	0.6%
Bremerton-Silverdale, WA [14740]	7	2	0.6%
Rochester, MN [40340]	6	15	0.5%
Bridgeport-Stamford-Norwalk, CT [14860]	6	8	0.5%
Dayton, OH [19380]	6	8	0.5%
Cincinnati-Middletown, OH-KY-IN [17140]	6	7	0.5%
Akron, OH [10420]	6	7	0.5%
Springfield, MA [44140]	6	7	0.5%
Rockford, IL [40420]	6	5	0.5%
Charlotte-Gastonia-Concord, NC-SC [16740]	6	5	0.5%
Vallejo-Fairfield, CA [46700]	6	5	0.5%
Lubbock, TX [31180]	6	4	0.5%
Youngstown-Warren-Boardman, OH-PA [49660]	6	4	0.5%
Nashville-Davidson--Murfreesboro--Franklin, TN [34980]	5	9	0.4%
Memphis, TN-MS-AR [32820]	5	7	0.4%
Kalamazoo-Portage, MI [28020]	5	6	0.4%
Boise City-Nampa, ID [14260]	5	5	0.4%
Tyler, TX [46340]	5	5	0.4%
South Bend-Mishawaka, IN-MI [43780]	5	5	0.4%
Baton Rouge, LA [12940]	5	4	0.4%
Olympia, WA [36500]	5	3	0.4%
Burlington-South Burlington, VT [15540]	4	10	0.4%
Chico, CA [17020]	4	8	0.4%
Lansing-East Lansing, MI [29620]	4	5	0.4%
Port St. Lucie, FL [38940]	4	4	0.4%
Oklahoma City, OK [36420]	4	4	0.4%
Fargo, ND-MN [22020]	4	3	0.4%
Charleston-North Charleston, SC [16700]	4	3	0.4%
Colorado Springs, CO [17820]	4	3	0.4%
Santa Cruz-Watsonville, CA [42100]	4	2	0.4%
Pittsburgh, PA [38300]	3	8	0.3%
Hickory-Lenoir-Morganton, NC [25860]	3	7	0.3%
Tampa-St. Petersburg-Clearwater, FL [45300]	3	7	0.3%
Louisville/Jefferson County, KY-IN [31140]	3	7	0.3%
Waterloo-Cedar Falls, IA [47940]	3	6	0.3%
Greenville-Mauldin-Easley, SC [24860]	3	5	0.3%
Albuquerque, NM [10740]	3	5	0.3%
Portland-South Portland-Biddeford, ME [38860]	3	4	0.3%
Augusta-Richmond County, GA-SC [12260]	3	4	0.3%
New Orleans-Metairie-Kenner, LA [35380]	3	4	0.3%
Madison, WI [31540]	3	4	0.3%
Erie, PA [21500]	3	3	0.3%
State College, PA [44300]	3	3	0.3%
Reno-Sparks, NV [39900]	3	3	0.3%
Elkhart-Goshen, IN [21140]	3	3	0.3%
Richmond, VA [40060]	3	3	0.3%
San Antonio, TX [41700]	3	3	0.3%
Ocala, FL [36100]	3	1	0.3%
Kennewick-Richland-Pasco, WA [28420]	2	7	0.2%
Cedar Rapids, IA [16300]	2	5	0.2%
Iowa City, IA [26980]	2	5	0.2%
Evansville, IN-KY [21780]	2	5	0.2%
Binghamton, NY [13780]	2	4	0.2%
Roanoke, VA [40220]	2	4	0.2%
Sioux Falls, SD [43620]	2	4	0.2%
Canton-Massillon, OH [15940]	2	3	0.2%
Janesville, WI [27500]	2	3	0.2%
Las Vegas-Paradise, NV [29820]	2	3	0.2%
Kansas City, MO-KS [28140]	2	3	0.2%
Fayetteville-Springdale-Rogers, AR-MO [22220]	2	3	0.2%
Virginia Beach-Norfolk-Newport News, VA-NC [47260]	2	3	0.2%
Deltona-Daytona Beach-Ormond Beach, FL [19660]	2	3	0.2%
Macon, GA [31420]	2	2	0.2%
Flint, MI [22420]	2	2	0.2%

Montgomery, AL [33860]	2	2	0.2%
Des Moines-West Des Moines, IA [19780]	2	2	0.2%
Worcester, MA [49340]	2	2	0.2%
Duluth, MN-WI [20260]	2	2	0.2%
Laredo, TX [29700]	2	2	0.2%
Allentown-Bethlehem-Easton, PA-NJ [10900]	2	1	0.2%
Lakeland, FL [29460]	2	1	0.2%
Knoxville, TN [28940]	2	1	0.2%

> WELLS [166] - {6063} : (161)

Metro Region	Patents	Inventors	% Of Class
Houston-Sugar Land-Baytown, TX [26420]	4083	3533	67.3%
Dallas-Fort Worth-Arlington, TX [19100]	614	406	10.1%
Oklahoma City, OK [36420]	316	106	5.2%
Tulsa, OK [46140]	254	203	4.2%
Lafayette, LA [29180]	236	191	3.9%
Denver-Aurora, CO [19740]	104	68	1.7%
Houma-Bayou Cane-Thibodaux, LA [26380]	84	54	1.4%
New Orleans-Metairie-Kenner, LA [35380]	82	59	1.4%
Boston-Cambridge-Quincy, MA-NH [14460]	80	84	1.3%
Midland, TX [33260]	76	69	1.3%
Austin-Round Rock, TX [12420]	64	41	1.1%
New York-Northern New Jersey-Long Island, NY-NJ-PA [35620]	54	49	0.9%
Longview, TX [30980]	52	21	0.9%
Philadelphia-Camden-Wilmington, PA-NJ-DE-MD [37980]	51	48	0.8%
San Francisco-Oakland-Fremont, CA [41860]	46	41	0.8%
Provo-Orem, UT [39340]	45	41	0.7%
Tyler, TX [46340]	45	16	0.7%
Seattle-Tacoma-Bellevue, WA [42660]	42	24	0.7%
Anchorage, AK [11260]	39	42	0.6%
Salt Lake City, UT [41620]	37	32	0.6%
College Station-Bryan, TX [17780]	37	20	0.6%
Bakersfield, CA [12540]	36	27	0.6%
Boulder, CO [14500]	36	23	0.6%
Phoenix-Mesa-Scottsdale, AZ [38060]	32	12	0.5%
Bridgeport-Stamford-Norwalk, CT [14860]	31	22	0.5%
San Antonio, TX [41700]	30	32	0.5%
Greeley, CO [24540]	28	21	0.5%
Atlanta-Sandy Springs-Marietta, GA [12060]	28	12	0.5%
Chicago-Naperville-Joliet, IL-IN-WI [16980]	27	38	0.4%
Corpus Christi, TX [18580]	27	10	0.4%
Palm Bay-Melbourne-Titusville, FL [37340]	23	11	0.4%
Laredo, TX [29700]	18	18	0.3%
Minneapolis-St. Paul-Bloomington, MN-WI [33460]	17	14	0.3%
Tampa-St. Petersburg-Clearwater, FL [45300]	17	6	0.3%
Pittsburgh, PA [38300]	16	18	0.3%
San Jose-Sunnyvale-Santa Clara, CA [41940]	16	7	0.3%
Shreveport-Bossier City, LA [43340]	15	10	0.2%
Fort Smith, AR-OK [22900]	15	9	0.2%
Tucson, AZ [46060]	15	3	0.2%
Durham, NC [20500]	14	21	0.2%
Fort Collins-Loveland, CO [22660]	13	14	0.2%
Baton Rouge, LA [12940]	13	7	0.2%
Kansas City, MO-KS [28140]	12	16	0.2%
Raleigh-Cary, NC [39580]	12	16	0.2%
New Haven-Milford, CT [35300]	12	5	0.2%
Allentown-Bethlehem-Easton, PA-NJ [10900]	11	12	0.2%
Oxnard-Thousand Oaks-Ventura, CA [37100]	11	11	0.2%
Milwaukee-Waukesha-West Allis, WI [33340]	10	11	0.2%
Trenton-Ewing, NJ [45940]	10	5	0.2%
San Diego-Carlsbad-San Marcos, CA [41740]	9	14	0.1%

Riverside-San Bernardino-Ontario, CA [40140]	9	8	0.1%
Lake Charles, LA [29340]	9	5	0.1%
Topeka, KS [45820]	8	10	0.1%
Lubbock, TX [31180]	8	3	0.1%
Amarillo, TX [11100]	7	12	0.1%
Cleveland-Elyria-Mentor, OH [17460]	6	6	0.1%
Orlando-Kissimmee, FL [36740]	6	4	0.1%
Fayetteville-Springdale-Rogers, AR-MO [22220]	6	4	0.1%
Las Vegas-Paradise, NV [29820]	6	4	0.1%
Albuquerque, NM [10740]	6	4	0.1%
Hartford-West Hartford-East Hartford, CT [25540]	5	10	0.1%
Sacramento--Arden-Arcade--Roseville, CA [40900]	5	7	0.1%
Washington-Arlington-Alexandria, DC-VA-MD-WV [47900]	5	6	0.1%
Modesto, CA [33700]	5	2	0.1%
Barnstable Town, MA [12700]	5	2	0.1%
Charlottesville, VA [16820]	5	1	0.1%
Reno-Sparks, NV [39900]	4	6	0.1%
Tuscaloosa, AL [46220]	4	6	0.1%
Racine, WI [39540]	4	6	0.1%
Toledo, OH [45780]	4	5	0.1%
Portland-Vancouver-Beaverton, OR-WA [38900]	4	5	0.1%
Indianapolis-Carmel, IN [26900]	4	4	0.1%
Bloomington, IN [14020]	4	4	0.1%
Green Bay, WI [24580]	4	3	0.1%
Wichita, KS [48620]	4	3	0.1%
Naples-Marco Island, FL [34940]	4	2	0.1%
Cape Coral-Fort Myers, FL [15980]	4	2	0.1%
Knoxville, TN [28940]	3	6	0%
Providence-New Bedford-Fall River, RI-MA [39300]	3	4	0%
Santa Rosa-Petaluma, CA [42220]	3	4	0%
Virginia Beach-Norfolk-Newport News, VA-NC [47260]	3	3	0%
Richmond, VA [40060]	3	3	0%
Albany-Schenectady-Troy, NY [10580]	3	3	0%
Bowling Green, KY [14540]	3	2	0%
Abilene, TX [10180]	3	2	0%
Spartanburg, SC [43900]	3	2	0%
San Luis Obispo-Paso Robles, CA [42020]	3	2	0%
Memphis, TN-MS-AR [32820]	3	2	0%
Joplin, MO [27900]	3	1	0%
Augusta-Richmond County, GA-SC [12260]	2	4	0%
Charlotte-Gastonia-Concord, NC-SC [16740]	2	4	0%
Akron, OH [10420]	2	4	0%
Rochester, NY [40380]	2	3	0%
Detroit-Warren-Livonia, MI [19820]	2	3	0%
Hagerstown-Martinsburg, MD-WV [25180]	2	3	0%
Boise City-Nampa, ID [14260]	2	3	0%
Yuba City, CA [49700]	2	2	0%
Lansing-East Lansing, MI [29620]	2	2	0%
Elkhart-Goshen, IN [21140]	2	2	0%
St. Louis, MO-IL [41180]	2	2	0%
Killeen-Temple-Fort Hood, TX [28660]	2	2	0%
Gulfport-Biloxi, MS [25060]	2	2	0%
Prescott, AZ [39140]	2	2	0%
Vallejo-Fairfield, CA [46700]	2	2	0%
Dayton, OH [19380]	2	2	0%
Huntsville, AL [26620]	2	2	0%
Blacksburg-Christiansburg-Radford, VA [13980]	2	2	0%
Bellingham, WA [13380]	2	1	0%
Beaumont-Port Arthur, TX [13140]	2	1	0%
Ogden-Clearfield, UT [36260]	2	1	0%
Utica-Rome, NY [46540]	2	1	0%
Nashville-Davidson--Murfreesboro--Franklin, TN [34980]	2	1	0%
Colorado Springs, CO [17820]	2	1	0%
South Bend-Mishawaka, IN-MI [43780]	2	1	0%
Springfield, MA [44140]	2	1	0%



Lakeland, FL [29460]	2	1	0%
Columbus, GA-AL [17980]	2	1	0%
Charleston-North Charleston, SC [16700]	2	1	0%
Winston-Salem, NC [49180]	2	1	0%

> FARRIERY [168] - {26} : (20)

Metro Region	Patents	Inventors	% Of Class
Phoenix-Mesa-Scottsdale, AZ [38060]	4	3	15.4%
Boise City-Nampa, ID [14260]	4	1	15.4%
New York-Northern New Jersey-Long Island, NY-NJ-PA [35620]	3	2	11.5%
San Luis Obispo-Paso Robles, CA [42020]	2	3	7.7%
Miami-Fort Lauderdale-Pompano Beach, FL [33100]	2	2	7.7%
Tucson, AZ [46060]	2	2	7.7%
Allentown-Bethlehem-Easton, PA-NJ [10900]	2	1	7.7%

> FIRE EXTINGUISHERS [169] - {389} : (107)

Metro Region	Patents	Inventors	% Of Class
Providence-New Bedford-Fall River, RI-MA [39300]	43	20	11.1%
Grand Rapids-Wyoming, MI [24340]	33	27	8.5%
Philadelphia-Camden-Wilmington, PA-NJ-DE-MD [37980]	32	28	8.2%
New York-Northern New Jersey-Long Island, NY-NJ-PA [35620]	19	23	4.9%
Detroit-Warren-Livonia, MI [19820]	19	9	4.9%
Boston-Cambridge-Quincy, MA-NH [14460]	18	15	4.6%
Worcester, MA [49340]	15	9	3.9%
Greenville-Mauldin-Easley, SC [24860]	13	11	3.3%
Allentown-Bethlehem-Easton, PA-NJ [10900]	13	6	3.3%
Phoenix-Mesa-Scottsdale, AZ [38060]	12	18	3.1%
Minneapolis-St. Paul-Bloomington, MN-WI [33460]	9	6	2.3%
Houston-Sugar Land-Baytown, TX [26420]	8	13	2.1%
Riverside-San Bernardino-Ontario, CA [40140]	8	8	2.1%
Seattle-Tacoma-Bellevue, WA [42660]	8	8	2.1%
Beaumont-Port Arthur, TX [13140]	8	5	2.1%
Dallas-Fort Worth-Arlington, TX [19100]	7	8	1.8%
Chicago-Naperville-Joliet, IL-IN-WI [16980]	7	7	1.8%
San Diego-Carlsbad-San Marcos, CA [41740]	7	6	1.8%
Oshkosh-Neenah, WI [36780]	6	16	1.5%
Appleton, WI [11540]	6	15	1.5%
Durham, NC [20500]	6	5	1.5%
Miami-Fort Lauderdale-Pompano Beach, FL [33100]	6	3	1.5%
St. Louis, MO-IL [41180]	5	6	1.3%
Memphis, TN-MS-AR [32820]	5	6	1.3%
Elkhart-Goshen, IN [21140]	5	5	1.3%
Raleigh-Cary, NC [39580]	5	4	1.3%
South Bend-Mishawaka, IN-MI [43780]	5	4	1.3%
Ocala, FL [36100]	5	3	1.3%
Albuquerque, NM [10740]	5	3	1.3%
Niles-Benton Harbor, MI [35660]	5	2	1.3%
Austin-Round Rock, TX [12420]	5	2	1.3%
San Francisco-Oakland-Fremont, CA [41860]	4	7	1%
Hartford-West Hartford-East Hartford, CT [25540]	4	7	1%
San Jose-Sunnyvale-Santa Clara, CA [41940]	4	7	1%
Baltimore-Towson, MD [12580]	4	5	1%
Oxnard-Thousand Oaks-Ventura, CA [37100]	4	5	1%
Milwaukee-Waukesha-West Allis, WI [33340]	4	5	1%
Boulder, CO [14500]	4	3	1%
Denver-Aurora, CO [19740]	4	3	1%
Lansing-East Lansing, MI [29620]	4	3	1%

Tampa-St. Petersburg-Clearwater, FL [45300]	4	3	1%
Kansas City, MO-KS [28140]	3	5	0.8%
Las Vegas-Paradise, NV [29820]	3	4	0.8%
Washington-Arlington-Alexandria, DC-VA-MD-WV [47900]	3	3	0.8%
Pittsburgh, PA [38300]	3	3	0.8%
Fresno, CA [23420]	3	2	0.8%
Buffalo-Niagara Falls, NY [15380]	3	2	0.8%
Tallahassee, FL [45220]	3	2	0.8%
Lynchburg, VA [31340]	3	2	0.8%
Indianapolis-Carmel, IN [26900]	3	2	0.8%
Nashville-Davidson--Murfreesboro--Franklin, TN [34980]	3	1	0.8%
Janesville, WI [27500]	3	1	0.8%
Longview, TX [30980]	3	1	0.8%
Atlanta-Sandy Springs-Marietta, GA [12060]	2	5	0.5%
Dayton, OH [19380]	2	4	0.5%
Chico, CA [17020]	2	4	0.5%
Cleveland-Elyria-Mentor, OH [17460]	2	3	0.5%
Cape Coral-Fort Myers, FL [15980]	2	2	0.5%
Winston-Salem, NC [49180]	2	2	0.5%
Cincinnati-Middletown, OH-KY-IN [17140]	2	2	0.5%
Macon, GA [31420]	2	2	0.5%
Bremerton-Silverdale, WA [14740]	2	2	0.5%
Sacramento--Arden-Arcade--Roseville, CA [40900]	2	2	0.5%
Prescott, AZ [39140]	2	2	0.5%
Panama City-Lynn Haven, FL [37460]	2	2	0.5%
Columbia, SC [17900]	2	2	0.5%
Greensboro-High Point, NC [24660]	2	2	0.5%
New Haven-Milford, CT [35300]	2	2	0.5%
Columbus, OH [18140]	2	2	0.5%
Spartanburg, SC [43900]	2	1	0.5%
Hickory-Lenoir-Morganton, NC [25860]	2	1	0.5%
Springfield, MA [44140]	2	1	0.5%

> UNEARTHING PLANTS OR BURIED OBJECTS [171] - {12} : (16)

Metro Region	Patents	Inventors	% Of Class
Minneapolis-St. Paul-Bloomington, MN-WI [33460]	2	2	16.7%

> EARTH WORKING [172] - {355} : (114)

Metro Region	Patents	Inventors	% Of Class
Peoria, IL [37900]	63	68	17.7%
Chicago-Naperville-Joliet, IL-IN-WI [16980]	40	36	11.3%
Des Moines-West Des Moines, IA [19780]	33	44	9.3%
Minneapolis-St. Paul-Bloomington, MN-WI [33460]	19	21	5.4%
Davenport-Moline-Rock Island, IA-IL [19340]	17	14	4.8%
Waterloo-Cedar Falls, IA [47940]	14	31	3.9%
Durham, NC [20500]	9	15	2.5%
Lancaster, PA [29540]	9	10	2.5%
Raleigh-Cary, NC [39580]	8	11	2.3%
Fargo, ND-MN [22020]	8	6	2.3%
Cedar Rapids, IA [16300]	6	6	1.7%
Houston-Sugar Land-Baytown, TX [26420]	6	6	1.7%
Milwaukee-Waukesha-West Allis, WI [33340]	6	5	1.7%
Madison, WI [31540]	5	7	1.4%
Louisville/Jefferson County, KY-IN [31140]	5	6	1.4%
Akron, OH [10420]	5	5	1.4%
Cleveland-Elyria-Mentor, OH [17460]	5	5	1.4%
Philadelphia-Camden-Wilmington, PA-NJ-DE-MD [37980]	5	4	1.4%

Janesville, WI [27500]	5	2	1.4%
Lubbock, TX [31180]	4	5	1.1%
New York-Northern New Jersey-Long Island, NY-NJ-PA [35620]	4	5	1.1%
Reading, PA [39740]	4	3	1.1%
Columbia, MO [17860]	4	2	1.1%
Kansas City, MO-KS [28140]	4	2	1.1%
San Francisco-Oakland-Fremont, CA [41860]	3	8	0.8%
Chattanooga, TN-GA [16860]	3	5	0.8%
Topeka, KS [45820]	3	4	0.8%
Appleton, WI [11540]	3	4	0.8%
Wichita, KS [48620]	3	4	0.8%
Jacksonville, FL [27260]	3	4	0.8%
Atlanta-Sandy Springs-Marietta, GA [12060]	3	4	0.8%
Virginia Beach-Norfolk-Newport News, VA-NC [47260]	3	3	0.8%
Seattle-Tacoma-Bellevue, WA [42660]	3	3	0.8%
Indianapolis-Carmel, IN [26900]	3	3	0.8%
Columbus, OH [18140]	3	3	0.8%
Omaha-Council Bluffs, NE-IA [36540]	3	2	0.8%
Lincoln, NE [30700]	3	2	0.8%
Huntsville, AL [26620]	3	2	0.8%
Champaign-Urbana, IL [16580]	3	2	0.8%
Little Rock-North Little Rock-Conway, AR [30780]	3	1	0.8%
Phoenix-Mesa-Scottsdale, AZ [38060]	2	4	0.6%
Augusta-Richmond County, GA-SC [12260]	2	4	0.6%
Sioux Falls, SD [43620]	2	3	0.6%
Cincinnati-Middletown, OH-KY-IN [17140]	2	3	0.6%
Bellingham, WA [13380]	2	3	0.6%
Green Bay, WI [24580]	2	3	0.6%
Detroit-Warren-Livonia, MI [19820]	2	3	0.6%
Fort Wayne, IN [23060]	2	3	0.6%
Chico, CA [17020]	2	3	0.6%
Spokane, WA [44060]	2	2	0.6%
Myrtle Beach-Conway-North Myrtle Beach, SC [34820]	2	2	0.6%
San Luis Obispo-Paso Robles, CA [42020]	2	2	0.6%
Portland-Vancouver-Beaverton, OR-WA [38900]	2	2	0.6%
Dallas-Fort Worth-Arlington, TX [19100]	2	2	0.6%
Salt Lake City, UT [41620]	2	2	0.6%
Stockton, CA [44700]	2	2	0.6%
Charlotte-Gastonia-Concord, NC-SC [16740]	2	2	0.6%
San Diego-Carlsbad-San Marcos, CA [41740]	2	2	0.6%
St. Louis, MO-IL [41180]	2	2	0.6%
Fayetteville-Springdale-Rogers, AR-MO [22220]	2	2	0.6%
Springfield, IL [44100]	2	2	0.6%
Amarillo, TX [11100]	2	2	0.6%
Burlington, NC [15500]	2	2	0.6%
Riverside-San Bernardino-Ontario, CA [40140]	2	2	0.6%
Canton-Massillon, OH [15940]	2	2	0.6%
Salem, OR [41420]	2	2	0.6%
Washington-Arlington-Alexandria, DC-VA-MD-WV [47900]	2	2	0.6%
South Bend-Mishawaka, IN-MI [43780]	2	1	0.6%
Saginaw-Saginaw Township North, MI [40980]	2	1	0.6%
Gulfport-Biloxi, MS [25060]	2	1	0.6%
Elkhart-Goshen, IN [21140]	2	1	0.6%
Hartford-West Hartford-East Hartford, CT [25540]	2	1	0.6%

> TOOL DRIVING OR IMPACTING [173] - {293} : (83)

Metro Region	Patents	Inventors	% Of Class
Baltimore-Towson, MD [12580]	72	107	24.6%
Chicago-Naperville-Joliet, IL-IN-WI [16980]	43	54	14.7%
York-Hanover, PA [49620]	28	17	9.6%
Milwaukee-Waukesha-West Allis, WI [33340]	17	26	5.8%

Seattle-Tacoma-Bellevue, WA [42660]	17	13	5.8%
Allentown-Bethlehem-Easton, PA-NJ [10900]	15	18	5.1%
New York-Northern New Jersey-Long Island, NY-NJ-PA [35620]	15	16	5.1%
Philadelphia-Camden-Wilmington, PA-NJ-DE-MD [37980]	12	15	4.1%
Cincinnati-Middletown, OH-KY-IN [17140]	7	15	2.4%
Roanoke, VA [40220]	7	5	2.4%
San Diego-Carlsbad-San Marcos, CA [41740]	7	5	2.4%
Houston-Sugar Land-Baytown, TX [26420]	6	10	2%
Racine, WI [39540]	6	5	2%
Detroit-Warren-Livonia, MI [19820]	5	6	1.7%
Phoenix-Mesa-Scottsdale, AZ [38060]	5	4	1.7%
San Francisco-Oakland-Fremont, CA [41860]	5	4	1.7%
Tulsa, OK [46140]	5	3	1.7%
Charlotte-Gastonia-Concord, NC-SC [16740]	5	2	1.7%
Sioux Falls, SD [43620]	5	1	1.7%
Harrisburg-Carlisle, PA [25420]	5	1	1.7%
Providence-New Bedford-Fall River, RI-MA [39300]	4	9	1.4%
Portland-Vancouver-Beaverton, OR-WA [38900]	4	9	1.4%
Riverside-San Bernardino-Ontario, CA [40140]	4	3	1.4%
Cleveland-Elyria-Mentor, OH [17460]	4	3	1.4%
Spokane, WA [44060]	3	7	1%
Waco, TX [47380]	3	4	1%
Greenville-Mauldin-Easley, SC [24860]	3	4	1%
Bridgeport-Stamford-Norwalk, CT [14860]	3	3	1%
Boston-Cambridge-Quincy, MA-NH [14460]	3	3	1%
Davenport-Moline-Rock Island, IA-IL [19340]	3	1	1%
Oxnard-Thousand Oaks-Ventura, CA [37100]	3	1	1%
Nashville-Davidson--Murfreesboro--Franklin, TN [34980]	3	1	1%
Minneapolis-St. Paul-Bloomington, MN-WI [33460]	2	5	0.7%
Louisville/Jefferson County, KY-IN [31140]	2	4	0.7%
St. Louis, MO-IL [41180]	2	3	0.7%
Albuquerque, NM [10740]	2	3	0.7%
Hartford-West Hartford-East Hartford, CT [25540]	2	3	0.7%
San Jose-Sunnyvale-Santa Clara, CA [41940]	2	3	0.7%
Vallejo-Fairfield, CA [46700]	2	2	0.7%
Omaha-Council Bluffs, NE-IA [36540]	2	2	0.7%
Lexington-Fayette, KY [30460]	2	2	0.7%
Killeen-Temple-Fort Hood, TX [28660]	2	2	0.7%
Norwich-New London, CT [35980]	2	2	0.7%
Akron, OH [10420]	2	1	0.7%
Palm Bay-Melbourne-Titusville, FL [37340]	2	1	0.7%
Oklahoma City, OK [36420]	2	1	0.7%

> ELECTRICITY: CONDUCTORS AND INSULATORS [174] - {2978} : (197)

Metro Region	Patents	Inventors	% Of Class
San Jose-Sunnyvale-Santa Clara, CA [41940]	209	302	7%
Chicago-Naperville-Joliet, IL-IN-WI [16980]	200	243	6.7%
New York-Northern New Jersey-Long Island, NY-NJ-PA [35620]	183	222	6.1%
Phoenix-Mesa-Scottsdale, AZ [38060]	177	165	5.9%
San Francisco-Oakland-Fremont, CA [41860]	169	206	5.7%
Boston-Cambridge-Quincy, MA-NH [14460]	127	150	4.3%
Atlanta-Sandy Springs-Marietta, GA [12060]	106	123	3.6%
Austin-Round Rock, TX [12420]	100	134	3.4%
Memphis, TN-MS-AR [32820]	97	39	3.3%
Houston-Sugar Land-Baytown, TX [26420]	75	115	2.5%
Minneapolis-St. Paul-Bloomington, MN-WI [33460]	72	85	2.4%
Scranton--Wilkes-Barre, PA [42540]	68	2	2.3%
Dallas-Fort Worth-Arlington, TX [19100]	66	79	2.2%
New Haven-Milford, CT [35300]	62	32	2.1%
Binghamton, NY [13780]	61	72	2%
Philadelphia-Camden-Wilmington, PA-NJ-DE-MD [37980]	60	72	2%

Portland-Vancouver-Beaverton, OR-WA [38900]	59	107	2%
Detroit-Warren-Livonia, MI [19820]	57	82	1.9%
Raleigh-Cary, NC [39580]	55	86	1.8%
Worcester, MA [49340]	55	50	1.8%
Cincinnati-Middletown, OH-KY-IN [17140]	55	47	1.8%
Providence-New Bedford-Fall River, RI-MA [39300]	54	60	1.8%
Bridgeport-Stamford-Norwalk, CT [14860]	53	26	1.8%
San Diego-Carlsbad-San Marcos, CA [41740]	52	71	1.7%
Durham, NC [20500]	51	75	1.7%
Seattle-Tacoma-Bellevue, WA [42660]	50	67	1.7%
Cleveland-Elyria-Mentor, OH [17460]	44	43	1.5%
Hartford-West Hartford-East Hartford, CT [25540]	43	43	1.4%
Oxnard-Thousand Oaks-Ventura, CA [37100]	42	43	1.4%
Syracuse, NY [45060]	37	33	1.2%
Hickory-Lenoir-Morganton, NC [25860]	34	48	1.1%
Albany-Schenectady-Troy, NY [10580]	34	42	1.1%
Boulder, CO [14500]	33	36	1.1%
Riverside-San Bernardino-Ontario, CA [40140]	33	25	1.1%
Ann Arbor, MI [11460]	32	41	1.1%
Rochester, MN [40340]	31	51	1%
Boise City-Nampa, ID [14260]	31	43	1%
Denver-Aurora, CO [19740]	31	26	1%
Akron, OH [10420]	29	28	1%
Rochester, NY [40380]	28	36	0.9%
Miami-Fort Lauderdale-Pompano Beach, FL [33100]	28	21	0.9%
Las Vegas-Paradise, NV [29820]	27	11	0.9%
Sacramento--Arden-Arcade--Roseville, CA [40900]	26	34	0.9%
Milwaukee-Waukesha-West Allis, WI [33340]	25	42	0.8%
Manchester-Nashua, NH [31700]	25	26	0.8%
Indianapolis-Carmel, IN [26900]	24	26	0.8%
Santa Cruz-Watsonville, CA [42100]	23	21	0.8%
South Bend-Mishawaka, IN-MI [43780]	23	11	0.8%
Allentown-Bethlehem-Easton, PA-NJ [10900]	22	27	0.7%
Greeley, CO [24540]	21	36	0.7%
Orlando-Kissimmee, FL [36740]	21	29	0.7%
Pittsburgh, PA [38300]	20	26	0.7%
Columbus, OH [18140]	19	31	0.6%
Lancaster, PA [29540]	19	20	0.6%
Elkhart-Goshen, IN [21140]	19	8	0.6%
Fort Collins-Loveland, CO [22660]	18	33	0.6%
Harrisburg-Carlisle, PA [25420]	18	28	0.6%
Norwich-New London, CT [35980]	18	8	0.6%
Youngstown-Warren-Boardman, OH-PA [49660]	17	32	0.6%
Baltimore-Towson, MD [12580]	17	24	0.6%
Fort Wayne, IN [23060]	17	16	0.6%
Winston-Salem, NC [49180]	16	20	0.5%
Washington-Arlington-Alexandria, DC-VA-MD-WV [47900]	16	19	0.5%
Reno-Sparks, NV [39900]	16	15	0.5%
Palm Bay-Melbourne-Titusville, FL [37340]	15	25	0.5%
Charlotte-Gastonia-Concord, NC-SC [16740]	15	18	0.5%
St. Louis, MO-IL [41180]	15	10	0.5%
Greensboro-High Point, NC [24660]	14	19	0.5%
Nashville-Davidson--Murfreesboro--Franklin, TN [34980]	14	18	0.5%
Salt Lake City, UT [41620]	14	13	0.5%
Niles-Benton Harbor, MI [35660]	14	3	0.5%
Santa Rosa-Petaluma, CA [42220]	13	18	0.4%
Tampa-St. Petersburg-Clearwater, FL [45300]	13	15	0.4%
York-Hanover, PA [49620]	13	14	0.4%
Greenville-Mauldin-Easley, SC [24860]	12	15	0.4%
Modesto, CA [33700]	11	12	0.4%
Kansas City, MO-KS [28140]	10	15	0.3%
Lexington-Fayette, KY [30460]	10	8	0.3%
Tulsa, OK [46140]	9	13	0.3%
Richmond, VA [40060]	9	11	0.3%
Omaha-Council Bluffs, NE-IA [36540]	9	9	0.3%

Reading, PA [39740]	9	8	0.3%
Tucson, AZ [46060]	9	8	0.3%
Kingsport-Bristol-Bristol, TN-VA [28700]	9	6	0.3%
Provo-Orem, UT [39340]	8	16	0.3%
Knoxville, TN [28940]	8	11	0.3%
Burlington-South Burlington, VT [15540]	8	9	0.3%
Spartanburg, SC [43900]	8	9	0.3%
Flint, MI [22420]	8	9	0.3%
Buffalo-Niagara Falls, NY [15380]	7	16	0.2%
Toledo, OH [45780]	7	10	0.2%
Madison, WI [31540]	7	10	0.2%
Columbia, SC [17900]	7	9	0.2%
Racine, WI [39540]	7	8	0.2%
El Paso, TX [21340]	7	6	0.2%
Las Cruces, NM [29740]	7	6	0.2%
Dayton, OH [19380]	7	6	0.2%
Fresno, CA [23420]	7	5	0.2%
San Antonio, TX [41700]	6	10	0.2%
Jacksonville, FL [27260]	6	10	0.2%
Birmingham-Hoover, AL [13820]	6	9	0.2%
Cedar Rapids, IA [16300]	6	9	0.2%
Little Rock-North Little Rock-Conway, AR [30780]	6	9	0.2%
Iowa City, IA [26980]	6	8	0.2%
Cape Coral-Fort Myers, FL [15980]	6	6	0.2%
Albuquerque, NM [10740]	5	15	0.2%
Bloomington, IN [14020]	5	8	0.2%
Oklahoma City, OK [36420]	5	7	0.2%
Wichita, KS [48620]	5	6	0.2%
Salinas, CA [41500]	5	5	0.2%
Canton-Massillon, OH [15940]	5	4	0.2%
Anchorage, AK [11260]	5	4	0.2%
Port St. Lucie, FL [38940]	5	3	0.2%
Asheville, NC [11700]	4	8	0.1%
Laredo, TX [29700]	4	7	0.1%
Virginia Beach-Norfolk-Newport News, VA-NC [47260]	4	5	0.1%
San Luis Obispo-Paso Robles, CA [42020]	4	5	0.1%
Peoria, IL [37900]	4	5	0.1%
Fargo, ND-MN [22020]	4	4	0.1%
Stockton, CA [44700]	4	4	0.1%
Trenton-Ewing, NJ [45940]	4	3	0.1%
Huntsville, AL [26620]	4	3	0.1%
Yuba City, CA [49700]	4	3	0.1%
Rockford, IL [40420]	4	3	0.1%
Bremerton-Silverdale, WA [14740]	4	2	0.1%
Utica-Rome, NY [46540]	4	2	0.1%
Barnstable Town, MA [12700]	4	2	0.1%
Tallahassee, FL [45220]	3	8	0.1%
Springfield, MA [44140]	3	6	0.1%
Naples-Marco Island, FL [34940]	3	5	0.1%
Spokane, WA [44060]	3	4	0.1%
Eau Claire, WI [20740]	3	4	0.1%
Grand Rapids-Wyoming, MI [24340]	3	4	0.1%
Blacksburg-Christiansburg-Radford, VA [13980]	3	3	0.1%
Kingston, NY [28740]	3	3	0.1%
New Orleans-Metairie-Kenner, LA [35380]	3	3	0.1%
Charlottesville, VA [16820]	3	3	0.1%
Des Moines-West Des Moines, IA [19780]	3	3	0.1%
Springfield, MO [44180]	3	3	0.1%
Pensacola-Ferry Pass-Brent, FL [37860]	3	2	0.1%
Kalamazoo-Portage, MI [28020]	3	2	0.1%
Bellingham, WA [13380]	3	2	0.1%
Salem, OR [41420]	3	2	0.1%
Janesville, WI [27500]	3	2	0.1%
Lakeland, FL [29460]	3	1	0.1%
Fayetteville, NC [22180]	3	1	0.1%

Punta Gorda, FL [39460]	3	1	0.1%
Louisville/Jefferson County, KY-IN [31140]	2	8	0.1%
Fayetteville-Springdale-Rogers, AR-MO [22220]	2	6	0.1%
Portland-South Portland-Biddeford, ME [38860]	2	3	0.1%
Evansville, IN-KY [21780]	2	3	0.1%
Gainesville, FL [23540]	2	2	0.1%
Deltona-Daytona Beach-Ormond Beach, FL [19660]	2	2	0.1%
Prescott, AZ [39140]	2	2	0.1%
Burlington, NC [15500]	2	2	0.1%
Saginaw-Saginaw Township North, MI [40980]	2	2	0.1%
St. Cloud, MN [41060]	2	2	0.1%
Appleton, WI [11540]	2	2	0.1%
Baton Rouge, LA [12940]	2	2	0.1%
Oshkosh-Neenah, WI [36780]	2	2	0.1%
Johnson City, TN [27740]	2	2	0.1%
Roanoke, VA [40220]	2	2	0.1%
Visalia-Porterville, CA [47300]	2	1	0.1%
Montgomery, AL [33860]	2	1	0.1%
Ogden-Clearfield, UT [36260]	2	1	0.1%
Duluth, MN-WI [20260]	2	1	0.1%

> BORING OR PENETRATING THE EARTH [175] - {1944} : (127)

Metro Region	Patents	Inventors	% Of Class
Houston-Sugar Land-Baytown, TX [26420]	1107	1105	56.9%
Provo-Orem, UT [39340]	252	118	13%
Salt Lake City, UT [41620]	117	45	6%
Dallas-Fort Worth-Arlington, TX [19100]	110	95	5.7%
Lafayette, LA [29180]	71	56	3.7%
Seattle-Tacoma-Bellevue, WA [42660]	50	31	2.6%
Austin-Round Rock, TX [12420]	36	24	1.9%
Oklahoma City, OK [36420]	34	23	1.7%
Denver-Aurora, CO [19740]	29	27	1.5%
Tulsa, OK [46140]	27	22	1.4%
Boston-Cambridge-Quincy, MA-NH [14460]	25	22	1.3%
Midland, TX [33260]	18	16	0.9%
Roanoke, VA [40220]	18	9	0.9%
Blacksburg-Christiansburg-Radford, VA [13980]	15	5	0.8%
New Orleans-Metairie-Kenner, LA [35380]	13	7	0.7%
Phoenix-Mesa-Scottsdale, AZ [38060]	12	10	0.6%
Hartford-West Hartford-East Hartford, CT [25540]	12	6	0.6%
San Francisco-Oakland-Fremont, CA [41860]	11	10	0.6%
Albuquerque, NM [10740]	11	3	0.6%
New York-Northern New Jersey-Long Island, NY-NJ-PA [35620]	10	15	0.5%
Pittsburgh, PA [38300]	9	11	0.5%
Chicago-Naperville-Joliet, IL-IN-WI [16980]	9	11	0.5%
Anchorage, AK [11260]	9	10	0.5%
Canton-Massillon, OH [15940]	9	4	0.5%
Minneapolis-St. Paul-Bloomington, MN-WI [33460]	9	3	0.5%
Cleveland-Elyria-Mentor, OH [17460]	8	10	0.4%
San Antonio, TX [41700]	8	10	0.4%
Philadelphia-Camden-Wilmington, PA-NJ-DE-MD [37980]	8	8	0.4%
Huntington-Ashland, WV-KY-OH [26580]	8	6	0.4%
Huntsville, AL [26620]	8	5	0.4%
Kingsport-Bristol-Bristol, TN-VA [28700]	8	4	0.4%
Laredo, TX [29700]	7	9	0.4%
Bridgeport-Stamford-Norwalk, CT [14860]	7	7	0.4%
Bakersfield, CA [12540]	7	7	0.4%
San Jose-Sunnyvale-Santa Clara, CA [41940]	7	6	0.4%
New Haven-Milford, CT [35300]	7	6	0.4%
Fort Smith, AR-OK [22900]	7	6	0.4%
Charleston, WV [16620]	7	3	0.4%

Fayetteville-Springdale-Rogers, AR-MO [22220]	6	8	0.3%
Columbus, OH [18140]	6	7	0.3%
San Luis Obispo-Paso Robles, CA [42020]	6	7	0.3%
Tyler, TX [46340]	6	5	0.3%
Milwaukee-Waukesha-West Allis, WI [33340]	6	5	0.3%
College Station-Bryan, TX [17780]	6	4	0.3%
Baltimore-Towson, MD [12580]	5	6	0.3%
Corpus Christi, TX [18580]	5	5	0.3%
Providence-New Bedford-Fall River, RI-MA [39300]	5	4	0.3%
Bremerton-Silverdale, WA [14740]	5	2	0.3%
Ogden-Clearfield, UT [36260]	5	2	0.3%
Washington-Arlington-Alexandria, DC-VA-MD-WV [47900]	4	11	0.2%
Scranton--Wilkes-Barre, PA [42540]	4	5	0.2%
Syracuse, NY [45060]	4	4	0.2%
St. Louis, MO-IL [41180]	4	4	0.2%
Lake Charles, LA [29340]	4	4	0.2%
Boulder, CO [14500]	4	4	0.2%
Modesto, CA [33700]	4	3	0.2%
Riverside-San Bernardino-Ontario, CA [40140]	4	3	0.2%
Shreveport-Bossier City, LA [43340]	4	3	0.2%
Indianapolis-Carmel, IN [26900]	4	3	0.2%
Kansas City, MO-KS [28140]	4	3	0.2%
Longview, TX [30980]	4	3	0.2%
Bowling Green, KY [14540]	4	2	0.2%
Monroe, LA [33740]	4	2	0.2%
Detroit-Warren-Livonia, MI [19820]	3	6	0.2%
Des Moines-West Des Moines, IA [19780]	3	4	0.2%
Eugene-Springfield, OR [21660]	3	3	0.2%
Sacramento--Arden-Arcade--Roseville, CA [40900]	3	3	0.2%
Green Bay, WI [24580]	3	3	0.2%
Houma-Bayou Cane-Thibodaux, LA [26380]	3	3	0.2%
Greeley, CO [24540]	3	3	0.2%
Columbia, MO [17860]	3	2	0.2%
Evansville, IN-KY [21780]	3	2	0.2%
Cincinnati-Middletown, OH-KY-IN [17140]	3	1	0.2%
Cape Coral-Fort Myers, FL [15980]	3	1	0.2%
Naples-Marco Island, FL [34940]	3	1	0.2%
Knoxville, TN [28940]	2	4	0.1%
Allentown-Bethlehem-Easton, PA-NJ [10900]	2	4	0.1%
Ann Arbor, MI [11460]	2	3	0.1%
Appleton, WI [11540]	2	2	0.1%
Nashville-Davidson--Murfreesboro--Franklin, TN [34980]	2	2	0.1%
Chattanooga, TN-GA [16860]	2	2	0.1%
Atlanta-Sandy Springs-Marietta, GA [12060]	2	2	0.1%
Richmond, VA [40060]	2	2	0.1%
Worcester, MA [49340]	2	2	0.1%
Toledo, OH [45780]	2	2	0.1%
Gainesville, FL [23540]	2	2	0.1%
Miami-Fort Lauderdale-Pompano Beach, FL [33100]	2	2	0.1%
Tampa-St. Petersburg-Clearwater, FL [45300]	2	2	0.1%
Colorado Springs, CO [17820]	2	1	0.1%

> WEIGHING SCALES [177] - {234} : (98)

Metro Region	Patents	Inventors	% Of Class
New York-Northern New Jersey-Long Island, NY-NJ-PA [35620]	21	26	9%
Chicago-Naperville-Joliet, IL-IN-WI [16980]	14	28	6%
Columbus, OH [18140]	13	13	5.6%
Seattle-Tacoma-Bellevue, WA [42660]	13	9	5.6%
Atlanta-Sandy Springs-Marietta, GA [12060]	11	16	4.7%
New Haven-Milford, CT [35300]	11	8	4.7%
Detroit-Warren-Livonia, MI [19820]	10	16	4.3%



Cleveland-Elyria-Mentor, OH [17460]	9	12	3.8%
Bridgeport-Stamford-Norwalk, CT [14860]	9	9	3.8%
Cincinnati-Middletown, OH-KY-IN [17140]	8	9	3.4%
Dayton, OH [19380]	7	10	3%
Miami-Fort Lauderdale-Pompano Beach, FL [33100]	7	8	3%
Philadelphia-Camden-Wilmington, PA-NJ-DE-MD [37980]	6	8	2.6%
Akron, OH [10420]	6	5	2.6%
Boston-Cambridge-Quincy, MA-NH [14460]	5	7	2.1%
Knoxville, TN [28940]	4	8	1.7%
Minneapolis-St. Paul-Bloomington, MN-WI [33460]	4	7	1.7%
San Francisco-Oakland-Fremont, CA [41860]	4	5	1.7%
Worcester, MA [49340]	4	5	1.7%
Indianapolis-Carmel, IN [26900]	4	3	1.7%
Austin-Round Rock, TX [12420]	3	7	1.3%
Providence-New Bedford-Fall River, RI-MA [39300]	3	6	1.3%
Portland-Vancouver-Beaverton, OR-WA [38900]	3	5	1.3%
Oxnard-Thousand Oaks-Ventura, CA [37100]	3	4	1.3%
Charlotte-Gastonia-Concord, NC-SC [16740]	3	4	1.3%
Palm Bay-Melbourne-Titusville, FL [37340]	3	3	1.3%
Dallas-Fort Worth-Arlington, TX [19100]	3	3	1.3%
Orlando-Kissimmee, FL [36740]	3	3	1.3%
Fort Smith, AR-OK [22900]	3	2	1.3%
Milwaukee-Waukesha-West Allis, WI [33340]	3	2	1.3%
Santa Rosa-Petaluma, CA [42220]	3	2	1.3%
San Jose-Sunnyvale-Santa Clara, CA [41940]	2	5	0.9%
Houston-Sugar Land-Baytown, TX [26420]	2	4	0.9%
Lancaster, PA [29540]	2	3	0.9%
Allentown-Bethlehem-Easton, PA-NJ [10900]	2	3	0.9%
Denver-Aurora, CO [19740]	2	3	0.9%
Peoria, IL [37900]	2	3	0.9%
Rochester, NY [40380]	2	2	0.9%
Memphis, TN-MS-AR [32820]	2	2	0.9%
Boulder, CO [14500]	2	2	0.9%
Elkhart-Goshen, IN [21140]	2	2	0.9%
Tyler, TX [46340]	2	2	0.9%
Hartford-West Hartford-East Hartford, CT [25540]	2	2	0.9%
Durham, NC [20500]	2	2	0.9%
Oklahoma City, OK [36420]	2	2	0.9%
Columbus, GA-AL [17980]	2	2	0.9%
Janesville, WI [27500]	2	2	0.9%
South Bend-Mishawaka, IN-MI [43780]	2	2	0.9%
Raleigh-Cary, NC [39580]	2	2	0.9%
Ann Arbor, MI [11460]	2	2	0.9%
Spartanburg, SC [43900]	2	2	0.9%
Burlington-South Burlington, VT [15540]	2	1	0.9%
Trenton-Ewing, NJ [45940]	2	1	0.9%
Las Cruces, NM [29740]	2	1	0.9%
Richmond, VA [40060]	2	1	0.9%

> TELEGRAPHY [178] - {33} : (14)

Metro Region	Patents	Inventors	% Of Class
San Jose-Sunnyvale-Santa Clara, CA [41940]	15	15	45.5%
San Francisco-Oakland-Fremont, CA [41860]	12	17	36.4%
Phoenix-Mesa-Scottsdale, AZ [38060]	3	3	9.1%
Portland-Vancouver-Beaverton, OR-WA [38900]	2	3	6.1%
Atlanta-Sandy Springs-Marietta, GA [12060]	2	3	6.1%

> MOTOR VEHICLES [180] - {2183} : (204)

Metro Region	Patents	Inventors	% Of Class
Detroit-Warren-Livonia, MI [19820]	513	664	23.5%
Ann Arbor, MI [11460]	208	190	9.5%
Minneapolis-St. Paul-Bloomington, MN-WI [33460]	101	132	4.6%
Columbus, OH [18140]	86	101	3.9%
Boston-Cambridge-Quincy, MA-NH [14460]	75	90	3.4%
Peoria, IL [37900]	73	128	3.3%
Indianapolis-Carmel, IN [26900]	73	59	3.3%
Chicago-Naperville-Joliet, IL-IN-WI [16980]	64	91	2.9%
Milwaukee-Waukesha-West Allis, WI [33340]	57	98	2.6%
Flint, MI [22420]	52	35	2.4%
San Francisco-Oakland-Fremont, CA [41860]	45	44	2.1%
New York-Northern New Jersey-Long Island, NY-NJ-PA [35620]	43	41	2%
Cleveland-Elyria-Mentor, OH [17460]	43	31	2%
Atlanta-Sandy Springs-Marietta, GA [12060]	40	28	1.8%
San Jose-Sunnyvale-Santa Clara, CA [41940]	39	40	1.8%
Portland-Vancouver-Beaverton, OR-WA [38900]	38	39	1.7%
Houston-Sugar Land-Baytown, TX [26420]	36	24	1.6%
Denver-Aurora, CO [19740]	35	29	1.6%
Cincinnati-Middletown, OH-KY-IN [17140]	34	36	1.6%
Seattle-Tacoma-Bellevue, WA [42660]	33	57	1.5%
Fargo, ND-MN [22020]	33	37	1.5%
San Diego-Carlsbad-San Marcos, CA [41740]	33	34	1.5%
Washington-Arlington-Alexandria, DC-VA-MD-WV [47900]	33	31	1.5%
Raleigh-Cary, NC [39580]	32	45	1.5%
Durham, NC [20500]	31	37	1.4%
Fort Wayne, IN [23060]	30	35	1.4%
Dallas-Fort Worth-Arlington, TX [19100]	28	24	1.3%
Saginaw-Saginaw Township North, MI [40980]	27	34	1.2%
Akron, OH [10420]	27	16	1.2%
Philadelphia-Camden-Wilmington, PA-NJ-DE-MD [37980]	25	31	1.1%
Manchester-Nashua, NH [31700]	24	31	1.1%
Davenport-Moline-Rock Island, IA-IL [19340]	22	27	1%
Charlotte-Gastonia-Concord, NC-SC [16740]	21	34	1%
Appleton, WI [11540]	21	18	1%
Waterloo-Cedar Falls, IA [47940]	20	41	0.9%
Oshkosh-Neenah, WI [36780]	19	23	0.9%
Buffalo-Niagara Falls, NY [15380]	19	18	0.9%
Lancaster, PA [29540]	19	17	0.9%
Augusta-Richmond County, GA-SC [12260]	18	28	0.8%
Miami-Fort Lauderdale-Pompano Beach, FL [33100]	18	20	0.8%
Dayton, OH [19380]	18	19	0.8%
Omaha-Council Bluffs, NE-IA [36540]	18	17	0.8%
Scranton--Wilkes-Barre, PA [42540]	18	10	0.8%
Phoenix-Mesa-Scottsdale, AZ [38060]	17	23	0.8%
Riverside-San Bernardino-Ontario, CA [40140]	17	17	0.8%
Toledo, OH [45780]	17	15	0.8%
Lincoln, NE [30700]	17	15	0.8%
Madison, WI [31540]	17	12	0.8%
Grand Rapids-Wyoming, MI [24340]	16	16	0.7%
Racine, WI [39540]	16	15	0.7%
Pittsburgh, PA [38300]	14	17	0.6%
Kalamazoo-Portage, MI [28020]	13	19	0.6%
Lansing-East Lansing, MI [29620]	13	15	0.6%
Binghamton, NY [13780]	13	14	0.6%
Syracuse, NY [45060]	13	12	0.6%
Austin-Round Rock, TX [12420]	13	11	0.6%
Salt Lake City, UT [41620]	12	16	0.5%
Tampa-St. Petersburg-Clearwater, FL [45300]	12	16	0.5%
San Luis Obispo-Paso Robles, CA [42020]	12	8	0.5%
Des Moines-West Des Moines, IA [19780]	10	15	0.5%
Nashville-Davidson--Murfreesboro--Franklin, TN [34980]	10	11	0.5%
Provo-Orem, UT [39340]	10	9	0.5%
Hartford-West Hartford-East Hartford, CT [25540]	10	8	0.5%

Knoxville, TN [28940]	10	8	0.5%
Kansas City, MO-KS [28140]	9	14	0.4%
Oxnard-Thousand Oaks-Ventura, CA [37100]	9	10	0.4%
Green Bay, WI [24580]	9	10	0.4%
Greensboro-High Point, NC [24660]	9	9	0.4%
Boulder, CO [14500]	9	9	0.4%
Rochester, NY [40380]	9	8	0.4%
Albany-Schenectady-Troy, NY [10580]	9	7	0.4%
Canton-Massillon, OH [15940]	8	9	0.4%
Hagerstown-Martinsburg, MD-WV [25180]	8	6	0.4%
Wichita, KS [48620]	7	10	0.3%
Allentown-Bethlehem-Easton, PA-NJ [10900]	7	8	0.3%
Louisville/Jefferson County, KY-IN [31140]	7	8	0.3%
Jackson, MI [27100]	7	7	0.3%
Clarksville, TN-KY [17300]	7	7	0.3%
Santa Cruz-Watsonville, CA [42100]	7	6	0.3%
Boise City-Nampa, ID [14260]	7	5	0.3%
Albuquerque, NM [10740]	6	10	0.3%
Springfield, MO [44180]	6	8	0.3%
St. Louis, MO-IL [41180]	6	6	0.3%
Virginia Beach-Norfolk-Newport News, VA-NC [47260]	6	6	0.3%
Greeley, CO [24540]	6	6	0.3%
Erie, PA [21500]	6	5	0.3%
San Antonio, TX [41700]	6	5	0.3%
Las Vegas-Paradise, NV [29820]	6	4	0.3%
Salisbury, MD [41540]	6	2	0.3%
Palm Bay-Melbourne-Titusville, FL [37340]	5	8	0.2%
Baltimore-Towson, MD [12580]	5	7	0.2%
Sacramento--Arden-Arcade--Roseville, CA [40900]	5	7	0.2%
Greenville, NC [24780]	5	6	0.2%
Lexington-Fayette, KY [30460]	5	6	0.2%
Rockford, IL [40420]	5	6	0.2%
Worcester, MA [49340]	5	5	0.2%
Fort Collins-Loveland, CO [22660]	5	5	0.2%
Youngstown-Warren-Boardman, OH-PA [49660]	5	4	0.2%
Orlando-Kissimmee, FL [36740]	5	4	0.2%
Trenton-Ewing, NJ [45940]	5	4	0.2%
Pensacola-Ferry Pass-Brent, FL [37860]	5	4	0.2%
Burlington, NC [15500]	5	4	0.2%
Oklahoma City, OK [36420]	5	3	0.2%
Johnson City, TN [27740]	5	2	0.2%
Greenville-Mauldin-Easley, SC [24860]	5	1	0.2%
Medford, OR [32780]	4	8	0.2%
Tulsa, OK [46140]	4	6	0.2%
Kingsport-Bristol-Bristol, TN-VA [28700]	4	5	0.2%
Utica-Rome, NY [46540]	4	5	0.2%
Chattanooga, TN-GA [16860]	4	5	0.2%
Ogden-Clearfield, UT [36260]	4	4	0.2%
Richmond, VA [40060]	4	4	0.2%
Harrisburg-Carlisle, PA [25420]	4	4	0.2%
New Haven-Milford, CT [35300]	4	4	0.2%
Huntsville, AL [26620]	4	3	0.2%
Salem, OR [41420]	4	3	0.2%
York-Hanover, PA [49620]	4	3	0.2%
Hickory-Lenoir-Morganton, NC [25860]	4	3	0.2%
Modesto, CA [33700]	4	3	0.2%
Champaign-Urbana, IL [16580]	4	3	0.2%
Charlottesville, VA [16820]	4	2	0.2%
Muskegon-Norton Shores, MI [34740]	4	2	0.2%
Tyler, TX [46340]	3	6	0.1%
Springfield, IL [44100]	3	4	0.1%
Port St. Lucie, FL [38940]	3	4	0.1%
Reno-Sparks, NV [39900]	3	3	0.1%
Santa Rosa-Petaluma, CA [42220]	3	3	0.1%
New Orleans-Metairie-Kenner, LA [35380]	3	3	0.1%

Reading, PA [39740]	3	3	0.1%
Kingston, NY [28740]	3	3	0.1%
Eugene-Springfield, OR [21660]	3	3	0.1%
Brownsville-Harlingen, TX [15180]	3	2	0.1%
Sioux Falls, SD [43620]	3	2	0.1%
Bridgeport-Stamford-Norwalk, CT [14860]	3	2	0.1%
Cape Coral-Fort Myers, FL [15980]	3	2	0.1%
El Paso, TX [21340]	3	2	0.1%
Las Cruces, NM [29740]	3	2	0.1%
Jacksonville, FL [27260]	3	2	0.1%
Lake Havasu City-Kingman, AZ [29420]	3	1	0.1%
Longview, TX [30980]	2	8	0.1%
Bakersfield, CA [12540]	2	4	0.1%
Spartanburg, SC [43900]	2	3	0.1%
Tuscaloosa, AL [46220]	2	3	0.1%
Duluth, MN-WI [20260]	2	3	0.1%
Birmingham-Hoover, AL [13820]	2	3	0.1%
Evansville, IN-KY [21780]	2	3	0.1%
Providence-New Bedford-Fall River, RI-MA [39300]	2	3	0.1%
Colorado Springs, CO [17820]	2	3	0.1%
Bloomington, IN [14020]	2	2	0.1%
Montgomery, AL [33860]	2	2	0.1%
Savannah, GA [42340]	2	2	0.1%
Athens-Clarke County, GA [12020]	2	2	0.1%
Springfield, MA [44140]	2	2	0.1%
Lake Charles, LA [29340]	2	2	0.1%
Yuba City, CA [49700]	2	2	0.1%
Bend, OR [13460]	2	2	0.1%
Bellingham, WA [13380]	2	2	0.1%
South Bend-Mishawaka, IN-MI [43780]	2	2	0.1%
Ocala, FL [36100]	2	2	0.1%
Tucson, AZ [46060]	2	2	0.1%
Janesville, WI [27500]	2	2	0.1%
Panama City-Lynn Haven, FL [37460]	2	2	0.1%
Fayetteville-Springdale-Rogers, AR-MO [22220]	2	1	0.1%
Rochester, MN [40340]	2	1	0.1%
Gainesville, GA [23580]	2	1	0.1%
St. Cloud, MN [41060]	2	1	0.1%
Memphis, TN-MS-AR [32820]	2	1	0.1%
Kennewick-Richland-Pasco, WA [28420]	2	1	0.1%
Corpus Christi, TX [18580]	2	1	0.1%

> ACOUSTICS [181] - {766} : (151)

Metro Region	Patents	Inventors	% Of Class
Detroit-Warren-Livonia, MI [19820]	68	97	8.9%
Houston-Sugar Land-Baytown, TX [26420]	51	85	6.7%
New York-Northern New Jersey-Long Island, NY-NJ-PA [35620]	36	41	4.7%
Boston-Cambridge-Quincy, MA-NH [14460]	36	33	4.7%
Phoenix-Mesa-Scottsdale, AZ [38060]	34	29	4.4%
Ann Arbor, MI [11460]	33	34	4.3%
Chicago-Naperville-Joliet, IL-IN-WI [16980]	31	55	4%
San Diego-Carlsbad-San Marcos, CA [41740]	31	33	4%
San Francisco-Oakland-Fremont, CA [41860]	26	24	3.4%
Seattle-Tacoma-Bellevue, WA [42660]	25	28	3.3%
Indianapolis-Carmel, IN [26900]	24	32	3.1%
Minneapolis-St. Paul-Bloomington, MN-WI [33460]	24	21	3.1%
Washington-Arlington-Alexandria, DC-VA-MD-WV [47900]	23	22	3%
Raleigh-Cary, NC [39580]	20	11	2.6%
Durham, NC [20500]	20	11	2.6%
Atlanta-Sandy Springs-Marietta, GA [12060]	19	22	2.5%
Cincinnati-Middletown, OH-KY-IN [17140]	18	26	2.3%

Hartford-West Hartford-East Hartford, CT [25540]	13	15	1.7%
Worcester, MA [49340]	12	13	1.6%
Miami-Fort Lauderdale-Pompano Beach, FL [33100]	12	10	1.6%
Orlando-Kissimmee, FL [36740]	11	15	1.4%
Baltimore-Towson, MD [12580]	11	10	1.4%
Salt Lake City, UT [41620]	11	9	1.4%
Philadelphia-Camden-Wilmington, PA-NJ-DE-MD [37980]	10	13	1.3%
Columbus, OH [18140]	10	12	1.3%
Kalamazoo-Portage, MI [28020]	10	10	1.3%
Oxnard-Thousand Oaks-Ventura, CA [37100]	10	10	1.3%
Riverside-San Bernardino-Ontario, CA [40140]	10	9	1.3%
Milwaukee-Waukesha-West Allis, WI [33340]	9	14	1.2%
Austin-Round Rock, TX [12420]	9	12	1.2%
Cleveland-Elyria-Mentor, OH [17460]	9	9	1.2%
Wichita, KS [48620]	8	13	1%
Virginia Beach-Norfolk-Newport News, VA-NC [47260]	8	7	1%
Fort Wayne, IN [23060]	8	3	1%
Portland-Vancouver-Beaverton, OR-WA [38900]	7	12	0.9%
Jackson, MI [27100]	7	7	0.9%
San Jose-Sunnyvale-Santa Clara, CA [41940]	7	7	0.9%
Richmond, VA [40060]	7	6	0.9%
Huntsville, AL [26620]	7	1	0.9%
Dallas-Fort Worth-Arlington, TX [19100]	6	12	0.8%
Kansas City, MO-KS [28140]	6	11	0.8%
Reno-Sparks, NV [39900]	6	8	0.8%
Pittsburgh, PA [38300]	6	7	0.8%
Charlotte-Gastonia-Concord, NC-SC [16740]	6	7	0.8%
Greenville-Mauldin-Easley, SC [24860]	6	6	0.8%
Greensboro-High Point, NC [24660]	6	5	0.8%
Peoria, IL [37900]	5	10	0.7%
Bridgeport-Stamford-Norwalk, CT [14860]	5	9	0.7%
Syracuse, NY [45060]	5	5	0.7%
Flint, MI [22420]	5	5	0.7%
Oshkosh-Neenah, WI [36780]	5	2	0.7%
Madison, WI [31540]	4	7	0.5%
Provo-Orem, UT [39340]	4	7	0.5%
Greeley, CO [24540]	4	7	0.5%
Blacksburg-Christiansburg-Radford, VA [13980]	4	6	0.5%
Bloomington, IN [14020]	4	6	0.5%
Denver-Aurora, CO [19740]	4	4	0.5%
Albany-Schenectady-Troy, NY [10580]	4	4	0.5%
New Haven-Milford, CT [35300]	4	4	0.5%
Tucson, AZ [46060]	4	4	0.5%
Racine, WI [39540]	4	4	0.5%
Tampa-St. Petersburg-Clearwater, FL [45300]	4	3	0.5%
South Bend-Mishawaka, IN-MI [43780]	4	3	0.5%
St. Cloud, MN [41060]	4	2	0.5%
Harrisburg-Carlisle, PA [25420]	4	2	0.5%
Rochester, MN [40340]	3	8	0.4%
Buffalo-Niagara Falls, NY [15380]	3	6	0.4%
Waterloo-Cedar Falls, IA [47940]	3	6	0.4%
Toledo, OH [45780]	3	5	0.4%
Fort Collins-Loveland, CO [22660]	3	5	0.4%
Providence-New Bedford-Fall River, RI-MA [39300]	3	5	0.4%
Niles-Benton Harbor, MI [35660]	3	5	0.4%
Boulder, CO [14500]	3	5	0.4%
Dayton, OH [19380]	3	5	0.4%
Manchester-Nashua, NH [31700]	3	4	0.4%
Lancaster, PA [29540]	3	4	0.4%
Knoxville, TN [28940]	3	3	0.4%
Grand Rapids-Wyoming, MI [24340]	3	3	0.4%
Memphis, TN-MS-AR [32820]	3	3	0.4%
York-Hanover, PA [49620]	3	2	0.4%
Clarksville, TN-KY [17300]	3	2	0.4%
Sacramento--Arden-Arcade--Roseville, CA [40900]	3	2	0.4%

Spartanburg, SC [43900]	3	2	0.4%
Burlington, NC [15500]	3	1	0.4%
New Orleans-Metairie-Kenner, LA [35380]	2	7	0.3%
Santa Cruz-Watsonville, CA [42100]	2	4	0.3%
Albuquerque, NM [10740]	2	4	0.3%
Asheville, NC [11700]	2	3	0.3%
Columbia, SC [17900]	2	3	0.3%
Rochester, NY [40380]	2	3	0.3%
Fayetteville-Springdale-Rogers, AR-MO [22220]	2	3	0.3%
Winston-Salem, NC [49180]	2	3	0.3%
Eau Claire, WI [20740]	2	3	0.3%
Janesville, WI [27500]	2	3	0.3%
State College, PA [44300]	2	3	0.3%
Spokane, WA [44060]	2	2	0.3%
Ogden-Clearfield, UT [36260]	2	2	0.3%
Appleton, WI [11540]	2	2	0.3%
Colorado Springs, CO [17820]	2	2	0.3%
Wilmington, NC [48900]	2	2	0.3%
Amarillo, TX [11100]	2	2	0.3%
Sioux Falls, SD [43620]	2	2	0.3%
Oklahoma City, OK [36420]	2	2	0.3%
Portland-South Portland-Biddeford, ME [38860]	2	2	0.3%
Nashville-Davidson--Murfreesboro--Franklin, TN [34980]	2	2	0.3%
Port St. Lucie, FL [38940]	2	2	0.3%
Springfield, MA [44140]	2	2	0.3%
Akron, OH [10420]	2	2	0.3%
Hagerstown-Martinsburg, MD-WV [25180]	2	1	0.3%
Las Vegas-Paradise, NV [29820]	2	1	0.3%

> FIRE ESCAPE, LADDER, OR SCAFFOLD [182] - {660} : (169)

Metro Region	Patents	Inventors	% Of Class
Youngstown-Warren-Boardman, OH-PA [49660]	49	31	7.4%
Chicago-Naperville-Joliet, IL-IN-WI [16980]	30	42	4.5%
Minneapolis-St. Paul-Bloomington, MN-WI [33460]	27	24	4.1%
Boston-Cambridge-Quincy, MA-NH [14460]	21	24	3.2%
New York-Northern New Jersey-Long Island, NY-NJ-PA [35620]	21	23	3.2%
Philadelphia-Camden-Wilmington, PA-NJ-DE-MD [37980]	20	22	3%
Seattle-Tacoma-Bellevue, WA [42660]	19	17	2.9%
Washington-Arlington-Alexandria, DC-VA-MD-WV [47900]	17	20	2.6%
Detroit-Warren-Livonia, MI [19820]	16	23	2.4%
Cleveland-Elyria-Mentor, OH [17460]	16	8	2.4%
Birmingham-Hoover, AL [13820]	15	12	2.3%
Atlanta-Sandy Springs-Marietta, GA [12060]	15	10	2.3%
Akron, OH [10420]	15	8	2.3%
Pittsburgh, PA [38300]	13	13	2%
Provo-Orem, UT [39340]	12	15	1.8%
Houston-Sugar Land-Baytown, TX [26420]	12	14	1.8%
Florence, SC [22500]	12	12	1.8%
Toledo, OH [45780]	11	6	1.7%
Milwaukee-Waukesha-West Allis, WI [33340]	10	14	1.5%
Indianapolis-Carmel, IN [26900]	10	11	1.5%
Hartford-West Hartford-East Hartford, CT [25540]	10	8	1.5%
Charlotte-Gastonia-Concord, NC-SC [16740]	10	7	1.5%
Tampa-St. Petersburg-Clearwater, FL [45300]	9	8	1.4%
Miami-Fort Lauderdale-Pompano Beach, FL [33100]	8	9	1.2%
Oxnard-Thousand Oaks-Ventura, CA [37100]	8	8	1.2%
Riverside-San Bernardino-Ontario, CA [40140]	8	6	1.2%
Orlando-Kissimmee, FL [36740]	7	9	1.1%
Baltimore-Towson, MD [12580]	7	9	1.1%
Salt Lake City, UT [41620]	7	9	1.1%
St. Louis, MO-IL [41180]	7	7	1.1%

Baton Rouge, LA [12940]	7	7	1.1%
San Antonio, TX [41700]	7	5	1.1%
Lancaster, PA [29540]	6	9	0.9%
Columbus, OH [18140]	6	8	0.9%
San Francisco-Oakland-Fremont, CA [41860]	6	8	0.9%
Louisville/Jefferson County, KY-IN [31140]	6	7	0.9%
Austin-Round Rock, TX [12420]	6	7	0.9%
Oklahoma City, OK [36420]	6	6	0.9%
Durham, NC [20500]	6	6	0.9%
Bremerton-Silverdale, WA [14740]	6	6	0.9%
Flint, MI [22420]	6	5	0.9%
Bridgeport-Stamford-Norwalk, CT [14860]	6	4	0.9%
Cape Coral-Fort Myers, FL [15980]	5	6	0.8%
Peoria, IL [37900]	5	6	0.8%
Syracuse, NY [45060]	5	6	0.8%
Denver-Aurora, CO [19740]	5	5	0.8%
Grand Rapids-Wyoming, MI [24340]	5	5	0.8%
Kansas City, MO-KS [28140]	5	5	0.8%
Racine, WI [39540]	5	4	0.8%
Sacramento--Arden-Arcade--Roseville, CA [40900]	5	4	0.8%
Chico, CA [17020]	5	1	0.8%
Yuba City, CA [49700]	5	1	0.8%
San Diego-Carlsbad-San Marcos, CA [41740]	4	6	0.6%
Tulsa, OK [46140]	4	5	0.6%
Providence-New Bedford-Fall River, RI-MA [39300]	4	4	0.6%
Fargo, ND-MN [22020]	4	4	0.6%
Cincinnati-Middletown, OH-KY-IN [17140]	4	4	0.6%
Lafayette, LA [29180]	4	4	0.6%
Palm Bay-Melbourne-Titusville, FL [37340]	4	4	0.6%
Dallas-Fort Worth-Arlington, TX [19100]	4	4	0.6%
Springfield, MO [44180]	4	3	0.6%
Rochester, MN [40340]	4	3	0.6%
Buffalo-Niagara Falls, NY [15380]	4	3	0.6%
Raleigh-Cary, NC [39580]	4	3	0.6%
Binghamton, NY [13780]	3	5	0.5%
Naples-Marco Island, FL [34940]	3	4	0.5%
Phoenix-Mesa-Scottsdale, AZ [38060]	3	4	0.5%
Atlantic City, NJ [12100]	3	3	0.5%
Nashville-Davidson--Murfreesboro--Franklin, TN [34980]	3	3	0.5%
Scranton--Wilkes-Barre, PA [42540]	3	3	0.5%
Vineland-Millville-Bridgeton, NJ [47220]	3	3	0.5%
Dayton, OH [19380]	3	3	0.5%
Kingsport-Bristol-Bristol, TN-VA [28700]	3	3	0.5%
Allentown-Bethlehem-Easton, PA-NJ [10900]	3	3	0.5%
Laredo, TX [29700]	3	2	0.5%
Portland-South Portland-Biddeford, ME [38860]	3	2	0.5%
Redding, CA [39820]	3	2	0.5%
Fort Smith, AR-OK [22900]	3	2	0.5%
Spokane, WA [44060]	3	2	0.5%
Utica-Rome, NY [46540]	3	2	0.5%
Colorado Springs, CO [17820]	3	1	0.5%
Omaha-Council Bluffs, NE-IA [36540]	2	3	0.3%
Greensboro-High Point, NC [24660]	2	3	0.3%
Reading, PA [39740]	2	3	0.3%
Madison, WI [31540]	2	3	0.3%
Virginia Beach-Norfolk-Newport News, VA-NC [47260]	2	3	0.3%
Roanoke, VA [40220]	2	3	0.3%
Prescott, AZ [39140]	2	2	0.3%
Little Rock-North Little Rock-Conway, AR [30780]	2	2	0.3%
Kalamazoo-Portage, MI [28020]	2	2	0.3%
New Orleans-Metairie-Kenner, LA [35380]	2	2	0.3%
Jacksonville, FL [27260]	2	2	0.3%
Harrisburg-Carlisle, PA [25420]	2	2	0.3%
Shreveport-Bossier City, LA [43340]	2	2	0.3%
Lakeland, FL [29460]	2	2	0.3%

Lexington-Fayette, KY [30460]	2	2	0.3%
Greenville-Mauldin-Easley, SC [24860]	2	2	0.3%
Fresno, CA [23420]	2	2	0.3%
South Bend-Mishawaka, IN-MI [43780]	2	2	0.3%
Augusta-Richmond County, GA-SC [12260]	2	2	0.3%
Myrtle Beach-Conway-North Myrtle Beach, SC [34820]	2	2	0.3%
Lansing-East Lansing, MI [29620]	2	2	0.3%
Charleston-North Charleston, SC [16700]	2	2	0.3%
Sioux Falls, SD [43620]	2	2	0.3%
Appleton, WI [11540]	2	2	0.3%
Winston-Salem, NC [49180]	2	2	0.3%
Richmond, VA [40060]	2	2	0.3%
Albuquerque, NM [10740]	2	2	0.3%
Lincoln, NE [30700]	2	2	0.3%
Des Moines-West Des Moines, IA [19780]	2	2	0.3%
Ogden-Clearfield, UT [36260]	2	2	0.3%
Deltona-Daytona Beach-Ormond Beach, FL [19660]	2	2	0.3%
Elkhart-Goshen, IN [21140]	2	1	0.3%
Davenport-Moline-Rock Island, IA-IL [19340]	2	1	0.3%

> LUBRICATION [184] - {215} : (75)

Metro Region	Patents	Inventors	% Of Class
Detroit-Warren-Livonia, MI [19820]	30	48	14%
Hartford-West Hartford-East Hartford, CT [25540]	25	22	11.6%
Ann Arbor, MI [11460]	20	22	9.3%
Chicago-Naperville-Joliet, IL-IN-WI [16980]	14	16	6.5%
Phoenix-Mesa-Scottsdale, AZ [38060]	10	26	4.7%
Houston-Sugar Land-Baytown, TX [26420]	9	13	4.2%
Dallas-Fort Worth-Arlington, TX [19100]	7	14	3.3%
New Haven-Milford, CT [35300]	7	6	3.3%
Milwaukee-Waukesha-West Allis, WI [33340]	6	10	2.8%
Pittsburgh, PA [38300]	6	8	2.8%
Erie, PA [21500]	6	7	2.8%
Indianapolis-Carmel, IN [26900]	6	7	2.8%
St. Louis, MO-IL [41180]	6	4	2.8%
Norwich-New London, CT [35980]	6	3	2.8%
Fargo, ND-MN [22020]	5	4	2.3%
Buffalo-Niagara Falls, NY [15380]	5	2	2.3%
Greenville-Mauldin-Easley, SC [24860]	4	5	1.9%
Waterloo-Cedar Falls, IA [47940]	4	4	1.9%
Philadelphia-Camden-Wilmington, PA-NJ-DE-MD [37980]	4	4	1.9%
Cincinnati-Middletown, OH-KY-IN [17140]	3	9	1.4%
Cleveland-Elyria-Mentor, OH [17460]	3	8	1.4%
Minneapolis-St. Paul-Bloomington, MN-WI [33460]	3	7	1.4%
San Diego-Carlsbad-San Marcos, CA [41740]	3	5	1.4%
Reading, PA [39740]	3	4	1.4%
Columbus, OH [18140]	3	4	1.4%
Tampa-St. Petersburg-Clearwater, FL [45300]	3	3	1.4%
Seattle-Tacoma-Bellevue, WA [42660]	3	2	1.4%
Providence-New Bedford-Fall River, RI-MA [39300]	3	2	1.4%
Midland, TX [33260]	3	1	1.4%
New York-Northern New Jersey-Long Island, NY-NJ-PA [35620]	3	1	1.4%
Oxnard-Thousand Oaks-Ventura, CA [37100]	2	7	0.9%
Albany-Schenectady-Troy, NY [10580]	2	6	0.9%
Lexington-Fayette, KY [30460]	2	5	0.9%
Birmingham-Hoover, AL [13820]	2	4	0.9%
Fort Wayne, IN [23060]	2	4	0.9%
Boston-Cambridge-Quincy, MA-NH [14460]	2	4	0.9%
Miami-Fort Lauderdale-Pompano Beach, FL [33100]	2	3	0.9%
Sacramento--Arden-Arcade--Roseville, CA [40900]	2	3	0.9%
Akron, OH [10420]	2	3	0.9%



Huntington-Ashland, WV-KY-OH [26580]	2	2	0.9%
San Francisco-Oakland-Fremont, CA [41860]	2	2	0.9%
Lakeland, FL [29460]	2	2	0.9%
Washington-Arlington-Alexandria, DC-VA-MD-WV [47900]	2	2	0.9%
Kalamazoo-Portage, MI [28020]	2	2	0.9%
Flint, MI [22420]	2	2	0.9%
Kansas City, MO-KS [28140]	2	2	0.9%
Bridgeport-Stamford-Norwalk, CT [14860]	2	1	0.9%
Omaha-Council Bluffs, NE-IA [36540]	2	1	0.9%

> MOTORS: SPRING, WEIGHT, OR ANIMAL POWERED [185] - {6} : (10)

Metro Region	Patents	Inventors	% Of Class
San Jose-Sunnyvale-Santa Clara, CA [41940]	2	4	33.3%

> MERCHANDISING [186] - {33} : (26)

Metro Region	Patents	Inventors	% Of Class
Atlanta-Sandy Springs-Marietta, GA [12060]	7	12	21.2%
Durham, NC [20500]	6	14	18.2%
Raleigh-Cary, NC [39580]	6	14	18.2%
Chicago-Naperville-Joliet, IL-IN-WI [16980]	3	5	9.1%
Seattle-Tacoma-Bellevue, WA [42660]	3	3	9.1%
Gainesville, GA [23580]	3	3	9.1%
Las Vegas-Paradise, NV [29820]	3	1	9.1%
Bridgeport-Stamford-Norwalk, CT [14860]	2	2	6.1%
Albany-Schenectady-Troy, NY [10580]	2	1	6.1%

> ELEVATOR, INDUSTRIAL LIFT TRUCK, OR STATIONARY LIFT FOR VEHICLE [187] - {315} : (80)

Metro Region	Patents	Inventors	% Of Class
Hartford-West Hartford-East Hartford, CT [25540]	138	175	43.8%
New York-Northern New Jersey-Long Island, NY-NJ-PA [35620]	30	25	9.5%
San Diego-Carlsbad-San Marcos, CA [41740]	24	16	7.6%
Phoenix-Mesa-Scottsdale, AZ [38060]	13	11	4.1%
New Haven-Milford, CT [35300]	13	10	4.1%
Boston-Cambridge-Quincy, MA-NH [14460]	12	16	3.8%
San Francisco-Oakland-Fremont, CA [41860]	9	9	2.9%
Columbus, OH [18140]	9	8	2.9%
Tucson, AZ [46060]	9	8	2.9%
Binghamton, NY [13780]	8	8	2.5%
Stockton, CA [44700]	8	4	2.5%
Bridgeport-Stamford-Norwalk, CT [14860]	8	3	2.5%
Springfield, MA [44140]	7	6	2.2%
Worcester, MA [49340]	7	3	2.2%
Seattle-Tacoma-Bellevue, WA [42660]	6	10	1.9%
Dallas-Fort Worth-Arlington, TX [19100]	5	4	1.6%
Cincinnati-Middletown, OH-KY-IN [17140]	4	7	1.3%
Atlanta-Sandy Springs-Marietta, GA [12060]	4	6	1.3%
Oxnard-Thousand Oaks-Ventura, CA [37100]	4	4	1.3%
Chicago-Naperville-Joliet, IL-IN-WI [16980]	4	4	1.3%
Memphis, TN-MS-AR [32820]	4	4	1.3%
Dayton, OH [19380]	3	5	1%
Allentown-Bethlehem-Easton, PA-NJ [10900]	3	4	1%
Indianapolis-Carmel, IN [26900]	3	4	1%
Detroit-Warren-Livonia, MI [19820]	3	4	1%

Milwaukee-Waukesha-West Allis, WI [33340]	3	3	1%
Manchester-Nashua, NH [31700]	3	1	1%
Raleigh-Cary, NC [39580]	2	6	0.6%
Durham, NC [20500]	2	6	0.6%
San Jose-Sunnyvale-Santa Clara, CA [41940]	2	5	0.6%
Bloomington, IN [14020]	2	3	0.6%
Cape Coral-Fort Myers, FL [15980]	2	2	0.6%
Washington-Arlington-Alexandria, DC-VA-MD-WV [47900]	2	2	0.6%
Austin-Round Rock, TX [12420]	2	2	0.6%
York-Hanover, PA [49620]	2	2	0.6%
Denver-Aurora, CO [19740]	2	2	0.6%
Norwich-New London, CT [35980]	2	2	0.6%
Baltimore-Towson, MD [12580]	2	2	0.6%
Houston-Sugar Land-Baytown, TX [26420]	2	2	0.6%
Lexington-Fayette, KY [30460]	2	2	0.6%
Minneapolis-St. Paul-Bloomington, MN-WI [33460]	2	2	0.6%
Rockford, IL [40420]	2	2	0.6%
Scranton--Wilkes-Barre, PA [42540]	2	2	0.6%
Modesto, CA [33700]	2	1	0.6%
Tulsa, OK [46140]	2	1	0.6%
Oklahoma City, OK [36420]	2	1	0.6%
Tampa-St. Petersburg-Clearwater, FL [45300]	2	1	0.6%

> BRAKES [188] - {850} : (154)

Metro Region	Patents	Inventors	% Of Class
Detroit-Warren-Livonia, MI [19820]	166	198	19.5%
Chicago-Naperville-Joliet, IL-IN-WI [16980]	64	66	7.5%
Ann Arbor, MI [11460]	61	42	7.2%
Dayton, OH [19380]	49	55	5.8%
South Bend-Mishawaka, IN-MI [43780]	49	54	5.8%
Santa Cruz-Watsonville, CA [42100]	42	17	4.9%
Cleveland-Elyria-Mentor, OH [17460]	29	37	3.4%
Cincinnati-Middletown, OH-KY-IN [17140]	28	23	3.3%
San Jose-Sunnyvale-Santa Clara, CA [41940]	27	13	3.2%
Milwaukee-Waukesha-West Allis, WI [33340]	26	40	3.1%
Kalamazoo-Portage, MI [28020]	25	25	2.9%
Niles-Benton Harbor, MI [35660]	25	16	2.9%
Denver-Aurora, CO [19740]	21	18	2.5%
Raleigh-Cary, NC [39580]	19	21	2.2%
Elkhart-Goshen, IN [21140]	19	20	2.2%
San Diego-Carlsbad-San Marcos, CA [41740]	19	13	2.2%
Durham, NC [20500]	17	22	2%
Washington-Arlington-Alexandria, DC-VA-MD-WV [47900]	17	21	2%
Riverside-San Bernardino-Ontario, CA [40140]	17	18	2%
Phoenix-Mesa-Scottsdale, AZ [38060]	16	29	1.9%
Charlotte-Gastonia-Concord, NC-SC [16740]	14	19	1.6%
Akron, OH [10420]	14	15	1.6%
New York-Northern New Jersey-Long Island, NY-NJ-PA [35620]	13	14	1.5%
Minneapolis-St. Paul-Bloomington, MN-WI [33460]	13	12	1.5%
Grand Rapids-Wyoming, MI [24340]	12	15	1.4%
Columbus, OH [18140]	12	15	1.4%
Seattle-Tacoma-Bellevue, WA [42660]	12	14	1.4%
Greenville-Mauldin-Easley, SC [24860]	12	11	1.4%
Boston-Cambridge-Quincy, MA-NH [14460]	11	16	1.3%
San Francisco-Oakland-Fremont, CA [41860]	11	11	1.3%
Lansing-East Lansing, MI [29620]	11	6	1.3%
Dallas-Fort Worth-Arlington, TX [19100]	10	21	1.2%
Atlanta-Sandy Springs-Marietta, GA [12060]	10	14	1.2%
Flint, MI [22420]	10	8	1.2%
Spartanburg, SC [43900]	10	5	1.2%
Canton-Massillon, OH [15940]	9	13	1.1%

Portland-Vancouver-Beaverton, OR-WA [38900]	9	12	1.1%
Houston-Sugar Land-Baytown, TX [26420]	9	11	1.1%
Racine, WI [39540]	9	6	1.1%
Saginaw-Saginaw Township North, MI [40980]	8	11	0.9%
Baltimore-Towson, MD [12580]	8	7	0.9%
Hartford-West Hartford-East Hartford, CT [25540]	7	8	0.8%
Toledo, OH [45780]	7	7	0.8%
Colorado Springs, CO [17820]	7	6	0.8%
New Haven-Milford, CT [35300]	7	6	0.8%
Fort Wayne, IN [23060]	6	12	0.7%
Peoria, IL [37900]	6	10	0.7%
Buffalo-Niagara Falls, NY [15380]	6	7	0.7%
Nashville-Davidson--Murfreeseboro--Franklin, TN [34980]	6	7	0.7%
Pittsburgh, PA [38300]	6	6	0.7%
Reno-Sparks, NV [39900]	5	12	0.6%
Rockford, IL [40420]	5	8	0.6%
Oxnard-Thousand Oaks-Ventura, CA [37100]	5	8	0.6%
Rochester, NY [40380]	5	7	0.6%
Boulder, CO [14500]	5	7	0.6%
Philadelphia-Camden-Wilmington, PA-NJ-DE-MD [37980]	5	6	0.6%
Augusta-Richmond County, GA-SC [12260]	5	6	0.6%
Greensboro-High Point, NC [24660]	5	5	0.6%
St. Louis, MO-IL [41180]	5	5	0.6%
Omaha-Council Bluffs, NE-IA [36540]	5	5	0.6%
Erie, PA [21500]	5	4	0.6%
Tucson, AZ [46060]	4	7	0.5%
Albuquerque, NM [10740]	4	5	0.5%
Kingsport-Bristol-Bristol, TN-VA [28700]	4	5	0.5%
Lincoln, NE [30700]	4	4	0.5%
Des Moines-West Des Moines, IA [19780]	4	4	0.5%
Reading, PA [39740]	4	4	0.5%
Miami-Fort Lauderdale-Pompano Beach, FL [33100]	4	4	0.5%
Albany-Schenectady-Troy, NY [10580]	4	3	0.5%
Orlando-Kissimmee, FL [36740]	3	8	0.4%
Palm Bay-Melbourne-Titusville, FL [37340]	3	4	0.4%
Indianapolis-Carmel, IN [26900]	3	4	0.4%
Providence-New Bedford-Fall River, RI-MA [39300]	3	3	0.4%
Bakersfield, CA [12540]	3	3	0.4%
Hagerstown-Martinsburg, MD-WV [25180]	3	3	0.4%
Salinas, CA [41500]	3	3	0.4%
Virginia Beach-Norfolk-Newport News, VA-NC [47260]	3	2	0.4%
Columbia, SC [17900]	3	2	0.4%
Sacramento--Arden-Arcade--Roseville, CA [40900]	2	3	0.2%
Lafayette, LA [29180]	2	3	0.2%
Provo-Orem, UT [39340]	2	3	0.2%
Lexington-Fayette, KY [30460]	2	3	0.2%
Winston-Salem, NC [49180]	2	2	0.2%
Birmingham-Hoover, AL [13820]	2	2	0.2%
Jackson, MI [27100]	2	2	0.2%
Waterloo-Cedar Falls, IA [47940]	2	2	0.2%
Scranton--Wilkes-Barre, PA [42540]	2	2	0.2%
Tampa-St. Petersburg-Clearwater, FL [45300]	2	2	0.2%
Stockton, CA [44700]	2	2	0.2%
Santa Rosa-Petaluma, CA [42220]	2	2	0.2%
Johnson City, TN [27740]	2	2	0.2%
Salem, OR [41420]	2	2	0.2%
Huntsville, AL [26620]	2	2	0.2%
Muskegon-Norton Shores, MI [34740]	2	2	0.2%
Laredo, TX [29700]	2	1	0.2%
Utica-Rome, NY [46540]	2	1	0.2%
Roanoke, VA [40220]	2	1	0.2%
Asheville, NC [11700]	2	1	0.2%
Las Vegas-Paradise, NV [29820]	2	1	0.2%
Clarksville, TN-KY [17300]	2	1	0.2%
Springfield, IL [44100]	2	1	0.2%

Blacksburg-Christiansburg-Radford, VA [13980]	2	1	0.2%
Jacksonville, FL [27260]	2	1	0.2%
Richmond, VA [40060]	2	1	0.2%
San Antonio, TX [41700]	2	1	0.2%

> TRUNKS AND HAND-CARRIED LUGGAGE [190] - {148} : (53)

Metro Region	Patents	Inventors	% Of Class
Chicago-Naperville-Joliet, IL-IN-WI [16980]	26	17	17.6%
New York-Northern New Jersey-Long Island, NY-NJ-PA [35620]	22	21	14.9%
Providence-New Bedford-Fall River, RI-MA [39300]	9	5	6.1%
Denver-Aurora, CO [19740]	8	9	5.4%
Miami-Fort Lauderdale-Pompano Beach, FL [33100]	8	6	5.4%
San Francisco-Oakland-Fremont, CA [41860]	7	13	4.7%
Seattle-Tacoma-Bellevue, WA [42660]	6	14	4.1%
Boulder, CO [14500]	4	5	2.7%
Portland-Vancouver-Beaverton, OR-WA [38900]	4	4	2.7%
Dallas-Fort Worth-Arlington, TX [19100]	4	3	2.7%
Detroit-Warren-Livonia, MI [19820]	3	5	2%
Columbus, OH [18140]	3	4	2%
Minneapolis-St. Paul-Bloomington, MN-WI [33460]	3	4	2%
Houston-Sugar Land-Baytown, TX [26420]	3	3	2%
Philadelphia-Camden-Wilmington, PA-NJ-DE-MD [37980]	3	3	2%
Boston-Cambridge-Quincy, MA-NH [14460]	3	3	2%
Riverside-San Bernardino-Ontario, CA [40140]	3	3	2%
Washington-Arlington-Alexandria, DC-VA-MD-WV [47900]	3	3	2%
Hartford-West Hartford-East Hartford, CT [25540]	2	4	1.4%
Fort Collins-Loveland, CO [22660]	2	4	1.4%
Greeley, CO [24540]	2	4	1.4%
Phoenix-Mesa-Scottsdale, AZ [38060]	2	3	1.4%
Richmond, VA [40060]	2	3	1.4%
Tampa-St. Petersburg-Clearwater, FL [45300]	2	2	1.4%
San Antonio, TX [41700]	2	2	1.4%
St. Louis, MO-IL [41180]	2	2	1.4%
Boise City-Nampa, ID [14260]	2	2	1.4%
Laredo, TX [29700]	2	2	1.4%
Scranton--Wilkes-Barre, PA [42540]	2	2	1.4%
Redding, CA [39820]	2	1	1.4%
Bridgeport-Stamford-Norwalk, CT [14860]	2	1	1.4%
Nashville-Davidson--Murfreesboro--Franklin, TN [34980]	2	1	1.4%
Santa Rosa-Petaluma, CA [42220]	2	1	1.4%
Norwich-New London, CT [35980]	2	1	1.4%

> ELECTRICITY: TRANSMISSION TO VEHICLES [191] - {52} : (31)

Metro Region	Patents	Inventors	% Of Class
Boston-Cambridge-Quincy, MA-NH [14460]	8	5	15.4%
Chicago-Naperville-Joliet, IL-IN-WI [16980]	5	8	9.6%
San Jose-Sunnyvale-Santa Clara, CA [41940]	4	5	7.7%
San Francisco-Oakland-Fremont, CA [41860]	4	4	7.7%
Manchester-Nashua, NH [31700]	4	2	7.7%
Hickory-Lenoir-Morganton, NC [25860]	3	5	5.8%
Austin-Round Rock, TX [12420]	3	5	5.8%
Denver-Aurora, CO [19740]	3	3	5.8%
Erie, PA [21500]	3	3	5.8%
Peoria, IL [37900]	2	4	3.8%
Dallas-Fort Worth-Arlington, TX [19100]	2	4	3.8%
Detroit-Warren-Livonia, MI [19820]	2	4	3.8%
Boulder, CO [14500]	2	3	3.8%

Atlanta-Sandy Springs-Marietta, GA [12060]	2	3	3.8%
Akron, OH [10420]	2	2	3.8%
Omaha-Council Bluffs, NE-IA [36540]	2	2	3.8%
Seattle-Tacoma-Bellevue, WA [42660]	2	2	3.8%
Houston-Sugar Land-Baytown, TX [26420]	2	1	3.8%
Cleveland-Elyria-Mentor, OH [17460]	2	1	3.8%

> 192 CLUTCHES AND POWER-STOP CONTROL [192] - {668} : (102)

Metro Region	Patents	Inventors	% Of Class
Detroit-Warren-Livonia, MI [19820]	262	249	39.2%
Ann Arbor, MI [11460]	123	91	18.4%
Cleveland-Elyria-Mentor, OH [17460]	37	30	5.5%
Indianapolis-Carmel, IN [26900]	31	37	4.6%
Fort Wayne, IN [23060]	31	29	4.6%
Chicago-Naperville-Joliet, IL-IN-WI [16980]	29	29	4.3%
Akron, OH [10420]	19	15	2.8%
Canton-Massillon, OH [15940]	19	10	2.8%
Syracuse, NY [45060]	18	13	2.7%
Charlotte-Gastonia-Concord, NC-SC [16740]	17	11	2.5%
Flint, MI [22420]	15	10	2.2%
Kalamazoo-Portage, MI [28020]	14	23	2.1%
Lansing-East Lansing, MI [29620]	14	16	2.1%
Saginaw-Saginaw Township North, MI [40980]	14	14	2.1%
Grand Rapids-Wyoming, MI [24340]	13	17	1.9%
Minneapolis-St. Paul-Bloomington, MN-WI [33460]	13	8	1.9%
Jackson, MI [27100]	12	8	1.8%
Milwaukee-Waukesha-West Allis, WI [33340]	11	9	1.6%
Rockford, IL [40420]	10	8	1.5%
Portland-Vancouver-Beaverton, OR-WA [38900]	9	13	1.3%
Phoenix-Mesa-Scottsdale, AZ [38060]	9	12	1.3%
Denver-Aurora, CO [19740]	9	6	1.3%
Cincinnati-Middletown, OH-KY-IN [17140]	7	8	1%
New York-Northern New Jersey-Long Island, NY-NJ-PA [35620]	7	7	1%
Durham, NC [20500]	7	7	1%
Boulder, CO [14500]	7	4	1%
Waterloo-Cedar Falls, IA [47940]	6	9	0.9%
San Jose-Sunnyvale-Santa Clara, CA [41940]	6	6	0.9%
Boise City-Nampa, ID [14260]	5	12	0.7%
Boston-Cambridge-Quincy, MA-NH [14460]	5	8	0.7%
Albany-Schenectady-Troy, NY [10580]	5	6	0.7%
St. Louis, MO-IL [41180]	5	5	0.7%
Houston-Sugar Land-Baytown, TX [26420]	5	5	0.7%
Janesville, WI [27500]	5	3	0.7%
San Francisco-Oakland-Fremont, CA [41860]	4	7	0.6%
Peoria, IL [37900]	4	6	0.6%
Philadelphia-Camden-Wilmington, PA-NJ-DE-MD [37980]	4	5	0.6%
Burlington, NC [15500]	4	4	0.6%
Dayton, OH [19380]	4	4	0.6%
Atlanta-Sandy Springs-Marietta, GA [12060]	4	2	0.6%
San Diego-Carlsbad-San Marcos, CA [41740]	4	2	0.6%
Columbus, OH [18140]	3	6	0.4%
Tucson, AZ [46060]	3	5	0.4%
Racine, WI [39540]	3	5	0.4%
Bridgeport-Stamford-Norwalk, CT [14860]	3	3	0.4%
Salt Lake City, UT [41620]	3	2	0.4%
Santa Cruz-Watsonville, CA [42100]	3	2	0.4%
Baltimore-Towson, MD [12580]	3	2	0.4%
Burlington-South Burlington, VT [15540]	3	1	0.4%
Bremerton-Silverdale, WA [14740]	3	1	0.4%
Greeley, CO [24540]	3	1	0.4%
Seattle-Tacoma-Bellevue, WA [42660]	3	1	0.4%

Oshkosh-Neenah, WI [36780]	2	5	0.3%
Manchester-Nashua, NH [31700]	2	3	0.3%
Nashville-Davidson--Murfreesboro--Franklin, TN [34980]	2	2	0.3%
Niles-Benton Harbor, MI [35660]	2	2	0.3%
Worcester, MA [49340]	2	2	0.3%
Las Vegas-Paradise, NV [29820]	2	2	0.3%
Riverside-San Bernardino-Ontario, CA [40140]	2	2	0.3%
Tulsa, OK [46140]	2	2	0.3%
Winston-Salem, NC [49180]	2	2	0.3%
Salem, OR [41420]	2	2	0.3%
Utica-Rome, NY [46540]	2	1	0.3%
Asheville, NC [11700]	2	1	0.3%
Colorado Springs, CO [17820]	2	1	0.3%
Washington-Arlington-Alexandria, DC-VA-MD-WV [47900]	2	1	0.3%

> CONVEYORS, CHUTES, SKIDS, GUIDES, AND WAYS [193] - {72} : (52)

Metro Region	Patents	Inventors	% Of Class
Chicago-Naperville-Joliet, IL-IN-WI [16980]	7	13	9.7%
Washington-Arlington-Alexandria, DC-VA-MD-WV [47900]	7	3	9.7%
Philadelphia-Camden-Wilmington, PA-NJ-DE-MD [37980]	6	8	8.3%
Greenville-Mauldin-Easley, SC [24860]	4	6	5.6%
Rochester, MN [40340]	3	6	4.2%
St. Louis, MO-IL [41180]	3	5	4.2%
Oshkosh-Neenah, WI [36780]	3	4	4.2%
Appleton, WI [11540]	3	4	4.2%
Phoenix-Mesa-Scottsdale, AZ [38060]	3	4	4.2%
Nashville-Davidson--Murfreesboro--Franklin, TN [34980]	3	2	4.2%
Detroit-Warren-Livonia, MI [19820]	2	6	2.8%
Durham, NC [20500]	2	6	2.8%
Raleigh-Cary, NC [39580]	2	4	2.8%
Eugene-Springfield, OR [21660]	2	3	2.8%
Dallas-Fort Worth-Arlington, TX [19100]	2	2	2.8%
Burlington, NC [15500]	2	2	2.8%
Cincinnati-Middletown, OH-KY-IN [17140]	2	2	2.8%
Ann Arbor, MI [11460]	2	2	2.8%
Boston-Cambridge-Quincy, MA-NH [14460]	2	1	2.8%
Richmond, VA [40060]	2	1	2.8%

> CHECK-ACTUATED CONTROL MECHANISMS [194] - {172} : (47)

Metro Region	Patents	Inventors	% Of Class
Chicago-Naperville-Joliet, IL-IN-WI [16980]	54	55	31.4%
Philadelphia-Camden-Wilmington, PA-NJ-DE-MD [37980]	27	32	15.7%
Seattle-Tacoma-Bellevue, WA [42660]	12	16	7%
San Diego-Carlsbad-San Marcos, CA [41740]	10	12	5.8%
New York-Northern New Jersey-Long Island, NY-NJ-PA [35620]	10	11	5.8%
Milwaukee-Waukesha-West Allis, WI [33340]	8	5	4.7%
Reno-Sparks, NV [39900]	7	5	4.1%
Las Vegas-Paradise, NV [29820]	6	8	3.5%
Charlotte-Gastonia-Concord, NC-SC [16740]	6	4	3.5%
Reading, PA [39740]	5	3	2.9%
San Francisco-Oakland-Fremont, CA [41860]	4	5	2.3%
Bridgeport-Stamford-Norwalk, CT [14860]	4	4	2.3%
Houston-Sugar Land-Baytown, TX [26420]	3	2	1.7%
Harrisburg-Carlisle, PA [25420]	3	1	1.7%
York-Hanover, PA [49620]	3	1	1.7%
Winston-Salem, NC [49180]	2	5	1.2%
Raleigh-Cary, NC [39580]	2	4	1.2%

Louisville/Jefferson County, KY-IN [31140]	2	3	1.2%
Little Rock-North Little Rock-Conway, AR [30780]	2	3	1.2%
Durham, NC [20500]	2	3	1.2%
Detroit-Warren-Livonia, MI [19820]	2	2	1.2%
Dallas-Fort Worth-Arlington, TX [19100]	2	1	1.2%
Bakersfield, CA [12540]	2	1	1.2%
Cleveland-Elyria-Mentor, OH [17460]	2	1	1.2%
Janesville, WI [27500]	2	1	1.2%

> MINERAL OILS: APPARATUS [196] - {30} : (18)

Metro Region	Patents	Inventors	% Of Class
Houston-Sugar Land-Baytown, TX [26420]	13	29	43.3%
Chicago-Naperville-Joliet, IL-IN-WI [16980]	5	11	16.7%
Salt Lake City, UT [41620]	2	3	6.7%
Philadelphia-Camden-Wilmington, PA-NJ-DE-MD [37980]	2	2	6.7%

> CONVEYORS: POWER-DRIVEN [198] - {1307} : (179)

Metro Region	Patents	Inventors	% Of Class
Grand Rapids-Wyoming, MI [24340]	105	103	8%
Chicago-Naperville-Joliet, IL-IN-WI [16980]	59	78	4.5%
Cincinnati-Middletown, OH-KY-IN [17140]	59	58	4.5%
New Orleans-Metairie-Kenner, LA [35380]	58	51	4.4%
Washington-Arlington-Alexandria, DC-VA-MD-WV [47900]	53	17	4.1%
Philadelphia-Camden-Wilmington, PA-NJ-DE-MD [37980]	48	42	3.7%
Milwaukee-Waukesha-West Allis, WI [33340]	47	30	3.6%
New York-Northern New Jersey-Long Island, NY-NJ-PA [35620]	45	46	3.4%
Baltimore-Towson, MD [12580]	44	20	3.4%
Detroit-Warren-Livonia, MI [19820]	43	64	3.3%
Davenport-Moline-Rock Island, IA-IL [19340]	42	61	3.2%
Minneapolis-St. Paul-Bloomington, MN-WI [33460]	39	33	3%
San Jose-Sunnyvale-Santa Clara, CA [41940]	38	20	2.9%
Dallas-Fort Worth-Arlington, TX [19100]	37	49	2.8%
San Francisco-Oakland-Fremont, CA [41860]	37	26	2.8%
Muskegon-Norton Shores, MI [34740]	33	12	2.5%
Atlanta-Sandy Springs-Marietta, GA [12060]	30	34	2.3%
Hartford-West Hartford-East Hartford, CT [25540]	28	34	2.1%
Portland-Vancouver-Beaverton, OR-WA [38900]	28	27	2.1%
Peoria, IL [37900]	27	19	2.1%
Austin-Round Rock, TX [12420]	27	6	2.1%
Santa Cruz-Watsonville, CA [42100]	25	5	1.9%
Boston-Cambridge-Quincy, MA-NH [14460]	24	28	1.8%
Columbus, OH [18140]	22	18	1.7%
Charlotte-Gastonia-Concord, NC-SC [16740]	20	22	1.5%
Seattle-Tacoma-Bellevue, WA [42660]	18	26	1.4%
Des Moines-West Des Moines, IA [19780]	18	16	1.4%
Greenville-Mauldin-Easley, SC [24860]	18	14	1.4%
Allentown-Bethlehem-Easton, PA-NJ [10900]	17	17	1.3%
Reading, PA [39740]	17	9	1.3%
Rochester, NY [40380]	16	26	1.2%
Pittsburgh, PA [38300]	16	22	1.2%
Denver-Aurora, CO [19740]	15	19	1.1%
Raleigh-Cary, NC [39580]	15	17	1.1%
Ann Arbor, MI [11460]	15	12	1.1%
Durham, NC [20500]	14	16	1.1%
Spartanburg, SC [43900]	14	4	1.1%
Louisville/Jefferson County, KY-IN [31140]	13	12	1%
Binghamton, NY [13780]	12	25	0.9%

Tampa-St. Petersburg-Clearwater, FL [45300]	12	12	0.9%
Toledo, OH [45780]	11	16	0.8%
Spokane, WA [44060]	11	16	0.8%
Lancaster, PA [29540]	11	15	0.8%
Cleveland-Elyria-Mentor, OH [17460]	11	11	0.8%
Boulder, CO [14500]	10	10	0.8%
Bowling Green, KY [14540]	10	1	0.8%
Indianapolis-Carmel, IN [26900]	9	15	0.7%
Greeley, CO [24540]	9	12	0.7%
Appleton, WI [11540]	9	10	0.7%
Boise City-Nampa, ID [14260]	9	9	0.7%
Nashville-Davidson--Murfreeseboro--Franklin, TN [34980]	9	7	0.7%
Hagerstown-Martinsburg, MD-WV [25180]	9	5	0.7%
Lynchburg, VA [31340]	8	9	0.6%
Baton Rouge, LA [12940]	8	4	0.6%
Canton-Massillon, OH [15940]	7	12	0.5%
Houston-Sugar Land-Baytown, TX [26420]	7	12	0.5%
Oshkosh-Neenah, WI [36780]	7	11	0.5%
Kalamazoo-Portage, MI [28020]	7	9	0.5%
Fort Collins-Loveland, CO [22660]	7	9	0.5%
Bridgeport-Stamford-Norwalk, CT [14860]	7	7	0.5%
Akron, OH [10420]	7	7	0.5%
Worcester, MA [49340]	7	6	0.5%
Kansas City, MO-KS [28140]	7	6	0.5%
Harrisburg-Carlisle, PA [25420]	7	5	0.5%
Omaha-Council Bluffs, NE-IA [36540]	6	13	0.5%
San Diego-Carlsbad-San Marcos, CA [41740]	6	10	0.5%
Madison, WI [31540]	6	7	0.5%
Sioux City, IA-NE-SD [43580]	6	6	0.5%
Manchester-Nashua, NH [31700]	6	6	0.5%
Bend, OR [13460]	6	5	0.5%
York-Hanover, PA [49620]	6	5	0.5%
Springfield, MA [44140]	6	5	0.5%
Scranton--Wilkes-Barre, PA [42540]	6	4	0.5%
Duluth, MN-WI [20260]	5	9	0.4%
Richmond, VA [40060]	5	8	0.4%
Huntington-Ashland, WV-KY-OH [26580]	5	5	0.4%
Flint, MI [22420]	5	5	0.4%
Fort Wayne, IN [23060]	4	9	0.3%
Asheville, NC [11700]	4	6	0.3%
Green Bay, WI [24580]	4	6	0.3%
Salt Lake City, UT [41620]	4	5	0.3%
Providence-New Bedford-Fall River, RI-MA [39300]	4	5	0.3%
Riverside-San Bernardino-Ontario, CA [40140]	4	4	0.3%
Springfield, MO [44180]	4	3	0.3%
New Haven-Milford, CT [35300]	4	3	0.3%
Hickory-Lenoir-Morganton, NC [25860]	4	3	0.3%
Champaign-Urbana, IL [16580]	4	3	0.3%
Winston-Salem, NC [49180]	4	2	0.3%
Charleston, WV [16620]	4	2	0.3%
Salisbury, MD [41540]	4	1	0.3%
Montgomery, AL [33860]	3	6	0.2%
San Antonio, TX [41700]	3	6	0.2%
Erie, PA [21500]	3	6	0.2%
Salem, OR [41420]	3	4	0.2%
Fort Smith, AR-OK [22900]	3	4	0.2%
Dayton, OH [19380]	3	4	0.2%
St. Louis, MO-IL [41180]	3	4	0.2%
Sioux Falls, SD [43620]	3	4	0.2%
Wilmington, NC [48900]	3	3	0.2%
Las Vegas-Paradise, NV [29820]	3	3	0.2%
Lansing-East Lansing, MI [29620]	3	3	0.2%
Modesto, CA [33700]	3	3	0.2%
Atlantic City, NJ [12100]	3	3	0.2%
Memphis, TN-MS-AR [32820]	3	3	0.2%



Oxnard-Thousand Oaks-Ventura, CA [37100]	3	3	0.2%
Joplin, MO [27900]	3	3	0.2%
Chattanooga, TN-GA [16860]	3	3	0.2%
Lakeland, FL [29460]	3	2	0.2%
Phoenix-Mesa-Scottsdale, AZ [38060]	3	2	0.2%
Youngstown-Warren-Boardman, OH-PA [49660]	3	2	0.2%
Kingsport-Bristol-Bristol, TN-VA [28700]	3	2	0.2%
Tulsa, OK [46140]	3	2	0.2%
Terre Haute, IN [45460]	3	2	0.2%
Miami-Fort Lauderdale-Pompano Beach, FL [33100]	3	2	0.2%
Lincoln, NE [30700]	3	2	0.2%
Gulfport-Biloxi, MS [25060]	3	1	0.2%
Mobile, AL [33660]	3	1	0.2%
Columbia, MO [17860]	3	1	0.2%
Birmingham-Hoover, AL [13820]	2	5	0.2%
Eugene-Springfield, OR [21660]	2	4	0.2%
Laredo, TX [29700]	2	3	0.2%
Kennewick-Richland-Pasco, WA [28420]	2	3	0.2%
Burlington-South Burlington, VT [15540]	2	3	0.2%
Jacksonville, FL [27260]	2	3	0.2%
Waterloo-Cedar Falls, IA [47940]	2	3	0.2%
Wichita, KS [48620]	2	3	0.2%
Bellingham, WA [13380]	2	3	0.2%
Rockford, IL [40420]	2	3	0.2%
Port St. Lucie, FL [38940]	2	2	0.2%
Albany-Schenectady-Troy, NY [10580]	2	2	0.2%
Buffalo-Niagara Falls, NY [15380]	2	2	0.2%
Palm Bay-Melbourne-Titusville, FL [37340]	2	2	0.2%
Syracuse, NY [45060]	2	2	0.2%
Topeka, KS [45820]	2	2	0.2%
Ogden-Clearfield, UT [36260]	2	2	0.2%
Lexington-Fayette, KY [30460]	2	2	0.2%
Orlando-Kissimmee, FL [36740]	2	2	0.2%
Burlington, NC [15500]	2	2	0.2%
Stockton, CA [44700]	2	2	0.2%
Visalia-Porterville, CA [47300]	2	2	0.2%
Racine, WI [39540]	2	2	0.2%
Yakima, WA [49420]	2	1	0.2%
Gainesville, GA [23580]	2	1	0.2%
Provo-Orem, UT [39340]	2	1	0.2%
Bremerton-Silverdale, WA [14740]	2	1	0.2%

> ELECTRICITY: CIRCUIT MAKERS AND BREAKERS [200] - {999} : (153)

Metro Region	Patents	Inventors	% Of Class
Pittsburgh, PA [38300]	88	105	8.8%
San Jose-Sunnyvale-Santa Clara, CA [41940]	85	94	8.5%
San Francisco-Oakland-Fremont, CA [41860]	77	76	7.7%
Chicago-Naperville-Joliet, IL-IN-WI [16980]	75	101	7.5%
New York-Northern New Jersey-Long Island, NY-NJ-PA [35620]	71	79	7.1%
Detroit-Warren-Livonia, MI [19820]	63	74	6.3%
Atlanta-Sandy Springs-Marietta, GA [12060]	50	46	5%
Milwaukee-Waukesha-West Allis, WI [33340]	39	50	3.9%
Boston-Cambridge-Quincy, MA-NH [14460]	28	37	2.8%
Philadelphia-Camden-Wilmington, PA-NJ-DE-MD [37980]	27	28	2.7%
Ann Arbor, MI [11460]	26	21	2.6%
Racine, WI [39540]	23	15	2.3%
Colorado Springs, CO [17820]	23	10	2.3%
Miami-Fort Lauderdale-Pompano Beach, FL [33100]	20	16	2%
Seattle-Tacoma-Bellevue, WA [42660]	18	40	1.8%
Raleigh-Cary, NC [39580]	17	31	1.7%
Cedar Rapids, IA [16300]	17	27	1.7%

Minneapolis-St. Paul-Bloomington, MN-WI [33460]	17	16	1.7%
Durham, NC [20500]	16	27	1.6%
Dallas-Fort Worth-Arlington, TX [19100]	15	20	1.5%
Iowa City, IA [26980]	15	17	1.5%
San Diego-Carlsbad-San Marcos, CA [41740]	15	15	1.5%
Baltimore-Towson, MD [12580]	14	29	1.4%
Indianapolis-Carmel, IN [26900]	14	21	1.4%
Phoenix-Mesa-Scottsdale, AZ [38060]	14	17	1.4%
Providence-New Bedford-Fall River, RI-MA [39300]	12	19	1.2%
Austin-Round Rock, TX [12420]	12	16	1.2%
Hartford-West Hartford-East Hartford, CT [25540]	11	14	1.1%
Greeley, CO [24540]	11	10	1.1%
Boulder, CO [14500]	11	10	1.1%
Portland-Vancouver-Beaverton, OR-WA [38900]	10	15	1%
Nashville-Davidson--Murfreesboro--Franklin, TN [34980]	10	11	1%
New Haven-Milford, CT [35300]	10	9	1%
Asheville, NC [11700]	9	21	0.9%
Salt Lake City, UT [41620]	9	11	0.9%
Syracuse, NY [45060]	9	9	0.9%
Santa Cruz-Watsonville, CA [42100]	9	7	0.9%
Denver-Aurora, CO [19740]	9	6	0.9%
Rochester, NY [40380]	8	18	0.8%
Provo-Orem, UT [39340]	8	10	0.8%
Modesto, CA [33700]	8	6	0.8%
Allentown-Bethlehem-Easton, PA-NJ [10900]	7	14	0.7%
Houston-Sugar Land-Baytown, TX [26420]	7	13	0.7%
Albuquerque, NM [10740]	7	13	0.7%
Fort Collins-Loveland, CO [22660]	7	9	0.7%
Washington-Arlington-Alexandria, DC-VA-MD-WV [47900]	7	9	0.7%
York-Hanover, PA [49620]	7	8	0.7%
Lexington-Fayette, KY [30460]	7	7	0.7%
Tampa-St. Petersburg-Clearwater, FL [45300]	6	9	0.6%
Cleveland-Elyria-Mentor, OH [17460]	6	8	0.6%
Oxnard-Thousand Oaks-Ventura, CA [37100]	6	6	0.6%
Columbus, OH [18140]	6	5	0.6%
Rockford, IL [40420]	6	4	0.6%
Chattanooga, TN-GA [16860]	5	8	0.5%
Orlando-Kissimmee, FL [36740]	5	7	0.5%
Cincinnati-Middletown, OH-KY-IN [17140]	5	7	0.5%
Knoxville, TN [28940]	5	7	0.5%
Niles-Benton Harbor, MI [35660]	5	6	0.5%
Reading, PA [39740]	5	5	0.5%
Grand Rapids-Wyoming, MI [24340]	5	5	0.5%
Louisville/Jefferson County, KY-IN [31140]	5	5	0.5%
Manchester-Nashua, NH [31700]	5	4	0.5%
Riverside-San Bernardino-Ontario, CA [40140]	5	4	0.5%
Youngstown-Warren-Boardman, OH-PA [49660]	5	2	0.5%
Tulsa, OK [46140]	4	7	0.4%
Augusta-Richmond County, GA-SC [12260]	4	5	0.4%
Akron, OH [10420]	4	4	0.4%
Flint, MI [22420]	4	4	0.4%
Dayton, OH [19380]	4	3	0.4%
Charlotte-Gastonia-Concord, NC-SC [16740]	4	2	0.4%
Albany-Schenectady-Troy, NY [10580]	3	7	0.3%
Oklahoma City, OK [36420]	3	7	0.3%
Huntsville, AL [26620]	3	6	0.3%
Columbia, MO [17860]	3	5	0.3%
Reno-Sparks, NV [39900]	3	4	0.3%
Jacksonville, FL [27260]	3	4	0.3%
Sacramento--Arden-Arcade--Roseville, CA [40900]	3	4	0.3%
Kalamazoo-Portage, MI [28020]	3	3	0.3%
Las Vegas-Paradise, NV [29820]	3	3	0.3%
Springfield, IL [44100]	3	3	0.3%
Harrisburg-Carlisle, PA [25420]	3	3	0.3%
Bridgeport-Stamford-Norwalk, CT [14860]	3	3	0.3%

Birmingham-Hoover, AL [13820]	3	3	0.3%
Santa Rosa-Petaluma, CA [42220]	3	3	0.3%
Bowling Green, KY [14540]	3	3	0.3%
Worcester, MA [49340]	3	3	0.3%
Muskegon-Norton Shores, MI [34740]	3	2	0.3%
Elkhart-Goshen, IN [21140]	2	4	0.2%
Winston-Salem, NC [49180]	2	4	0.2%
Ogden-Clearfield, UT [36260]	2	4	0.2%
Burlington-South Burlington, VT [15540]	2	3	0.2%
Waterloo-Cedar Falls, IA [47940]	2	3	0.2%
South Bend-Mishawaka, IN-MI [43780]	2	3	0.2%
El Paso, TX [21340]	2	3	0.2%
Las Cruces, NM [29740]	2	3	0.2%
Spokane, WA [44060]	2	3	0.2%
Davenport-Moline-Rock Island, IA-IL [19340]	2	3	0.2%
Canton-Massillon, OH [15940]	2	3	0.2%
Columbia, SC [17900]	2	3	0.2%
Roanoke, VA [40220]	2	2	0.2%
Stockton, CA [44700]	2	2	0.2%
Appleton, WI [11540]	2	2	0.2%
Fargo, ND-MN [22020]	2	2	0.2%
Tucson, AZ [46060]	2	2	0.2%
Greenville-Mauldin-Easley, SC [24860]	2	2	0.2%
Lancaster, PA [29540]	2	2	0.2%
Baton Rouge, LA [12940]	2	2	0.2%
Buffalo-Niagara Falls, NY [15380]	2	2	0.2%
Deltona-Daytona Beach-Ormond Beach, FL [19660]	2	2	0.2%
Spartanburg, SC [43900]	2	2	0.2%
Florence, SC [22500]	2	2	0.2%
Utica-Rome, NY [46540]	2	2	0.2%
Kansas City, MO-KS [28140]	2	1	0.2%
Salem, OR [41420]	2	1	0.2%

> DISTILLATION: PROCESSES, THERMOLYTIC [201] - {53} : (40)

Metro Region	Patents	Inventors	% Of Class
Salt Lake City, UT [41620]	7	2	13.2%
Houston-Sugar Land-Baytown, TX [26420]	6	10	11.3%
Knoxville, TN [28940]	5	6	9.4%
New York-Northern New Jersey-Long Island, NY-NJ-PA [35620]	4	9	7.5%
Washington-Arlington-Alexandria, DC-VA-MD-WV [47900]	4	7	7.5%
Akron, OH [10420]	4	2	7.5%
Chicago-Naperville-Joliet, IL-IN-WI [16980]	3	7	5.7%
Tulsa, OK [46140]	3	6	5.7%
Cleveland-Elyria-Mentor, OH [17460]	3	1	5.7%
Athens-Clarke County, GA [12020]	2	4	3.8%
Portland-Vancouver-Beaverton, OR-WA [38900]	2	2	3.8%
Baton Rouge, LA [12940]	2	2	3.8%
Beaumont-Port Arthur, TX [13140]	2	2	3.8%
Cape Coral-Fort Myers, FL [15980]	2	1	3.8%
Naples-Marco Island, FL [34940]	2	1	3.8%

> DISTILLATION: APPARATUS [202] - {114} : (51)

Metro Region	Patents	Inventors	% Of Class
Salt Lake City, UT [41620]	15	2	13.2%
Houston-Sugar Land-Baytown, TX [26420]	11	19	9.6%
Chicago-Naperville-Joliet, IL-IN-WI [16980]	9	18	7.9%
Manchester-Nashua, NH [31700]	7	11	6.1%

San Francisco-Oakland-Fremont, CA [41860]	7	5	6.1%
San Diego-Carlsbad-San Marcos, CA [41740]	6	5	5.3%
New York-Northern New Jersey-Long Island, NY-NJ-PA [35620]	5	7	4.4%
Dallas-Fort Worth-Arlington, TX [19100]	5	6	4.4%
Portland-Vancouver-Beaverton, OR-WA [38900]	5	5	4.4%
Oxnard-Thousand Oaks-Ventura, CA [37100]	5	4	4.4%
Tulsa, OK [46140]	4	6	3.5%
Louisville/Jefferson County, KY-IN [31140]	4	3	3.5%
Boston-Cambridge-Quincy, MA-NH [14460]	3	7	2.6%
Washington-Arlington-Alexandria, DC-VA-MD-WV [47900]	3	6	2.6%
Allentown-Bethlehem-Easton, PA-NJ [10900]	3	5	2.6%
Seattle-Tacoma-Bellevue, WA [42660]	3	4	2.6%
Las Cruces, NM [29740]	3	4	2.6%
Knoxville, TN [28940]	2	6	1.8%
Denver-Aurora, CO [19740]	2	5	1.8%
Columbus, OH [18140]	2	4	1.8%
Atlanta-Sandy Springs-Marietta, GA [12060]	2	3	1.8%
Philadelphia-Camden-Wilmington, PA-NJ-DE-MD [37980]	2	2	1.8%
Tyler, TX [46340]	2	2	1.8%
San Jose-Sunnyvale-Santa Clara, CA [41940]	2	2	1.8%

> DISTILLATION: PROCESSES, SEPARATORY [203] - {161} : (76)

Metro Region	Patents	Inventors	% Of Class
Houston-Sugar Land-Baytown, TX [26420]	34	57	21.1%
Philadelphia-Camden-Wilmington, PA-NJ-DE-MD [37980]	15	28	9.3%
Chicago-Naperville-Joliet, IL-IN-WI [16980]	14	19	8.7%
Boston-Cambridge-Quincy, MA-NH [14460]	9	13	5.6%
San Francisco-Oakland-Fremont, CA [41860]	9	10	5.6%
Dallas-Fort Worth-Arlington, TX [19100]	8	8	5%
Manchester-Nashua, NH [31700]	7	10	4.3%
Baton Rouge, LA [12940]	6	13	3.7%
San Jose-Sunnyvale-Santa Clara, CA [41940]	6	7	3.7%
New York-Northern New Jersey-Long Island, NY-NJ-PA [35620]	5	7	3.1%
Madison, WI [31540]	5	3	3.1%
Austin-Round Rock, TX [12420]	4	9	2.5%
Atlanta-Sandy Springs-Marietta, GA [12060]	4	3	2.5%
Seattle-Tacoma-Bellevue, WA [42660]	3	3	1.9%
Columbus, OH [18140]	3	3	1.9%
Washington-Arlington-Alexandria, DC-VA-MD-WV [47900]	3	3	1.9%
Miami-Fort Lauderdale-Pompano Beach, FL [33100]	3	2	1.9%
Phoenix-Mesa-Scottsdale, AZ [38060]	3	2	1.9%
Tulsa, OK [46140]	3	2	1.9%
Albany-Schenectady-Troy, NY [10580]	2	8	1.2%
Charleston, WV [16620]	2	7	1.2%
Buffalo-Niagara Falls, NY [15380]	2	6	1.2%
Worcester, MA [49340]	2	5	1.2%
Rochester, NY [40380]	2	5	1.2%
Hartford-West Hartford-East Hartford, CT [25540]	2	4	1.2%
Trenton-Ewing, NJ [45940]	2	3	1.2%
Las Cruces, NM [29740]	2	2	1.2%
Orlando-Kissimmee, FL [36740]	2	2	1.2%
Baltimore-Towson, MD [12580]	2	2	1.2%
Athens-Clarke County, GA [12020]	2	2	1.2%
Denver-Aurora, CO [19740]	2	2	1.2%
New Haven-Milford, CT [35300]	2	2	1.2%
Sioux Falls, SD [43620]	2	1	1.2%
Lancaster, PA [29540]	2	1	1.2%
Janesville, WI [27500]	2	1	1.2%

## &gt; CHEMISTRY: ELECTRICAL AND WAVE ENERGY [204] - {2034} : (163)

Metro Region	Patents	Inventors	% Of Class
San Jose-Sunnyvale-Santa Clara, CA [41940]	513	655	25.2%
San Francisco-Oakland-Fremont, CA [41860]	477	493	23.5%
Boston-Cambridge-Quincy, MA-NH [14460]	179	214	8.8%
New York-Northern New Jersey-Long Island, NY-NJ-PA [35620]	91	108	4.5%
San Diego-Carlsbad-San Marcos, CA [41740]	83	128	4.1%
Phoenix-Mesa-Scottsdale, AZ [38060]	72	93	3.5%
Modesto, CA [33700]	68	46	3.3%
Chicago-Naperville-Joliet, IL-IN-WI [16980]	64	86	3.1%
Pittsburgh, PA [38300]	62	110	3%
Washington-Arlington-Alexandria, DC-VA-MD-WV [47900]	56	79	2.8%
Detroit-Warren-Livonia, MI [19820]	50	54	2.5%
Santa Cruz-Watsonville, CA [42100]	47	42	2.3%
Philadelphia-Camden-Wilmington, PA-NJ-DE-MD [37980]	44	62	2.2%
Portland-Vancouver-Beaverton, OR-WA [38900]	41	65	2%
Houston-Sugar Land-Baytown, TX [26420]	40	60	2%
Boulder, CO [14500]	40	52	2%
Ann Arbor, MI [11460]	38	32	1.9%
Austin-Round Rock, TX [12420]	36	17	1.8%
Greeley, CO [24540]	35	51	1.7%
Fort Collins-Loveland, CO [22660]	34	50	1.7%
Albany-Schenectady-Troy, NY [10580]	34	41	1.7%
Durham, NC [20500]	32	34	1.6%
Riverside-San Bernardino-Ontario, CA [40140]	32	27	1.6%
New Haven-Milford, CT [35300]	31	18	1.5%
Denver-Aurora, CO [19740]	30	39	1.5%
Indianapolis-Carmel, IN [26900]	29	39	1.4%
Columbus, OH [18140]	24	37	1.2%
Seattle-Tacoma-Bellevue, WA [42660]	24	32	1.2%
Oxnard-Thousand Oaks-Ventura, CA [37100]	24	24	1.2%
Knoxville, TN [28940]	23	26	1.1%
Raleigh-Cary, NC [39580]	23	20	1.1%
Minneapolis-St. Paul-Bloomington, MN-WI [33460]	22	30	1.1%
Worcester, MA [49340]	22	13	1.1%
Sacramento--Arden-Arcade--Roseville, CA [40900]	22	13	1.1%
South Bend-Mishawaka, IN-MI [43780]	21	18	1%
Cleveland-Elyria-Mentor, OH [17460]	20	30	1%
Salt Lake City, UT [41620]	19	33	0.9%
Santa Rosa-Petaluma, CA [42220]	19	25	0.9%
Tucson, AZ [46060]	19	22	0.9%
Madison, WI [31540]	19	21	0.9%
Elkhart-Goshen, IN [21140]	19	15	0.9%
Dallas-Fort Worth-Arlington, TX [19100]	18	18	0.9%
Manchester-Nashua, NH [31700]	18	9	0.9%
Albuquerque, NM [10740]	17	29	0.8%
Cincinnati-Middletown, OH-KY-IN [17140]	17	28	0.8%
Boise City-Nampa, ID [14260]	17	15	0.8%
Vallejo-Fairfield, CA [46700]	17	11	0.8%
Miami-Fort Lauderdale-Pompano Beach, FL [33100]	16	19	0.8%
Baltimore-Towson, MD [12580]	16	14	0.8%
Champaign-Urbana, IL [16580]	14	24	0.7%
Hartford-West Hartford-East Hartford, CT [25540]	14	23	0.7%
State College, PA [44300]	14	20	0.7%
San Antonio, TX [41700]	14	15	0.7%
Laredo, TX [29700]	14	12	0.7%
Rochester, NY [40380]	13	14	0.6%
Stockton, CA [44700]	13	12	0.6%
Greenville-Mauldin-Easley, SC [24860]	12	16	0.6%
Atlanta-Sandy Springs-Marietta, GA [12060]	12	14	0.6%
Trenton-Ewing, NJ [45940]	12	10	0.6%
Tampa-St. Petersburg-Clearwater, FL [45300]	11	14	0.5%

Providence-New Bedford-Fall River, RI-MA [39300]	10	13	0.5%
Bridgeport-Stamford-Norwalk, CT [14860]	9	11	0.4%
College Station-Bryan, TX [17780]	8	18	0.4%
Buffalo-Niagara Falls, NY [15380]	8	17	0.4%
Flint, MI [22420]	8	14	0.4%
St. Louis, MO-IL [41180]	8	9	0.4%
Tallahassee, FL [45220]	8	6	0.4%
Dayton, OH [19380]	7	12	0.3%
Palm Bay-Melbourne-Titusville, FL [37340]	7	8	0.3%
Fayetteville-Springdale-Rogers, AR-MO [22220]	7	6	0.3%
Las Vegas-Paradise, NV [29820]	7	6	0.3%
Spokane, WA [44060]	6	10	0.3%
Orlando-Kissimmee, FL [36740]	6	10	0.3%
Akron, OH [10420]	6	10	0.3%
Richmond, VA [40060]	6	7	0.3%
Tulsa, OK [46140]	6	5	0.3%
Kennewick-Richland-Pasco, WA [28420]	5	11	0.2%
Huntsville, AL [26620]	5	10	0.2%
Virginia Beach-Norfolk-Newport News, VA-NC [47260]	5	9	0.2%
Davenport-Moline-Rock Island, IA-IL [19340]	5	8	0.2%
Gainesville, FL [23540]	5	7	0.2%
Spartanburg, SC [43900]	5	5	0.2%
Reading, PA [39740]	5	5	0.2%
Bakersfield, CA [12540]	5	3	0.2%
San Luis Obispo-Paso Robles, CA [42020]	5	2	0.2%
Louisville/Jefferson County, KY-IN [31140]	4	14	0.2%
Oshkosh-Neenah, WI [36780]	4	8	0.2%
Allentown-Bethlehem-Easton, PA-NJ [10900]	4	6	0.2%
Barnstable Town, MA [12700]	4	4	0.2%
Youngstown-Warren-Boardman, OH-PA [49660]	4	3	0.2%
Norwich-New London, CT [35980]	4	2	0.2%
Ogden-Clearfield, UT [36260]	4	1	0.2%
Columbia, MO [17860]	3	7	0.1%
Tuscaloosa, AL [46220]	3	6	0.1%
Lansing-East Lansing, MI [29620]	3	4	0.1%
Blacksburg-Christiansburg-Radford, VA [13980]	3	4	0.1%
Greensboro-High Point, NC [24660]	3	4	0.1%
Bloomington, IN [14020]	3	3	0.1%
Chattanooga, TN-GA [16860]	3	3	0.1%
Prescott, AZ [39140]	3	3	0.1%
Salinas, CA [41500]	3	3	0.1%
Cape Coral-Fort Myers, FL [15980]	3	3	0.1%
Charlotte-Gastonia-Concord, NC-SC [16740]	3	3	0.1%
Saginaw-Saginaw Township North, MI [40980]	3	3	0.1%
Eugene-Springfield, OR [21660]	3	2	0.1%
Milwaukee-Waukesha-West Allis, WI [33340]	3	2	0.1%
Kingston, NY [28740]	3	2	0.1%
Charleston-North Charleston, SC [16700]	3	2	0.1%
Asheville, NC [11700]	2	6	0.1%
Appleton, WI [11540]	2	6	0.1%
Grand Rapids-Wyoming, MI [24340]	2	5	0.1%
Springfield, MO [44180]	2	4	0.1%
Fort Wayne, IN [23060]	2	4	0.1%
Montgomery, AL [33860]	2	4	0.1%
Evansville, IN-KY [21780]	2	3	0.1%
Memphis, TN-MS-AR [32820]	2	3	0.1%
Nashville-Davidson--Murfreesboro--Franklin, TN [34980]	2	3	0.1%
Topeka, KS [45820]	2	2	0.1%
Augusta-Richmond County, GA-SC [12260]	2	2	0.1%
Deltona-Daytona Beach-Ormond Beach, FL [19660]	2	2	0.1%
Kansas City, MO-KS [28140]	2	2	0.1%
Charlottesville, VA [16820]	2	2	0.1%
Naples-Marco Island, FL [34940]	2	2	0.1%
Provo-Orem, UT [39340]	2	2	0.1%
Peoria, IL [37900]	2	2	0.1%

Lakeland, FL [29460]	2	2	0.1%
York-Hanover, PA [49620]	2	2	0.1%
Des Moines-West Des Moines, IA [19780]	2	2	0.1%
Roanoke, VA [40220]	2	2	0.1%
Jackson, MS [27140]	2	1	0.1%
Reno-Sparks, NV [39900]	2	1	0.1%
Burlington-South Burlington, VT [15540]	2	1	0.1%
Erie, PA [21500]	2	1	0.1%
Bellingham, WA [13380]	2	1	0.1%

> ELECTROLYSIS: PROCESSES, COMPOSITIONS USED THEREIN, AND METHODS OF PREPARING THE COMPOSITIONS [205] - {1109} : (144)

Metro Region	Patents	Inventors	% Of Class
San Jose-Sunnyvale-Santa Clara, CA [41940]	185	227	16.7%
San Francisco-Oakland-Fremont, CA [41860]	146	145	13.2%
Boston-Cambridge-Quincy, MA-NH [14460]	102	116	9.2%
New York-Northern New Jersey-Long Island, NY-NJ-PA [35620]	97	130	8.7%
Portland-Vancouver-Beaverton, OR-WA [38900]	46	66	4.1%
Washington-Arlington-Alexandria, DC-VA-MD-WV [47900]	43	36	3.9%
Detroit-Warren-Livonia, MI [19820]	38	42	3.4%
Phoenix-Mesa-Scottsdale, AZ [38060]	36	36	3.2%
New Haven-Milford, CT [35300]	36	25	3.2%
Houston-Sugar Land-Baytown, TX [26420]	35	48	3.2%
Hartford-West Hartford-East Hartford, CT [25540]	33	34	3%
Chicago-Naperville-Joliet, IL-IN-WI [16980]	32	49	2.9%
San Diego-Carlsbad-San Marcos, CA [41740]	29	34	2.6%
Minneapolis-St. Paul-Bloomington, MN-WI [33460]	29	32	2.6%
South Bend-Mishawaka, IN-MI [43780]	29	23	2.6%
Philadelphia-Camden-Wilmington, PA-NJ-DE-MD [37980]	28	38	2.5%
Denver-Aurora, CO [19740]	28	27	2.5%
Austin-Round Rock, TX [12420]	28	26	2.5%
Elkhart-Goshen, IN [21140]	28	16	2.5%
Boise City-Nampa, ID [14260]	25	23	2.3%
Albany-Schenectady-Troy, NY [10580]	24	25	2.2%
Salt Lake City, UT [41620]	22	20	2%
Santa Cruz-Watsonville, CA [42100]	22	16	2%
Boulder, CO [14500]	21	18	1.9%
Worcester, MA [49340]	21	16	1.9%
Indianapolis-Carmel, IN [26900]	20	26	1.8%
Pittsburgh, PA [38300]	19	33	1.7%
Cleveland-Elyria-Mentor, OH [17460]	19	19	1.7%
Seattle-Tacoma-Bellevue, WA [42660]	18	24	1.6%
Cincinnati-Middletown, OH-KY-IN [17140]	16	29	1.4%
Dallas-Fort Worth-Arlington, TX [19100]	16	13	1.4%
Greenville-Mauldin-Easley, SC [24860]	13	18	1.2%
Ann Arbor, MI [11460]	13	17	1.2%
Baltimore-Towson, MD [12580]	11	19	1%
Riverside-San Bernardino-Ontario, CA [40140]	11	15	1%
Bridgeport-Stamford-Norwalk, CT [14860]	11	9	1%
Miami-Fort Lauderdale-Pompano Beach, FL [33100]	11	8	1%
Trenton-Ewing, NJ [45940]	11	7	1%
Albuquerque, NM [10740]	10	16	0.9%
Providence-New Bedford-Fall River, RI-MA [39300]	10	9	0.9%
Atlanta-Sandy Springs-Marietta, GA [12060]	9	14	0.8%
Durham, NC [20500]	9	13	0.8%
Modesto, CA [33700]	9	11	0.8%
Oxnard-Thousand Oaks-Ventura, CA [37100]	9	9	0.8%
Allentown-Bethlehem-Easton, PA-NJ [10900]	8	12	0.7%
Manchester-Nashua, NH [31700]	8	5	0.7%
Madison, WI [31540]	7	11	0.6%
Columbus, OH [18140]	7	10	0.6%

Colorado Springs, CO [17820]	7	7	0.6%
Raleigh-Cary, NC [39580]	7	6	0.6%
Knoxville, TN [28940]	6	11	0.5%
Buffalo-Niagara Falls, NY [15380]	6	11	0.5%
Dayton, OH [19380]	6	6	0.5%
Vallejo-Fairfield, CA [46700]	6	5	0.5%
Milwaukee-Waukesha-West Allis, WI [33340]	6	5	0.5%
Binghamton, NY [13780]	5	15	0.5%
College Station-Bryan, TX [17780]	5	14	0.5%
Greeley, CO [24540]	5	7	0.5%
Tucson, AZ [46060]	5	5	0.5%
Reading, PA [39740]	5	4	0.5%
Rochester, NY [40380]	4	14	0.4%
Palm Bay-Melbourne-Titusville, FL [37340]	4	9	0.4%
Charlotte-Gastonia-Concord, NC-SC [16740]	4	7	0.4%
Fort Collins-Loveland, CO [22660]	4	6	0.4%
Bloomington, IN [14020]	4	5	0.4%
Flint, MI [22420]	4	5	0.4%
Orlando-Kissimmee, FL [36740]	4	5	0.4%
St. Louis, MO-IL [41180]	4	4	0.4%
Akron, OH [10420]	4	4	0.4%
Salinas, CA [41500]	4	3	0.4%
Spartanburg, SC [43900]	4	2	0.4%
State College, PA [44300]	3	9	0.3%
Champaign-Urbana, IL [16580]	3	9	0.3%
Gainesville, FL [23540]	3	8	0.3%
Columbia, MO [17860]	3	7	0.3%
Iowa City, IA [26980]	3	4	0.3%
Kennewick-Richland-Pasco, WA [28420]	3	4	0.3%
Grand Rapids-Wyoming, MI [24340]	3	4	0.3%
Sacramento--Arden-Arcade--Roseville, CA [40900]	3	3	0.3%
Kansas City, MO-KS [28140]	3	3	0.3%
San Antonio, TX [41700]	3	3	0.3%
Augusta-Richmond County, GA-SC [12260]	3	3	0.3%
Youngstown-Warren-Boardman, OH-PA [49660]	3	3	0.3%
Tampa-St. Petersburg-Clearwater, FL [45300]	3	3	0.3%
Salem, OR [41420]	3	2	0.3%
Barnstable Town, MA [12700]	3	2	0.3%
Ogden-Clearfield, UT [36260]	3	2	0.3%
San Luis Obispo-Paso Robles, CA [42020]	3	1	0.3%
Little Rock-North Little Rock-Conway, AR [30780]	3	1	0.3%
Bakersfield, CA [12540]	2	4	0.2%
Burlington-South Burlington, VT [15540]	2	3	0.2%
Erie, PA [21500]	2	3	0.2%
Nashville-Davidson--Murfreeseboro--Franklin, TN [34980]	2	3	0.2%
Topeka, KS [45820]	2	3	0.2%
Richmond, VA [40060]	2	2	0.2%
Saginaw-Saginaw Township North, MI [40980]	2	2	0.2%
Baton Rouge, LA [12940]	2	2	0.2%
Provo-Orem, UT [39340]	2	2	0.2%
Syracuse, NY [45060]	2	2	0.2%
Las Cruces, NM [29740]	2	2	0.2%
Prescott, AZ [39140]	2	2	0.2%
Kingston, NY [28740]	2	2	0.2%
Laredo, TX [29700]	2	2	0.2%
Green Bay, WI [24580]	2	1	0.2%

> SPECIAL RECEPTACLE OR PACKAGE [206] - {2981} : (221)

Metro Region	Patents	Inventors	% Of Class
New York-Northern New Jersey-Long Island, NY-NJ-PA [35620]	362	366	12.1%
Chicago-Naperville-Joliet, IL-IN-WI [16980]	282	343	9.5%



Atlanta-Sandy Springs-Marietta, GA [12060]	194	156	6.5%
Minneapolis-St. Paul-Bloomington, MN-WI [33460]	124	127	4.2%
San Francisco-Oakland-Fremont, CA [41860]	113	180	3.8%
Boston-Cambridge-Quincy, MA-NH [14460]	95	120	3.2%
Philadelphia-Camden-Wilmington, PA-NJ-DE-MD [37980]	90	102	3%
Cincinnati-Middletown, OH-KY-IN [17140]	73	138	2.4%
Dallas-Fort Worth-Arlington, TX [19100]	73	90	2.4%
Riverside-San Bernardino-Ontario, CA [40140]	66	50	2.2%
Appleton, WI [11540]	63	131	2.1%
San Jose-Sunnyvale-Santa Clara, CA [41940]	63	83	2.1%
San Diego-Carlsbad-San Marcos, CA [41740]	62	51	2.1%
Oshkosh-Neenah, WI [36780]	61	124	2%
Detroit-Warren-Livonia, MI [19820]	60	66	2%
Richmond, VA [40060]	58	70	1.9%
Phoenix-Mesa-Scottsdale, AZ [38060]	55	67	1.8%
Portland-Vancouver-Beaverton, OR-WA [38900]	54	63	1.8%
Cleveland-Elyria-Mentor, OH [17460]	53	56	1.8%
Miami-Fort Lauderdale-Pompano Beach, FL [33100]	51	56	1.7%
Bridgeport-Stamford-Norwalk, CT [14860]	51	43	1.7%
Raleigh-Cary, NC [39580]	48	44	1.6%
Durham, NC [20500]	46	46	1.5%
New Haven-Milford, CT [35300]	42	40	1.4%
Milwaukee-Waukesha-West Allis, WI [33340]	40	37	1.3%
Seattle-Tacoma-Bellevue, WA [42660]	39	48	1.3%
Akron, OH [10420]	39	36	1.3%
Denver-Aurora, CO [19740]	34	39	1.1%
Providence-New Bedford-Fall River, RI-MA [39300]	34	36	1.1%
Charlotte-Gastonia-Concord, NC-SC [16740]	33	41	1.1%
Austin-Round Rock, TX [12420]	32	43	1.1%
Washington-Arlington-Alexandria, DC-VA-MD-WV [47900]	31	36	1%
Houston-Sugar Land-Baytown, TX [26420]	30	42	1%
Tampa-St. Petersburg-Clearwater, FL [45300]	30	28	1%
Rockford, IL [40420]	30	24	1%
Baltimore-Towson, MD [12580]	29	37	1%
Nashville-Davidson--Murfreesboro--Franklin, TN [34980]	28	37	0.9%
Salt Lake City, UT [41620]	28	27	0.9%
Madison, WI [31540]	27	38	0.9%
Portland-South Portland-Biddeford, ME [38860]	27	17	0.9%
Columbus, OH [18140]	26	35	0.9%
Grand Rapids-Wyoming, MI [24340]	26	30	0.9%
Indianapolis-Carmel, IN [26900]	26	24	0.9%
Hartford-West Hartford-East Hartford, CT [25540]	25	26	0.8%
Rochester, NY [40380]	23	55	0.8%
Oxnard-Thousand Oaks-Ventura, CA [37100]	23	27	0.8%
Allentown-Bethlehem-Easton, PA-NJ [10900]	23	24	0.8%
St. Louis, MO-IL [41180]	23	21	0.8%
Pittsburgh, PA [38300]	22	29	0.7%
Dayton, OH [19380]	22	25	0.7%
Trenton-Ewing, NJ [45940]	20	16	0.7%
Provo-Orem, UT [39340]	19	14	0.6%
Worcester, MA [49340]	18	15	0.6%
Reading, PA [39740]	18	11	0.6%
Colorado Springs, CO [17820]	18	9	0.6%
Buffalo-Niagara Falls, NY [15380]	17	18	0.6%
Greenville-Mauldin-Easley, SC [24860]	16	26	0.5%
Las Vegas-Paradise, NV [29820]	16	18	0.5%
Spartanburg, SC [43900]	16	15	0.5%
Canton-Massillon, OH [15940]	16	13	0.5%
Winston-Salem, NC [49180]	15	29	0.5%
Louisville/Jefferson County, KY-IN [31140]	15	17	0.5%
Kansas City, MO-KS [28140]	15	12	0.5%
Santa Cruz-Watsonville, CA [42100]	15	11	0.5%
Greensboro-High Point, NC [24660]	14	20	0.5%
Racine, WI [39540]	14	20	0.5%
Tyler, TX [46340]	14	5	0.5%

Toledo, OH [45780]	13	17	0.4%
York-Hanover, PA [49620]	13	15	0.4%
Orlando-Kissimmee, FL [36740]	13	14	0.4%
Jacksonville, FL [27260]	13	14	0.4%
Memphis, TN-MS-AR [32820]	13	14	0.4%
Boulder, CO [14500]	12	14	0.4%
Omaha-Council Bluffs, NE-IA [36540]	12	9	0.4%
Springfield, MA [44140]	11	14	0.4%
Lafayette, LA [29180]	10	11	0.3%
Syracuse, NY [45060]	10	11	0.3%
Sacramento--Arden-Arcade--Roseville, CA [40900]	10	10	0.3%
South Bend-Mishawaka, IN-MI [43780]	9	13	0.3%
Palm Bay-Melbourne-Titusville, FL [37340]	9	10	0.3%
Reno-Sparks, NV [39900]	9	9	0.3%
Flint, MI [22420]	9	8	0.3%
Manchester-Nashua, NH [31700]	9	8	0.3%
Deltona-Daytona Beach-Ormond Beach, FL [19660]	9	8	0.3%
Muskegon-Norton Shores, MI [34740]	9	3	0.3%
Gainesville, GA [23580]	9	2	0.3%
San Antonio, TX [41700]	8	17	0.3%
Ann Arbor, MI [11460]	8	11	0.3%
Santa Rosa-Petaluma, CA [42220]	8	9	0.3%
Lancaster, PA [29540]	7	13	0.2%
Ogden-Clearfield, UT [36260]	7	10	0.2%
Modesto, CA [33700]	7	10	0.2%
Chattanooga, TN-GA [16860]	7	7	0.2%
Fresno, CA [23420]	7	7	0.2%
Burlington, NC [15500]	7	6	0.2%
Birmingham-Hoover, AL [13820]	7	5	0.2%
Virginia Beach-Norfolk-Newport News, VA-NC [47260]	7	4	0.2%
Knoxville, TN [28940]	6	10	0.2%
Laredo, TX [29700]	6	9	0.2%
Albuquerque, NM [10740]	6	7	0.2%
Lexington-Fayette, KY [30460]	6	6	0.2%
Stockton, CA [44700]	6	6	0.2%
Lansing-East Lansing, MI [29620]	6	6	0.2%
Eugene-Springfield, OR [21660]	6	6	0.2%
Evansville, IN-KY [21780]	5	11	0.2%
Boise City-Nampa, ID [14260]	5	9	0.2%
Florence, SC [22500]	5	8	0.2%
Elkhart-Goshen, IN [21140]	5	8	0.2%
Greeley, CO [24540]	5	7	0.2%
Tulsa, OK [46140]	5	5	0.2%
Bloomington, IN [14020]	5	4	0.2%
Savannah, GA [42340]	5	3	0.2%
Medford, OR [32780]	5	3	0.2%
Kingsport-Bristol-Bristol, TN-VA [28700]	4	9	0.1%
Hickory-Lenoir-Morganton, NC [25860]	4	6	0.1%
Fort Collins-Loveland, CO [22660]	4	6	0.1%
Terre Haute, IN [45460]	4	6	0.1%
Norwich-New London, CT [35980]	4	5	0.1%
Wichita, KS [48620]	4	5	0.1%
San Luis Obispo-Paso Robles, CA [42020]	4	5	0.1%
Monroe, LA [33740]	4	5	0.1%
Cedar Rapids, IA [16300]	4	5	0.1%
Topeka, KS [45820]	4	5	0.1%
Cape Coral-Fort Myers, FL [15980]	4	4	0.1%
Huntsville, AL [26620]	4	4	0.1%
Yuba City, CA [49700]	4	4	0.1%
Fayetteville, NC [22180]	4	4	0.1%
Salem, OR [41420]	4	4	0.1%
Green Bay, WI [24580]	4	4	0.1%
Port St. Lucie, FL [38940]	4	4	0.1%
Fort Wayne, IN [23060]	4	4	0.1%
Augusta-Richmond County, GA-SC [12260]	4	3	0.1%

Columbus, GA-AL [17980]	4	3	0.1%
Fayetteville-Springdale-Rogers, AR-MO [22220]	4	3	0.1%
Vallejo-Fairfield, CA [46700]	4	3	0.1%
Springfield, MO [44180]	4	3	0.1%
Davenport-Moline-Rock Island, IA-IL [19340]	3	8	0.1%
Johnson City, TN [27740]	3	5	0.1%
Kalamazoo-Portage, MI [28020]	3	5	0.1%
Columbia, SC [17900]	3	4	0.1%
Bakersfield, CA [12540]	3	4	0.1%
Roanoke, VA [40220]	3	4	0.1%
Lynchburg, VA [31340]	3	4	0.1%
Salinas, CA [41500]	3	3	0.1%
Hagerstown-Martinsburg, MD-WV [25180]	3	3	0.1%
Binghamton, NY [13780]	3	3	0.1%
New Orleans-Metairie-Kenner, LA [35380]	3	3	0.1%
Barnstable Town, MA [12700]	3	3	0.1%
Tucson, AZ [46060]	3	3	0.1%
Gainesville, FL [23540]	3	3	0.1%
Macon, GA [31420]	3	3	0.1%
Bellingham, WA [13380]	3	3	0.1%
Harrisburg-Carlisle, PA [25420]	3	3	0.1%
Naples-Marco Island, FL [34940]	3	3	0.1%
Atlantic City, NJ [12100]	3	3	0.1%
Scranton--Wilkes-Barre, PA [42540]	3	3	0.1%
Albany-Schenectady-Troy, NY [10580]	3	3	0.1%
Pensacola-Ferry Pass-Brent, FL [37860]	3	3	0.1%
Rochester, MN [40340]	3	2	0.1%
Lincoln, NE [30700]	3	2	0.1%
Bend, OR [13460]	3	2	0.1%
Janesville, WI [27500]	3	1	0.1%
Oklahoma City, OK [36420]	2	8	0.1%
Utica-Rome, NY [46540]	2	6	0.1%
Jackson, MI [27100]	2	5	0.1%
Burlington-South Burlington, VT [15540]	2	4	0.1%
Lake Havasu City-Kingman, AZ [29420]	2	4	0.1%
Little Rock-North Little Rock-Conway, AR [30780]	2	3	0.1%
Tallahassee, FL [45220]	2	2	0.1%
Prescott, AZ [39140]	2	2	0.1%
Ocala, FL [36100]	2	2	0.1%
El Paso, TX [21340]	2	2	0.1%
Bremerton-Silverdale, WA [14740]	2	2	0.1%
Asheville, NC [11700]	2	2	0.1%
Charleston-North Charleston, SC [16700]	2	2	0.1%
Mobile, AL [33660]	2	2	0.1%
Myrtle Beach-Conway-North Myrtle Beach, SC [34820]	2	2	0.1%
Redding, CA [39820]	2	2	0.1%
Yakima, WA [49420]	2	2	0.1%
Wilmington, NC [48900]	2	2	0.1%
Las Cruces, NM [29740]	2	2	0.1%
Athens-Clarke County, GA [12020]	2	2	0.1%
Kennewick-Richland-Pasco, WA [28420]	2	2	0.1%
Houma-Bayou Cane-Thibodaux, LA [26380]	2	1	0.1%
Columbia, MO [17860]	2	1	0.1%
Billings, MT [13740]	2	1	0.1%
Saginaw-Saginaw Township North, MI [40980]	2	1	0.1%

> MINERAL OILS: PROCESSES AND PRODUCTS [208] - {1178} : (105)

Metro Region	Patents	Inventors	% Of Class
Houston-Sugar Land-Baytown, TX [26420]	349	326	29.6%
New York-Northern New Jersey-Long Island, NY-NJ-PA [35620]	215	172	18.3%
Chicago-Naperville-Joliet, IL-IN-WI [16980]	195	191	16.6%

San Francisco-Oakland-Fremont, CA [41860]	161	136	13.7%
Philadelphia-Camden-Wilmington, PA-NJ-DE-MD [37980]	105	79	8.9%
Washington-Arlington-Alexandria, DC-VA-MD-WV [47900]	90	79	7.6%
Baton Rouge, LA [12940]	87	59	7.4%
Allentown-Bethlehem-Easton, PA-NJ [10900]	75	50	6.4%
Tulsa, OK [46140]	38	67	3.2%
Baltimore-Towson, MD [12580]	34	31	2.9%
Santa Rosa-Petaluma, CA [42220]	32	12	2.7%
Vallejo-Fairfield, CA [46700]	28	16	2.4%
Reno-Sparks, NV [39900]	22	14	1.9%
Salt Lake City, UT [41620]	18	12	1.5%
Cincinnati-Middletown, OH-KY-IN [17140]	17	14	1.4%
Trenton-Ewing, NJ [45940]	16	12	1.4%
Dallas-Fort Worth-Arlington, TX [19100]	15	7	1.3%
Albany-Schenectady-Troy, NY [10580]	14	17	1.2%
Huntington-Ashland, WV-KY-OH [26580]	14	6	1.2%
Cleveland-Elyria-Mentor, OH [17460]	11	12	0.9%
Boston-Cambridge-Quincy, MA-NH [14460]	10	16	0.8%
New Orleans-Metairie-Kenner, LA [35380]	9	9	0.8%
Hartford-West Hartford-East Hartford, CT [25540]	8	3	0.7%
Columbus, OH [18140]	7	11	0.6%
San Diego-Carlsbad-San Marcos, CA [41740]	7	7	0.6%
Denver-Aurora, CO [19740]	7	7	0.6%
Beaumont-Port Arthur, TX [13140]	7	6	0.6%
Kennewick-Richland-Pasco, WA [28420]	6	12	0.5%
San Antonio, TX [41700]	6	7	0.5%
Palm Bay-Melbourne-Titusville, FL [37340]	6	6	0.5%
College Station-Bryan, TX [17780]	6	2	0.5%
Durham, NC [20500]	5	11	0.4%
Pittsburgh, PA [38300]	5	7	0.4%
New Haven-Milford, CT [35300]	5	6	0.4%
Boulder, CO [14500]	5	5	0.4%
Topeka, KS [45820]	5	4	0.4%
Savannah, GA [42340]	5	2	0.4%
Louisville/Jefferson County, KY-IN [31140]	4	15	0.3%
Raleigh-Cary, NC [39580]	4	9	0.3%
Akron, OH [10420]	4	5	0.3%
Laredo, TX [29700]	4	4	0.3%
Fayetteville-Springdale-Rogers, AR-MO [22220]	4	3	0.3%
Oklahoma City, OK [36420]	4	3	0.3%
Springfield, MA [44140]	3	9	0.3%
State College, PA [44300]	3	7	0.3%
Rochester, NY [40380]	3	5	0.3%
Provo-Orem, UT [39340]	3	4	0.3%
Portland-Vancouver-Beaverton, OR-WA [38900]	3	3	0.3%
Naples-Marco Island, FL [34940]	3	3	0.3%
Cape Coral-Fort Myers, FL [15980]	3	3	0.3%
Riverside-San Bernardino-Ontario, CA [40140]	3	2	0.3%
Santa Cruz-Watsonville, CA [42100]	3	1	0.3%
Austin-Round Rock, TX [12420]	2	3	0.2%
Ann Arbor, MI [11460]	2	3	0.2%
Ogden-Clearfield, UT [36260]	2	2	0.2%
Pensacola-Ferry Pass-Brent, FL [37860]	2	2	0.2%
Champaign-Urbana, IL [16580]	2	2	0.2%
Mobile, AL [33660]	2	2	0.2%
Madison, WI [31540]	2	2	0.2%
Lafayette, LA [29180]	2	2	0.2%
Atlanta-Sandy Springs-Marietta, GA [12060]	2	2	0.2%
Corpus Christi, TX [18580]	2	2	0.2%
Buffalo-Niagara Falls, NY [15380]	2	2	0.2%
Phoenix-Mesa-Scottsdale, AZ [38060]	2	2	0.2%
Greeley, CO [24540]	2	2	0.2%
Kansas City, MO-KS [28140]	2	2	0.2%
Bridgeport-Stamford-Norwalk, CT [14860]	2	2	0.2%
McAllen-Edinburg-Mission, TX [32580]	2	2	0.2%

El Paso, TX [21340]	2	1	0.2%
San Jose-Sunnyvale-Santa Clara, CA [41940]	2	1	0.2%
Las Cruces, NM [29740]	2	1	0.2%

> CLASSIFYING, SEPARATING, AND ASSORTING SOLIDS [209] - {718} : (154)

Metro Region	Patents	Inventors	% Of Class
Chicago-Naperville-Joliet, IL-IN-WI [16980]	46	60	6.4%
Cincinnati-Middletown, OH-KY-IN [17140]	46	34	6.4%
Houston-Sugar Land-Baytown, TX [26420]	44	59	6.1%
San Francisco-Oakland-Fremont, CA [41860]	38	47	5.3%
Dallas-Fort Worth-Arlington, TX [19100]	38	44	5.3%
Washington-Arlington-Alexandria, DC-VA-MD-WV [47900]	28	40	3.9%
Binghamton, NY [13780]	26	23	3.6%
San Jose-Sunnyvale-Santa Clara, CA [41940]	24	33	3.3%
Philadelphia-Camden-Wilmington, PA-NJ-DE-MD [37980]	23	14	3.2%
Boston-Cambridge-Quincy, MA-NH [14460]	21	26	2.9%
Seattle-Tacoma-Bellevue, WA [42660]	21	22	2.9%
Phoenix-Mesa-Scottsdale, AZ [38060]	21	18	2.9%
Bridgeport-Stamford-Norwalk, CT [14860]	21	17	2.9%
Atlanta-Sandy Springs-Marietta, GA [12060]	21	16	2.9%
Eugene-Springfield, OR [21660]	16	14	2.2%
San Diego-Carlsbad-San Marcos, CA [41740]	14	16	1.9%
Minneapolis-St. Paul-Bloomington, MN-WI [33460]	13	19	1.8%
New York-Northern New Jersey-Long Island, NY-NJ-PA [35620]	13	17	1.8%
Portland-Vancouver-Beaverton, OR-WA [38900]	13	5	1.8%
Charlotte-Gastonia-Concord, NC-SC [16740]	12	10	1.7%
Lancaster, PA [29540]	12	9	1.7%
Baltimore-Towson, MD [12580]	10	13	1.4%
Nashville-Davidson--Murfreesboro--Franklin, TN [34980]	10	11	1.4%
Detroit-Warren-Livonia, MI [19820]	9	11	1.3%
Cedar Rapids, IA [16300]	9	11	1.3%
Jacksonville, FL [27260]	9	10	1.3%
Buffalo-Niagara Falls, NY [15380]	9	9	1.3%
Denver-Aurora, CO [19740]	9	8	1.3%
Sacramento--Arden-Arcade--Roseville, CA [40900]	8	8	1.1%
Duluth, MN-WI [20260]	8	7	1.1%
Des Moines-West Des Moines, IA [19780]	7	10	1%
Lexington-Fayette, KY [30460]	7	10	1%
Pittsburgh, PA [38300]	7	7	1%
Grand Rapids-Wyoming, MI [24340]	6	10	0.8%
Boise City-Nampa, ID [14260]	6	7	0.8%
Appleton, WI [11540]	6	5	0.8%
Spartanburg, SC [43900]	6	4	0.8%
Lafayette, LA [29180]	6	3	0.8%
Lakeland, FL [29460]	5	9	0.7%
Tampa-St. Petersburg-Clearwater, FL [45300]	5	8	0.7%
Trenton-Ewing, NJ [45940]	5	8	0.7%
Salinas, CA [41500]	5	7	0.7%
Boulder, CO [14500]	5	6	0.7%
Providence-New Bedford-Fall River, RI-MA [39300]	5	6	0.7%
Madison, WI [31540]	5	6	0.7%
Indianapolis-Carmel, IN [26900]	5	5	0.7%
Iowa City, IA [26980]	5	4	0.7%
Omaha-Council Bluffs, NE-IA [36540]	4	12	0.6%
San Antonio, TX [41700]	4	11	0.6%
Tucson, AZ [46060]	4	10	0.6%
Erie, PA [21500]	4	10	0.6%
Kingsport-Bristol-Bristol, TN-VA [28700]	4	7	0.6%
Laredo, TX [29700]	4	7	0.6%
Louisville/Jefferson County, KY-IN [31140]	4	7	0.6%
Johnson City, TN [27740]	4	6	0.6%

Austin-Round Rock, TX [12420]	4	6	0.6%
Cleveland-Elyria-Mentor, OH [17460]	4	6	0.6%
Greeley, CO [24540]	4	5	0.6%
Oshkosh-Neenah, WI [36780]	4	5	0.6%
Bend, OR [13460]	4	4	0.6%
New Haven-Milford, CT [35300]	4	4	0.6%
New Orleans-Metairie-Kenner, LA [35380]	4	4	0.6%
Albany-Schenectady-Troy, NY [10580]	4	3	0.6%
Fresno, CA [23420]	4	3	0.6%
Reno-Sparks, NV [39900]	4	2	0.6%
St. Louis, MO-IL [41180]	4	2	0.6%
Akron, OH [10420]	3	6	0.4%
Knoxville, TN [28940]	3	6	0.4%
Dayton, OH [19380]	3	5	0.4%
Worcester, MA [49340]	3	5	0.4%
Champaign-Urbana, IL [16580]	3	5	0.4%
Yuma, AZ [49740]	3	4	0.4%
Tulsa, OK [46140]	3	4	0.4%
Milwaukee-Waukesha-West Allis, WI [33340]	3	4	0.4%
Miami-Fort Lauderdale-Pompano Beach, FL [33100]	3	3	0.4%
Manchester-Nashua, NH [31700]	3	3	0.4%
Hartford-West Hartford-East Hartford, CT [25540]	3	3	0.4%
Kennewick-Richland-Pasco, WA [28420]	3	3	0.4%
Blacksburg-Christiansburg-Radford, VA [13980]	3	3	0.4%
Santa Cruz-Watsonville, CA [42100]	3	2	0.4%
Green Bay, WI [24580]	3	2	0.4%
York-Hanover, PA [49620]	3	2	0.4%
Naples-Marco Island, FL [34940]	3	1	0.4%
Cape Coral-Fort Myers, FL [15980]	3	1	0.4%
Canton-Massillon, OH [15940]	2	5	0.3%
Virginia Beach-Norfolk-Newport News, VA-NC [47260]	2	5	0.3%
Albuquerque, NM [10740]	2	4	0.3%
Fort Collins-Loveland, CO [22660]	2	4	0.3%
Greenville-Mauldin-Easley, SC [24860]	2	4	0.3%
Huntington-Ashland, WV-KY-OH [26580]	2	4	0.3%
Peoria, IL [37900]	2	4	0.3%
San Luis Obispo-Paso Robles, CA [42020]	2	4	0.3%
Las Vegas-Paradise, NV [29820]	2	3	0.3%
Florence, SC [22500]	2	3	0.3%
Winston-Salem, NC [49180]	2	3	0.3%
Provo-Orem, UT [39340]	2	3	0.3%
Richmond, VA [40060]	2	2	0.3%
Port St. Lucie, FL [38940]	2	2	0.3%
Birmingham-Hoover, AL [13820]	2	2	0.3%
Reading, PA [39740]	2	2	0.3%
Kalamazoo-Portage, MI [28020]	2	2	0.3%
Corpus Christi, TX [18580]	2	2	0.3%
Salt Lake City, UT [41620]	2	2	0.3%
Vallejo-Fairfield, CA [46700]	2	2	0.3%
Memphis, TN-MS-AR [32820]	2	2	0.3%
Rockford, IL [40420]	2	2	0.3%
Columbus, GA-AL [17980]	2	1	0.3%
Visalia-Porterville, CA [47300]	2	1	0.3%
Kansas City, MO-KS [28140]	2	1	0.3%
Little Rock-North Little Rock-Conway, AR [30780]	2	1	0.3%
Oxnard-Thousand Oaks-Ventura, CA [37100]	2	1	0.3%

> LIQUID PURIFICATION OR SEPARATION [210] - {4921} : (223)

Metro Region	Patents	Inventors	% Of Class
Boston-Cambridge-Quincy, MA-NH [14460]	329	327	6.7%
Chicago-Naperville-Joliet, IL-IN-WI [16980]	295	347	6%

New York-Northern New Jersey-Long Island, NY-NJ-PA [35620]	284	256	5.8%
San Francisco-Oakland-Fremont, CA [41860]	275	262	5.6%
Philadelphia-Camden-Wilmington, PA-NJ-DE-MD [37980]	230	227	4.7%
Houston-Sugar Land-Baytown, TX [26420]	227	225	4.6%
Minneapolis-St. Paul-Bloomington, MN-WI [33460]	185	129	3.8%
Denver-Aurora, CO [19740]	180	121	3.7%
San Diego-Carlsbad-San Marcos, CA [41740]	157	135	3.2%
San Jose-Sunnyvale-Santa Clara, CA [41940]	149	148	3%
Phoenix-Mesa-Scottsdale, AZ [38060]	113	85	2.3%
Atlanta-Sandy Springs-Marietta, GA [12060]	103	112	2.1%
Boulder, CO [14500]	102	75	2.1%
Washington-Arlington-Alexandria, DC-VA-MD-WV [47900]	97	100	2%
Pittsburgh, PA [38300]	92	100	1.9%
Miami-Fort Lauderdale-Pompano Beach, FL [33100]	89	83	1.8%
Hartford-West Hartford-East Hartford, CT [25540]	85	68	1.7%
Dallas-Fort Worth-Arlington, TX [19100]	84	89	1.7%
Milwaukee-Waukesha-West Allis, WI [33340]	81	66	1.6%
Cincinnati-Middletown, OH-KY-IN [17140]	80	90	1.6%
Worcester, MA [49340]	80	60	1.6%
Detroit-Warren-Livonia, MI [19820]	78	89	1.6%
Madison, WI [31540]	78	79	1.6%
Tampa-St. Petersburg-Clearwater, FL [45300]	78	70	1.6%
Cleveland-Elyria-Mentor, OH [17460]	75	76	1.5%
Seattle-Tacoma-Bellevue, WA [42660]	73	100	1.5%
Durham, NC [20500]	67	60	1.4%
Oxnard-Thousand Oaks-Ventura, CA [37100]	64	50	1.3%
Raleigh-Cary, NC [39580]	63	61	1.3%
Charlotte-Gastonia-Concord, NC-SC [16740]	62	45	1.3%
Salt Lake City, UT [41620]	57	46	1.2%
Baltimore-Towson, MD [12580]	56	60	1.1%
Greeley, CO [24540]	56	47	1.1%
Janesville, WI [27500]	56	33	1.1%
Portland-Vancouver-Beaverton, OR-WA [38900]	55	65	1.1%
Kansas City, MO-KS [28140]	55	48	1.1%
New Haven-Milford, CT [35300]	52	43	1.1%
Bridgeport-Stamford-Norwalk, CT [14860]	51	46	1%
Palm Bay-Melbourne-Titusville, FL [37340]	50	32	1%
Fort Collins-Loveland, CO [22660]	46	40	0.9%
Providence-New Bedford-Fall River, RI-MA [39300]	46	36	0.9%
Riverside-San Bernardino-Ontario, CA [40140]	45	37	0.9%
Modesto, CA [33700]	45	29	0.9%
Allentown-Bethlehem-Easton, PA-NJ [10900]	43	50	0.9%
Indianapolis-Carmel, IN [26900]	43	34	0.9%
Tulsa, OK [46140]	42	55	0.9%
New Orleans-Metairie-Kenner, LA [35380]	42	35	0.9%
Manchester-Nashua, NH [31700]	42	33	0.9%
Rochester, NY [40380]	41	48	0.8%
Akron, OH [10420]	41	38	0.8%
Toledo, OH [45780]	39	31	0.8%
Orlando-Kissimmee, FL [36740]	39	30	0.8%
Albany-Schenectady-Troy, NY [10580]	37	48	0.8%
Ann Arbor, MI [11460]	36	37	0.7%
Richmond, VA [40060]	36	34	0.7%
Lafayette, LA [29180]	36	21	0.7%
Baton Rouge, LA [12940]	34	40	0.7%
Nashville-Davidson--Murfreesboro--Franklin, TN [34980]	32	28	0.7%
Boise City-Nampa, ID [14260]	31	23	0.6%
Stockton, CA [44700]	31	18	0.6%
Rockford, IL [40420]	31	14	0.6%
Portland-South Portland-Biddeford, ME [38860]	29	23	0.6%
Austin-Round Rock, TX [12420]	28	32	0.6%
Sacramento--Arden-Arcade--Roseville, CA [40900]	28	31	0.6%
Racine, WI [39540]	28	21	0.6%
Louisville/Jefferson County, KY-IN [31140]	27	46	0.5%
Albuquerque, NM [10740]	25	38	0.5%

Jacksonville, FL [27260]	24	17	0.5%
Blacksburg-Christiansburg-Radford, VA [13980]	23	21	0.5%
Kalamazoo-Portage, MI [28020]	22	26	0.4%
Santa Rosa-Petaluma, CA [42220]	22	20	0.4%
Peoria, IL [37900]	22	14	0.4%
Lakeland, FL [29460]	21	22	0.4%
Omaha-Council Bluffs, NE-IA [36540]	21	22	0.4%
Santa Cruz-Watsonville, CA [42100]	21	13	0.4%
Greensboro-High Point, NC [24660]	21	9	0.4%
Virginia Beach-Norfolk-Newport News, VA-NC [47260]	20	25	0.4%
Reno-Sparks, NV [39900]	20	23	0.4%
State College, PA [44300]	20	20	0.4%
Oklahoma City, OK [36420]	20	18	0.4%
Fayetteville, NC [22180]	20	15	0.4%
Columbus, OH [18140]	19	34	0.4%
Cape Coral-Fort Myers, FL [15980]	19	21	0.4%
Bakersfield, CA [12540]	19	13	0.4%
Knoxville, TN [28940]	18	24	0.4%
Lansing-East Lansing, MI [29620]	18	16	0.4%
San Luis Obispo-Paso Robles, CA [42020]	18	14	0.4%
Port St. Lucie, FL [38940]	18	13	0.4%
Colorado Springs, CO [17820]	17	21	0.3%
Appleton, WI [11540]	17	20	0.3%
Springfield, MA [44140]	17	17	0.3%
Memphis, TN-MS-AR [32820]	17	15	0.3%
Grand Rapids-Wyoming, MI [24340]	16	17	0.3%
College Station-Bryan, TX [17780]	16	16	0.3%
Bremerton-Silverdale, WA [14740]	16	13	0.3%
Champaign-Urbana, IL [16580]	15	17	0.3%
Las Vegas-Paradise, NV [29820]	15	16	0.3%
Vallejo-Fairfield, CA [46700]	15	15	0.3%
Syracuse, NY [45060]	15	13	0.3%
South Bend-Mishawaka, IN-MI [43780]	15	13	0.3%
Columbia, SC [17900]	15	11	0.3%
Tyler, TX [46340]	15	10	0.3%
Pensacola-Ferry Pass-Brent, FL [37860]	15	9	0.3%
Huntsville, AL [26620]	14	16	0.3%
St. Louis, MO-IL [41180]	14	14	0.3%
Fort Wayne, IN [23060]	14	9	0.3%
Beaumont-Port Arthur, TX [13140]	14	7	0.3%
Barnstable Town, MA [12700]	14	4	0.3%
Dayton, OH [19380]	13	19	0.3%
Tucson, AZ [46060]	13	15	0.3%
Naples-Marco Island, FL [34940]	13	14	0.3%
Oshkosh-Neenah, WI [36780]	13	13	0.3%
Evansville, IN-KY [21780]	13	9	0.3%
Yuba City, CA [49700]	13	8	0.3%
Gainesville, GA [23580]	13	6	0.3%
Kennewick-Richland-Pasco, WA [28420]	12	24	0.2%
Erie, PA [21500]	12	21	0.2%
Lincoln, NE [30700]	12	13	0.2%
Reading, PA [39740]	12	11	0.2%
Niles-Benton Harbor, MI [35660]	12	11	0.2%
Deltona-Daytona Beach-Ormond Beach, FL [19660]	12	9	0.2%
Gainesville, FL [23540]	11	18	0.2%
Provo-Orem, UT [39340]	11	17	0.2%
Greenville-Mauldin-Easley, SC [24860]	11	15	0.2%
Wichita, KS [48620]	11	14	0.2%
Winston-Salem, NC [49180]	11	11	0.2%
Lexington-Fayette, KY [30460]	11	10	0.2%
Lancaster, PA [29540]	11	9	0.2%
Longview, TX [30980]	11	5	0.2%
Buffalo-Niagara Falls, NY [15380]	10	12	0.2%
San Antonio, TX [41700]	10	11	0.2%
Fresno, CA [23420]	10	8	0.2%



Ogden-Clearfield, UT [36260]	10	5	0.2%
Merced, CA [32900]	10	2	0.2%
Trenton-Ewing, NJ [45940]	9	10	0.2%
Chattanooga, TN-GA [16860]	8	10	0.2%
Augusta-Richmond County, GA-SC [12260]	8	10	0.2%
Topeka, KS [45820]	8	10	0.2%
Eugene-Springfield, OR [21660]	8	10	0.2%
Wilmington, NC [48900]	8	9	0.2%
Charleston, WV [16620]	8	8	0.2%
Scranton--Wilkes-Barre, PA [42540]	8	6	0.2%
Des Moines-West Des Moines, IA [19780]	8	6	0.2%
Tallahassee, FL [45220]	7	12	0.1%
Birmingham-Hoover, AL [13820]	7	9	0.1%
Anchorage, AK [11260]	7	7	0.1%
Flint, MI [22420]	7	7	0.1%
Salem, OR [41420]	7	6	0.1%
Johnson City, TN [27740]	7	5	0.1%
Columbia, MO [17860]	7	5	0.1%
Kingsport-Bristol-Bristol, TN-VA [28700]	7	5	0.1%
Hagerstown-Martinsburg, MD-WV [25180]	7	4	0.1%
Roanoke, VA [40220]	7	4	0.1%
Mobile, AL [33660]	7	4	0.1%
Youngstown-Warren-Boardman, OH-PA [49660]	6	9	0.1%
Charlottesville, VA [16820]	6	9	0.1%
Fayetteville-Springdale-Rogers, AR-MO [22220]	6	7	0.1%
Punta Gorda, FL [39460]	6	7	0.1%
Cedar Rapids, IA [16300]	6	7	0.1%
Hickory-Lenoir-Morganton, NC [25860]	6	6	0.1%
Bellingham, WA [13380]	6	6	0.1%
Green Bay, WI [24580]	6	5	0.1%
Saginaw-Saginaw Township North, MI [40980]	6	4	0.1%
Binghamton, NY [13780]	6	3	0.1%
Las Cruces, NM [29740]	5	8	0.1%
Iowa City, IA [26980]	5	6	0.1%
Savannah, GA [42340]	5	6	0.1%
Elkhart-Goshen, IN [21140]	5	6	0.1%
Visalia-Porterville, CA [47300]	5	5	0.1%
Dover, DE [20100]	5	4	0.1%
Norwich-New London, CT [35980]	5	4	0.1%
Lake Charles, LA [29340]	5	4	0.1%
Waco, TX [47380]	5	3	0.1%
Corpus Christi, TX [18580]	5	2	0.1%
Olympia, WA [36500]	5	2	0.1%
Bend, OR [13460]	4	11	0.1%
Kingston, NY [28740]	4	7	0.1%
Little Rock-North Little Rock-Conway, AR [30780]	4	7	0.1%
Charleston-North Charleston, SC [16700]	4	7	0.1%
Burlington-South Burlington, VT [15540]	4	5	0.1%
Laredo, TX [29700]	4	5	0.1%
Harrisburg-Carlisle, PA [25420]	4	4	0.1%
Florence, SC [22500]	4	4	0.1%
Asheville, NC [11700]	4	3	0.1%
Abilene, TX [10180]	4	2	0.1%
Waterloo-Cedar Falls, IA [47940]	3	8	0.1%
Burlington, NC [15500]	3	5	0.1%
El Paso, TX [21340]	3	5	0.1%
Prescott, AZ [39140]	3	4	0.1%
Ocala, FL [36100]	3	4	0.1%
Monroe, LA [33740]	3	4	0.1%
Muskegon-Norton Shores, MI [34740]	3	4	0.1%
Salinas, CA [41500]	3	4	0.1%
Athens-Clarke County, GA [12020]	3	3	0.1%
Bloomington, IN [14020]	3	3	0.1%
Midland, TX [33260]	3	3	0.1%
Duluth, MN-WI [20260]	3	2	0.1%

Spokane, WA [44060]	3	2	0.1%
Killeen-Temple-Fort Hood, TX [28660]	3	2	0.1%
Jackson, MI [27100]	3	2	0.1%
Panama City-Lynn Haven, FL [37460]	2	6	0%
Spartanburg, SC [43900]	2	4	0%
Lubbock, TX [31180]	2	3	0%
Columbus, GA-AL [17980]	2	3	0%
Jackson, MS [27140]	2	3	0%
Sioux City, IA-NE-SD [43580]	2	2	0%
Bowling Green, KY [14540]	2	2	0%
Greenville, NC [24780]	2	2	0%
Sioux Falls, SD [43620]	2	2	0%
El Centro, CA [20940]	2	1	0%
Billings, MT [13740]	2	1	0%
Lynchburg, VA [31340]	2	1	0%

> SUPPORTS: RACKS [211] - {1295} : (189)

Metro Region	Patents	Inventors	% Of Class
New York-Northern New Jersey-Long Island, NY-NJ-PA [35620]	139	143	10.7%
Chicago-Naperville-Joliet, IL-IN-WI [16980]	119	157	9.2%
Minneapolis-St. Paul-Bloomington, MN-WI [33460]	69	61	5.3%
Cleveland-Elyria-Mentor, OH [17460]	53	49	4.1%
Atlanta-Sandy Springs-Marietta, GA [12060]	48	54	3.7%
Dallas-Fort Worth-Arlington, TX [19100]	42	40	3.2%
Akron, OH [10420]	41	29	3.2%
Philadelphia-Camden-Wilmington, PA-NJ-DE-MD [37980]	37	38	2.9%
Phoenix-Mesa-Scottsdale, AZ [38060]	32	28	2.5%
San Francisco-Oakland-Fremont, CA [41860]	29	31	2.2%
Cincinnati-Middletown, OH-KY-IN [17140]	28	38	2.2%
Milwaukee-Waukesha-West Allis, WI [33340]	27	26	2.1%
Bridgeport-Stamford-Norwalk, CT [14860]	26	22	2%
Riverside-San Bernardino-Ontario, CA [40140]	25	16	1.9%
Detroit-Warren-Livonia, MI [19820]	23	26	1.8%
Boston-Cambridge-Quincy, MA-NH [14460]	22	32	1.7%
San Diego-Carlsbad-San Marcos, CA [41740]	21	23	1.6%
Houston-Sugar Land-Baytown, TX [26420]	20	26	1.5%
Austin-Round Rock, TX [12420]	20	20	1.5%
Denver-Aurora, CO [19740]	20	16	1.5%
Rockford, IL [40420]	20	10	1.5%
Charlotte-Gastonia-Concord, NC-SC [16740]	19	23	1.5%
San Jose-Sunnyvale-Santa Clara, CA [41940]	18	23	1.4%
Grand Rapids-Wyoming, MI [24340]	16	16	1.2%
Kansas City, MO-KS [28140]	15	16	1.2%
Allentown-Bethlehem-Easton, PA-NJ [10900]	15	5	1.2%
St. Louis, MO-IL [41180]	14	17	1.1%
Tampa-St. Petersburg-Clearwater, FL [45300]	14	14	1.1%
Providence-New Bedford-Fall River, RI-MA [39300]	14	13	1.1%
Madison, WI [31540]	13	20	1%
Greeley, CO [24540]	13	18	1%
Seattle-Tacoma-Bellevue, WA [42660]	13	18	1%
Nashville-Davidson--Murfreesboro--Franklin, TN [34980]	13	16	1%
Baltimore-Towson, MD [12580]	13	13	1%
Pittsburgh, PA [38300]	12	15	0.9%
Miami-Fort Lauderdale-Pompano Beach, FL [33100]	12	15	0.9%
Orlando-Kissimmee, FL [36740]	12	12	0.9%
South Bend-Mishawaka, IN-MI [43780]	12	5	0.9%
Durham, NC [20500]	11	17	0.8%
Boulder, CO [14500]	11	13	0.8%
Washington-Arlington-Alexandria, DC-VA-MD-WV [47900]	11	12	0.8%
Portland-Vancouver-Beaverton, OR-WA [38900]	11	12	0.8%
Scranton--Wilkes-Barre, PA [42540]	11	8	0.8%

Reading, PA [39740]	11	5	0.8%
Raleigh-Cary, NC [39580]	10	17	0.8%
Richmond, VA [40060]	10	17	0.8%
Indianapolis-Carmel, IN [26900]	10	9	0.8%
Fort Collins-Loveland, CO [22660]	9	13	0.7%
Louisville/Jefferson County, KY-IN [31140]	9	13	0.7%
Janesville, WI [27500]	9	11	0.7%
Las Vegas-Paradise, NV [29820]	9	10	0.7%
Worcester, MA [49340]	9	8	0.7%
Santa Rosa-Petaluma, CA [42220]	9	4	0.7%
Toledo, OH [45780]	8	11	0.6%
Niles-Benton Harbor, MI [35660]	8	10	0.6%
Evansville, IN-KY [21780]	7	10	0.5%
Appleton, WI [11540]	7	9	0.5%
Canton-Massillon, OH [15940]	7	8	0.5%
Salt Lake City, UT [41620]	7	8	0.5%
San Antonio, TX [41700]	7	8	0.5%
Elkhart-Goshen, IN [21140]	7	7	0.5%
Dayton, OH [19380]	7	6	0.5%
Ocala, FL [36100]	7	5	0.5%
Hickory-Lenoir-Morganton, NC [25860]	7	4	0.5%
Colorado Springs, CO [17820]	6	12	0.5%
Tucson, AZ [46060]	6	9	0.5%
Greensboro-High Point, NC [24660]	6	7	0.5%
Palm Bay-Melbourne-Titusville, FL [37340]	6	7	0.5%
Columbus, OH [18140]	6	6	0.5%
Ogden-Clearfield, UT [36260]	6	6	0.5%
New Haven-Milford, CT [35300]	6	6	0.5%
Oxnard-Thousand Oaks-Ventura, CA [37100]	6	6	0.5%
Ann Arbor, MI [11460]	6	5	0.5%
Sacramento--Arden-Arcade--Roseville, CA [40900]	6	5	0.5%
Oshkosh-Neenah, WI [36780]	6	4	0.5%
Racine, WI [39540]	5	9	0.4%
Winston-Salem, NC [49180]	5	8	0.4%
Fayetteville-Springdale-Rogers, AR-MO [22220]	5	7	0.4%
Provo-Orem, UT [39340]	5	6	0.4%
Hartford-West Hartford-East Hartford, CT [25540]	5	6	0.4%
Oklahoma City, OK [36420]	5	5	0.4%
Laredo, TX [29700]	5	5	0.4%
Knoxville, TN [28940]	4	8	0.3%
Green Bay, WI [24580]	4	7	0.3%
Memphis, TN-MS-AR [32820]	4	6	0.3%
Greenville, NC [24780]	4	5	0.3%
Deltona-Daytona Beach-Ormond Beach, FL [19660]	4	4	0.3%
Muskegon-Norton Shores, MI [34740]	4	4	0.3%
Rochester, NY [40380]	4	4	0.3%
Omaha-Council Bluffs, NE-IA [36540]	4	4	0.3%
Jacksonville, FL [27260]	4	4	0.3%
Davenport-Moline-Rock Island, IA-IL [19340]	4	4	0.3%
Dover, DE [20100]	4	4	0.3%
Lakeland, FL [29460]	4	3	0.3%
Houma-Bayou Cane-Thibodaux, LA [26380]	4	1	0.3%
Shreveport-Bossier City, LA [43340]	3	6	0.2%
San Luis Obispo-Paso Robles, CA [42020]	3	5	0.2%
Spokane, WA [44060]	3	5	0.2%
Greenville-Mauldin-Easley, SC [24860]	3	4	0.2%
Youngstown-Warren-Boardman, OH-PA [49660]	3	4	0.2%
Iowa City, IA [26980]	3	4	0.2%
Rochester, MN [40340]	3	4	0.2%
Burlington-South Burlington, VT [15540]	3	4	0.2%
Cedar Rapids, IA [16300]	3	4	0.2%
Wichita, KS [48620]	3	4	0.2%
Kalamazoo-Portage, MI [28020]	3	3	0.2%
Topeka, KS [45820]	3	3	0.2%
Springfield, MA [44140]	3	3	0.2%

Buffalo-Niagara Falls, NY [15380]	3	3	0.2%
Burlington, NC [15500]	3	3	0.2%
Lancaster, PA [29540]	3	3	0.2%
Boise City-Nampa, ID [14260]	3	2	0.2%
Bloomington, IN [14020]	3	2	0.2%
Cape Coral-Fort Myers, FL [15980]	3	2	0.2%
Yuba City, CA [49700]	3	2	0.2%
Salem, OR [41420]	3	2	0.2%
Norwich-New London, CT [35980]	3	2	0.2%
Duluth, MN-WI [20260]	3	1	0.2%
Reno-Sparks, NV [39900]	2	5	0.2%
Tulsa, OK [46140]	2	4	0.2%
Fort Wayne, IN [23060]	2	4	0.2%
Erie, PA [21500]	2	4	0.2%
Chattanooga, TN-GA [16860]	2	3	0.2%
Lafayette, LA [29180]	2	3	0.2%
Bellingham, WA [13380]	2	3	0.2%
Corpus Christi, TX [18580]	2	3	0.2%
Lexington-Fayette, KY [30460]	2	3	0.2%
New Orleans-Metairie-Kenner, LA [35380]	2	3	0.2%
Lake Havasu City-Kingman, AZ [29420]	2	3	0.2%
Kingston, NY [28740]	2	3	0.2%
Tallahassee, FL [45220]	2	2	0.2%
Manchester-Nashua, NH [31700]	2	2	0.2%
Florence, SC [22500]	2	2	0.2%
York-Hanover, PA [49620]	2	2	0.2%
Monroe, LA [33740]	2	2	0.2%
Saginaw-Saginaw Township North, MI [40980]	2	2	0.2%
Des Moines-West Des Moines, IA [19780]	2	2	0.2%
Huntsville, AL [26620]	2	2	0.2%
Pensacola-Ferry Pass-Brent, FL [37860]	2	2	0.2%
Joplin, MO [27900]	2	2	0.2%
Santa Cruz-Watsonville, CA [42100]	2	2	0.2%
Lansing-East Lansing, MI [29620]	2	2	0.2%
Virginia Beach-Norfolk-Newport News, VA-NC [47260]	2	2	0.2%
Syracuse, NY [45060]	2	2	0.2%
Kingsport-Bristol-Bristol, TN-VA [28700]	2	2	0.2%
Punta Gorda, FL [39460]	2	1	0.2%
Augusta-Richmond County, GA-SC [12260]	2	1	0.2%
Trenton-Ewing, NJ [45940]	2	1	0.2%
Jackson, MI [27100]	2	1	0.2%
Killeen-Temple-Fort Hood, TX [28660]	2	1	0.2%

> TRAVERSING HOISTS [212] - {112} : (55)

Metro Region	Patents	Inventors	% Of Class
Chicago-Naperville-Joliet, IL-IN-WI [16980]	13	22	11.6%
Milwaukee-Waukesha-West Allis, WI [33340]	10	6	8.9%
Green Bay, WI [24580]	7	4	6.3%
New York-Northern New Jersey-Long Island, NY-NJ-PA [35620]	6	6	5.4%
San Francisco-Oakland-Fremont, CA [41860]	5	8	4.5%
Portland-Vancouver-Beaverton, OR-WA [38900]	4	8	3.6%
Houston-Sugar Land-Baytown, TX [26420]	4	4	3.6%
Washington-Arlington-Alexandria, DC-VA-MD-WV [47900]	4	4	3.6%
Detroit-Warren-Livonia, MI [19820]	4	3	3.6%
Peoria, IL [37900]	3	6	2.7%
Atlanta-Sandy Springs-Marietta, GA [12060]	3	6	2.7%
Rochester, NY [40380]	3	5	2.7%
San Diego-Carlsbad-San Marcos, CA [41740]	3	3	2.7%
Philadelphia-Camden-Wilmington, PA-NJ-DE-MD [37980]	3	3	2.7%
Buffalo-Niagara Falls, NY [15380]	3	2	2.7%
Seattle-Tacoma-Bellevue, WA [42660]	3	1	2.7%

Virginia Beach-Norfolk-Newport News, VA-NC [47260]	2	5	1.8%
Lexington-Fayette, KY [30460]	2	4	1.8%
Albany-Schenectady-Troy, NY [10580]	2	4	1.8%
Tulsa, OK [46140]	2	4	1.8%
Racine, WI [39540]	2	3	1.8%
Panama City-Lynn Haven, FL [37460]	2	3	1.8%
Greenville-Mauldin-Easley, SC [24860]	2	3	1.8%
New Orleans-Metairie-Kenner, LA [35380]	2	2	1.8%
Hagerstown-Martinsburg, MD-WV [25180]	2	2	1.8%
Baltimore-Towson, MD [12580]	2	2	1.8%
Oxnard-Thousand Oaks-Ventura, CA [37100]	2	2	1.8%
Minneapolis-St. Paul-Bloomington, MN-WI [33460]	2	2	1.8%
Montgomery, AL [33860]	2	2	1.8%
Boston-Cambridge-Quincy, MA-NH [14460]	2	2	1.8%
Lincoln, NE [30700]	2	2	1.8%
Brownsville-Harlingen, TX [15180]	2	2	1.8%
Miami-Fort Lauderdale-Pompano Beach, FL [33100]	2	1	1.8%
Tallahassee, FL [45220]	2	1	1.8%
Allentown-Bethlehem-Easton, PA-NJ [10900]	2	1	1.8%
Spartanburg, SC [43900]	2	1	1.8%

> RAILWAY DRAFT APPLIANCES [213] - {91} : (38)

Metro Region	Patents	Inventors	% Of Class
Chicago-Naperville-Joliet, IL-IN-WI [16980]	52	34	57.1%
New York-Northern New Jersey-Long Island, NY-NJ-PA [35620]	8	8	8.8%
Pittsburgh, PA [38300]	5	4	5.5%
Muskegon-Norton Shores, MI [34740]	4	3	4.4%
Eugene-Springfield, OR [21660]	4	2	4.4%
Grand Rapids-Wyoming, MI [24340]	4	2	4.4%
Rockford, IL [40420]	4	1	4.4%
Harrisburg-Carlisle, PA [25420]	3	3	3.3%
San Francisco-Oakland-Fremont, CA [41860]	2	3	2.2%
Baltimore-Towson, MD [12580]	2	2	2.2%
Winston-Salem, NC [49180]	2	2	2.2%
St. Louis, MO-IL [41180]	2	2	2.2%
Philadelphia-Camden-Wilmington, PA-NJ-DE-MD [37980]	2	2	2.2%
Washington-Arlington-Alexandria, DC-VA-MD-WV [47900]	2	2	2.2%
Spartanburg, SC [43900]	2	2	2.2%
Niles-Benton Harbor, MI [35660]	2	2	2.2%
Miami-Fort Lauderdale-Pompano Beach, FL [33100]	2	1	2.2%
Greenville-Mauldin-Easley, SC [24860]	2	1	2.2%
Davenport-Moline-Rock Island, IA-IL [19340]	2	1	2.2%
Youngstown-Warren-Boardman, OH-PA [49660]	2	1	2.2%

> BOTTLES AND JARS [215] - {660} : (120)

Metro Region	Patents	Inventors	% Of Class
New York-Northern New Jersey-Long Island, NY-NJ-PA [35620]	69	68	10.5%
Toledo, OH [45780]	68	58	10.3%
York-Hanover, PA [49620]	65	53	9.8%
Chicago-Naperville-Joliet, IL-IN-WI [16980]	63	82	9.5%
Evansville, IN-KY [21780]	38	34	5.8%
Jackson, MI [27100]	38	22	5.8%
Ann Arbor, MI [11460]	37	35	5.6%
Cleveland-Elyria-Mentor, OH [17460]	36	15	5.5%
Akron, OH [10420]	30	12	4.5%
San Francisco-Oakland-Fremont, CA [41860]	20	28	3%

Boston-Cambridge-Quincy, MA-NH [14460]	19	21	2.9%
Denver-Aurora, CO [19740]	18	22	2.7%
Lancaster, PA [29540]	18	15	2.7%
Philadelphia-Camden-Wilmington, PA-NJ-DE-MD [37980]	17	18	2.6%
Detroit-Warren-Livonia, MI [19820]	12	12	1.8%
Bridgeport-Stamford-Norwalk, CT [14860]	12	12	1.8%
Boulder, CO [14500]	12	10	1.8%
Harrisburg-Carlisle, PA [25420]	12	4	1.8%
Cincinnati-Middletown, OH-KY-IN [17140]	11	15	1.7%
Manchester-Nashua, NH [31700]	11	12	1.7%
Providence-New Bedford-Fall River, RI-MA [39300]	11	11	1.7%
Baltimore-Towson, MD [12580]	10	15	1.5%
San Jose-Sunnyvale-Santa Clara, CA [41940]	10	12	1.5%
Miami-Fort Lauderdale-Pompano Beach, FL [33100]	10	12	1.5%
Washington-Arlington-Alexandria, DC-VA-MD-WV [47900]	10	9	1.5%
Atlanta-Sandy Springs-Marietta, GA [12060]	10	8	1.5%
Dallas-Fort Worth-Arlington, TX [19100]	9	11	1.4%
Charlotte-Gastonia-Concord, NC-SC [16740]	9	3	1.4%
Indianapolis-Carmel, IN [26900]	8	16	1.2%
Seattle-Tacoma-Bellevue, WA [42660]	8	11	1.2%
Racine, WI [39540]	8	10	1.2%
Milwaukee-Waukesha-West Allis, WI [33340]	8	10	1.2%
Louisville/Jefferson County, KY-IN [31140]	8	9	1.2%
Columbus, OH [18140]	8	9	1.2%
New Haven-Milford, CT [35300]	8	8	1.2%
Riverside-San Bernardino-Ontario, CA [40140]	7	8	1.1%
Portland-Vancouver-Beaverton, OR-WA [38900]	7	7	1.1%
Greeley, CO [24540]	7	7	1.1%
Minneapolis-St. Paul-Bloomington, MN-WI [33460]	7	7	1.1%
Canton-Massillon, OH [15940]	7	5	1.1%
Reading, PA [39740]	7	5	1.1%
Houston-Sugar Land-Baytown, TX [26420]	7	5	1.1%
Reno-Sparks, NV [39900]	6	5	0.9%
Sacramento--Arden-Arcade--Roseville, CA [40900]	6	5	0.9%
Worcester, MA [49340]	6	5	0.9%
St. Louis, MO-IL [41180]	6	3	0.9%
Allentown-Bethlehem-Easton, PA-NJ [10900]	5	5	0.8%
Orlando-Kissimmee, FL [36740]	5	4	0.8%
Raleigh-Cary, NC [39580]	4	5	0.6%
San Diego-Carlsbad-San Marcos, CA [41740]	4	4	0.6%
Durham, NC [20500]	4	4	0.6%
Hartford-West Hartford-East Hartford, CT [25540]	4	2	0.6%
Colorado Springs, CO [17820]	4	1	0.6%
Vineland-Millville-Bridgeton, NJ [47220]	3	4	0.5%
Yuba City, CA [49700]	3	3	0.5%
Phoenix-Mesa-Scottsdale, AZ [38060]	3	3	0.5%
Spartanburg, SC [43900]	3	1	0.5%
Rochester, NY [40380]	2	9	0.3%
Dayton, OH [19380]	2	4	0.3%
Burlington, NC [15500]	2	3	0.3%
Oshkosh-Neenah, WI [36780]	2	3	0.3%
Springfield, MA [44140]	2	3	0.3%
Erie, PA [21500]	2	3	0.3%
Syracuse, NY [45060]	2	3	0.3%
Appleton, WI [11540]	2	3	0.3%
Fort Collins-Loveland, CO [22660]	2	2	0.3%
Tampa-St. Petersburg-Clearwater, FL [45300]	2	2	0.3%
Albany-Schenectady-Troy, NY [10580]	2	2	0.3%
Pittsburgh, PA [38300]	2	2	0.3%
Oxnard-Thousand Oaks-Ventura, CA [37100]	2	2	0.3%
Palm Bay-Melbourne-Titusville, FL [37340]	2	2	0.3%
Rockford, IL [40420]	2	2	0.3%
Salt Lake City, UT [41620]	2	2	0.3%
Greenville-Mauldin-Easley, SC [24860]	2	2	0.3%
Norwich-New London, CT [35980]	2	2	0.3%

Austin-Round Rock, TX [12420]	2	2	0.3%
Deltona-Daytona Beach-Ormond Beach, FL [19660]	2	1	0.3%
Lexington-Fayette, KY [30460]	2	1	0.3%
New Orleans-Metairie-Kenner, LA [35380]	2	1	0.3%
Augusta-Richmond County, GA-SC [12260]	2	1	0.3%

> ETCHING A SUBSTRATE: PROCESSES [216] - {1434} : (130)

Metro Region	Patents	Inventors	% Of Class
San Jose-Sunnyvale-Santa Clara, CA [41940]	454	728	31.7%
San Francisco-Oakland-Fremont, CA [41860]	372	459	25.9%
Boston-Cambridge-Quincy, MA-NH [14460]	95	141	6.6%
Boise City-Nampa, ID [14260]	92	85	6.4%
New York-Northern New Jersey-Long Island, NY-NJ-PA [35620]	89	135	6.2%
Santa Cruz-Watsonville, CA [42100]	55	43	3.8%
Austin-Round Rock, TX [12420]	54	62	3.8%
Portland-Vancouver-Beaverton, OR-WA [38900]	52	71	3.6%
Phoenix-Mesa-Scottsdale, AZ [38060]	36	64	2.5%
Chicago-Naperville-Joliet, IL-IN-WI [16980]	32	58	2.2%
Albany-Schenectady-Troy, NY [10580]	32	51	2.2%
Philadelphia-Camden-Wilmington, PA-NJ-DE-MD [37980]	31	38	2.2%
Dallas-Fort Worth-Arlington, TX [19100]	26	36	1.8%
Washington-Arlington-Alexandria, DC-VA-MD-WV [47900]	26	32	1.8%
Modesto, CA [33700]	24	25	1.7%
Detroit-Warren-Livonia, MI [19820]	23	22	1.6%
Atlanta-Sandy Springs-Marietta, GA [12060]	22	34	1.5%
Bridgeport-Stamford-Norwalk, CT [14860]	22	26	1.5%
Minneapolis-St. Paul-Bloomington, MN-WI [33460]	21	26	1.5%
Oxnard-Thousand Oaks-Ventura, CA [37100]	21	16	1.5%
Rochester, NY [40380]	18	36	1.3%
Cincinnati-Middletown, OH-KY-IN [17140]	18	26	1.3%
San Diego-Carlsbad-San Marcos, CA [41740]	17	21	1.2%
Boulder, CO [14500]	16	17	1.1%
Baltimore-Towson, MD [12580]	15	21	1%
Burlington-South Burlington, VT [15540]	14	37	1%
Denver-Aurora, CO [19740]	14	18	1%
Tampa-St. Petersburg-Clearwater, FL [45300]	14	14	1%
Miami-Fort Lauderdale-Pompano Beach, FL [33100]	13	11	0.9%
Allentown-Bethlehem-Easton, PA-NJ [10900]	12	14	0.8%
Lexington-Fayette, KY [30460]	11	28	0.8%
Worcester, MA [49340]	11	10	0.8%
Hartford-West Hartford-East Hartford, CT [25540]	10	21	0.7%
Ann Arbor, MI [11460]	10	13	0.7%
Durham, NC [20500]	9	12	0.6%
Kingston, NY [28740]	9	9	0.6%
Louisville/Jefferson County, KY-IN [31140]	9	3	0.6%
Albuquerque, NM [10740]	8	18	0.6%
Salt Lake City, UT [41620]	8	14	0.6%
New Haven-Milford, CT [35300]	8	12	0.6%
Pittsburgh, PA [38300]	8	10	0.6%
Seattle-Tacoma-Bellevue, WA [42660]	8	10	0.6%
Raleigh-Cary, NC [39580]	8	9	0.6%
Portland-South Portland-Biddeford, ME [38860]	8	7	0.6%
Port St. Lucie, FL [38940]	8	6	0.6%
Madison, WI [31540]	7	12	0.5%
Houston-Sugar Land-Baytown, TX [26420]	7	11	0.5%
Riverside-San Bernardino-Ontario, CA [40140]	7	9	0.5%
Fort Collins-Loveland, CO [22660]	7	7	0.5%
Reading, PA [39740]	7	4	0.5%
Sacramento--Arden-Arcade--Roseville, CA [40900]	7	3	0.5%
Greenville-Mauldin-Easley, SC [24860]	6	14	0.4%
Greeley, CO [24540]	6	6	0.4%

Manchester-Nashua, NH [31700]	6	5	0.4%
Tallahassee, FL [45220]	6	3	0.4%
Canton-Massillon, OH [15940]	6	2	0.4%
Columbus, OH [18140]	5	10	0.3%
Springfield, MA [44140]	5	8	0.3%
Cleveland-Elyria-Mentor, OH [17460]	5	7	0.3%
Stockton, CA [44700]	5	6	0.3%
Dayton, OH [19380]	5	4	0.3%
San Antonio, TX [41700]	5	4	0.3%
Salem, OR [41420]	5	3	0.3%
Colorado Springs, CO [17820]	4	10	0.3%
Providence-New Bedford-Fall River, RI-MA [39300]	4	6	0.3%
Blacksburg-Christiansburg-Radford, VA [13980]	4	5	0.3%
Appleton, WI [11540]	4	4	0.3%
Orlando-Kissimmee, FL [36740]	4	3	0.3%
Binghamton, NY [13780]	3	13	0.2%
State College, PA [44300]	3	12	0.2%
Knoxville, TN [28940]	3	9	0.2%
Duluth, MN-WI [20260]	3	4	0.2%
Tucson, AZ [46060]	3	4	0.2%
Champaign-Urbana, IL [16580]	3	4	0.2%
Grand Rapids-Wyoming, MI [24340]	3	3	0.2%
Laredo, TX [29700]	3	3	0.2%
Prescott, AZ [39140]	3	3	0.2%
Lakeland, FL [29460]	3	2	0.2%
Elkhart-Goshen, IN [21140]	3	1	0.2%
Gainesville, FL [23540]	2	7	0.1%
Rochester, MN [40340]	2	7	0.1%
Memphis, TN-MS-AR [32820]	2	5	0.1%
Charlotte-Gastonia-Concord, NC-SC [16740]	2	4	0.1%
Palm Bay-Melbourne-Titusville, FL [37340]	2	3	0.1%
Fort Wayne, IN [23060]	2	2	0.1%
Eau Claire, WI [20740]	2	2	0.1%
Bloomington, IN [14020]	2	2	0.1%
College Station-Bryan, TX [17780]	2	2	0.1%
Syracuse, NY [45060]	2	2	0.1%
Spartanburg, SC [43900]	2	2	0.1%
Las Vegas-Paradise, NV [29820]	2	2	0.1%
Trenton-Ewing, NJ [45940]	2	2	0.1%
Muskegon-Norton Shores, MI [34740]	2	2	0.1%
Oshkosh-Neenah, WI [36780]	2	2	0.1%
Indianapolis-Carmel, IN [26900]	2	2	0.1%
Akron, OH [10420]	2	1	0.1%
St. Cloud, MN [41060]	2	1	0.1%
Fresno, CA [23420]	2	1	0.1%
Barnstable Town, MA [12700]	2	1	0.1%
Dover, DE [20100]	2	1	0.1%

> WOODEN RECEPTACLES [217] - {67} : (47)

Metro Region	Patents	Inventors	% Of Class
New York-Northern New Jersey-Long Island, NY-NJ-PA [35620]	8	11	11.9%
Boston-Cambridge-Quincy, MA-NH [14460]	5	4	7.5%
Portland-Vancouver-Beaverton, OR-WA [38900]	4	7	6%
Cincinnati-Middletown, OH-KY-IN [17140]	3	3	4.5%
Indianapolis-Carmel, IN [26900]	3	3	4.5%
Denver-Aurora, CO [19740]	3	3	4.5%
Oklahoma City, OK [36420]	3	2	4.5%
Fort Wayne, IN [23060]	2	4	3%
Chicago-Naperville-Joliet, IL-IN-WI [16980]	2	3	3%
San Jose-Sunnyvale-Santa Clara, CA [41940]	2	3	3%
Dallas-Fort Worth-Arlington, TX [19100]	2	3	3%



Philadelphia-Camden-Wilmington, PA-NJ-DE-MD [37980]	2	2	3%
Washington-Arlington-Alexandria, DC-VA-MD-WV [47900]	2	2	3%
Baltimore-Towson, MD [12580]	2	2	3%
Boulder, CO [14500]	2	2	3%
Elkhart-Goshen, IN [21140]	2	2	3%
Virginia Beach-Norfolk-Newport News, VA-NC [47260]	2	2	3%
San Diego-Carlsbad-San Marcos, CA [41740]	2	2	3%
Riverside-San Bernardino-Ontario, CA [40140]	2	1	3%
Atlanta-Sandy Springs-Marietta, GA [12060]	2	1	3%
South Bend-Mishawaka, IN-MI [43780]	2	1	3%

> HIGH-VOLTAGE SWITCHES WITH ARC PREVENTING OR EXTINGUISHING DEVICES [218] - {120} : (42)

Metro Region	Patents	Inventors	% Of Class
Pittsburgh, PA [38300]	38	56	31.7%
Milwaukee-Waukesha-West Allis, WI [33340]	20	23	16.7%
Atlanta-Sandy Springs-Marietta, GA [12060]	9	14	7.5%
New York-Northern New Jersey-Long Island, NY-NJ-PA [35620]	9	8	7.5%
Chicago-Naperville-Joliet, IL-IN-WI [16980]	8	10	6.7%
Allentown-Bethlehem-Easton, PA-NJ [10900]	6	6	5%
Hartford-West Hartford-East Hartford, CT [25540]	5	7	4.2%
Cedar Rapids, IA [16300]	4	6	3.3%
Nashville-Davidson--Murfreesboro--Franklin, TN [34980]	4	6	3.3%
Iowa City, IA [26980]	4	5	3.3%
Columbia, MO [17860]	3	6	2.5%
Miami-Fort Lauderdale-Pompano Beach, FL [33100]	3	3	2.5%
Youngstown-Warren-Boardman, OH-PA [49660]	3	2	2.5%
Chattanooga, TN-GA [16860]	2	5	1.7%
Kingsport-Bristol-Bristol, TN-VA [28700]	2	4	1.7%
Greenville-Mauldin-Easley, SC [24860]	2	2	1.7%
Boston-Cambridge-Quincy, MA-NH [14460]	2	2	1.7%
Racine, WI [39540]	2	2	1.7%

> ELECTRIC HEATING [219] - {3233} : (194)

Metro Region	Patents	Inventors	% Of Class
San Jose-Sunnyvale-Santa Clara, CA [41940]	295	352	9.1%
San Francisco-Oakland-Fremont, CA [41860]	245	263	7.6%
Appleton, WI [11540]	238	201	7.4%
Oshkosh-Neenah, WI [36780]	227	153	7%
Cleveland-Elyria-Mentor, OH [17460]	200	176	6.2%
Chicago-Naperville-Joliet, IL-IN-WI [16980]	197	213	6.1%
Boston-Cambridge-Quincy, MA-NH [14460]	190	209	5.9%
Detroit-Warren-Livonia, MI [19820]	156	181	4.8%
Portland-Vancouver-Beaverton, OR-WA [38900]	124	136	3.8%
New York-Northern New Jersey-Long Island, NY-NJ-PA [35620]	123	122	3.8%
Phoenix-Mesa-Scottsdale, AZ [38060]	84	104	2.6%
Cincinnati-Middletown, OH-KY-IN [17140]	75	97	2.3%
Santa Cruz-Watsonville, CA [42100]	70	40	2.2%
Dallas-Fort Worth-Arlington, TX [19100]	68	74	2.1%
Akron, OH [10420]	67	57	2.1%
Hartford-West Hartford-East Hartford, CT [25540]	64	84	2%
Minneapolis-St. Paul-Bloomington, MN-WI [33460]	64	74	2%
Ann Arbor, MI [11460]	63	75	1.9%
Philadelphia-Camden-Wilmington, PA-NJ-DE-MD [37980]	60	67	1.9%
Dayton, OH [19380]	58	42	1.8%
Louisville/Jefferson County, KY-IN [31140]	55	104	1.7%
Milwaukee-Waukesha-West Allis, WI [33340]	53	55	1.6%
Seattle-Tacoma-Bellevue, WA [42660]	52	69	1.6%

San Diego-Carlsbad-San Marcos, CA [41740]	52	54	1.6%
Columbus, OH [18140]	51	72	1.6%
Nashville-Davidson--Murfreesboro--Franklin, TN [34980]	46	47	1.4%
Albany-Schenectady-Troy, NY [10580]	44	51	1.4%
Greenville-Mauldin-Easley, SC [24860]	41	39	1.3%
Modesto, CA [33700]	40	32	1.2%
Worcester, MA [49340]	37	28	1.1%
Washington-Arlington-Alexandria, DC-VA-MD-WV [47900]	36	30	1.1%
Spartanburg, SC [43900]	36	27	1.1%
Atlanta-Sandy Springs-Marietta, GA [12060]	35	50	1.1%
Boulder, CO [14500]	35	40	1.1%
Denver-Aurora, CO [19740]	34	44	1.1%
Houston-Sugar Land-Baytown, TX [26420]	34	40	1.1%
Austin-Round Rock, TX [12420]	32	48	1%
Chattanooga, TN-GA [16860]	32	44	1%
Manchester-Nashua, NH [31700]	32	26	1%
Pittsburgh, PA [38300]	28	40	0.9%
Charlotte-Gastonia-Concord, NC-SC [16740]	28	31	0.9%
Riverside-San Bernardino-Ontario, CA [40140]	28	27	0.9%
Richmond, VA [40060]	27	35	0.8%
Boise City-Nampa, ID [14260]	26	27	0.8%
St. Louis, MO-IL [41180]	26	24	0.8%
Sacramento--Arden-Arcade--Roseville, CA [40900]	26	16	0.8%
Rochester, NY [40380]	25	47	0.8%
Miami-Fort Lauderdale-Pompano Beach, FL [33100]	25	25	0.8%
Florence, SC [22500]	25	19	0.8%
Knoxville, TN [28940]	24	31	0.7%
Flint, MI [22420]	24	20	0.7%
Grand Rapids-Wyoming, MI [24340]	23	23	0.7%
Toledo, OH [45780]	22	16	0.7%
Greeley, CO [24540]	21	23	0.6%
Oxnard-Thousand Oaks-Ventura, CA [37100]	21	23	0.6%
Providence-New Bedford-Fall River, RI-MA [39300]	21	19	0.6%
New Haven-Milford, CT [35300]	21	18	0.6%
San Antonio, TX [41700]	21	14	0.6%
Burlington-South Burlington, VT [15540]	20	18	0.6%
Fort Wayne, IN [23060]	20	18	0.6%
Salinas, CA [41500]	20	6	0.6%
Las Vegas-Paradise, NV [29820]	19	9	0.6%
Bridgeport-Stamford-Norwalk, CT [14860]	18	25	0.6%
Orlando-Kissimmee, FL [36740]	18	24	0.6%
Fort Collins-Loveland, CO [22660]	18	20	0.6%
Kansas City, MO-KS [28140]	18	13	0.6%
Green Bay, WI [24580]	18	13	0.6%
Raleigh-Cary, NC [39580]	17	24	0.5%
Niles-Benton Harbor, MI [35660]	17	13	0.5%
Lexington-Fayette, KY [30460]	16	33	0.5%
Durham, NC [20500]	16	22	0.5%
Tampa-St. Petersburg-Clearwater, FL [45300]	16	17	0.5%
Palm Bay-Melbourne-Titusville, FL [37340]	16	15	0.5%
Salt Lake City, UT [41620]	16	15	0.5%
Laredo, TX [29700]	16	6	0.5%
Racine, WI [39540]	15	13	0.5%
Tucson, AZ [46060]	13	12	0.4%
Madison, WI [31540]	13	10	0.4%
Canton-Massillon, OH [15940]	12	15	0.4%
Reno-Sparks, NV [39900]	12	3	0.4%
Indianapolis-Carmel, IN [26900]	11	22	0.3%
Albuquerque, NM [10740]	11	19	0.3%
Omaha-Council Bluffs, NE-IA [36540]	11	18	0.3%
Virginia Beach-Norfolk-Newport News, VA-NC [47260]	11	15	0.3%
Rockford, IL [40420]	11	9	0.3%
Wichita, KS [48620]	11	9	0.3%
Peoria, IL [37900]	10	17	0.3%
Baltimore-Towson, MD [12580]	9	17	0.3%

Portland-South Portland-Biddeford, ME [38860]	9	11	0.3%
Stockton, CA [44700]	9	9	0.3%
Lansing-East Lansing, MI [29620]	9	7	0.3%
Springfield, MA [44140]	8	9	0.2%
Kalamazoo-Portage, MI [28020]	8	7	0.2%
Vallejo-Fairfield, CA [46700]	8	7	0.2%
Ogden-Clearfield, UT [36260]	8	6	0.2%
Provo-Orem, UT [39340]	8	5	0.2%
St. Cloud, MN [41060]	8	4	0.2%
Greensboro-High Point, NC [24660]	7	9	0.2%
Columbia, SC [17900]	7	6	0.2%
Iowa City, IA [26980]	7	6	0.2%
Santa Rosa-Petaluma, CA [42220]	6	11	0.2%
Little Rock-North Little Rock-Conway, AR [30780]	6	10	0.2%
Columbia, MO [17860]	6	9	0.2%
Allentown-Bethlehem-Easton, PA-NJ [10900]	6	9	0.2%
Springfield, IL [44100]	6	9	0.2%
Youngstown-Warren-Boardman, OH-PA [49660]	6	8	0.2%
Huntsville, AL [26620]	6	8	0.2%
Port St. Lucie, FL [38940]	6	7	0.2%
Evansville, IN-KY [21780]	6	7	0.2%
Tulsa, OK [46140]	6	7	0.2%
Jacksonville, FL [27260]	6	7	0.2%
El Paso, TX [21340]	6	4	0.2%
Kingston, NY [28740]	6	4	0.2%
Las Cruces, NM [29740]	6	4	0.2%
Yuba City, CA [49700]	6	2	0.2%
South Bend-Mishawaka, IN-MI [43780]	6	2	0.2%
Davenport-Moline-Rock Island, IA-IL [19340]	5	7	0.2%
State College, PA [44300]	5	6	0.2%
Des Moines-West Des Moines, IA [19780]	5	5	0.2%
Birmingham-Hoover, AL [13820]	5	5	0.2%
Buffalo-Niagara Falls, NY [15380]	5	5	0.2%
Norwich-New London, CT [35980]	5	5	0.2%
Salem, OR [41420]	5	4	0.2%
Olympia, WA [36500]	5	4	0.2%
Kennewick-Richland-Pasco, WA [28420]	4	12	0.1%
Binghamton, NY [13780]	4	8	0.1%
Bend, OR [13460]	4	7	0.1%
Lancaster, PA [29540]	4	5	0.1%
Erie, PA [21500]	4	4	0.1%
Harrisburg-Carlisle, PA [25420]	4	4	0.1%
Cedar Rapids, IA [16300]	4	4	0.1%
Reading, PA [39740]	4	3	0.1%
Spokane, WA [44060]	4	3	0.1%
Oklahoma City, OK [36420]	4	3	0.1%
Fargo, ND-MN [22020]	4	1	0.1%
Clarksville, TN-KY [17300]	4	1	0.1%
York-Hanover, PA [49620]	3	6	0.1%
Champaign-Urbana, IL [16580]	3	6	0.1%
Shreveport-Bossier City, LA [43340]	3	4	0.1%
Fayetteville-Springdale-Rogers, AR-MO [22220]	3	4	0.1%
Columbus, GA-AL [17980]	3	4	0.1%
Syracuse, NY [45060]	3	4	0.1%
Colorado Springs, CO [17820]	3	3	0.1%
Fresno, CA [23420]	3	3	0.1%
Memphis, TN-MS-AR [32820]	3	3	0.1%
Charleston-North Charleston, SC [16700]	3	3	0.1%
Jackson, MI [27100]	3	3	0.1%
Lafayette, LA [29180]	3	3	0.1%
Chico, CA [17020]	3	2	0.1%
Topeka, KS [45820]	3	2	0.1%
San Luis Obispo-Paso Robles, CA [42020]	3	2	0.1%
Baton Rouge, LA [12940]	3	2	0.1%
Duluth, MN-WI [20260]	2	6	0.1%

Lincoln, NE [30700]	2	4	0.1%
Tallahassee, FL [45220]	2	4	0.1%
Lubbock, TX [31180]	2	3	0.1%
Yakima, WA [49420]	2	3	0.1%
Beaumont-Port Arthur, TX [13140]	2	3	0.1%
Bakersfield, CA [12540]	2	3	0.1%
Muskegon-Norton Shores, MI [34740]	2	2	0.1%
Gainesville, GA [23580]	2	2	0.1%
Augusta-Richmond County, GA-SC [12260]	2	2	0.1%
Pueblo, CO [39380]	2	2	0.1%
Bowling Green, KY [14540]	2	2	0.1%
Barnstable Town, MA [12700]	2	1	0.1%
Springfield, MO [44180]	2	1	0.1%
Hickory-Lenoir-Morganton, NC [25860]	2	1	0.1%

> RECEPTACLES [220] - {2224} : (210)

Metro Region	Patents	Inventors	% Of Class
Chicago-Naperville-Joliet, IL-IN-WI [16980]	266	329	12%
New York-Northern New Jersey-Long Island, NY-NJ-PA [35620]	189	211	8.5%
Atlanta-Sandy Springs-Marietta, GA [12060]	100	87	4.5%
San Francisco-Oakland-Fremont, CA [41860]	87	100	3.9%
Boston-Cambridge-Quincy, MA-NH [14460]	79	80	3.6%
Detroit-Warren-Livonia, MI [19820]	71	84	3.2%
San Diego-Carlsbad-San Marcos, CA [41740]	66	71	3%
Philadelphia-Camden-Wilmington, PA-NJ-DE-MD [37980]	65	72	2.9%
Seattle-Tacoma-Bellevue, WA [42660]	59	85	2.7%
Riverside-San Bernardino-Ontario, CA [40140]	54	36	2.4%
Cincinnati-Middletown, OH-KY-IN [17140]	53	63	2.4%
Washington-Arlington-Alexandria, DC-VA-MD-WV [47900]	52	53	2.3%
Dallas-Fort Worth-Arlington, TX [19100]	52	48	2.3%
Milwaukee-Waukesha-West Allis, WI [33340]	50	49	2.2%
Minneapolis-St. Paul-Bloomington, MN-WI [33460]	49	47	2.2%
Phoenix-Mesa-Scottsdale, AZ [38060]	47	53	2.1%
Houston-Sugar Land-Baytown, TX [26420]	46	56	2.1%
Miami-Fort Lauderdale-Pompano Beach, FL [33100]	45	50	2%
San Jose-Sunnyvale-Santa Clara, CA [41940]	44	45	2%
Cleveland-Elyria-Mentor, OH [17460]	37	48	1.7%
Charlotte-Gastonia-Concord, NC-SC [16740]	34	35	1.5%
Akron, OH [10420]	34	31	1.5%
Bridgeport-Stamford-Norwalk, CT [14860]	30	30	1.3%
Baltimore-Towson, MD [12580]	29	36	1.3%
Providence-New Bedford-Fall River, RI-MA [39300]	28	30	1.3%
Rockford, IL [40420]	28	14	1.3%
Denver-Aurora, CO [19740]	27	35	1.2%
Columbus, OH [18140]	27	30	1.2%
Allentown-Bethlehem-Easton, PA-NJ [10900]	26	21	1.2%
Dayton, OH [19380]	25	25	1.1%
Oxnard-Thousand Oaks-Ventura, CA [37100]	25	15	1.1%
Toledo, OH [45780]	24	28	1.1%
Indianapolis-Carmel, IN [26900]	24	19	1.1%
Appleton, WI [11540]	22	32	1%
Oshkosh-Neenah, WI [36780]	22	28	1%
New Haven-Milford, CT [35300]	22	17	1%
Ann Arbor, MI [11460]	21	26	0.9%
Kansas City, MO-KS [28140]	21	25	0.9%
Richmond, VA [40060]	20	28	0.9%
St. Louis, MO-IL [41180]	20	24	0.9%
Tampa-St. Petersburg-Clearwater, FL [45300]	20	20	0.9%
Pittsburgh, PA [38300]	20	17	0.9%
Grand Rapids-Wyoming, MI [24340]	19	32	0.9%
Evansville, IN-KY [21780]	18	33	0.8%

Rochester, NY [40380]	18	26	0.8%
Orlando-Kissimmee, FL [36740]	18	22	0.8%
Worcester, MA [49340]	18	13	0.8%
Portland-Vancouver-Beaverton, OR-WA [38900]	17	21	0.8%
Boulder, CO [14500]	17	16	0.8%
Florence, SC [22500]	16	16	0.7%
Canton-Massillon, OH [15940]	16	9	0.7%
Buffalo-Niagara Falls, NY [15380]	15	16	0.7%
Fort Wayne, IN [23060]	15	13	0.7%
Santa Cruz-Watsonville, CA [42100]	15	6	0.7%
Durham, NC [20500]	14	15	0.6%
Nashville-Davidson--Murfreeseboro--Franklin, TN [34980]	14	13	0.6%
Racine, WI [39540]	13	16	0.6%
Hartford-West Hartford-East Hartford, CT [25540]	13	14	0.6%
Greeley, CO [24540]	13	12	0.6%
Salinas, CA [41500]	13	7	0.6%
Raleigh-Cary, NC [39580]	12	12	0.5%
Omaha-Council Bluffs, NE-IA [36540]	12	12	0.5%
Santa Rosa-Petaluma, CA [42220]	12	12	0.5%
Palm Bay-Melbourne-Titusville, FL [37340]	12	12	0.5%
Port St. Lucie, FL [38940]	12	11	0.5%
Salt Lake City, UT [41620]	12	11	0.5%
Louisville/Jefferson County, KY-IN [31140]	11	16	0.5%
Albany-Schenectady-Troy, NY [10580]	11	12	0.5%
York-Hanover, PA [49620]	11	12	0.5%
Saginaw-Saginaw Township North, MI [40980]	11	10	0.5%
Punta Gorda, FL [39460]	11	5	0.5%
Flint, MI [22420]	10	14	0.4%
Lansing-East Lansing, MI [29620]	10	10	0.4%
Manchester-Nashua, NH [31700]	10	10	0.4%
Tulsa, OK [46140]	9	13	0.4%
Madison, WI [31540]	9	10	0.4%
Colorado Springs, CO [17820]	9	8	0.4%
Fort Collins-Loveland, CO [22660]	9	7	0.4%
Kalamazoo-Portage, MI [28020]	8	10	0.4%
Jacksonville, FL [27260]	8	9	0.4%
Modesto, CA [33700]	8	8	0.4%
Las Vegas-Paradise, NV [29820]	8	7	0.4%
Baton Rouge, LA [12940]	8	6	0.4%
Provo-Orem, UT [39340]	7	14	0.3%
Spokane, WA [44060]	7	10	0.3%
Stockton, CA [44700]	7	10	0.3%
Memphis, TN-MS-AR [32820]	7	7	0.3%
Austin-Round Rock, TX [12420]	7	7	0.3%
Ogden-Clearfield, UT [36260]	7	5	0.3%
Albuquerque, NM [10740]	6	9	0.3%
Virginia Beach-Norfolk-Newport News, VA-NC [47260]	6	9	0.3%
Sacramento--Arden-Arcade--Roseville, CA [40900]	6	8	0.3%
Boise City-Nampa, ID [14260]	6	7	0.3%
Gainesville, GA [23580]	6	7	0.3%
San Antonio, TX [41700]	6	7	0.3%
Lincoln, NE [30700]	6	6	0.3%
Reno-Sparks, NV [39900]	6	6	0.3%
Davenport-Moline-Rock Island, IA-IL [19340]	6	5	0.3%
Huntsville, AL [26620]	6	5	0.3%
Chattanooga, TN-GA [16860]	6	2	0.3%
Janesville, WI [27500]	6	1	0.3%
Des Moines-West Des Moines, IA [19780]	5	10	0.2%
Wilmington, NC [48900]	5	8	0.2%
Jackson, MI [27100]	5	7	0.2%
Cedar Rapids, IA [16300]	5	6	0.2%
Laredo, TX [29700]	5	6	0.2%
Lancaster, PA [29540]	5	5	0.2%
Norwich-New London, CT [35980]	5	5	0.2%
Birmingham-Hoover, AL [13820]	5	5	0.2%

Lakeland, FL [29460]	5	5	0.2%
New Orleans-Metairie-Kenner, LA [35380]	5	4	0.2%
Springfield, IL [44100]	5	3	0.2%
Houma-Bayou Cane-Thibodaux, LA [26380]	4	6	0.2%
South Bend-Mishawaka, IN-MI [43780]	4	5	0.2%
Fayetteville-Springdale-Rogers, AR-MO [22220]	4	5	0.2%
Iowa City, IA [26980]	4	5	0.2%
Greenville-Mauldin-Easley, SC [24860]	4	5	0.2%
Oklahoma City, OK [36420]	4	4	0.2%
Augusta-Richmond County, GA-SC [12260]	4	4	0.2%
Erie, PA [21500]	4	4	0.2%
Cape Coral-Fort Myers, FL [15980]	4	4	0.2%
Champaign-Urbana, IL [16580]	4	3	0.2%
San Luis Obispo-Paso Robles, CA [42020]	4	3	0.2%
Tyler, TX [46340]	4	2	0.2%
Monroe, LA [33740]	4	2	0.2%
Medford, OR [32780]	4	2	0.2%
Eugene-Springfield, OR [21660]	3	8	0.1%
Springfield, MA [44140]	3	7	0.1%
Tallahassee, FL [45220]	3	7	0.1%
Syracuse, NY [45060]	3	5	0.1%
Gainesville, FL [23540]	3	5	0.1%
Winston-Salem, NC [49180]	3	4	0.1%
Reading, PA [39740]	3	3	0.1%
Muskegon-Norton Shores, MI [34740]	3	3	0.1%
Mobile, AL [33660]	3	3	0.1%
Lafayette, LA [29180]	3	3	0.1%
Vineland-Millville-Bridgeton, NJ [47220]	3	3	0.1%
Harrisburg-Carlisle, PA [25420]	3	3	0.1%
Green Bay, WI [24580]	3	3	0.1%
Youngstown-Warren-Boardman, OH-PA [49660]	3	3	0.1%
Bellingham, WA [13380]	3	2	0.1%
Spartanburg, SC [43900]	3	2	0.1%
Burlington, NC [15500]	3	2	0.1%
Ocala, FL [36100]	3	2	0.1%
Scranton--Wilkes-Barre, PA [42540]	3	2	0.1%
Vallejo-Fairfield, CA [46700]	3	2	0.1%
Knoxville, TN [28940]	3	2	0.1%
Athens-Clarke County, GA [12020]	2	7	0.1%
Greensboro-High Point, NC [24660]	2	3	0.1%
Springfield, MO [44180]	2	3	0.1%
State College, PA [44300]	2	3	0.1%
Burlington-South Burlington, VT [15540]	2	3	0.1%
Bakersfield, CA [12540]	2	3	0.1%
Niles-Benton Harbor, MI [35660]	2	3	0.1%
Portland-South Portland-Biddeford, ME [38860]	2	2	0.1%
Longview, TX [30980]	2	2	0.1%
Kennewick-Richland-Pasco, WA [28420]	2	2	0.1%
Columbia, SC [17900]	2	2	0.1%
Midland, TX [33260]	2	2	0.1%
Greenville, NC [24780]	2	2	0.1%
Bremerton-Silverdale, WA [14740]	2	2	0.1%
Columbus, GA-AL [17980]	2	2	0.1%
El Paso, TX [21340]	2	2	0.1%
Waco, TX [47380]	2	2	0.1%
Salem, OR [41420]	2	2	0.1%
Yuba City, CA [49700]	2	2	0.1%
Lynchburg, VA [31340]	2	2	0.1%
Las Cruces, NM [29740]	2	2	0.1%
Kingsport-Bristol-Bristol, TN-VA [28700]	2	2	0.1%
Topeka, KS [45820]	2	2	0.1%
Charleston-North Charleston, SC [16700]	2	2	0.1%
Atlantic City, NJ [12100]	2	2	0.1%
Anchorage, AK [11260]	2	1	0.1%
Barnstable Town, MA [12700]	2	1	0.1%

## &gt; ARTICLE DISPENSING [221] - {566} : (128)

Metro Region	Patents	Inventors	% Of Class
Appleton, WI [11540]	72	104	12.7%
Oshkosh-Neenah, WI [36780]	67	89	11.8%
New York-Northern New Jersey-Long Island, NY-NJ-PA [35620]	65	76	11.5%
Atlanta-Sandy Springs-Marietta, GA [12060]	48	51	8.5%
Raleigh-Cary, NC [39580]	40	31	7.1%
Durham, NC [20500]	40	31	7.1%
Chicago-Naperville-Joliet, IL-IN-WI [16980]	29	51	5.1%
Minneapolis-St. Paul-Bloomington, MN-WI [33460]	21	20	3.7%
Cleveland-Elyria-Mentor, OH [17460]	19	19	3.4%
Philadelphia-Camden-Wilmington, PA-NJ-DE-MD [37980]	18	17	3.2%
San Diego-Carlsbad-San Marcos, CA [41740]	17	28	3%
Augusta-Richmond County, GA-SC [12260]	17	18	3%
Seattle-Tacoma-Bellevue, WA [42660]	16	21	2.8%
Boston-Cambridge-Quincy, MA-NH [14460]	15	21	2.7%
Madison, WI [31540]	13	19	2.3%
Cincinnati-Middletown, OH-KY-IN [17140]	13	18	2.3%
Winston-Salem, NC [49180]	13	9	2.3%
San Francisco-Oakland-Fremont, CA [41860]	12	29	2.1%
Green Bay, WI [24580]	12	14	2.1%
Kansas City, MO-KS [28140]	11	18	1.9%
Akron, OH [10420]	11	15	1.9%
Miami-Fort Lauderdale-Pompano Beach, FL [33100]	9	15	1.6%
Milwaukee-Waukesha-West Allis, WI [33340]	9	13	1.6%
Pittsburgh, PA [38300]	8	17	1.4%
Richmond, VA [40060]	8	16	1.4%
Charlotte-Gastonia-Concord, NC-SC [16740]	8	13	1.4%
Washington-Arlington-Alexandria, DC-VA-MD-WV [47900]	8	6	1.4%
Columbia, SC [17900]	8	3	1.4%
St. Louis, MO-IL [41180]	7	11	1.2%
Fresno, CA [23420]	7	10	1.2%
Dallas-Fort Worth-Arlington, TX [19100]	7	8	1.2%
San Jose-Sunnyvale-Santa Clara, CA [41940]	7	8	1.2%
Hagerstown-Martinsburg, MD-WV [25180]	7	6	1.2%
Portland-Vancouver-Beaverton, OR-WA [38900]	6	9	1.1%
Tampa-St. Petersburg-Clearwater, FL [45300]	6	8	1.1%
Bridgeport-Stamford-Norwalk, CT [14860]	6	7	1.1%
Riverside-San Bernardino-Ontario, CA [40140]	6	6	1.1%
Detroit-Warren-Livonia, MI [19820]	6	5	1.1%
Allentown-Bethlehem-Easton, PA-NJ [10900]	6	5	1.1%
Burlington, NC [15500]	6	3	1.1%
Columbus, OH [18140]	5	16	0.9%
Canton-Massillon, OH [15940]	5	12	0.9%
Las Vegas-Paradise, NV [29820]	5	5	0.9%
Santa Rosa-Petaluma, CA [42220]	5	5	0.9%
Greensboro-High Point, NC [24660]	5	3	0.9%
Greenville-Mauldin-Easley, SC [24860]	5	2	0.9%
Racine, WI [39540]	4	9	0.7%
South Bend-Mishawaka, IN-MI [43780]	4	8	0.7%
Elkhart-Goshen, IN [21140]	4	7	0.7%
Des Moines-West Des Moines, IA [19780]	4	6	0.7%
Denver-Aurora, CO [19740]	4	6	0.7%
Oxnard-Thousand Oaks-Ventura, CA [37100]	4	6	0.7%
Atlantic City, NJ [12100]	4	3	0.7%
Sacramento--Arden-Arcade--Roseville, CA [40900]	4	2	0.7%
Binghamton, NY [13780]	3	10	0.5%
Syracuse, NY [45060]	3	7	0.5%
Palm Bay-Melbourne-Titusville, FL [37340]	3	5	0.5%
Grand Rapids-Wyoming, MI [24340]	3	5	0.5%

Phoenix-Mesa-Scottsdale, AZ [38060]	3	4	0.5%
Janesville, WI [27500]	3	3	0.5%
Rockford, IL [40420]	3	3	0.5%
Gainesville, GA [23580]	3	3	0.5%
Worcester, MA [49340]	3	2	0.5%
Orlando-Kissimmee, FL [36740]	3	2	0.5%
Lakeland, FL [29460]	3	2	0.5%
Kalamazoo-Portage, MI [28020]	3	1	0.5%
Vallejo-Fairfield, CA [46700]	3	1	0.5%
Lexington-Fayette, KY [30460]	2	8	0.4%
Rochester, NY [40380]	2	4	0.4%
Niles-Benton Harbor, MI [35660]	2	4	0.4%
Asheville, NC [11700]	2	4	0.4%
Chattanooga, TN-GA [16860]	2	4	0.4%
Springfield, MA [44140]	2	3	0.4%
Hartford-West Hartford-East Hartford, CT [25540]	2	3	0.4%
Santa Cruz-Watsonville, CA [42100]	2	3	0.4%
Deltona-Daytona Beach-Ormond Beach, FL [19660]	2	3	0.4%
Omaha-Council Bluffs, NE-IA [36540]	2	3	0.4%
Stockton, CA [44700]	2	3	0.4%
Indianapolis-Carmel, IN [26900]	2	3	0.4%
Tallahassee, FL [45220]	2	2	0.4%
Oklahoma City, OK [36420]	2	2	0.4%
Austin-Round Rock, TX [12420]	2	2	0.4%
Springfield, MO [44180]	2	1	0.4%
Panama City-Lynn Haven, FL [37460]	2	1	0.4%
Manchester-Nashua, NH [31700]	2	1	0.4%
Youngstown-Warren-Boardman, OH-PA [49660]	2	1	0.4%
Trenton-Ewing, NJ [45940]	2	1	0.4%
Jacksonville, FL [27260]	2	1	0.4%

> DISPENSING [222] - {2146} : (195)

Metro Region	Patents	Inventors	% Of Class
Chicago-Naperville-Joliet, IL-IN-WI [16980]	260	299	12.1%
New York-Northern New Jersey-Long Island, NY-NJ-PA [35620]	250	233	11.6%
Atlanta-Sandy Springs-Marietta, GA [12060]	102	96	4.8%
Boston-Cambridge-Quincy, MA-NH [14460]	98	107	4.6%
Milwaukee-Waukesha-West Allis, WI [33340]	93	70	4.3%
Racine, WI [39540]	85	76	4%
Akron, OH [10420]	74	51	3.4%
San Francisco-Oakland-Fremont, CA [41860]	72	71	3.4%
Cleveland-Elyria-Mentor, OH [17460]	71	55	3.3%
Bridgeport-Stamford-Norwalk, CT [14860]	71	52	3.3%
Minneapolis-St. Paul-Bloomington, MN-WI [33460]	64	84	3%
Cincinnati-Middletown, OH-KY-IN [17140]	63	91	2.9%
Philadelphia-Camden-Wilmington, PA-NJ-DE-MD [37980]	62	65	2.9%
San Jose-Sunnyvale-Santa Clara, CA [41940]	49	45	2.3%
San Diego-Carlsbad-San Marcos, CA [41740]	40	41	1.9%
Providence-New Bedford-Fall River, RI-MA [39300]	39	34	1.8%
Portland-Vancouver-Beaverton, OR-WA [38900]	38	29	1.8%
St. Louis, MO-IL [41180]	37	24	1.7%
San Antonio, TX [41700]	36	42	1.7%
Riverside-San Bernardino-Ontario, CA [40140]	34	24	1.6%
Canton-Massillon, OH [15940]	34	16	1.6%
Phoenix-Mesa-Scottsdale, AZ [38060]	32	32	1.5%
Laredo, TX [29700]	32	24	1.5%
Detroit-Warren-Livonia, MI [19820]	30	39	1.4%
Seattle-Tacoma-Bellevue, WA [42660]	30	16	1.4%
Dallas-Fort Worth-Arlington, TX [19100]	28	28	1.3%
Toledo, OH [45780]	28	27	1.3%
Hartford-West Hartford-East Hartford, CT [25540]	28	19	1.3%



Miami-Fort Lauderdale-Pompano Beach, FL [33100]	26	31	1.2%
Oxnard-Thousand Oaks-Ventura, CA [37100]	26	19	1.2%
Allentown-Bethlehem-Easton, PA-NJ [10900]	26	16	1.2%
Columbus, OH [18140]	24	37	1.1%
Denver-Aurora, CO [19740]	24	23	1.1%
Houston-Sugar Land-Baytown, TX [26420]	22	28	1%
Washington-Arlington-Alexandria, DC-VA-MD-WV [47900]	22	25	1%
Fort Wayne, IN [23060]	21	10	1%
Baltimore-Towson, MD [12580]	20	17	0.9%
Worcester, MA [49340]	20	10	0.9%
Pittsburgh, PA [38300]	19	35	0.9%
Kansas City, MO-KS [28140]	19	19	0.9%
Charlotte-Gastonia-Concord, NC-SC [16740]	19	17	0.9%
Omaha-Council Bluffs, NE-IA [36540]	19	6	0.9%
Sacramento--Arden-Arcade--Roseville, CA [40900]	18	14	0.8%
New Haven-Milford, CT [35300]	17	24	0.8%
Madison, WI [31540]	16	22	0.7%
Indianapolis-Carmel, IN [26900]	16	20	0.7%
Rockford, IL [40420]	16	11	0.7%
Gainesville, GA [23580]	16	9	0.7%
Syracuse, NY [45060]	16	3	0.7%
Evansville, IN-KY [21780]	15	19	0.7%
Tampa-St. Petersburg-Clearwater, FL [45300]	15	16	0.7%
Springfield, IL [44100]	15	15	0.7%
Salt Lake City, UT [41620]	15	14	0.7%
Appleton, WI [11540]	14	11	0.7%
Vallejo-Fairfield, CA [46700]	14	10	0.7%
Deltona-Daytona Beach-Ormond Beach, FL [19660]	14	7	0.7%
Louisville/Jefferson County, KY-IN [31140]	13	36	0.6%
Durham, NC [20500]	13	13	0.6%
Raleigh-Cary, NC [39580]	13	13	0.6%
Albany-Schenectady-Troy, NY [10580]	13	12	0.6%
Oshkosh-Neenah, WI [36780]	13	11	0.6%
Nashville-Davidson--Murfreesboro--Franklin, TN [34980]	13	9	0.6%
Orlando-Kissimmee, FL [36740]	13	6	0.6%
Manchester-Nashua, NH [31700]	12	15	0.6%
Buffalo-Niagara Falls, NY [15380]	12	13	0.6%
Dayton, OH [19380]	12	13	0.6%
Ann Arbor, MI [11460]	12	12	0.6%
Springfield, MA [44140]	12	11	0.6%
Santa Cruz-Watsonville, CA [42100]	12	11	0.6%
Greensboro-High Point, NC [24660]	10	16	0.5%
Rochester, NY [40380]	10	8	0.5%
Greenville-Mauldin-Easley, SC [24860]	9	10	0.4%
Spartanburg, SC [43900]	9	7	0.4%
Janesville, WI [27500]	9	7	0.4%
Fort Collins-Loveland, CO [22660]	8	8	0.4%
Greeley, CO [24540]	8	8	0.4%
Boulder, CO [14500]	8	7	0.4%
Bellingham, WA [13380]	8	4	0.4%
Provo-Orem, UT [39340]	7	16	0.3%
Austin-Round Rock, TX [12420]	7	14	0.3%
Grand Rapids-Wyoming, MI [24340]	7	10	0.3%
Las Vegas-Paradise, NV [29820]	7	9	0.3%
Erie, PA [21500]	7	8	0.3%
Green Bay, WI [24580]	7	6	0.3%
Boise City-Nampa, ID [14260]	7	5	0.3%
Palm Bay-Melbourne-Titusville, FL [37340]	7	5	0.3%
Port St. Lucie, FL [38940]	7	5	0.3%
York-Hanover, PA [49620]	7	5	0.3%
Reno-Sparks, NV [39900]	6	9	0.3%
New Orleans-Metairie-Kenner, LA [35380]	6	8	0.3%
Utica-Rome, NY [46540]	6	7	0.3%
Norwich-New London, CT [35980]	6	6	0.3%
Fayetteville-Springdale-Rogers, AR-MO [22220]	6	6	0.3%

Flint, MI [22420]	6	5	0.3%
Cedar Rapids, IA [16300]	6	4	0.3%
Saginaw-Saginaw Township North, MI [40980]	6	4	0.3%
Iowa City, IA [26980]	6	4	0.3%
Redding, CA [39820]	6	2	0.3%
Virginia Beach-Norfolk-Newport News, VA-NC [47260]	5	8	0.2%
Lancaster, PA [29540]	5	6	0.2%
Richmond, VA [40060]	5	6	0.2%
Santa Rosa-Petaluma, CA [42220]	5	6	0.2%
Ogden-Clearfield, UT [36260]	5	4	0.2%
Monroe, LA [33740]	5	3	0.2%
Atlantic City, NJ [12100]	5	3	0.2%
Florence, SC [22500]	4	8	0.2%
Albuquerque, NM [10740]	4	6	0.2%
Davenport-Moline-Rock Island, IA-IL [19340]	4	6	0.2%
Des Moines-West Des Moines, IA [19780]	4	5	0.2%
Tulsa, OK [46140]	4	5	0.2%
Anchorage, AK [11260]	4	4	0.2%
Hickory-Lenoir-Morganton, NC [25860]	4	4	0.2%
Columbia, SC [17900]	4	4	0.2%
Salinas, CA [41500]	4	3	0.2%
Trenton-Ewing, NJ [45940]	4	2	0.2%
Ocala, FL [36100]	4	2	0.2%
Tucson, AZ [46060]	4	2	0.2%
Scranton--Wilkes-Barre, PA [42540]	4	1	0.2%
Oklahoma City, OK [36420]	3	8	0.1%
Lexington-Fayette, KY [30460]	3	7	0.1%
Spokane, WA [44060]	3	5	0.1%
San Luis Obispo-Paso Robles, CA [42020]	3	5	0.1%
Asheville, NC [11700]	3	4	0.1%
Dover, DE [20100]	3	4	0.1%
Birmingham-Hoover, AL [13820]	3	4	0.1%
Winston-Salem, NC [49180]	3	4	0.1%
Sioux Falls, SD [43620]	3	4	0.1%
Colorado Springs, CO [17820]	3	3	0.1%
Memphis, TN-MS-AR [32820]	3	3	0.1%
Champaign-Urbana, IL [16580]	3	3	0.1%
Bend, OR [13460]	3	3	0.1%
Chattanooga, TN-GA [16860]	3	2	0.1%
Jacksonville, FL [27260]	3	2	0.1%
Rochester, MN [40340]	3	2	0.1%
Yuba City, CA [49700]	3	2	0.1%
Reading, PA [39740]	3	2	0.1%
Houma-Bayou Cane-Thibodaux, LA [26380]	3	1	0.1%
Baton Rouge, LA [12940]	2	5	0.1%
Peoria, IL [37900]	2	4	0.1%
Bloomington, IN [14020]	2	4	0.1%
Niles-Benton Harbor, MI [35660]	2	4	0.1%
Lincoln, NE [30700]	2	3	0.1%
Charleston-North Charleston, SC [16700]	2	3	0.1%
Las Cruces, NM [29740]	2	3	0.1%
El Paso, TX [21340]	2	3	0.1%
Kalamazoo-Portage, MI [28020]	2	3	0.1%
Kingsport-Bristol-Bristol, TN-VA [28700]	2	2	0.1%
Bakersfield, CA [12540]	2	2	0.1%
Muskegon-Norton Shores, MI [34740]	2	2	0.1%
Portland-South Portland-Biddeford, ME [38860]	2	2	0.1%
Johnson City, TN [27740]	2	2	0.1%
Harrisburg-Carlisle, PA [25420]	2	2	0.1%
Lakeland, FL [29460]	2	2	0.1%
Barnstable Town, MA [12700]	2	2	0.1%
Wilmington, NC [48900]	2	2	0.1%
Athens-Clarke County, GA [12020]	2	2	0.1%
Youngstown-Warren-Boardman, OH-PA [49660]	2	2	0.1%
Lansing-East Lansing, MI [29620]	2	2	0.1%

Modesto, CA [33700]	2	2	0.1%
Stockton, CA [44700]	2	2	0.1%
Kingston, NY [28740]	2	1	0.1%
College Station-Bryan, TX [17780]	2	1	0.1%
Lynchburg, VA [31340]	2	1	0.1%
Medford, OR [32780]	2	1	0.1%
Burlington-South Burlington, VT [15540]	2	1	0.1%
Cape Coral-Fort Myers, FL [15980]	2	1	0.1%
Columbus, GA-AL [17980]	2	1	0.1%

> APPAREL APPARATUS [223] - {269} : (96)

Metro Region	Patents	Inventors	% Of Class
New York-Northern New Jersey-Long Island, NY-NJ-PA [35620]	89	62	33.1%
Chicago-Naperville-Joliet, IL-IN-WI [16980]	13	14	4.8%
San Francisco-Oakland-Fremont, CA [41860]	9	12	3.3%
San Diego-Carlsbad-San Marcos, CA [41740]	9	9	3.3%
Philadelphia-Camden-Wilmington, PA-NJ-DE-MD [37980]	8	10	3%
Phoenix-Mesa-Scottsdale, AZ [38060]	8	10	3%
Tampa-St. Petersburg-Clearwater, FL [45300]	8	9	3%
Portland-Vancouver-Beaverton, OR-WA [38900]	7	12	2.6%
Boston-Cambridge-Quincy, MA-NH [14460]	7	7	2.6%
Washington-Arlington-Alexandria, DC-VA-MD-WV [47900]	6	7	2.2%
Bridgeport-Stamford-Norwalk, CT [14860]	6	5	2.2%
Dallas-Fort Worth-Arlington, TX [19100]	5	8	1.9%
Cincinnati-Middletown, OH-KY-IN [17140]	4	7	1.5%
Miami-Fort Lauderdale-Pompano Beach, FL [33100]	4	6	1.5%
Oxnard-Thousand Oaks-Ventura, CA [37100]	4	5	1.5%
Atlanta-Sandy Springs-Marietta, GA [12060]	4	5	1.5%
Muskegon-Norton Shores, MI [34740]	4	1	1.5%
San Jose-Sunnyvale-Santa Clara, CA [41940]	3	5	1.1%
Dayton, OH [19380]	3	5	1.1%
Akron, OH [10420]	3	4	1.1%
Houston-Sugar Land-Baytown, TX [26420]	3	4	1.1%
Minneapolis-St. Paul-Bloomington, MN-WI [33460]	3	3	1.1%
Austin-Round Rock, TX [12420]	3	3	1.1%
Omaha-Council Bluffs, NE-IA [36540]	3	3	1.1%
Santa Cruz-Watsonville, CA [42100]	3	2	1.1%
Oshkosh-Neenah, WI [36780]	2	10	0.7%
Appleton, WI [11540]	2	8	0.7%
Santa Rosa-Petaluma, CA [42220]	2	3	0.7%
Albany-Schenectady-Troy, NY [10580]	2	3	0.7%
Buffalo-Niagara Falls, NY [15380]	2	3	0.7%
Columbus, OH [18140]	2	3	0.7%
Denver-Aurora, CO [19740]	2	3	0.7%
Boulder, CO [14500]	2	3	0.7%
Pittsburgh, PA [38300]	2	3	0.7%
Detroit-Warren-Livonia, MI [19820]	2	2	0.7%
Riverside-San Bernardino-Ontario, CA [40140]	2	2	0.7%
Niles-Benton Harbor, MI [35660]	2	2	0.7%
Cleveland-Elyria-Mentor, OH [17460]	2	2	0.7%
Louisville/Jefferson County, KY-IN [31140]	2	2	0.7%
Fort Collins-Loveland, CO [22660]	2	2	0.7%
Greeley, CO [24540]	2	2	0.7%
Fresno, CA [23420]	2	2	0.7%
Hickory-Lenoir-Morganton, NC [25860]	2	2	0.7%
Ogden-Clearfield, UT [36260]	2	2	0.7%
Chattanooga, TN-GA [16860]	2	1	0.7%

> PACKAGE AND ARTICLE CARRIERS [224] - {908} : (173)

Metro Region	Patents	Inventors	% Of Class
Detroit-Warren-Livonia, MI [19820]	70	93	7.7%
New York-Northern New Jersey-Long Island, NY-NJ-PA [35620]	58	62	6.4%
Portland-Vancouver-Beaverton, OR-WA [38900]	58	55	6.4%
Denver-Aurora, CO [19740]	34	33	3.7%
San Francisco-Oakland-Fremont, CA [41860]	31	32	3.4%
Chicago-Naperville-Joliet, IL-IN-WI [16980]	30	39	3.3%
Boulder, CO [14500]	26	21	2.9%
Phoenix-Mesa-Scottsdale, AZ [38060]	24	35	2.6%
Boston-Cambridge-Quincy, MA-NH [14460]	24	22	2.6%
Flint, MI [22420]	24	6	2.6%
Seattle-Tacoma-Bellevue, WA [42660]	22	32	2.4%
Miami-Fort Lauderdale-Pompano Beach, FL [33100]	21	21	2.3%
Boise City-Nampa, ID [14260]	21	16	2.3%
San Diego-Carlsbad-San Marcos, CA [41740]	20	22	2.2%
Virginia Beach-Norfolk-Newport News, VA-NC [47260]	20	10	2.2%
Columbus, OH [18140]	17	26	1.9%
New Haven-Milford, CT [35300]	16	11	1.8%
Philadelphia-Camden-Wilmington, PA-NJ-DE-MD [37980]	15	19	1.7%
Riverside-San Bernardino-Ontario, CA [40140]	15	15	1.7%
Hartford-West Hartford-East Hartford, CT [25540]	15	8	1.7%
Washington-Arlington-Alexandria, DC-VA-MD-WV [47900]	13	17	1.4%
Salt Lake City, UT [41620]	13	16	1.4%
Dallas-Fort Worth-Arlington, TX [19100]	13	12	1.4%
San Jose-Sunnyvale-Santa Clara, CA [41940]	13	12	1.4%
Greeley, CO [24540]	13	11	1.4%
Orlando-Kissimmee, FL [36740]	13	8	1.4%
Charlotte-Gastonia-Concord, NC-SC [16740]	12	23	1.3%
Atlanta-Sandy Springs-Marietta, GA [12060]	12	17	1.3%
Tampa-St. Petersburg-Clearwater, FL [45300]	12	12	1.3%
Jacksonville, FL [27260]	12	10	1.3%
Fort Collins-Loveland, CO [22660]	12	10	1.3%
Santa Rosa-Petaluma, CA [42220]	12	6	1.3%
Houston-Sugar Land-Baytown, TX [26420]	11	19	1.2%
Baltimore-Towson, MD [12580]	11	11	1.2%
Sacramento--Arden-Arcade--Roseville, CA [40900]	11	10	1.2%
Kansas City, MO-KS [28140]	10	14	1.1%
Cincinnati-Middletown, OH-KY-IN [17140]	10	13	1.1%
Provo-Orem, UT [39340]	10	11	1.1%
Ann Arbor, MI [11460]	10	10	1.1%
Redding, CA [39820]	10	6	1.1%
Providence-New Bedford-Fall River, RI-MA [39300]	9	9	1%
Colorado Springs, CO [17820]	9	8	1%
Bridgeport-Stamford-Norwalk, CT [14860]	9	7	1%
Indianapolis-Carmel, IN [26900]	7	10	0.8%
Allentown-Bethlehem-Easton, PA-NJ [10900]	7	9	0.8%
Minneapolis-St. Paul-Bloomington, MN-WI [33460]	7	8	0.8%
Austin-Round Rock, TX [12420]	7	7	0.8%
Palm Bay-Melbourne-Titusville, FL [37340]	7	7	0.8%
Oxnard-Thousand Oaks-Ventura, CA [37100]	7	5	0.8%
Milwaukee-Waukesha-West Allis, WI [33340]	6	8	0.7%
Raleigh-Cary, NC [39580]	6	8	0.7%
Pittsburgh, PA [38300]	6	8	0.7%
Grand Rapids-Wyoming, MI [24340]	6	6	0.7%
Kingston, NY [28740]	6	5	0.7%
Appleton, WI [11540]	6	3	0.7%
Durham, NC [20500]	5	6	0.6%
Dayton, OH [19380]	5	6	0.6%
Albuquerque, NM [10740]	5	6	0.6%
Tucson, AZ [46060]	5	5	0.6%
Tulsa, OK [46140]	5	4	0.6%
Madison, WI [31540]	5	2	0.6%
Oshkosh-Neenah, WI [36780]	5	2	0.6%

South Bend-Mishawaka, IN-MI [43780]	4	7	0.4%
Bellingham, WA [13380]	4	6	0.4%
Rochester, NY [40380]	4	6	0.4%
Elkhart-Goshen, IN [21140]	4	6	0.4%
Prescott, AZ [39140]	4	5	0.4%
Augusta-Richmond County, GA-SC [12260]	4	5	0.4%
Nashville-Davidson--Murfreesboro--Franklin, TN [34980]	4	4	0.4%
Omaha-Council Bluffs, NE-IA [36540]	4	4	0.4%
Saginaw-Saginaw Township North, MI [40980]	4	4	0.4%
Modesto, CA [33700]	4	4	0.4%
Reno-Sparks, NV [39900]	4	3	0.4%
Pensacola-Ferry Pass-Brent, FL [37860]	4	3	0.4%
New Orleans-Metairie-Kenner, LA [35380]	4	3	0.4%
Greensboro-High Point, NC [24660]	3	6	0.3%
Cleveland-Elyria-Mentor, OH [17460]	3	6	0.3%
Medford, OR [32780]	3	5	0.3%
Portland-South Portland-Biddeford, ME [38860]	3	4	0.3%
Baton Rouge, LA [12940]	3	4	0.3%
Albany-Schenectady-Troy, NY [10580]	3	4	0.3%
Greenville-Mauldin-Easley, SC [24860]	3	4	0.3%
Las Vegas-Paradise, NV [29820]	3	3	0.3%
Reading, PA [39740]	3	3	0.3%
Stockton, CA [44700]	3	3	0.3%
St. Louis, MO-IL [41180]	3	3	0.3%
Jackson, MS [27140]	3	3	0.3%
Billings, MT [13740]	3	2	0.3%
Panama City-Lynn Haven, FL [37460]	2	6	0.2%
Tallahassee, FL [45220]	2	5	0.2%
Lafayette, LA [29180]	2	3	0.2%
Trenton-Ewing, NJ [45940]	2	3	0.2%
Worcester, MA [49340]	2	3	0.2%
Akron, OH [10420]	2	3	0.2%
Erie, PA [21500]	2	2	0.2%
Santa Cruz-Watsonville, CA [42100]	2	2	0.2%
Lancaster, PA [29540]	2	2	0.2%
Scranton--Wilkes-Barre, PA [42540]	2	2	0.2%
Springfield, MA [44140]	2	2	0.2%
San Luis Obispo-Paso Robles, CA [42020]	2	2	0.2%
Buffalo-Niagara Falls, NY [15380]	2	2	0.2%
Salem, OR [41420]	2	2	0.2%
Ogden-Clearfield, UT [36260]	2	2	0.2%
Winston-Salem, NC [49180]	2	2	0.2%
Yuba City, CA [49700]	2	2	0.2%
Youngstown-Warren-Boardman, OH-PA [49660]	2	2	0.2%
Muskegon-Norton Shores, MI [34740]	2	2	0.2%
Little Rock-North Little Rock-Conway, AR [30780]	2	2	0.2%
Kalamazoo-Portage, MI [28020]	2	2	0.2%
Bend, OR [13460]	2	2	0.2%
Springfield, MO [44180]	2	2	0.2%
Birmingham-Hoover, AL [13820]	2	2	0.2%
Charlottesville, VA [16820]	2	2	0.2%
Lynchburg, VA [31340]	2	2	0.2%
St. Cloud, MN [41060]	2	1	0.2%
Manchester-Nashua, NH [31700]	2	1	0.2%
Burlington-South Burlington, VT [15540]	2	1	0.2%

> SEVERING BY TEARING OR BREAKING [225] - {104} : (59)

Metro Region	Patents	Inventors	% Of Class
New York-Northern New Jersey-Long Island, NY-NJ-PA [35620]	10	12	9.6%
San Francisco-Oakland-Fremont, CA [41860]	9	13	8.7%
Chicago-Naperville-Joliet, IL-IN-WI [16980]	7	8	6.7%

Milwaukee-Waukesha-West Allis, WI [33340]	7	4	6.7%
San Diego-Carlsbad-San Marcos, CA [41740]	5	6	4.8%
Boston-Cambridge-Quincy, MA-NH [14460]	5	5	4.8%
Appleton, WI [11540]	4	9	3.8%
San Jose-Sunnyvale-Santa Clara, CA [41940]	4	5	3.8%
Cincinnati-Middletown, OH-KY-IN [17140]	4	5	3.8%
Harrisburg-Carlisle, PA [25420]	4	2	3.8%
York-Hanover, PA [49620]	4	2	3.8%
Oshkosh-Neenah, WI [36780]	3	10	2.9%
Dallas-Fort Worth-Arlington, TX [19100]	3	6	2.9%
Portland-Vancouver-Beaverton, OR-WA [38900]	3	5	2.9%
Minneapolis-St. Paul-Bloomington, MN-WI [33460]	3	4	2.9%
Reno-Sparks, NV [39900]	3	3	2.9%
Boulder, CO [14500]	3	3	2.9%
Greeley, CO [24540]	3	2	2.9%
Seattle-Tacoma-Bellevue, WA [42660]	2	6	1.9%
Rochester, NY [40380]	2	5	1.9%
Washington-Arlington-Alexandria, DC-VA-MD-WV [47900]	2	4	1.9%
Oxnard-Thousand Oaks-Ventura, CA [37100]	2	3	1.9%
Riverside-San Bernardino-Ontario, CA [40140]	2	3	1.9%
Philadelphia-Camden-Wilmington, PA-NJ-DE-MD [37980]	2	2	1.9%
Racine, WI [39540]	2	2	1.9%
Allentown-Bethlehem-Easton, PA-NJ [10900]	2	2	1.9%
Denver-Aurora, CO [19740]	2	2	1.9%
Jacksonville, FL [27260]	2	2	1.9%
Fort Collins-Loveland, CO [22660]	2	1	1.9%
Detroit-Warren-Livonia, MI [19820]	2	1	1.9%
Albany, GA [10500]	2	1	1.9%
Ann Arbor, MI [11460]	2	1	1.9%

> ADVANCING MATERIAL OF INDETERMINATE LENGTH [226] - {59} : (41)

Metro Region	Patents	Inventors	% Of Class
New York-Northern New Jersey-Long Island, NY-NJ-PA [35620]	7	6	11.9%
Appleton, WI [11540]	5	6	8.5%
Cleveland-Elyria-Mentor, OH [17460]	5	5	8.5%
Oshkosh-Neenah, WI [36780]	4	6	6.8%
Boston-Cambridge-Quincy, MA-NH [14460]	4	5	6.8%
Portland-Vancouver-Beaverton, OR-WA [38900]	4	4	6.8%
Akron, OH [10420]	3	3	5.1%
Rochester, NY [40380]	2	8	3.4%
Pittsburgh, PA [38300]	2	6	3.4%
Cincinnati-Middletown, OH-KY-IN [17140]	2	4	3.4%
Chattanooga, TN-GA [16860]	2	2	3.4%
Yakima, WA [49420]	2	2	3.4%
Salt Lake City, UT [41620]	2	1	3.4%
Miami-Fort Lauderdale-Pompano Beach, FL [33100]	2	1	3.4%
Manchester-Nashua, NH [31700]	2	1	3.4%

> ELONGATED-MEMBER-DRIVING APPARATUS [227] - {1248} : (90)

Metro Region	Patents	Inventors	% Of Class
Bridgeport-Stamford-Norwalk, CT [14860]	363	66	29.1%
Cincinnati-Middletown, OH-KY-IN [17140]	296	180	23.7%
New Haven-Milford, CT [35300]	259	72	20.8%
Hartford-West Hartford-East Hartford, CT [25540]	122	38	9.8%
Chicago-Naperville-Joliet, IL-IN-WI [16980]	119	115	9.5%
San Francisco-Oakland-Fremont, CA [41860]	62	36	5%
Boston-Cambridge-Quincy, MA-NH [14460]	56	41	4.5%

Baltimore-Towson, MD [12580]	48	50	3.8%
Providence-New Bedford-Fall River, RI-MA [39300]	39	39	3.1%
New York-Northern New Jersey-Long Island, NY-NJ-PA [35620]	39	31	3.1%
Philadelphia-Camden-Wilmington, PA-NJ-DE-MD [37980]	39	18	3.1%
Atlanta-Sandy Springs-Marietta, GA [12060]	34	10	2.7%
Miami-Fort Lauderdale-Pompano Beach, FL [33100]	31	17	2.5%
Norwich-New London, CT [35980]	30	4	2.4%
San Jose-Sunnyvale-Santa Clara, CA [41940]	27	16	2.2%
Worcester, MA [49340]	22	12	1.8%
Seattle-Tacoma-Bellevue, WA [42660]	19	11	1.5%
San Diego-Carlsbad-San Marcos, CA [41740]	18	3	1.4%
York-Hanover, PA [49620]	17	6	1.4%
Phoenix-Mesa-Scottsdale, AZ [38060]	12	3	1%
Modesto, CA [33700]	12	3	1%
Raleigh-Cary, NC [39580]	8	4	0.6%
Durham, NC [20500]	8	4	0.6%
Roanoke, VA [40220]	8	3	0.6%
Dayton, OH [19380]	8	3	0.6%
Nashville-Davidson--Murfreesboro--Franklin, TN [34980]	8	3	0.6%
Allentown-Bethlehem-Easton, PA-NJ [10900]	8	2	0.6%
Virginia Beach-Norfolk-Newport News, VA-NC [47260]	8	1	0.6%
Minneapolis-St. Paul-Bloomington, MN-WI [33460]	6	8	0.5%
Houston-Sugar Land-Baytown, TX [26420]	6	6	0.5%
Portland-Vancouver-Beaverton, OR-WA [38900]	6	5	0.5%
Albany-Schenectady-Troy, NY [10580]	6	1	0.5%
Santa Rosa-Petaluma, CA [42220]	5	4	0.4%
Buffalo-Niagara Falls, NY [15380]	5	2	0.4%
Detroit-Warren-Livonia, MI [19820]	4	6	0.3%
Cleveland-Elyria-Mentor, OH [17460]	4	5	0.3%
Boulder, CO [14500]	4	3	0.3%
Ogden-Clearfield, UT [36260]	4	3	0.3%
Santa Cruz-Watsonville, CA [42100]	4	2	0.3%
Akron, OH [10420]	3	5	0.2%
New Orleans-Metairie-Kenner, LA [35380]	3	3	0.2%
Washington-Arlington-Alexandria, DC-VA-MD-WV [47900]	3	3	0.2%
Memphis, TN-MS-AR [32820]	2	6	0.2%
Birmingham-Hoover, AL [13820]	2	3	0.2%
Tulsa, OK [46140]	2	2	0.2%
Winston-Salem, NC [49180]	2	2	0.2%
Canton-Massillon, OH [15940]	2	2	0.2%
Tampa-St. Petersburg-Clearwater, FL [45300]	2	2	0.2%
Bend, OR [13460]	2	1	0.2%
Wichita, KS [48620]	2	1	0.2%
Stockton, CA [44700]	2	1	0.2%
Palm Bay-Melbourne-Titusville, FL [37340]	2	1	0.2%
Manchester-Nashua, NH [31700]	2	1	0.2%

> METAL FUSION BONDING [228] - {876} : (135)

Metro Region	Patents	Inventors	% Of Class
New York-Northern New Jersey-Long Island, NY-NJ-PA [35620]	94	74	10.7%
Detroit-Warren-Livonia, MI [19820]	71	80	8.1%
San Jose-Sunnyvale-Santa Clara, CA [41940]	62	79	7.1%
Philadelphia-Camden-Wilmington, PA-NJ-DE-MD [37980]	56	51	6.4%
San Francisco-Oakland-Fremont, CA [41860]	45	43	5.1%
Phoenix-Mesa-Scottsdale, AZ [38060]	37	66	4.2%
Boston-Cambridge-Quincy, MA-NH [14460]	37	41	4.2%
Chicago-Naperville-Joliet, IL-IN-WI [16980]	32	50	3.7%
Boise City-Nampa, ID [14260]	29	27	3.3%
Houston-Sugar Land-Baytown, TX [26420]	27	41	3.1%
Cincinnati-Middletown, OH-KY-IN [17140]	27	31	3.1%
Provo-Orem, UT [39340]	25	23	2.9%

Allentown-Bethlehem-Easton, PA-NJ [10900]	21	17	2.4%
San Diego-Carlsbad-San Marcos, CA [41740]	20	26	2.3%
Columbus, OH [18140]	20	21	2.3%
Dallas-Fort Worth-Arlington, TX [19100]	18	27	2.1%
Pittsburgh, PA [38300]	17	18	1.9%
Salt Lake City, UT [41620]	17	7	1.9%
Albany-Schenectady-Troy, NY [10580]	16	17	1.8%
St. Louis, MO-IL [41180]	16	15	1.8%
Hartford-West Hartford-East Hartford, CT [25540]	15	26	1.7%
Ann Arbor, MI [11460]	15	17	1.7%
Worcester, MA [49340]	15	10	1.7%
Seattle-Tacoma-Bellevue, WA [42660]	14	23	1.6%
Orlando-Kissimmee, FL [36740]	13	18	1.5%
Portland-Vancouver-Beaverton, OR-WA [38900]	11	23	1.3%
Minneapolis-St. Paul-Bloomington, MN-WI [33460]	11	12	1.3%
Austin-Round Rock, TX [12420]	11	11	1.3%
Kingston, NY [28740]	11	8	1.3%
Greenville-Mauldin-Easley, SC [24860]	10	21	1.1%
Atlanta-Sandy Springs-Marietta, GA [12060]	10	16	1.1%
Binghamton, NY [13780]	10	12	1.1%
Baltimore-Towson, MD [12580]	10	11	1.1%
Denver-Aurora, CO [19740]	10	5	1.1%
Huntsville, AL [26620]	10	4	1.1%
Cleveland-Elyria-Mentor, OH [17460]	9	17	1%
Washington-Arlington-Alexandria, DC-VA-MD-WV [47900]	9	14	1%
Palm Bay-Melbourne-Titusville, FL [37340]	9	13	1%
New Haven-Milford, CT [35300]	9	9	1%
Knoxville, TN [28940]	9	7	1%
Kennewick-Richland-Pasco, WA [28420]	8	16	0.9%
Madison, WI [31540]	8	9	0.9%
Reading, PA [39740]	8	7	0.9%
Santa Cruz-Watsonville, CA [42100]	8	5	0.9%
Springfield, MO [44180]	8	5	0.9%
South Bend-Mishawaka, IN-MI [43780]	7	11	0.8%
Oxnard-Thousand Oaks-Ventura, CA [37100]	7	9	0.8%
Charlotte-Gastonia-Concord, NC-SC [16740]	7	9	0.8%
Wichita, KS [48620]	7	6	0.8%
Providence-New Bedford-Fall River, RI-MA [39300]	6	11	0.7%
Durham, NC [20500]	6	10	0.7%
Raleigh-Cary, NC [39580]	6	9	0.7%
Riverside-San Bernardino-Ontario, CA [40140]	6	8	0.7%
Burlington-South Burlington, VT [15540]	6	8	0.7%
Boulder, CO [14500]	6	5	0.7%
Akron, OH [10420]	5	8	0.6%
Milwaukee-Waukesha-West Allis, WI [33340]	5	6	0.6%
Elkhart-Goshen, IN [21140]	5	5	0.6%
Tulsa, OK [46140]	5	5	0.6%
Blacksburg-Christiansburg-Radford, VA [13980]	5	4	0.6%
Richmond, VA [40060]	5	4	0.6%
Lancaster, PA [29540]	5	4	0.6%
Fort Wayne, IN [23060]	5	3	0.6%
Wilmington, NC [48900]	5	2	0.6%
Ogden-Clearfield, UT [36260]	5	2	0.6%
Rochester, NY [40380]	4	8	0.5%
Spartanburg, SC [43900]	4	5	0.5%
Sacramento--Arden-Arcade--Roseville, CA [40900]	4	4	0.5%
Clarksville, TN-KY [17300]	4	3	0.5%
Bridgeport-Stamford-Norwalk, CT [14860]	4	3	0.5%
Peoria, IL [37900]	3	6	0.3%
Utica-Rome, NY [46540]	3	6	0.3%
Buffalo-Niagara Falls, NY [15380]	3	5	0.3%
Nashville-Davidson--Murfreesboro--Franklin, TN [34980]	3	5	0.3%
Miami-Fort Lauderdale-Pompano Beach, FL [33100]	3	5	0.3%
Indianapolis-Carmel, IN [26900]	3	4	0.3%
Gainesville, GA [23580]	3	3	0.3%



Flint, MI [22420]	3	3	0.3%
Tucson, AZ [46060]	3	3	0.3%
Grand Rapids-Wyoming, MI [24340]	3	2	0.3%
Toledo, OH [45780]	3	1	0.3%
Davenport-Moline-Rock Island, IA-IL [19340]	2	7	0.2%
Rochester, MN [40340]	2	6	0.2%
New Orleans-Metairie-Kenner, LA [35380]	2	5	0.2%
Kansas City, MO-KS [28140]	2	4	0.2%
Albuquerque, NM [10740]	2	3	0.2%
San Antonio, TX [41700]	2	3	0.2%
Niles-Benton Harbor, MI [35660]	2	3	0.2%
Greeley, CO [24540]	2	3	0.2%
Salem, OR [41420]	2	3	0.2%
Santa Rosa-Petaluma, CA [42220]	2	3	0.2%
Springfield, IL [44100]	2	3	0.2%
Muskegon-Norton Shores, MI [34740]	2	3	0.2%
Lansing-East Lansing, MI [29620]	2	3	0.2%
Springfield, MA [44140]	2	2	0.2%
Manchester-Nashua, NH [31700]	2	2	0.2%
Tyler, TX [46340]	2	2	0.2%
Duluth, MN-WI [20260]	2	2	0.2%
Greensboro-High Point, NC [24660]	2	2	0.2%
Port St. Lucie, FL [38940]	2	2	0.2%
Racine, WI [39540]	2	2	0.2%
Olympia, WA [36500]	2	2	0.2%
Medford, OR [32780]	2	1	0.2%
Bremerton-Silverdale, WA [14740]	2	1	0.2%
Eau Claire, WI [20740]	2	1	0.2%

> ENVELOPES, WRAPPERS, AND PAPERBOARD BOXES [229] - {654} : (129)

Metro Region	Patents	Inventors	% Of Class
Atlanta-Sandy Springs-Marietta, GA [12060]	131	76	20%
Chicago-Naperville-Joliet, IL-IN-WI [16980]	96	92	14.7%
New York-Northern New Jersey-Long Island, NY-NJ-PA [35620]	54	58	8.3%
Philadelphia-Camden-Wilmington, PA-NJ-DE-MD [37980]	30	31	4.6%
Minneapolis-St. Paul-Bloomington, MN-WI [33460]	26	21	4%
Denver-Aurora, CO [19740]	20	20	3.1%
Cincinnati-Middletown, OH-KY-IN [17140]	18	21	2.8%
Memphis, TN-MS-AR [32820]	18	12	2.8%
Appleton, WI [11540]	14	15	2.1%
Oshkosh-Neenah, WI [36780]	13	12	2%
Richmond, VA [40060]	13	10	2%
Boulder, CO [14500]	13	8	2%
San Francisco-Oakland-Fremont, CA [41860]	12	13	1.8%
Akron, OH [10420]	12	8	1.8%
Gainesville, GA [23580]	12	3	1.8%
Boston-Cambridge-Quincy, MA-NH [14460]	11	13	1.7%
Grand Rapids-Wyoming, MI [24340]	11	11	1.7%
Detroit-Warren-Livonia, MI [19820]	11	7	1.7%
Omaha-Council Bluffs, NE-IA [36540]	11	3	1.7%
Seattle-Tacoma-Bellevue, WA [42660]	10	15	1.5%
Bridgeport-Stamford-Norwalk, CT [14860]	10	10	1.5%
Riverside-San Bernardino-Ontario, CA [40140]	9	6	1.4%
Greeley, CO [24540]	9	4	1.4%
Baltimore-Towson, MD [12580]	8	12	1.2%
Kalamazoo-Portage, MI [28020]	8	10	1.2%
Raleigh-Cary, NC [39580]	8	8	1.2%
Kansas City, MO-KS [28140]	8	7	1.2%
Pittsburgh, PA [38300]	8	7	1.2%
Houston-Sugar Land-Baytown, TX [26420]	8	5	1.2%
Fort Collins-Loveland, CO [22660]	8	3	1.2%

Dallas-Fort Worth-Arlington, TX [19100]	7	8	1.1%
Durham, NC [20500]	7	7	1.1%
Cleveland-Elyria-Mentor, OH [17460]	7	7	1.1%
Manchester-Nashua, NH [31700]	7	4	1.1%
York-Hanover, PA [49620]	7	3	1.1%
Phoenix-Mesa-Scottsdale, AZ [38060]	6	9	0.9%
Milwaukee-Waukesha-West Allis, WI [33340]	6	7	0.9%
Washington-Arlington-Alexandria, DC-VA-MD-WV [47900]	6	7	0.9%
Miami-Fort Lauderdale-Pompano Beach, FL [33100]	6	6	0.9%
Reading, PA [39740]	6	3	0.9%
Columbus, OH [18140]	5	13	0.8%
St. Louis, MO-IL [41180]	5	7	0.8%
New Haven-Milford, CT [35300]	5	6	0.8%
Indianapolis-Carmel, IN [26900]	5	5	0.8%
Charlotte-Gastonia-Concord, NC-SC [16740]	5	3	0.8%
Monroe, LA [33740]	5	3	0.8%
Trenton-Ewing, NJ [45940]	5	2	0.8%
Lansing-East Lansing, MI [29620]	5	2	0.8%
Florence, SC [22500]	4	6	0.6%
Modesto, CA [33700]	4	5	0.6%
Salt Lake City, UT [41620]	4	5	0.6%
Toledo, OH [45780]	4	5	0.6%
Stockton, CA [44700]	4	5	0.6%
South Bend-Mishawaka, IN-MI [43780]	4	3	0.6%
Hartford-West Hartford-East Hartford, CT [25540]	4	3	0.6%
Topeka, KS [45820]	4	1	0.6%
Rochester, NY [40380]	3	15	0.5%
San Jose-Sunnyvale-Santa Clara, CA [41940]	3	9	0.5%
Santa Cruz-Watsonville, CA [42100]	3	8	0.5%
Syracuse, NY [45060]	3	5	0.5%
Lafayette, LA [29180]	3	3	0.5%
Allentown-Bethlehem-Easton, PA-NJ [10900]	3	3	0.5%
Columbia, SC [17900]	3	3	0.5%
Las Vegas-Paradise, NV [29820]	3	3	0.5%
Sioux City, IA-NE-SD [43580]	3	3	0.5%
Madison, WI [31540]	3	3	0.5%
Fresno, CA [23420]	3	3	0.5%
Rockford, IL [40420]	3	2	0.5%
Fort Wayne, IN [23060]	3	2	0.5%
Albany-Schenectady-Troy, NY [10580]	3	1	0.5%
Saginaw-Saginaw Township North, MI [40980]	3	1	0.5%
Oxnard-Thousand Oaks-Ventura, CA [37100]	2	4	0.3%
Louisville/Jefferson County, KY-IN [31140]	2	4	0.3%
San Luis Obispo-Paso Robles, CA [42020]	2	3	0.3%
Springfield, MO [44180]	2	3	0.3%
Portland-Vancouver-Beaverton, OR-WA [38900]	2	3	0.3%
Springfield, MA [44140]	2	3	0.3%
Birmingham-Hoover, AL [13820]	2	2	0.3%
Barnstable Town, MA [12700]	2	2	0.3%
Boise City-Nampa, ID [14260]	2	2	0.3%
Provo-Orem, UT [39340]	2	2	0.3%
Worcester, MA [49340]	2	2	0.3%
Tampa-St. Petersburg-Clearwater, FL [45300]	2	2	0.3%
Albuquerque, NM [10740]	2	2	0.3%
Salem, OR [41420]	2	2	0.3%
Iowa City, IA [26980]	2	2	0.3%
Knoxville, TN [28940]	2	2	0.3%
Little Rock-North Little Rock-Conway, AR [30780]	2	2	0.3%
Visalia-Porterville, CA [47300]	2	2	0.3%
Fayetteville-Springdale-Rogers, AR-MO [22220]	2	2	0.3%
Nashville-Davidson--Murfreesboro--Franklin, TN [34980]	2	2	0.3%
Roanoke, VA [40220]	2	1	0.3%
Blacksburg-Christiansburg-Radford, VA [13980]	2	1	0.3%

## &gt; WHIPS AND WHIP APPARATUS [231] - {24} : (24)

Metro Region	Patents	Inventors	% Of Class
New York-Northern New Jersey-Long Island, NY-NJ-PA [35620]	4	4	16.7%
San Francisco-Oakland-Fremont, CA [41860]	4	2	16.7%

## &gt; DEPOSIT AND COLLECTION RECEPTACLES [232] - {215} : (86)

Metro Region	Patents	Inventors	% Of Class
Chicago-Naperville-Joliet, IL-IN-WI [16980]	27	22	12.6%
New York-Northern New Jersey-Long Island, NY-NJ-PA [35620]	13	17	6%
Binghamton, NY [13780]	12	14	5.6%
Dallas-Fort Worth-Arlington, TX [19100]	12	12	5.6%
Washington-Arlington-Alexandria, DC-VA-MD-WV [47900]	9	13	4.2%
San Diego-Carlsbad-San Marcos, CA [41740]	8	8	3.7%
Bridgeport-Stamford-Norwalk, CT [14860]	7	9	3.3%
Atlanta-Sandy Springs-Marietta, GA [12060]	7	8	3.3%
Cleveland-Elyria-Mentor, OH [17460]	7	7	3.3%
Seattle-Tacoma-Bellevue, WA [42660]	7	5	3.3%
Hickory-Lenoir-Morganton, NC [25860]	7	1	3.3%
Akron, OH [10420]	6	4	2.8%
San Francisco-Oakland-Fremont, CA [41860]	5	5	2.3%
Detroit-Warren-Livonia, MI [19820]	5	5	2.3%
Tampa-St. Petersburg-Clearwater, FL [45300]	5	1	2.3%
Riverside-San Bernardino-Ontario, CA [40140]	4	5	1.9%
Orlando-Kissimmee, FL [36740]	4	3	1.9%
St. Louis, MO-IL [41180]	3	6	1.4%
Scranton--Wilkes-Barre, PA [42540]	3	6	1.4%
Harrisburg-Carlisle, PA [25420]	3	5	1.4%
Spartanburg, SC [43900]	3	4	1.4%
Miami-Fort Lauderdale-Pompano Beach, FL [33100]	3	4	1.4%
Albuquerque, NM [10740]	3	3	1.4%
Boston-Cambridge-Quincy, MA-NH [14460]	3	3	1.4%
Philadelphia-Camden-Wilmington, PA-NJ-DE-MD [37980]	3	3	1.4%
Providence-New Bedford-Fall River, RI-MA [39300]	3	3	1.4%
South Bend-Mishawaka, IN-MI [43780]	3	2	1.4%
Kalamazoo-Portage, MI [28020]	3	2	1.4%
Palm Bay-Melbourne-Titusville, FL [37340]	3	2	1.4%
Canton-Massillon, OH [15940]	2	5	0.9%
Houston-Sugar Land-Baytown, TX [26420]	2	3	0.9%
Indianapolis-Carmel, IN [26900]	2	3	0.9%
Columbus, OH [18140]	2	3	0.9%
New Haven-Milford, CT [35300]	2	2	0.9%
Boulder, CO [14500]	2	2	0.9%
Modesto, CA [33700]	2	2	0.9%
Charlotte-Gastonia-Concord, NC-SC [16740]	2	2	0.9%
Knoxville, TN [28940]	2	2	0.9%
Austin-Round Rock, TX [12420]	2	2	0.9%
Portland-South Portland-Biddeford, ME [38860]	2	2	0.9%
Denver-Aurora, CO [19740]	2	2	0.9%
Merced, CA [32900]	2	2	0.9%
Flint, MI [22420]	2	2	0.9%
Baltimore-Towson, MD [12580]	2	2	0.9%
Minneapolis-St. Paul-Bloomington, MN-WI [33460]	2	1	0.9%
Madison, WI [31540]	2	1	0.9%
Dayton, OH [19380]	2	1	0.9%

## &gt; SELECTIVE CUTTING (E.G., PUNCHING) [234] - {11} : (9)

Metro Region	Patents	Inventors	% Of Class
Minneapolis-St. Paul-Bloomington, MN-WI [33460]	4	1	36.4%
Mobile, AL [33660]	2	1	18.2%

## &gt; REGISTERS [235] - {6249} : (195)

Metro Region	Patents	Inventors	% Of Class
New York-Northern New Jersey-Long Island, NY-NJ-PA [35620]	874	643	14%
Canton-Massillon, OH [15940]	598	246	9.6%
Akron, OH [10420]	598	211	9.6%
San Jose-Sunnyvale-Santa Clara, CA [41940]	582	501	9.3%
San Francisco-Oakland-Fremont, CA [41860]	569	495	9.1%
Philadelphia-Camden-Wilmington, PA-NJ-DE-MD [37980]	462	238	7.4%
Cleveland-Elyria-Mentor, OH [17460]	306	65	4.9%
Boston-Cambridge-Quincy, MA-NH [14460]	292	233	4.7%
Atlanta-Sandy Springs-Marietta, GA [12060]	287	223	4.6%
Seattle-Tacoma-Bellevue, WA [42660]	233	299	3.7%
Chicago-Naperville-Joliet, IL-IN-WI [16980]	195	223	3.1%
Syracuse, NY [45060]	193	123	3.1%
San Diego-Carlsbad-San Marcos, CA [41740]	192	231	3.1%
Dallas-Fort Worth-Arlington, TX [19100]	170	186	2.7%
Minneapolis-St. Paul-Bloomington, MN-WI [33460]	162	155	2.6%
Miami-Fort Lauderdale-Pompano Beach, FL [33100]	155	126	2.5%
Bridgeport-Stamford-Norwalk, CT [14860]	153	94	2.4%
Denver-Aurora, CO [19740]	151	127	2.4%
Washington-Arlington-Alexandria, DC-VA-MD-WV [47900]	145	137	2.3%
Phoenix-Mesa-Scottsdale, AZ [38060]	143	135	2.3%
Charlotte-Gastonia-Concord, NC-SC [16740]	127	132	2%
Austin-Round Rock, TX [12420]	119	124	1.9%
Rochester, NY [40380]	115	140	1.8%
Pittsburgh, PA [38300]	113	62	1.8%
Atlantic City, NJ [12100]	107	6	1.7%
Youngstown-Warren-Boardman, OH-PA [49660]	101	8	1.6%
Salt Lake City, UT [41620]	95	40	1.5%
Durham, NC [20500]	90	122	1.4%
Raleigh-Cary, NC [39580]	87	118	1.4%
Portland-Vancouver-Beaverton, OR-WA [38900]	87	74	1.4%
Boulder, CO [14500]	73	58	1.2%
Eugene-Springfield, OR [21660]	71	44	1.1%
Houston-Sugar Land-Baytown, TX [26420]	69	62	1.1%
Kansas City, MO-KS [28140]	60	70	1%
Santa Cruz-Watsonville, CA [42100]	56	41	0.9%
San Antonio, TX [41700]	55	45	0.9%
Greeley, CO [24540]	51	42	0.8%
Laredo, TX [29700]	50	35	0.8%
Provo-Orem, UT [39340]	50	27	0.8%
New Haven-Milford, CT [35300]	47	25	0.8%
Baltimore-Towson, MD [12580]	45	38	0.7%
Omaha-Council Bluffs, NE-IA [36540]	43	58	0.7%
Cincinnati-Middletown, OH-KY-IN [17140]	43	45	0.7%
Detroit-Warren-Livonia, MI [19820]	42	41	0.7%
Fort Collins-Loveland, CO [22660]	41	34	0.7%
Cedar Rapids, IA [16300]	38	27	0.6%
Richmond, VA [40060]	37	47	0.6%
Tampa-St. Petersburg-Clearwater, FL [45300]	37	40	0.6%
Iowa City, IA [26980]	37	26	0.6%
Orlando-Kissimmee, FL [36740]	36	42	0.6%
Sacramento--Arden-Arcade--Roseville, CA [40900]	35	31	0.6%

Trenton-Ewing, NJ [45940]	33	22	0.5%
Las Vegas-Paradise, NV [29820]	32	30	0.5%
Oxnard-Thousand Oaks-Ventura, CA [37100]	31	24	0.5%
Vineland-Millville-Bridgeton, NJ [47220]	31	3	0.5%
Hartford-West Hartford-East Hartford, CT [25540]	30	29	0.5%
Modesto, CA [33700]	30	19	0.5%
Milwaukee-Waukesha-West Allis, WI [33340]	29	37	0.5%
Providence-New Bedford-Fall River, RI-MA [39300]	28	25	0.4%
St. Louis, MO-IL [41180]	28	23	0.4%
Memphis, TN-MS-AR [32820]	24	31	0.4%
Lexington-Fayette, KY [30460]	24	30	0.4%
Manchester-Nashua, NH [31700]	24	26	0.4%
Columbus, OH [18140]	22	21	0.4%
Madison, WI [31540]	21	14	0.3%
Indianapolis-Carmel, IN [26900]	20	27	0.3%
Palm Bay-Melbourne-Titusville, FL [37340]	20	21	0.3%
Gainesville, GA [23580]	20	17	0.3%
Hickory-Lenoir-Morganton, NC [25860]	19	6	0.3%
Rochester, MN [40340]	18	29	0.3%
Albany-Schenectady-Troy, NY [10580]	18	22	0.3%
Riverside-San Bernardino-Ontario, CA [40140]	18	18	0.3%
Fayetteville-Springdale-Rogers, AR-MO [22220]	18	16	0.3%
Boise City-Nampa, ID [14260]	18	15	0.3%
Worcester, MA [49340]	18	14	0.3%
Allentown-Bethlehem-Easton, PA-NJ [10900]	18	12	0.3%
Albuquerque, NM [10740]	18	11	0.3%
Ogden-Clearfield, UT [36260]	18	10	0.3%
Binghamton, NY [13780]	15	29	0.2%
Reno-Sparks, NV [39900]	15	21	0.2%
Springfield, MA [44140]	15	6	0.2%
Tucson, AZ [46060]	14	23	0.2%
Greensboro-High Point, NC [24660]	14	16	0.2%
Winston-Salem, NC [49180]	14	12	0.2%
Nashville-Davidson--Murfreesboro--Franklin, TN [34980]	14	11	0.2%
Pensacola-Ferry Pass-Brent, FL [37860]	14	2	0.2%
Louisville/Jefferson County, KY-IN [31140]	13	26	0.2%
Dayton, OH [19380]	12	14	0.2%
Racine, WI [39540]	12	9	0.2%
Reading, PA [39740]	12	8	0.2%
Jacksonville, FL [27260]	11	18	0.2%
Virginia Beach-Norfolk-Newport News, VA-NC [47260]	11	16	0.2%
Ann Arbor, MI [11460]	11	15	0.2%
Peoria, IL [37900]	10	21	0.2%
Colorado Springs, CO [17820]	10	17	0.2%
Lakeland, FL [29460]	10	8	0.2%
Santa Rosa-Petaluma, CA [42220]	10	8	0.2%
Oklahoma City, OK [36420]	10	6	0.2%
Lancaster, PA [29540]	9	7	0.1%
Prescott, AZ [39140]	9	3	0.1%
Appleton, WI [11540]	8	22	0.1%
Grand Rapids-Wyoming, MI [24340]	8	16	0.1%
Salem, OR [41420]	8	7	0.1%
Buffalo-Niagara Falls, NY [15380]	8	6	0.1%
Olympia, WA [36500]	8	5	0.1%
Columbia, SC [17900]	8	4	0.1%
Spokane, WA [44060]	8	4	0.1%
Little Rock-North Little Rock-Conway, AR [30780]	7	20	0.1%
Oshkosh-Neenah, WI [36780]	7	20	0.1%
Stockton, CA [44700]	7	9	0.1%
Tallahassee, FL [45220]	7	7	0.1%
Port St. Lucie, FL [38940]	7	7	0.1%
Yuma, AZ [49740]	7	2	0.1%
Greenville-Mauldin-Easley, SC [24860]	6	10	0.1%
Spartanburg, SC [43900]	6	5	0.1%
Toledo, OH [45780]	6	3	0.1%

Yuba City, CA [49700]	6	3	0.1%
Bremerton-Silverdale, WA [14740]	6	3	0.1%
Burlington-South Burlington, VT [15540]	5	17	0.1%
Fort Wayne, IN [23060]	5	9	0.1%
Lansing-East Lansing, MI [29620]	5	6	0.1%
Bakersfield, CA [12540]	5	5	0.1%
Cape Coral-Fort Myers, FL [15980]	5	4	0.1%
Kingston, NY [28740]	5	3	0.1%
Charlottesville, VA [16820]	5	3	0.1%
Salinas, CA [41500]	5	3	0.1%
Elkhart-Goshen, IN [21140]	4	6	0.1%
Wichita, KS [48620]	4	6	0.1%
Vallejo-Fairfield, CA [46700]	4	5	0.1%
Tulsa, OK [46140]	4	4	0.1%
Bellingham, WA [13380]	4	4	0.1%
Naples-Marco Island, FL [34940]	4	3	0.1%
Gainesville, FL [23540]	4	3	0.1%
Springfield, IL [44100]	4	3	0.1%
Norwich-New London, CT [35980]	4	3	0.1%
Kalamazoo-Portage, MI [28020]	4	3	0.1%
Lake Charles, LA [29340]	4	2	0.1%
York-Hanover, PA [49620]	4	2	0.1%
Macon, GA [31420]	4	1	0.1%
Montgomery, AL [33860]	4	1	0.1%
Knoxville, TN [28940]	3	7	0%
South Bend-Mishawaka, IN-MI [43780]	3	5	0%
Bloomington, IN [14020]	3	3	0%
Rockford, IL [40420]	3	3	0%
Huntsville, AL [26620]	3	3	0%
Burlington, NC [15500]	3	3	0%
Bend, OR [13460]	3	3	0%
Niles-Benton Harbor, MI [35660]	3	3	0%
State College, PA [44300]	3	3	0%
Portland-South Portland-Biddeford, ME [38860]	3	3	0%
Sioux City, IA-NE-SD [43580]	3	2	0%
Flint, MI [22420]	3	2	0%
Utica-Rome, NY [46540]	3	2	0%
Houma-Bayou Cane-Thibodaux, LA [26380]	3	1	0%
Fargo, ND-MN [22020]	2	7	0%
Champaign-Urbana, IL [16580]	2	3	0%
Birmingham-Hoover, AL [13820]	2	3	0%
Bowling Green, KY [14540]	2	2	0%
Chico, CA [17020]	2	2	0%
Des Moines-West Des Moines, IA [19780]	2	2	0%
Medford, OR [32780]	2	1	0%
Visalia-Porterville, CA [47300]	2	1	0%
Gulfport-Biloxi, MS [25060]	2	1	0%
New Orleans-Metairie-Kenner, LA [35380]	2	1	0%
Lubbock, TX [31180]	2	1	0%
Wilmington, NC [48900]	2	1	0%

> AUTOMATIC TEMPERATURE AND HUMIDITY REGULATION [236] - {332} : (104)

Metro Region	Patents	Inventors	% Of Class
Minneapolis-St. Paul-Bloomington, MN-WI [33460]	48	39	14.5%
San Francisco-Oakland-Fremont, CA [41860]	29	27	8.7%
New York-Northern New Jersey-Long Island, NY-NJ-PA [35620]	20	19	6%
Detroit-Warren-Livonia, MI [19820]	20	18	6%
San Jose-Sunnyvale-Santa Clara, CA [41940]	18	27	5.4%
Atlanta-Sandy Springs-Marietta, GA [12060]	13	14	3.9%
Chicago-Naperville-Joliet, IL-IN-WI [16980]	13	13	3.9%
Columbus, OH [18140]	12	17	3.6%

Dallas-Fort Worth-Arlington, TX [19100]	12	12	3.6%
Portland-Vancouver-Beaverton, OR-WA [38900]	12	6	3.6%
Indianapolis-Carmel, IN [26900]	11	13	3.3%
Phoenix-Mesa-Scottsdale, AZ [38060]	11	13	3.3%
Fresno, CA [23420]	11	2	3.3%
Providence-New Bedford-Fall River, RI-MA [39300]	9	9	2.7%
Ann Arbor, MI [11460]	9	7	2.7%
Boston-Cambridge-Quincy, MA-NH [14460]	7	7	2.1%
Greensboro-High Point, NC [24660]	7	4	2.1%
Redding, CA [39820]	7	1	2.1%
St. Louis, MO-IL [41180]	6	9	1.8%
Boulder, CO [14500]	6	7	1.8%
Syracuse, NY [45060]	6	5	1.8%
Santa Cruz-Watsonville, CA [42100]	6	3	1.8%
Seattle-Tacoma-Bellevue, WA [42660]	5	8	1.5%
Greeley, CO [24540]	5	6	1.5%
Fort Collins-Loveland, CO [22660]	5	6	1.5%
Kalamazoo-Portage, MI [28020]	5	6	1.5%
Tyler, TX [46340]	5	5	1.5%
Lansing-East Lansing, MI [29620]	5	4	1.5%
Riverside-San Bernardino-Ontario, CA [40140]	5	4	1.5%
Reno-Sparks, NV [39900]	5	2	1.5%
New Haven-Milford, CT [35300]	4	7	1.2%
Akron, OH [10420]	4	5	1.2%
Orlando-Kissimmee, FL [36740]	4	2	1.2%
Gainesville, GA [23580]	4	1	1.2%
Naples-Marco Island, FL [34940]	4	1	1.2%
Cape Coral-Fort Myers, FL [15980]	4	1	1.2%
Memphis, TN-MS-AR [32820]	3	5	0.9%
Cleveland-Elyria-Mentor, OH [17460]	3	5	0.9%
Philadelphia-Camden-Wilmington, PA-NJ-DE-MD [37980]	3	4	0.9%
Oxnard-Thousand Oaks-Ventura, CA [37100]	3	2	0.9%
Miami-Fort Lauderdale-Pompano Beach, FL [33100]	3	2	0.9%
Kansas City, MO-KS [28140]	3	2	0.9%
Bridgeport-Stamford-Norwalk, CT [14860]	3	2	0.9%
Fort Wayne, IN [23060]	3	2	0.9%
Canton-Massillon, OH [15940]	3	2	0.9%
Winston-Salem, NC [49180]	3	2	0.9%
Sacramento--Arden-Arcade--Roseville, CA [40900]	2	6	0.6%
Huntsville, AL [26620]	2	6	0.6%
Buffalo-Niagara Falls, NY [15380]	2	5	0.6%
Washington-Arlington-Alexandria, DC-VA-MD-WV [47900]	2	4	0.6%
San Diego-Carlsbad-San Marcos, CA [41740]	2	3	0.6%
Knoxville, TN [28940]	2	2	0.6%
Charlotte-Gastonia-Concord, NC-SC [16740]	2	2	0.6%
Denver-Aurora, CO [19740]	2	2	0.6%
Houston-Sugar Land-Baytown, TX [26420]	2	2	0.6%
Port St. Lucie, FL [38940]	2	2	0.6%
Hartford-West Hartford-East Hartford, CT [25540]	2	2	0.6%
Chico, CA [17020]	2	2	0.6%
Flint, MI [22420]	2	2	0.6%
Allentown-Bethlehem-Easton, PA-NJ [10900]	2	1	0.6%
Bowling Green, KY [14540]	2	1	0.6%
Worcester, MA [49340]	2	1	0.6%
Chattanooga, TN-GA [16860]	2	1	0.6%
Barnstable Town, MA [12700]	2	1	0.6%
Albuquerque, NM [10740]	2	1	0.6%

> HEATING SYSTEMS [237] - {67} : (40)

Metro Region	Patents	Inventors	% Of Class
Detroit-Warren-Livonia, MI [19820]	21	31	31.3%

Ann Arbor, MI [11460]	5	8	7.5%
Minneapolis-St. Paul-Bloomington, MN-WI [33460]	4	7	6%
Chicago-Naperville-Joliet, IL-IN-WI [16980]	4	5	6%
Flint, MI [22420]	4	4	6%
Boston-Cambridge-Quincy, MA-NH [14460]	4	3	6%
New York-Northern New Jersey-Long Island, NY-NJ-PA [35620]	3	5	4.5%
Hartford-West Hartford-East Hartford, CT [25540]	3	3	4.5%
Cincinnati-Middletown, OH-KY-IN [17140]	3	3	4.5%
South Bend-Mishawaka, IN-MI [43780]	3	2	4.5%
Peoria, IL [37900]	2	5	3%
Atlanta-Sandy Springs-Marietta, GA [12060]	2	4	3%
Elkhart-Goshen, IN [21140]	2	4	3%
Indianapolis-Carmel, IN [26900]	2	3	3%
San Diego-Carlsbad-San Marcos, CA [41740]	2	2	3%
Nashville-Davidson--Murfreesboro--Franklin, TN [34980]	2	2	3%
Portland-Vancouver-Beaverton, OR-WA [38900]	2	2	3%

> RAILWAYS: SURFACE TRACK [238] - {90} : (48)

Metro Region	Patents	Inventors	% Of Class
New York-Northern New Jersey-Long Island, NY-NJ-PA [35620]	15	11	16.7%
Pittsburgh, PA [38300]	13	7	14.4%
Huntington-Ashland, WV-KY-OH [26580]	7	2	7.8%
Chicago-Naperville-Joliet, IL-IN-WI [16980]	6	5	6.7%
Cleveland-Elyria-Mentor, OH [17460]	6	3	6.7%
Kansas City, MO-KS [28140]	5	7	5.6%
Philadelphia-Camden-Wilmington, PA-NJ-DE-MD [37980]	5	5	5.6%
Akron, OH [10420]	5	2	5.6%
Cincinnati-Middletown, OH-KY-IN [17140]	4	5	4.4%
Denver-Aurora, CO [19740]	4	4	4.4%
Dallas-Fort Worth-Arlington, TX [19100]	3	9	3.3%
Detroit-Warren-Livonia, MI [19820]	3	4	3.3%
San Francisco-Oakland-Fremont, CA [41860]	2	5	2.2%
Topeka, KS [45820]	2	4	2.2%
Houston-Sugar Land-Baytown, TX [26420]	2	2	2.2%
Omaha-Council Bluffs, NE-IA [36540]	2	2	2.2%
Syracuse, NY [45060]	2	2	2.2%
Grand Rapids-Wyoming, MI [24340]	2	1	2.2%
Richmond, VA [40060]	2	1	2.2%
Nashville-Davidson--Murfreesboro--Franklin, TN [34980]	2	1	2.2%

> FLUID SPRINKLING, SPRAYING, AND DIFFUSING [239] - {1893} : (195)

Metro Region	Patents	Inventors	% Of Class
Chicago-Naperville-Joliet, IL-IN-WI [16980]	160	190	8.5%
Virginia Beach-Norfolk-Newport News, VA-NC [47260]	82	51	4.3%
Detroit-Warren-Livonia, MI [19820]	80	91	4.2%
San Diego-Carlsbad-San Marcos, CA [41740]	73	56	3.9%
New York-Northern New Jersey-Long Island, NY-NJ-PA [35620]	72	97	3.8%
Minneapolis-St. Paul-Bloomington, MN-WI [33460]	68	83	3.6%
Racine, WI [39540]	67	72	3.5%
Phoenix-Mesa-Scottsdale, AZ [38060]	63	85	3.3%
Boston-Cambridge-Quincy, MA-NH [14460]	62	58	3.3%
Peoria, IL [37900]	60	93	3.2%
Riverside-San Bernardino-Ontario, CA [40140]	57	51	3%
Cleveland-Elyria-Mentor, OH [17460]	55	72	2.9%
Richmond, VA [40060]	53	36	2.8%
Atlanta-Sandy Springs-Marietta, GA [12060]	48	49	2.5%
Baltimore-Towson, MD [12580]	47	33	2.5%



Milwaukee-Waukesha-West Allis, WI [33340]	42	35	2.2%
Miami-Fort Lauderdale-Pompano Beach, FL [33100]	42	29	2.2%
Cincinnati-Middletown, OH-KY-IN [17140]	39	65	2.1%
Greeley, CO [24540]	38	26	2%
Toledo, OH [45780]	36	19	1.9%
Des Moines-West Des Moines, IA [19780]	35	49	1.8%
San Jose-Sunnyvale-Santa Clara, CA [41940]	34	38	1.8%
Seattle-Tacoma-Bellevue, WA [42660]	34	32	1.8%
Indianapolis-Carmel, IN [26900]	32	49	1.7%
Boulder, CO [14500]	32	24	1.7%
Houston-Sugar Land-Baytown, TX [26420]	30	37	1.6%
Columbus, OH [18140]	29	49	1.5%
San Francisco-Oakland-Fremont, CA [41860]	29	44	1.5%
Fort Collins-Loveland, CO [22660]	29	20	1.5%
Dallas-Fort Worth-Arlington, TX [19100]	28	39	1.5%
Philadelphia-Camden-Wilmington, PA-NJ-DE-MD [37980]	25	30	1.3%
Tucson, AZ [46060]	25	29	1.3%
Denver-Aurora, CO [19740]	25	29	1.3%
Akron, OH [10420]	23	27	1.2%
Salt Lake City, UT [41620]	23	20	1.2%
Omaha-Council Bluffs, NE-IA [36540]	23	18	1.2%
Ann Arbor, MI [11460]	22	22	1.2%
Washington-Arlington-Alexandria, DC-VA-MD-WV [47900]	22	20	1.2%
Orlando-Kissimmee, FL [36740]	21	21	1.1%
Grand Rapids-Wyoming, MI [24340]	21	19	1.1%
Greenville-Mauldin-Easley, SC [24860]	20	32	1.1%
Hartford-West Hartford-East Hartford, CT [25540]	19	26	1%
Manchester-Nashua, NH [31700]	19	14	1%
Gainesville, GA [23580]	19	8	1%
Rochester, NY [40380]	18	32	1%
Portland-Vancouver-Beaverton, OR-WA [38900]	18	17	1%
Allentown-Bethlehem-Easton, PA-NJ [10900]	18	15	1%
Oxnard-Thousand Oaks-Ventura, CA [37100]	18	12	1%
Sacramento--Arden-Arcade--Roseville, CA [40900]	16	17	0.8%
Kansas City, MO-KS [28140]	15	12	0.8%
Tampa-St. Petersburg-Clearwater, FL [45300]	14	18	0.7%
Albany-Schenectady-Troy, NY [10580]	14	14	0.7%
Pittsburgh, PA [38300]	14	13	0.7%
Charlotte-Gastonia-Concord, NC-SC [16740]	13	14	0.7%
Providence-New Bedford-Fall River, RI-MA [39300]	13	9	0.7%
Madison, WI [31540]	12	15	0.6%
Elkhart-Goshen, IN [21140]	12	8	0.6%
Colorado Springs, CO [17820]	12	8	0.6%
St. Louis, MO-IL [41180]	12	6	0.6%
Janesville, WI [27500]	12	5	0.6%
Boise City-Nampa, ID [14260]	11	11	0.6%
Bridgeport-Stamford-Norwalk, CT [14860]	10	17	0.5%
Provo-Orem, UT [39340]	10	11	0.5%
Dayton, OH [19380]	10	10	0.5%
Iowa City, IA [26980]	10	8	0.5%
Lakeland, FL [29460]	10	8	0.5%
Columbia, SC [17900]	10	7	0.5%
Visalia-Porterville, CA [47300]	10	4	0.5%
Palm Bay-Melbourne-Titusville, FL [37340]	9	12	0.5%
Nashville-Davidson--Murfreesboro--Franklin, TN [34980]	9	11	0.5%
Cedar Rapids, IA [16300]	9	10	0.5%
South Bend-Mishawaka, IN-MI [43780]	9	7	0.5%
Appleton, WI [11540]	9	7	0.5%
Flint, MI [22420]	9	5	0.5%
Kennewick-Richland-Pasco, WA [28420]	9	4	0.5%
Austin-Round Rock, TX [12420]	8	16	0.4%
Spartanburg, SC [43900]	8	9	0.4%
Oshkosh-Neenah, WI [36780]	8	6	0.4%
Tulsa, OK [46140]	7	10	0.4%
Las Vegas-Paradise, NV [29820]	7	7	0.4%

New Haven-Milford, CT [35300]	7	7	0.4%
Canton-Massillon, OH [15940]	7	6	0.4%
Ogden-Clearfield, UT [36260]	7	6	0.4%
Louisville/Jefferson County, KY-IN [31140]	7	5	0.4%
Modesto, CA [33700]	7	5	0.4%
Charleston-North Charleston, SC [16700]	7	4	0.4%
Durham, NC [20500]	6	9	0.3%
Raleigh-Cary, NC [39580]	6	9	0.3%
San Luis Obispo-Paso Robles, CA [42020]	6	5	0.3%
State College, PA [44300]	6	5	0.3%
Stockton, CA [44700]	6	4	0.3%
Reno-Sparks, NV [39900]	5	11	0.3%
Bakersfield, CA [12540]	5	8	0.3%
Waterloo-Cedar Falls, IA [47940]	5	7	0.3%
Lincoln, NE [30700]	5	6	0.3%
Yuba City, CA [49700]	5	5	0.3%
Fayetteville-Springdale-Rogers, AR-MO [22220]	5	4	0.3%
Buffalo-Niagara Falls, NY [15380]	5	4	0.3%
Saginaw-Saginaw Township North, MI [40980]	5	3	0.3%
Bremerton-Silverdale, WA [14740]	5	3	0.3%
Bellingham, WA [13380]	5	2	0.3%
Springfield, MA [44140]	4	10	0.2%
Huntsville, AL [26620]	4	8	0.2%
Albuquerque, NM [10740]	4	8	0.2%
Worcester, MA [49340]	4	6	0.2%
Shreveport-Bossier City, LA [43340]	4	6	0.2%
Portland-South Portland-Biddeford, ME [38860]	4	6	0.2%
San Antonio, TX [41700]	4	5	0.2%
Spokane, WA [44060]	4	5	0.2%
Lansing-East Lansing, MI [29620]	4	5	0.2%
Greensboro-High Point, NC [24660]	4	5	0.2%
Trenton-Ewing, NJ [45940]	4	4	0.2%
Davenport-Moline-Rock Island, IA-IL [19340]	4	4	0.2%
Port St. Lucie, FL [38940]	4	4	0.2%
Vallejo-Fairfield, CA [46700]	4	4	0.2%
Beaumont-Port Arthur, TX [13140]	4	3	0.2%
Naples-Marco Island, FL [34940]	4	2	0.2%
Cape Coral-Fort Myers, FL [15980]	4	2	0.2%
Kalamazoo-Portage, MI [28020]	4	2	0.2%
Niles-Benton Harbor, MI [35660]	4	2	0.2%
Sioux Falls, SD [43620]	3	5	0.2%
Billings, MT [13740]	3	5	0.2%
Macon, GA [31420]	3	5	0.2%
Oklahoma City, OK [36420]	3	5	0.2%
Augusta-Richmond County, GA-SC [12260]	3	4	0.2%
Evansville, IN-KY [21780]	3	4	0.2%
Jackson, MI [27100]	3	3	0.2%
Midland, TX [33260]	3	3	0.2%
Corpus Christi, TX [18580]	3	3	0.2%
York-Hanover, PA [49620]	3	3	0.2%
Laredo, TX [29700]	3	3	0.2%
Kingsport-Bristol-Bristol, TN-VA [28700]	3	3	0.2%
Deltona-Daytona Beach-Ormond Beach, FL [19660]	3	2	0.2%
Wichita, KS [48620]	2	5	0.1%
Little Rock-North Little Rock-Conway, AR [30780]	2	4	0.1%
Lexington-Fayette, KY [30460]	2	4	0.1%
Harrisburg-Carlisle, PA [25420]	2	4	0.1%
Bowling Green, KY [14540]	2	4	0.1%
Utica-Rome, NY [46540]	2	3	0.1%
Monroe, LA [33740]	2	2	0.1%
Gainesville, FL [23540]	2	2	0.1%
Norwich-New London, CT [35980]	2	2	0.1%
Savannah, GA [42340]	2	2	0.1%
Memphis, TN-MS-AR [32820]	2	2	0.1%
Rockford, IL [40420]	2	2	0.1%

Winston-Salem, NC [49180]	2	2	0.1%
Myrtle Beach-Conway-North Myrtle Beach, SC [34820]	2	2	0.1%
Fort Wayne, IN [23060]	2	2	0.1%
St. Cloud, MN [41060]	2	2	0.1%
Jacksonville, FL [27260]	2	2	0.1%
Redding, CA [39820]	2	1	0.1%
Athens-Clarke County, GA [12020]	2	1	0.1%
Asheville, NC [11700]	2	1	0.1%
Champaign-Urbana, IL [16580]	2	1	0.1%

> SOLID MATERIAL COMMINATION OR DISINTEGRATION [241] - {1203} : (181)

Metro Region	Patents	Inventors	% Of Class
Chicago-Naperville-Joliet, IL-IN-WI [16980]	129	103	10.7%
New York-Northern New Jersey-Long Island, NY-NJ-PA [35620]	111	90	9.2%
Boston-Cambridge-Quincy, MA-NH [14460]	53	61	4.4%
Milwaukee-Waukesha-West Allis, WI [33340]	45	31	3.7%
Columbus, OH [18140]	36	33	3%
Portland-Vancouver-Beaverton, OR-WA [38900]	35	29	2.9%
Racine, WI [39540]	34	26	2.8%
Houston-Sugar Land-Baytown, TX [26420]	31	30	2.6%
Philadelphia-Camden-Wilmington, PA-NJ-DE-MD [37980]	30	45	2.5%
Cleveland-Elyria-Mentor, OH [17460]	30	36	2.5%
Seattle-Tacoma-Bellevue, WA [42660]	29	36	2.4%
San Francisco-Oakland-Fremont, CA [41860]	26	31	2.2%
Akron, OH [10420]	24	23	2%
Worcester, MA [49340]	22	17	1.8%
Minneapolis-St. Paul-Bloomington, MN-WI [33460]	21	25	1.7%
San Jose-Sunnyvale-Santa Clara, CA [41940]	21	23	1.7%
Atlanta-Sandy Springs-Marietta, GA [12060]	19	18	1.6%
Des Moines-West Des Moines, IA [19780]	18	13	1.5%
Detroit-Warren-Livonia, MI [19820]	17	27	1.4%
Kalamazoo-Portage, MI [28020]	17	17	1.4%
Cedar Rapids, IA [16300]	17	12	1.4%
Madison, WI [31540]	17	5	1.4%
Pittsburgh, PA [38300]	16	29	1.3%
Allentown-Bethlehem-Easton, PA-NJ [10900]	16	18	1.3%
Richmond, VA [40060]	15	19	1.2%
Cincinnati-Middletown, OH-KY-IN [17140]	15	17	1.2%
Hartford-West Hartford-East Hartford, CT [25540]	14	22	1.2%
Eugene-Springfield, OR [21660]	14	20	1.2%
Provo-Orem, UT [39340]	13	13	1.1%
Denver-Aurora, CO [19740]	12	15	1%
Charlotte-Gastonia-Concord, NC-SC [16740]	12	15	1%
Canton-Massillon, OH [15940]	12	9	1%
Scranton--Wilkes-Barre, PA [42540]	12	8	1%
Phoenix-Mesa-Scottsdale, AZ [38060]	11	16	0.9%
Greeley, CO [24540]	11	9	0.9%
Tampa-St. Petersburg-Clearwater, FL [45300]	11	8	0.9%
Iowa City, IA [26980]	11	8	0.9%
Baltimore-Towson, MD [12580]	11	7	0.9%
Davenport-Moline-Rock Island, IA-IL [19340]	11	5	0.9%
Miami-Fort Lauderdale-Pompano Beach, FL [33100]	10	11	0.8%
Reading, PA [39740]	10	10	0.8%
Bridgeport-Stamford-Norwalk, CT [14860]	10	8	0.8%
Fort Collins-Loveland, CO [22660]	10	8	0.8%
Lancaster, PA [29540]	9	14	0.7%
San Diego-Carlsbad-San Marcos, CA [41740]	9	13	0.7%
St. Louis, MO-IL [41180]	9	10	0.7%
Duluth, MN-WI [20260]	8	15	0.7%
Providence-New Bedford-Fall River, RI-MA [39300]	8	13	0.7%

Rochester, NY [40380]	8	11	0.7%
Tallahassee, FL [45220]	8	10	0.7%
Salt Lake City, UT [41620]	8	9	0.7%
Boulder, CO [14500]	8	8	0.7%
Indianapolis-Carmel, IN [26900]	8	8	0.7%
South Bend-Mishawaka, IN-MI [43780]	8	6	0.7%
Winston-Salem, NC [49180]	8	6	0.7%
Green Bay, WI [24580]	8	5	0.7%
Louisville/Jefferson County, KY-IN [31140]	8	5	0.7%
Naples-Marco Island, FL [34940]	8	3	0.7%
Cape Coral-Fort Myers, FL [15980]	8	3	0.7%
Dallas-Fort Worth-Arlington, TX [19100]	7	12	0.6%
Washington-Arlington-Alexandria, DC-VA-MD-WV [47900]	7	11	0.6%
Sacramento--Arden-Arcade--Roseville, CA [40900]	7	10	0.6%
Birmingham-Hoover, AL [13820]	7	8	0.6%
Riverside-San Bernardino-Ontario, CA [40140]	7	7	0.6%
Kansas City, MO-KS [28140]	7	6	0.6%
Springfield, MA [44140]	7	6	0.6%
Grand Rapids-Wyoming, MI [24340]	7	5	0.6%
York-Hanover, PA [49620]	7	5	0.6%
Rockford, IL [40420]	7	4	0.6%
Oxnard-Thousand Oaks-Ventura, CA [37100]	6	9	0.5%
Tulsa, OK [46140]	6	9	0.5%
Niles-Benton Harbor, MI [35660]	6	9	0.5%
Syracuse, NY [45060]	6	9	0.5%
Bellingham, WA [13380]	6	8	0.5%
Santa Cruz-Watsonville, CA [42100]	6	8	0.5%
Appleton, WI [11540]	6	8	0.5%
Chattanooga, TN-GA [16860]	6	7	0.5%
San Antonio, TX [41700]	6	7	0.5%
Laredo, TX [29700]	6	7	0.5%
St. Cloud, MN [41060]	6	6	0.5%
Port St. Lucie, FL [38940]	6	5	0.5%
Youngstown-Warren-Boardman, OH-PA [49660]	6	4	0.5%
Spartanburg, SC [43900]	6	3	0.5%
Modesto, CA [33700]	6	3	0.5%
Virginia Beach-Norfolk-Newport News, VA-NC [47260]	5	8	0.4%
Durham, NC [20500]	5	7	0.4%
Sioux Falls, SD [43620]	5	6	0.4%
Spokane, WA [44060]	5	5	0.4%
Fayetteville-Springdale-Rogers, AR-MO [22220]	5	5	0.4%
Albany-Schenectady-Troy, NY [10580]	5	5	0.4%
Lexington-Fayette, KY [30460]	5	4	0.4%
Harrisburg-Carlisle, PA [25420]	5	3	0.4%
Yakima, WA [49420]	5	3	0.4%
Jacksonville, FL [27260]	4	9	0.3%
Austin-Round Rock, TX [12420]	4	7	0.3%
Memphis, TN-MS-AR [32820]	4	6	0.3%
Dayton, OH [19380]	4	6	0.3%
Macon, GA [31420]	4	5	0.3%
Raleigh-Cary, NC [39580]	4	5	0.3%
New Haven-Milford, CT [35300]	4	5	0.3%
Wilmington, NC [48900]	4	5	0.3%
Elkhart-Goshen, IN [21140]	4	4	0.3%
Oshkosh-Neenah, WI [36780]	4	4	0.3%
Boise City-Nampa, ID [14260]	4	4	0.3%
Santa Rosa-Petaluma, CA [42220]	4	4	0.3%
Topeka, KS [45820]	4	3	0.3%
Springfield, IL [44100]	4	3	0.3%
Albuquerque, NM [10740]	4	3	0.3%
San Luis Obispo-Paso Robles, CA [42020]	4	3	0.3%
Gulfport-Biloxi, MS [25060]	4	2	0.3%
Ann Arbor, MI [11460]	3	9	0.2%
Toledo, OH [45780]	3	4	0.2%
Buffalo-Niagara Falls, NY [15380]	3	4	0.2%

Oklahoma City, OK [36420]	3	4	0.2%
Huntsville, AL [26620]	3	3	0.2%
Kingsport-Bristol-Bristol, TN-VA [28700]	3	3	0.2%
Portland-South Portland-Biddeford, ME [38860]	3	3	0.2%
Yuba City, CA [49700]	3	3	0.2%
Evansville, IN-KY [21780]	3	3	0.2%
Utica-Rome, NY [46540]	3	2	0.2%
Stockton, CA [44700]	3	2	0.2%
Charleston-North Charleston, SC [16700]	3	1	0.2%
Fort Wayne, IN [23060]	2	6	0.2%
Billings, MT [13740]	2	6	0.2%
Ogden-Clearfield, UT [36260]	2	5	0.2%
Greenville-Mauldin-Easley, SC [24860]	2	5	0.2%
Panama City-Lynn Haven, FL [37460]	2	5	0.2%
Manchester-Nashua, NH [31700]	2	4	0.2%
Greensboro-High Point, NC [24660]	2	4	0.2%
Nashville-Davidson--Murfreeseboro--Franklin, TN [34980]	2	3	0.2%
Saginaw-Saginaw Township North, MI [40980]	2	3	0.2%
Erie, PA [21500]	2	3	0.2%
Bremerton-Silverdale, WA [14740]	2	2	0.2%
Olympia, WA [36500]	2	2	0.2%
Baton Rouge, LA [12940]	2	2	0.2%
Medford, OR [32780]	2	2	0.2%
Colorado Springs, CO [17820]	2	2	0.2%
Fargo, ND-MN [22020]	2	2	0.2%
New Orleans-Metairie-Kenner, LA [35380]	2	2	0.2%
Salem, OR [41420]	2	1	0.2%
Las Vegas-Paradise, NV [29820]	2	1	0.2%
Houma-Bayou Cane-Thibodaux, LA [26380]	2	1	0.2%

> WINDING, TENSIONING, OR GUIDING [242] - {1073} : (157)

Metro Region	Patents	Inventors	% Of Class
Detroit-Warren-Livonia, MI [19820]	87	86	8.1%
Appleton, WI [11540]	66	81	6.2%
Oshkosh-Neenah, WI [36780]	64	71	6%
Chicago-Naperville-Joliet, IL-IN-WI [16980]	60	73	5.6%
New York-Northern New Jersey-Long Island, NY-NJ-PA [35620]	52	65	4.8%
Atlanta-Sandy Springs-Marietta, GA [12060]	45	45	4.2%
Cincinnati-Middletown, OH-KY-IN [17140]	40	43	3.7%
Boston-Cambridge-Quincy, MA-NH [14460]	37	44	3.4%
Denver-Aurora, CO [19740]	34	35	3.2%
Philadelphia-Camden-Wilmington, PA-NJ-DE-MD [37980]	29	32	2.7%
Minneapolis-St. Paul-Bloomington, MN-WI [33460]	29	28	2.7%
Boulder, CO [14500]	29	23	2.7%
Cleveland-Elyria-Mentor, OH [17460]	27	28	2.5%
Charlotte-Gastonia-Concord, NC-SC [16740]	27	20	2.5%
Greeley, CO [24540]	26	14	2.4%
San Francisco-Oakland-Fremont, CA [41860]	24	34	2.2%
Milwaukee-Waukesha-West Allis, WI [33340]	24	27	2.2%
San Diego-Carlsbad-San Marcos, CA [41740]	21	35	2%
Green Bay, WI [24580]	21	18	2%
San Jose-Sunnyvale-Santa Clara, CA [41940]	20	15	1.9%
Portland-Vancouver-Beaverton, OR-WA [38900]	19	22	1.8%
Phoenix-Mesa-Scottsdale, AZ [38060]	19	21	1.8%
Akron, OH [10420]	18	17	1.7%
Fort Collins-Loveland, CO [22660]	18	9	1.7%
Houston-Sugar Land-Baytown, TX [26420]	17	16	1.6%
Rochester, NY [40380]	16	27	1.5%
Seattle-Tacoma-Bellevue, WA [42660]	15	18	1.4%
Oxnard-Thousand Oaks-Ventura, CA [37100]	15	13	1.4%
Worcester, MA [49340]	14	15	1.3%

Tulsa, OK [46140]	13	23	1.2%
Dallas-Fort Worth-Arlington, TX [19100]	13	23	1.2%
Riverside-San Bernardino-Ontario, CA [40140]	13	10	1.2%
Austin-Round Rock, TX [12420]	13	8	1.2%
Lexington-Fayette, KY [30460]	11	8	1%
Florence, SC [22500]	10	16	0.9%
Tampa-St. Petersburg-Clearwater, FL [45300]	10	12	0.9%
Kansas City, MO-KS [28140]	10	8	0.9%
Columbus, OH [18140]	9	14	0.8%
Madison, WI [31540]	9	14	0.8%
Providence-New Bedford-Fall River, RI-MA [39300]	9	11	0.8%
Tucson, AZ [46060]	9	10	0.8%
Boise City-Nampa, ID [14260]	9	9	0.8%
Palm Bay-Melbourne-Titusville, FL [37340]	9	9	0.8%
Albany-Schenectady-Troy, NY [10580]	9	9	0.8%
Santa Cruz-Watsonville, CA [42100]	9	8	0.8%
Spartanburg, SC [43900]	9	4	0.8%
Manchester-Nashua, NH [31700]	8	15	0.7%
Indianapolis-Carmel, IN [26900]	8	9	0.7%
Janesville, WI [27500]	8	8	0.7%
Dayton, OH [19380]	8	8	0.7%
St. Louis, MO-IL [41180]	8	7	0.7%
Bridgeport-Stamford-Norwalk, CT [14860]	8	6	0.7%
Scranton--Wilkes-Barre, PA [42540]	8	5	0.7%
Asheville, NC [11700]	7	12	0.7%
Pittsburgh, PA [38300]	7	10	0.7%
Baltimore-Towson, MD [12580]	7	8	0.7%
Durham, NC [20500]	7	8	0.7%
Jacksonville, FL [27260]	7	7	0.7%
Harrisburg-Carlisle, PA [25420]	7	7	0.7%
Omaha-Council Bluffs, NE-IA [36540]	7	7	0.7%
Miami-Fort Lauderdale-Pompano Beach, FL [33100]	7	7	0.7%
Salt Lake City, UT [41620]	7	6	0.7%
Flint, MI [22420]	7	4	0.7%
Buffalo-Niagara Falls, NY [15380]	7	4	0.7%
Chattanooga, TN-GA [16860]	6	10	0.6%
Raleigh-Cary, NC [39580]	6	8	0.6%
Hartford-West Hartford-East Hartford, CT [25540]	6	6	0.6%
Columbia, SC [17900]	6	4	0.6%
Louisville/Jefferson County, KY-IN [31140]	6	4	0.6%
Roanoke, VA [40220]	5	10	0.5%
Fort Wayne, IN [23060]	5	8	0.5%
Provo-Orem, UT [39340]	5	5	0.5%
Canton-Massillon, OH [15940]	5	5	0.5%
Ann Arbor, MI [11460]	5	5	0.5%
York-Hanover, PA [49620]	5	3	0.5%
Fargo, ND-MN [22020]	5	1	0.5%
Nashville-Davidson--Murfreesboro--Franklin, TN [34980]	4	8	0.4%
Port St. Lucie, FL [38940]	4	8	0.4%
Syracuse, NY [45060]	4	7	0.4%
Blacksburg-Christiansburg-Radford, VA [13980]	4	5	0.4%
Eau Claire, WI [20740]	4	5	0.4%
Orlando-Kissimmee, FL [36740]	4	5	0.4%
Colorado Springs, CO [17820]	4	5	0.4%
Sacramento--Arden-Arcade--Roseville, CA [40900]	4	5	0.4%
Washington-Arlington-Alexandria, DC-VA-MD-WV [47900]	4	4	0.4%
Lancaster, PA [29540]	4	4	0.4%
Augusta-Richmond County, GA-SC [12260]	3	6	0.3%
Wilmington, NC [48900]	3	6	0.3%
Joplin, MO [27900]	3	4	0.3%
Las Vegas-Paradise, NV [29820]	3	4	0.3%
Allentown-Bethlehem-Easton, PA-NJ [10900]	3	3	0.3%
Prescott, AZ [39140]	3	3	0.3%
Winston-Salem, NC [49180]	3	3	0.3%
Greenville-Mauldin-Easley, SC [24860]	3	3	0.3%

Lincoln, NE [30700]	3	3	0.3%
Corpus Christi, TX [18580]	3	3	0.3%
Norwich-New London, CT [35980]	3	2	0.3%
Athens-Clarke County, GA [12020]	3	2	0.3%
Hickory-Lenoir-Morganton, NC [25860]	2	6	0.2%
Reno-Sparks, NV [39900]	2	4	0.2%
Jackson, MI [27100]	2	3	0.2%
Myrtle Beach-Conway-North Myrtle Beach, SC [34820]	2	3	0.2%
South Bend-Mishawaka, IN-MI [43780]	2	3	0.2%
Yuba City, CA [49700]	2	3	0.2%
Springfield, MA [44140]	2	3	0.2%
Fayetteville-Springdale-Rogers, AR-MO [22220]	2	3	0.2%
San Antonio, TX [41700]	2	3	0.2%
Wichita, KS [48620]	2	3	0.2%
Laredo, TX [29700]	2	3	0.2%
Bend, OR [13460]	2	2	0.2%
Vallejo-Fairfield, CA [46700]	2	2	0.2%
Grand Rapids-Wyoming, MI [24340]	2	2	0.2%
Peoria, IL [37900]	2	2	0.2%
Shreveport-Bossier City, LA [43340]	2	2	0.2%
New Orleans-Metairie-Kenner, LA [35380]	2	2	0.2%
Lafayette, LA [29180]	2	2	0.2%
Barnstable Town, MA [12700]	2	1	0.2%
Gainesville, GA [23580]	2	1	0.2%
Santa Rosa-Petaluma, CA [42220]	2	1	0.2%
Medford, OR [32780]	2	1	0.2%
Portland-South Portland-Biddeford, ME [38860]	2	1	0.2%

> AERONAUTICS AND ASTRONAUTICS [244] - {2756} : (180)

Metro Region	Patents	Inventors	% Of Class
Seattle-Tacoma-Bellevue, WA [42660]	568	777	20.6%
Phoenix-Mesa-Scottsdale, AZ [38060]	285	343	10.3%
Tucson, AZ [46060]	170	211	6.2%
New York-Northern New Jersey-Long Island, NY-NJ-PA [35620]	145	122	5.3%
Dallas-Fort Worth-Arlington, TX [19100]	142	188	5.2%
Washington-Arlington-Alexandria, DC-VA-MD-WV [47900]	91	113	3.3%
San Diego-Carlsbad-San Marcos, CA [41740]	84	90	3%
San Jose-Sunnyvale-Santa Clara, CA [41940]	83	75	3%
Boston-Cambridge-Quincy, MA-NH [14460]	78	94	2.8%
St. Louis, MO-IL [41180]	74	53	2.7%
San Francisco-Oakland-Fremont, CA [41860]	73	69	2.6%
Wichita, KS [48620]	72	87	2.6%
Portland-Vancouver-Beaverton, OR-WA [38900]	68	44	2.5%
Philadelphia-Camden-Wilmington, PA-NJ-DE-MD [37980]	62	69	2.2%
Baltimore-Towson, MD [12580]	59	73	2.1%
Hartford-West Hartford-East Hartford, CT [25540]	56	53	2%
Oxnard-Thousand Oaks-Ventura, CA [37100]	52	69	1.9%
Bakersfield, CA [12540]	49	41	1.8%
Denver-Aurora, CO [19740]	47	46	1.7%
New Haven-Milford, CT [35300]	46	47	1.7%
Riverside-San Bernardino-Ontario, CA [40140]	46	45	1.7%
Detroit-Warren-Livonia, MI [19820]	42	36	1.5%
Manchester-Nashua, NH [31700]	41	39	1.5%
Akron, OH [10420]	39	45	1.4%
Boulder, CO [14500]	38	30	1.4%
Huntsville, AL [26620]	36	44	1.3%
Cleveland-Elyria-Mentor, OH [17460]	35	31	1.3%
Chicago-Naperville-Joliet, IL-IN-WI [16980]	34	51	1.2%
Orlando-Kissimmee, FL [36740]	33	44	1.2%
Albuquerque, NM [10740]	33	43	1.2%

Ann Arbor, MI [11460]	33	20	1.2%
Trenton-Ewing, NJ [45940]	33	16	1.2%
Houston-Sugar Land-Baytown, TX [26420]	29	40	1.1%
Minneapolis-St. Paul-Bloomington, MN-WI [33460]	29	37	1.1%
Palm Bay-Melbourne-Titusville, FL [37340]	29	32	1.1%
Bridgeport-Stamford-Norwalk, CT [14860]	26	22	0.9%
Virginia Beach-Norfolk-Newport News, VA-NC [47260]	24	49	0.9%
Indianapolis-Carmel, IN [26900]	23	27	0.8%
Miami-Fort Lauderdale-Pompano Beach, FL [33100]	22	29	0.8%
Atlanta-Sandy Springs-Marietta, GA [12060]	22	26	0.8%
San Antonio, TX [41700]	22	13	0.8%
Cincinnati-Middletown, OH-KY-IN [17140]	21	35	0.8%
Tampa-St. Petersburg-Clearwater, FL [45300]	21	23	0.8%
Colorado Springs, CO [17820]	20	18	0.7%
Salt Lake City, UT [41620]	20	15	0.7%
Laredo, TX [29700]	20	10	0.7%
Las Vegas-Paradise, NV [29820]	19	10	0.7%
Winston-Salem, NC [49180]	17	15	0.6%
Grand Rapids-Wyoming, MI [24340]	17	11	0.6%
Reno-Sparks, NV [39900]	17	10	0.6%
Bremerton-Silverdale, WA [14740]	17	8	0.6%
Canton-Massillon, OH [15940]	16	17	0.6%
South Bend-Mishawaka, IN-MI [43780]	16	15	0.6%
Providence-New Bedford-Fall River, RI-MA [39300]	16	14	0.6%
Greeley, CO [24540]	16	14	0.6%
Richmond, VA [40060]	15	20	0.5%
Albany-Schenectady-Troy, NY [10580]	14	14	0.5%
Dayton, OH [19380]	13	16	0.5%
Durham, NC [20500]	13	15	0.5%
Santa Cruz-Watsonville, CA [42100]	13	14	0.5%
Fort Collins-Loveland, CO [22660]	13	7	0.5%
Elkhart-Goshen, IN [21140]	12	8	0.4%
Raleigh-Cary, NC [39580]	11	15	0.4%
Ogden-Clearfield, UT [36260]	11	3	0.4%
Las Cruces, NM [29740]	11	2	0.4%
Savannah, GA [42340]	10	15	0.4%
Springfield, MA [44140]	10	7	0.4%
Oshkosh-Neenah, WI [36780]	9	15	0.3%
Sacramento--Arden-Arcade--Roseville, CA [40900]	9	11	0.3%
Salinas, CA [41500]	9	10	0.3%
Santa Rosa-Petaluma, CA [42220]	9	9	0.3%
Greensboro-High Point, NC [24660]	9	7	0.3%
Provo-Orem, UT [39340]	8	14	0.3%
Gainesville, FL [23540]	8	13	0.3%
Topeka, KS [45820]	8	9	0.3%
Kansas City, MO-KS [28140]	8	8	0.3%
San Luis Obispo-Paso Robles, CA [42020]	8	7	0.3%
Worcester, MA [49340]	8	6	0.3%
Toledo, OH [45780]	8	6	0.3%
Saginaw-Saginaw Township North, MI [40980]	8	4	0.3%
Rockford, IL [40420]	7	9	0.3%
Rochester, NY [40380]	7	9	0.3%
Blacksburg-Christiansburg-Radford, VA [13980]	7	7	0.3%
Port St. Lucie, FL [38940]	7	7	0.3%
Charlotte-Gastonia-Concord, NC-SC [16740]	7	6	0.3%
Modesto, CA [33700]	7	5	0.3%
Oklahoma City, OK [36420]	7	4	0.3%
Cape Coral-Fort Myers, FL [15980]	7	3	0.3%
Jackson, MI [27100]	7	1	0.3%
Syracuse, NY [45060]	6	8	0.2%
Vallejo-Fairfield, CA [46700]	6	8	0.2%
Austin-Round Rock, TX [12420]	6	5	0.2%
Lakeland, FL [29460]	6	5	0.2%
Portland-South Portland-Biddeford, ME [38860]	6	4	0.2%
Fresno, CA [23420]	6	3	0.2%



Burlington-South Burlington, VT [15540]	6	3	0.2%
Bellingham, WA [13380]	6	3	0.2%
Salem, OR [41420]	6	2	0.2%
Cedar Rapids, IA [16300]	5	15	0.2%
Appleton, WI [11540]	5	14	0.2%
Columbus, OH [18140]	5	13	0.2%
Iowa City, IA [26980]	5	13	0.2%
Macon, GA [31420]	5	7	0.2%
Erie, PA [21500]	5	7	0.2%
Deltona-Daytona Beach-Ormond Beach, FL [19660]	5	6	0.2%
Norwich-New London, CT [35980]	5	5	0.2%
Tallahassee, FL [45220]	5	5	0.2%
Naples-Marco Island, FL [34940]	5	2	0.2%
Panama City-Lynn Haven, FL [37460]	4	5	0.1%
Visalia-Porterville, CA [47300]	4	3	0.1%
Boise City-Nampa, ID [14260]	4	3	0.1%
Louisville/Jefferson County, KY-IN [31140]	4	2	0.1%
Birmingham-Hoover, AL [13820]	4	2	0.1%
Memphis, TN-MS-AR [32820]	4	2	0.1%
Tulsa, OK [46140]	3	6	0.1%
Eau Claire, WI [20740]	3	5	0.1%
Allentown-Bethlehem-Easton, PA-NJ [10900]	3	4	0.1%
New Orleans-Metairie-Kenner, LA [35380]	3	4	0.1%
Hickory-Lenoir-Morganton, NC [25860]	3	3	0.1%
York-Hanover, PA [49620]	3	3	0.1%
Buffalo-Niagara Falls, NY [15380]	3	2	0.1%
Fargo, ND-MN [22020]	3	2	0.1%
Niles-Benton Harbor, MI [35660]	3	2	0.1%
Utica-Rome, NY [46540]	3	2	0.1%
Bloomington, IN [14020]	3	1	0.1%
Jacksonville, FL [27260]	3	1	0.1%
Charlottesville, VA [16820]	2	7	0.1%
Medford, OR [32780]	2	4	0.1%
College Station-Bryan, TX [17780]	2	3	0.1%
Yuma, AZ [49740]	2	3	0.1%
Salisbury, MD [41540]	2	2	0.1%
Tuscaloosa, AL [46220]	2	2	0.1%
Midland, TX [33260]	2	2	0.1%
Stockton, CA [44700]	2	2	0.1%
Youngstown-Warren-Boardman, OH-PA [49660]	2	2	0.1%
Yuba City, CA [49700]	2	2	0.1%
State College, PA [44300]	2	2	0.1%
Barnstable Town, MA [12700]	2	2	0.1%
Rochester, MN [40340]	2	1	0.1%
Punta Gorda, FL [39460]	2	1	0.1%

> WIRE FABRICS AND STRUCTURE [245] - {186} : (86)

Metro Region	Patents	Inventors	% Of Class
Boston-Cambridge-Quincy, MA-NH [14460]	14	17	7.5%
Portland-Vancouver-Beaverton, OR-WA [38900]	14	16	7.5%
Chicago-Naperville-Joliet, IL-IN-WI [16980]	13	15	7%
Philadelphia-Camden-Wilmington, PA-NJ-DE-MD [37980]	10	12	5.4%
Detroit-Warren-Livonia, MI [19820]	8	10	4.3%
Dayton, OH [19380]	8	7	4.3%
Atlanta-Sandy Springs-Marietta, GA [12060]	8	7	4.3%
Cincinnati-Middletown, OH-KY-IN [17140]	8	7	4.3%
San Francisco-Oakland-Fremont, CA [41860]	8	5	4.3%
Phoenix-Mesa-Scottsdale, AZ [38060]	7	11	3.8%
New York-Northern New Jersey-Long Island, NY-NJ-PA [35620]	6	9	3.2%
Elkhart-Goshen, IN [21140]	6	3	3.2%
Seattle-Tacoma-Bellevue, WA [42660]	6	2	3.2%

Riverside-San Bernardino-Ontario, CA [40140]	5	4	2.7%
Saginaw-Saginaw Township North, MI [40980]	5	4	2.7%
Dallas-Fort Worth-Arlington, TX [19100]	5	3	2.7%
South Bend-Mishawaka, IN-MI [43780]	5	2	2.7%
Salt Lake City, UT [41620]	4	12	2.2%
Indianapolis-Carmel, IN [26900]	4	5	2.2%
Richmond, VA [40060]	4	4	2.2%
San Diego-Carlsbad-San Marcos, CA [41740]	4	2	2.2%
Ogden-Clearfield, UT [36260]	4	2	2.2%
New Haven-Milford, CT [35300]	3	4	1.6%
Pittsburgh, PA [38300]	3	4	1.6%
Provo-Orem, UT [39340]	3	4	1.6%
Denver-Aurora, CO [19740]	3	3	1.6%
Cleveland-Elyria-Mentor, OH [17460]	3	2	1.6%
Providence-New Bedford-Fall River, RI-MA [39300]	3	2	1.6%
Midland, TX [33260]	3	1	1.6%
Tucson, AZ [46060]	3	1	1.6%
Bellingham, WA [13380]	2	5	1.1%
Nashville-Davidson--Murfreesboro--Franklin, TN [34980]	2	4	1.1%
Palm Bay-Melbourne-Titusville, FL [37340]	2	3	1.1%
Washington-Arlington-Alexandria, DC-VA-MD-WV [47900]	2	2	1.1%
Greenville-Mauldin-Easley, SC [24860]	2	2	1.1%
Appleton, WI [11540]	2	2	1.1%
San Jose-Sunnyvale-Santa Clara, CA [41940]	2	2	1.1%
Durham, NC [20500]	2	2	1.1%
Savannah, GA [42340]	2	2	1.1%
Boulder, CO [14500]	2	2	1.1%
Worcester, MA [49340]	2	2	1.1%
Raleigh-Cary, NC [39580]	2	2	1.1%
Oshkosh-Neenah, WI [36780]	2	2	1.1%
Vallejo-Fairfield, CA [46700]	2	1	1.1%
San Antonio, TX [41700]	2	1	1.1%
Sacramento--Arden-Arcade--Roseville, CA [40900]	2	1	1.1%
Laredo, TX [29700]	2	1	1.1%
Birmingham-Hoover, AL [13820]	2	1	1.1%
Akron, OH [10420]	2	1	1.1%

> RAILWAY SWITCHES AND SIGNALS [246] - {324} : (103)

Metro Region	Patents	Inventors	% Of Class
New York-Northern New Jersey-Long Island, NY-NJ-PA [35620]	37	37	11.4%
Detroit-Warren-Livonia, MI [19820]	26	31	8%
Chicago-Naperville-Joliet, IL-IN-WI [16980]	22	20	6.8%
Kansas City, MO-KS [28140]	21	26	6.5%
Phoenix-Mesa-Scottsdale, AZ [38060]	14	20	4.3%
Palm Bay-Melbourne-Titusville, FL [37340]	12	22	3.7%
Portland-Vancouver-Beaverton, OR-WA [38900]	10	11	3.1%
Ann Arbor, MI [11460]	10	6	3.1%
Albany-Schenectady-Troy, NY [10580]	9	7	2.8%
Erie, PA [21500]	8	17	2.5%
Philadelphia-Camden-Wilmington, PA-NJ-DE-MD [37980]	8	9	2.5%
Riverside-San Bernardino-Ontario, CA [40140]	8	7	2.5%
San Francisco-Oakland-Fremont, CA [41860]	8	4	2.5%
Atlanta-Sandy Springs-Marietta, GA [12060]	7	7	2.2%
Minneapolis-St. Paul-Bloomington, MN-WI [33460]	7	4	2.2%
Baltimore-Towson, MD [12580]	6	13	1.9%
Pittsburgh, PA [38300]	6	7	1.9%
Boston-Cambridge-Quincy, MA-NH [14460]	6	7	1.9%
Jacksonville, FL [27260]	6	6	1.9%
College Station-Bryan, TX [17780]	6	4	1.9%
Cleveland-Elyria-Mentor, OH [17460]	6	4	1.9%
Tampa-St. Petersburg-Clearwater, FL [45300]	5	7	1.5%

San Diego-Carlsbad-San Marcos, CA [41740]	5	5	1.5%
Durham, NC [20500]	5	5	1.5%
Dallas-Fort Worth-Arlington, TX [19100]	5	5	1.5%
St. Louis, MO-IL [41180]	5	4	1.5%
Rochester, NY [40380]	5	3	1.5%
Tallahassee, FL [45220]	5	2	1.5%
Washington-Arlington-Alexandria, DC-VA-MD-WV [47900]	4	7	1.2%
Raleigh-Cary, NC [39580]	4	5	1.2%
Omaha-Council Bluffs, NE-IA [36540]	4	4	1.2%
Madison, WI [31540]	4	2	1.2%
Asheville, NC [11700]	3	6	0.9%
Houston-Sugar Land-Baytown, TX [26420]	3	5	0.9%
Miami-Fort Lauderdale-Pompano Beach, FL [33100]	3	4	0.9%
Oxnard-Thousand Oaks-Ventura, CA [37100]	3	4	0.9%
Columbus, OH [18140]	3	4	0.9%
Louisville/Jefferson County, KY-IN [31140]	3	3	0.9%
Allentown-Bethlehem-Easton, PA-NJ [10900]	3	3	0.9%
Colorado Springs, CO [17820]	3	3	0.9%
Cincinnati-Middletown, OH-KY-IN [17140]	3	3	0.9%
Lexington-Fayette, KY [30460]	3	3	0.9%
Lancaster, PA [29540]	3	3	0.9%
San Jose-Sunnyvale-Santa Clara, CA [41940]	3	2	0.9%
Birmingham-Hoover, AL [13820]	3	1	0.9%
Burlington-South Burlington, VT [15540]	3	1	0.9%
Indianapolis-Carmel, IN [26900]	2	6	0.6%
Pueblo, CO [39380]	2	3	0.6%
Fort Collins-Loveland, CO [22660]	2	3	0.6%
Greeley, CO [24540]	2	3	0.6%
Seattle-Tacoma-Bellevue, WA [42660]	2	3	0.6%
Reading, PA [39740]	2	3	0.6%
Boulder, CO [14500]	2	2	0.6%
Buffalo-Niagara Falls, NY [15380]	2	2	0.6%
Flint, MI [22420]	2	2	0.6%
Binghamton, NY [13780]	2	2	0.6%
Panama City-Lynn Haven, FL [37460]	2	2	0.6%
Ogden-Clearfield, UT [36260]	2	1	0.6%
Lafayette, LA [29180]	2	1	0.6%
Charleston-North Charleston, SC [16700]	2	1	0.6%
Orlando-Kissimmee, FL [36740]	2	1	0.6%
Fayetteville, NC [22180]	2	1	0.6%
Gulfport-Biloxi, MS [25060]	2	1	0.6%

> SUPPORTS [248] - {2880} : (228)

Metro Region	Patents	Inventors	% Of Class
Chicago-Naperville-Joliet, IL-IN-WI [16980]	261	316	9.1%
New York-Northern New Jersey-Long Island, NY-NJ-PA [35620]	178	201	6.2%
Detroit-Warren-Livonia, MI [19820]	133	194	4.6%
Minneapolis-St. Paul-Bloomington, MN-WI [33460]	105	105	3.6%
San Francisco-Oakland-Fremont, CA [41860]	98	118	3.4%
Boston-Cambridge-Quincy, MA-NH [14460]	93	105	3.2%
Philadelphia-Camden-Wilmington, PA-NJ-DE-MD [37980]	90	61	3.1%
Seattle-Tacoma-Bellevue, WA [42660]	72	58	2.5%
San Diego-Carlsbad-San Marcos, CA [41740]	68	71	2.4%
Atlanta-Sandy Springs-Marietta, GA [12060]	66	79	2.3%
Houston-Sugar Land-Baytown, TX [26420]	65	86	2.3%
Dallas-Fort Worth-Arlington, TX [19100]	62	73	2.2%
Allentown-Bethlehem-Easton, PA-NJ [10900]	61	27	2.1%
Phoenix-Mesa-Scottsdale, AZ [38060]	59	78	2%
Riverside-San Bernardino-Ontario, CA [40140]	59	49	2%
Miami-Fort Lauderdale-Pompano Beach, FL [33100]	57	59	2%

Milwaukee-Waukesha-West Allis, WI [33340]	56	70	1.9%
San Jose-Sunnyvale-Santa Clara, CA [41940]	56	59	1.9%
Cleveland-Elyria-Mentor, OH [17460]	55	68	1.9%
Washington-Arlington-Alexandria, DC-VA-MD-WV [47900]	41	42	1.4%
Akron, OH [10420]	40	40	1.4%
Portland-Vancouver-Beaverton, OR-WA [38900]	38	49	1.3%
Cincinnati-Middletown, OH-KY-IN [17140]	35	48	1.2%
Grand Rapids-Wyoming, MI [24340]	35	46	1.2%
Indianapolis-Carmel, IN [26900]	35	45	1.2%
Charlotte-Gastonia-Concord, NC-SC [16740]	35	42	1.2%
Kansas City, MO-KS [28140]	34	44	1.2%
Denver-Aurora, CO [19740]	33	41	1.1%
Providence-New Bedford-Fall River, RI-MA [39300]	33	37	1.1%
St. Louis, MO-IL [41180]	31	33	1.1%
Ann Arbor, MI [11460]	30	40	1%
Pittsburgh, PA [38300]	29	43	1%
Columbus, OH [18140]	28	43	1%
Bridgeport-Stamford-Norwalk, CT [14860]	28	24	1%
Worcester, MA [49340]	28	23	1%
Baltimore-Towson, MD [12580]	27	37	0.9%
Tampa-St. Petersburg-Clearwater, FL [45300]	27	27	0.9%
Oxnard-Thousand Oaks-Ventura, CA [37100]	25	27	0.9%
Greeley, CO [24540]	24	29	0.8%
Boulder, CO [14500]	24	29	0.8%
Salt Lake City, UT [41620]	23	33	0.8%
Raleigh-Cary, NC [39580]	23	27	0.8%
Fort Collins-Loveland, CO [22660]	23	25	0.8%
Birmingham-Hoover, AL [13820]	21	20	0.7%
Scranton--Wilkes-Barre, PA [42540]	21	11	0.7%
Youngstown-Warren-Boardman, OH-PA [49660]	20	23	0.7%
Nashville-Davidson--Murfreesboro--Franklin, TN [34980]	20	22	0.7%
Orlando-Kissimmee, FL [36740]	20	21	0.7%
Austin-Round Rock, TX [12420]	19	25	0.7%
Greensboro-High Point, NC [24660]	19	20	0.7%
Hartford-West Hartford-East Hartford, CT [25540]	19	17	0.7%
Racine, WI [39540]	18	24	0.6%
Sacramento--Arden-Arcade--Roseville, CA [40900]	18	16	0.6%
Durham, NC [20500]	17	21	0.6%
Memphis, TN-MS-AR [32820]	17	19	0.6%
New Haven-Milford, CT [35300]	15	18	0.5%
Boise City-Nampa, ID [14260]	15	16	0.5%
Santa Rosa-Petaluma, CA [42220]	15	15	0.5%
Knoxville, TN [28940]	14	25	0.5%
Oklahoma City, OK [36420]	14	21	0.5%
Reno-Sparks, NV [39900]	14	16	0.5%
Colorado Springs, CO [17820]	14	12	0.5%
Rochester, NY [40380]	13	18	0.5%
San Antonio, TX [41700]	13	15	0.5%
Oshkosh-Neenah, WI [36780]	13	15	0.5%
Asheville, NC [11700]	13	14	0.5%
Palm Bay-Melbourne-Titusville, FL [37340]	12	18	0.4%
South Bend-Mishawaka, IN-MI [43780]	12	17	0.4%
Manchester-Nashua, NH [31700]	12	14	0.4%
Reading, PA [39740]	12	5	0.4%
Madison, WI [31540]	11	18	0.4%
Winston-Salem, NC [49180]	11	11	0.4%
Rockford, IL [40420]	11	10	0.4%
Columbia, SC [17900]	11	7	0.4%
Appleton, WI [11540]	10	15	0.3%
Las Vegas-Paradise, NV [29820]	10	11	0.3%
Louisville/Jefferson County, KY-IN [31140]	10	10	0.3%
Canton-Massillon, OH [15940]	10	9	0.3%
Provo-Orem, UT [39340]	10	9	0.3%
Tucson, AZ [46060]	9	15	0.3%
Omaha-Council Bluffs, NE-IA [36540]	9	14	0.3%

Dayton, OH [19380]	9	12	0.3%
Flint, MI [22420]	9	12	0.3%
Iowa City, IA [26980]	9	12	0.3%
Buffalo-Niagara Falls, NY [15380]	9	11	0.3%
Cedar Rapids, IA [16300]	9	11	0.3%
Medford, OR [32780]	8	11	0.3%
Des Moines-West Des Moines, IA [19780]	8	9	0.3%
Greenville-Mauldin-Easley, SC [24860]	8	9	0.3%
Virginia Beach-Norfolk-Newport News, VA-NC [47260]	8	9	0.3%
Bloomington, IN [14020]	8	8	0.3%
Albany-Schenectady-Troy, NY [10580]	8	8	0.3%
Richmond, VA [40060]	8	8	0.3%
Davenport-Moline-Rock Island, IA-IL [19340]	8	8	0.3%
Niles-Benton Harbor, MI [35660]	8	8	0.3%
Santa Cruz-Watsonville, CA [42100]	8	7	0.3%
Albuquerque, NM [10740]	8	6	0.3%
Elkhart-Goshen, IN [21140]	8	6	0.3%
Eau Claire, WI [20740]	7	12	0.2%
Syracuse, NY [45060]	7	10	0.2%
Cape Coral-Fort Myers, FL [15980]	7	8	0.2%
Tulsa, OK [46140]	7	8	0.2%
Deltona-Daytona Beach-Ormond Beach, FL [19660]	7	6	0.2%
Tuscaloosa, AL [46220]	7	6	0.2%
Portland-South Portland-Biddeford, ME [38860]	7	6	0.2%
Tyler, TX [46340]	7	5	0.2%
Wichita, KS [48620]	6	14	0.2%
Lexington-Fayette, KY [30460]	6	11	0.2%
College Station-Bryan, TX [17780]	6	8	0.2%
Erie, PA [21500]	6	8	0.2%
Jacksonville, FL [27260]	6	7	0.2%
Lancaster, PA [29540]	6	7	0.2%
Kalamazoo-Portage, MI [28020]	6	7	0.2%
Laredo, TX [29700]	6	6	0.2%
Fresno, CA [23420]	6	6	0.2%
Muskegon-Norton Shores, MI [34740]	6	6	0.2%
Yuba City, CA [49700]	6	5	0.2%
Salem, OR [41420]	6	4	0.2%
Binghamton, NY [13780]	6	3	0.2%
Augusta-Richmond County, GA-SC [12260]	5	9	0.2%
Fort Wayne, IN [23060]	5	9	0.2%
York-Hanover, PA [49620]	5	8	0.2%
State College, PA [44300]	5	8	0.2%
San Luis Obispo-Paso Robles, CA [42020]	5	8	0.2%
Waterloo-Cedar Falls, IA [47940]	5	8	0.2%
Peoria, IL [37900]	5	7	0.2%
Eugene-Springfield, OR [21660]	5	7	0.2%
Evansville, IN-KY [21780]	5	7	0.2%
Kingsport-Bristol-Bristol, TN-VA [28700]	5	6	0.2%
Springfield, MA [44140]	5	5	0.2%
Ogden-Clearfield, UT [36260]	5	5	0.2%
Hickory-Lenoir-Morganton, NC [25860]	5	5	0.2%
Port St. Lucie, FL [38940]	5	5	0.2%
Gainesville, GA [23580]	5	5	0.2%
Toledo, OH [45780]	5	4	0.2%
Jackson, MS [27140]	5	4	0.2%
Roanoke, VA [40220]	5	4	0.2%
Bakersfield, CA [12540]	5	4	0.2%
Lynchburg, VA [31340]	5	3	0.2%
Florence, SC [22500]	4	12	0.1%
Spartanburg, SC [43900]	4	7	0.1%
Sioux Falls, SD [43620]	4	6	0.1%
Jackson, MI [27100]	4	6	0.1%
Lansing-East Lansing, MI [29620]	4	5	0.1%
Fayetteville-Springdale-Rogers, AR-MO [22220]	4	5	0.1%
Kingston, NY [28740]	4	5	0.1%

Burlington, NC [15500]	4	4	0.1%
Springfield, MO [44180]	4	4	0.1%
Ocala, FL [36100]	4	4	0.1%
Montgomery, AL [33860]	4	4	0.1%
Lakeland, FL [29460]	4	4	0.1%
Atlantic City, NJ [12100]	4	4	0.1%
Bellingham, WA [13380]	4	3	0.1%
Savannah, GA [42340]	4	3	0.1%
Baton Rouge, LA [12940]	4	3	0.1%
Norwich-New London, CT [35980]	4	3	0.1%
Rochester, MN [40340]	3	8	0.1%
Chico, CA [17020]	3	7	0.1%
Lincoln, NE [30700]	3	5	0.1%
Little Rock-North Little Rock-Conway, AR [30780]	3	5	0.1%
Redding, CA [39820]	3	4	0.1%
Kennewick-Richland-Pasco, WA [28420]	3	4	0.1%
Huntsville, AL [26620]	3	4	0.1%
Springfield, IL [44100]	3	4	0.1%
Naples-Marco Island, FL [34940]	3	4	0.1%
Wilmington, NC [48900]	3	4	0.1%
Chattanooga, TN-GA [16860]	3	4	0.1%
Pensacola-Ferry Pass-Brent, FL [37860]	3	3	0.1%
Anchorage, AK [11260]	3	3	0.1%
New Orleans-Metairie-Kenner, LA [35380]	3	3	0.1%
Janesville, WI [27500]	3	3	0.1%
Saginaw-Saginaw Township North, MI [40980]	3	3	0.1%
Fargo, ND-MN [22020]	3	3	0.1%
Bend, OR [13460]	3	3	0.1%
Green Bay, WI [24580]	3	3	0.1%
Olympia, WA [36500]	3	3	0.1%
Vallejo-Fairfield, CA [46700]	3	3	0.1%
Longview, TX [30980]	3	2	0.1%
Salinas, CA [41500]	3	2	0.1%
Las Cruces, NM [29740]	3	2	0.1%
Lubbock, TX [31180]	3	2	0.1%
Amarillo, TX [11100]	2	5	0.1%
Midland, TX [33260]	2	3	0.1%
Burlington-South Burlington, VT [15540]	2	3	0.1%
Tallahassee, FL [45220]	2	3	0.1%
Lafayette, LA [29180]	2	3	0.1%
Shreveport-Bossier City, LA [43340]	2	3	0.1%
Harrisburg-Carlisle, PA [25420]	2	3	0.1%
Barnstable Town, MA [12700]	2	2	0.1%
Joplin, MO [27900]	2	2	0.1%
Hagerstown-Martinsburg, MD-WV [25180]	2	2	0.1%
Champaign-Urbana, IL [16580]	2	2	0.1%
Punta Gorda, FL [39460]	2	2	0.1%
Killeen-Temple-Fort Hood, TX [28660]	2	2	0.1%
Stockton, CA [44700]	2	2	0.1%
Visalia-Porterville, CA [47300]	2	2	0.1%
Corpus Christi, TX [18580]	2	2	0.1%
Trenton-Ewing, NJ [45940]	2	2	0.1%
Lake Havasu City-Kingman, AZ [29420]	2	1	0.1%
Charleston-North Charleston, SC [16700]	2	1	0.1%

> STATIC MOLDS [249] - {167} : (81)

Metro Region	Patents	Inventors	% Of Class
New York-Northern New Jersey-Long Island, NY-NJ-PA [35620]	11	15	6.6%
Kansas City, MO-KS [28140]	11	7	6.6%
Atlanta-Sandy Springs-Marietta, GA [12060]	9	17	5.4%
Salt Lake City, UT [41620]	9	9	5.4%

Detroit-Warren-Livonia, MI [19820]	8	10	4.8%
Chicago-Naperville-Joliet, IL-IN-WI [16980]	8	10	4.8%
Seattle-Tacoma-Bellevue, WA [42660]	8	9	4.8%
Columbus, OH [18140]	7	14	4.2%
Minneapolis-St. Paul-Bloomington, MN-WI [33460]	6	10	3.6%
San Jose-Sunnyvale-Santa Clara, CA [41940]	6	6	3.6%
San Francisco-Oakland-Fremont, CA [41860]	5	7	3%
Portland-Vancouver-Beaverton, OR-WA [38900]	5	6	3%
Allentown-Bethlehem-Easton, PA-NJ [10900]	5	4	3%
Boston-Cambridge-Quincy, MA-NH [14460]	4	5	2.4%
Cincinnati-Middletown, OH-KY-IN [17140]	4	4	2.4%
Milwaukee-Waukesha-West Allis, WI [33340]	4	4	2.4%
Jacksonville, FL [27260]	3	9	1.8%
Rochester, NY [40380]	3	9	1.8%
Riverside-San Bernardino-Ontario, CA [40140]	3	5	1.8%
Modesto, CA [33700]	3	3	1.8%
Des Moines-West Des Moines, IA [19780]	3	3	1.8%
Denver-Aurora, CO [19740]	3	3	1.8%
Provo-Orem, UT [39340]	3	1	1.8%
Richmond, VA [40060]	2	5	1.2%
Worcester, MA [49340]	2	3	1.2%
Louisville/Jefferson County, KY-IN [31140]	2	3	1.2%
Dayton, OH [19380]	2	2	1.2%
Durham, NC [20500]	2	2	1.2%
Raleigh-Cary, NC [39580]	2	2	1.2%
Charlotte-Gastonia-Concord, NC-SC [16740]	2	2	1.2%
Phoenix-Mesa-Scottsdale, AZ [38060]	2	2	1.2%
Hartford-West Hartford-East Hartford, CT [25540]	2	2	1.2%
Houston-Sugar Land-Baytown, TX [26420]	2	2	1.2%
Youngstown-Warren-Boardman, OH-PA [49660]	2	2	1.2%
Lansing-East Lansing, MI [29620]	2	2	1.2%
Boise City-Nampa, ID [14260]	2	1	1.2%

> RADIANT ENERGY [250] - {8401} : (207)

Metro Region	Patents	Inventors	% Of Class
San Jose-Sunnyvale-Santa Clara, CA [41940]	1415	1275	16.8%
Boston-Cambridge-Quincy, MA-NH [14460]	1316	1248	15.7%
San Francisco-Oakland-Fremont, CA [41860]	1181	1086	14.1%
New York-Northern New Jersey-Long Island, NY-NJ-PA [35620]	473	540	5.6%
San Diego-Carlsbad-San Marcos, CA [41740]	347	327	4.1%
Chicago-Naperville-Joliet, IL-IN-WI [16980]	320	321	3.8%
Houston-Sugar Land-Baytown, TX [26420]	266	275	3.2%
Seattle-Tacoma-Bellevue, WA [42660]	258	272	3.1%
Washington-Arlington-Alexandria, DC-VA-MD-WV [47900]	256	296	3%
Portland-Vancouver-Beaverton, OR-WA [38900]	206	218	2.5%
Rochester, NY [40380]	186	255	2.2%
Albany-Schenectady-Troy, NY [10580]	185	159	2.2%
Phoenix-Mesa-Scottsdale, AZ [38060]	160	209	1.9%
Knoxville, TN [28940]	156	208	1.9%
Dallas-Fort Worth-Arlington, TX [19100]	155	179	1.8%
Milwaukee-Waukesha-West Allis, WI [33340]	145	117	1.7%
Austin-Round Rock, TX [12420]	144	159	1.7%
Baltimore-Towson, MD [12580]	138	144	1.6%
Santa Cruz-Watsonville, CA [42100]	135	97	1.6%
Philadelphia-Camden-Wilmington, PA-NJ-DE-MD [37980]	132	139	1.6%
Bridgeport-Stamford-Norwalk, CT [14860]	125	111	1.5%
Oxnard-Thousand Oaks-Ventura, CA [37100]	122	118	1.5%
Boulder, CO [14500]	120	129	1.4%
Modesto, CA [33700]	118	101	1.4%
Worcester, MA [49340]	118	72	1.4%
Boise City-Nampa, ID [14260]	117	91	1.4%

Cleveland-Elyria-Mentor, OH [17460]	115	98	1.4%
Akron, OH [10420]	114	71	1.4%
New Haven-Milford, CT [35300]	104	84	1.2%
Tucson, AZ [46060]	99	136	1.2%
Greeley, CO [24540]	96	107	1.1%
Minneapolis-St. Paul-Bloomington, MN-WI [33460]	88	120	1%
Fort Collins-Loveland, CO [22660]	86	95	1%
Denver-Aurora, CO [19740]	85	103	1%
Pittsburgh, PA [38300]	85	97	1%
Manchester-Nashua, NH [31700]	85	74	1%
Albuquerque, NM [10740]	83	117	1%
Madison, WI [31540]	83	111	1%
Detroit-Warren-Livonia, MI [19820]	80	82	1%
Riverside-San Bernardino-Ontario, CA [40140]	77	66	0.9%
Trenton-Ewing, NJ [45940]	75	51	0.9%
Durham, NC [20500]	74	90	0.9%
Hartford-West Hartford-East Hartford, CT [25540]	73	65	0.9%
Ann Arbor, MI [11460]	69	88	0.8%
Raleigh-Cary, NC [39580]	69	80	0.8%
Cincinnati-Middletown, OH-KY-IN [17140]	62	68	0.7%
Orlando-Kissimmee, FL [36740]	59	80	0.7%
Palm Bay-Melbourne-Titusville, FL [37340]	57	74	0.7%
Atlanta-Sandy Springs-Marietta, GA [12060]	56	66	0.7%
Kennewick-Richland-Pasco, WA [28420]	55	66	0.7%
Miami-Fort Lauderdale-Pompano Beach, FL [33100]	53	34	0.6%
Sacramento--Arden-Arcade--Roseville, CA [40900]	50	56	0.6%
Virginia Beach-Norfolk-Newport News, VA-NC [47260]	44	58	0.5%
Indianapolis-Carmel, IN [26900]	44	52	0.5%
Providence-New Bedford-Fall River, RI-MA [39300]	39	30	0.5%
Blacksburg-Christiansburg-Radford, VA [13980]	36	25	0.4%
Charlottesville, VA [16820]	34	29	0.4%
Gainesville, FL [23540]	34	28	0.4%
Springfield, MA [44140]	33	28	0.4%
Huntsville, AL [26620]	32	27	0.4%
Vallejo-Fairfield, CA [46700]	31	23	0.4%
Las Cruces, NM [29740]	30	6	0.4%
Reno-Sparks, NV [39900]	29	27	0.3%
Lexington-Fayette, KY [30460]	28	31	0.3%
Champaign-Urbana, IL [16580]	24	37	0.3%
Kansas City, MO-KS [28140]	24	23	0.3%
Allentown-Bethlehem-Easton, PA-NJ [10900]	24	18	0.3%
Toledo, OH [45780]	24	14	0.3%
Burlington-South Burlington, VT [15540]	23	42	0.3%
Grand Rapids-Wyoming, MI [24340]	23	24	0.3%
Bloomington, IN [14020]	22	28	0.3%
Tampa-St. Petersburg-Clearwater, FL [45300]	22	25	0.3%
Dayton, OH [19380]	22	25	0.3%
Provo-Orem, UT [39340]	21	30	0.2%
Richmond, VA [40060]	21	28	0.2%
Colorado Springs, CO [17820]	21	28	0.2%
Stockton, CA [44700]	21	20	0.2%
Roanoke, VA [40220]	20	26	0.2%
San Antonio, TX [41700]	20	24	0.2%
Salt Lake City, UT [41620]	19	26	0.2%
Jacksonville, FL [27260]	19	9	0.2%
Canton-Massillon, OH [15940]	18	3	0.2%
Columbus, OH [18140]	17	25	0.2%
College Station-Bryan, TX [17780]	16	22	0.2%
Omaha-Council Bluffs, NE-IA [36540]	16	20	0.2%
Charlotte-Gastonia-Concord, NC-SC [16740]	16	18	0.2%
St. Louis, MO-IL [41180]	16	18	0.2%
Nashville-Davidson--Murfreesboro--Franklin, TN [34980]	16	17	0.2%
Syracuse, NY [45060]	16	17	0.2%
Muskegon-Norton Shores, MI [34740]	16	5	0.2%
Lincoln, NE [30700]	15	20	0.2%



Portland-South Portland-Biddeford, ME [38860]	14	16	0.2%
Bremerton-Silverdale, WA [14740]	14	8	0.2%
Greenville-Mauldin-Easley, SC [24860]	13	18	0.2%
Columbia, SC [17900]	13	16	0.2%
Laredo, TX [29700]	13	14	0.2%
Youngstown-Warren-Boardman, OH-PA [49660]	13	9	0.2%
Lansing-East Lansing, MI [29620]	12	15	0.1%
Iowa City, IA [26980]	12	10	0.1%
Las Vegas-Paradise, NV [29820]	12	9	0.1%
Rochester, MN [40340]	11	17	0.1%
Fort Wayne, IN [23060]	11	14	0.1%
Santa Rosa-Petaluma, CA [42220]	11	11	0.1%
York-Hanover, PA [49620]	11	8	0.1%
Kalamazoo-Portage, MI [28020]	11	7	0.1%
Tulsa, OK [46140]	10	11	0.1%
Kingston, NY [28740]	10	7	0.1%
South Bend-Mishawaka, IN-MI [43780]	9	14	0.1%
Louisville/Jefferson County, KY-IN [31140]	9	13	0.1%
San Luis Obispo-Paso Robles, CA [42020]	9	11	0.1%
Bakersfield, CA [12540]	9	9	0.1%
Niles-Benton Harbor, MI [35660]	9	7	0.1%
Lynchburg, VA [31340]	8	16	0.1%
Tallahassee, FL [45220]	8	13	0.1%
Duluth, MN-WI [20260]	8	11	0.1%
Janesville, WI [27500]	8	10	0.1%
Lancaster, PA [29540]	8	10	0.1%
Baton Rouge, LA [12940]	8	10	0.1%
Harrisburg-Carlisle, PA [25420]	8	9	0.1%
Wichita, KS [48620]	8	9	0.1%
Racine, WI [39540]	8	8	0.1%
Binghamton, NY [13780]	7	12	0.1%
Buffalo-Niagara Falls, NY [15380]	7	10	0.1%
Spartanburg, SC [43900]	7	8	0.1%
Elkhart-Goshen, IN [21140]	7	8	0.1%
Charleston-North Charleston, SC [16700]	7	8	0.1%
Bend, OR [13460]	7	6	0.1%
Greensboro-High Point, NC [24660]	7	6	0.1%
Yuba City, CA [49700]	7	4	0.1%
Salinas, CA [41500]	7	4	0.1%
Augusta-Richmond County, GA-SC [12260]	6	16	0.1%
Oklahoma City, OK [36420]	6	12	0.1%
Cedar Rapids, IA [16300]	6	10	0.1%
Barnstable Town, MA [12700]	6	8	0.1%
Wilmington, NC [48900]	6	7	0.1%
Eugene-Springfield, OR [21660]	6	7	0.1%
Norwich-New London, CT [35980]	6	4	0.1%
Port St. Lucie, FL [38940]	6	4	0.1%
Appleton, WI [11540]	5	19	0.1%
Oshkosh-Neenah, WI [36780]	5	19	0.1%
New Orleans-Metairie-Kenner, LA [35380]	5	10	0.1%
Lafayette, LA [29180]	5	7	0.1%
Reading, PA [39740]	5	7	0.1%
Rockford, IL [40420]	5	7	0.1%
Athens-Clarke County, GA [12020]	5	6	0.1%
Evansville, IN-KY [21780]	5	5	0.1%
Naples-Marco Island, FL [34940]	5	4	0.1%
Cape Coral-Fort Myers, FL [15980]	5	4	0.1%
Salem, OR [41420]	5	4	0.1%
Hagerstown-Martinsburg, MD-WV [25180]	5	4	0.1%
Topeka, KS [45820]	4	9	0%
State College, PA [44300]	4	7	0%
Fargo, ND-MN [22020]	4	7	0%
Little Rock-North Little Rock-Conway, AR [30780]	4	6	0%
Burlington, NC [15500]	4	4	0%
Medford, OR [32780]	4	4	0%

Birmingham-Hoover, AL [13820]	4	4	0%
Flint, MI [22420]	4	4	0%
Peoria, IL [37900]	4	3	0%
Ocala, FL [36100]	4	3	0%
Terre Haute, IN [45460]	3	6	0%
Deltona-Daytona Beach-Ormond Beach, FL [19660]	3	5	0%
Winston-Salem, NC [49180]	3	4	0%
Fresno, CA [23420]	3	3	0%
Ogden-Clearfield, UT [36260]	3	3	0%
Prescott, AZ [39140]	3	3	0%
Hickory-Lenoir-Morganton, NC [25860]	3	2	0%
Des Moines-West Des Moines, IA [19780]	2	5	0%
Springfield, MO [44180]	2	4	0%
Waco, TX [47380]	2	4	0%
Olympia, WA [36500]	2	2	0%
Davenport-Moline-Rock Island, IA-IL [19340]	2	2	0%
Saginaw-Saginaw Township North, MI [40980]	2	2	0%
McAllen-Edinburg-Mission, TX [32580]	2	2	0%
Memphis, TN-MS-AR [32820]	2	2	0%
Fayetteville-Springdale-Rogers, AR-MO [22220]	2	2	0%
Lakeland, FL [29460]	2	2	0%
Chattanooga, TN-GA [16860]	2	2	0%
Columbia, MO [17860]	2	1	0%
Fort Smith, AR-OK [22900]	2	1	0%

> VALVES AND VALVE ACTUATION [251] - {1032} : (153)

Metro Region	Patents	Inventors	% Of Class
Houston-Sugar Land-Baytown, TX [26420]	122	139	11.8%
Chicago-Naperville-Joliet, IL-IN-WI [16980]	67	88	6.5%
Boston-Cambridge-Quincy, MA-NH [14460]	60	68	5.8%
Phoenix-Mesa-Scottsdale, AZ [38060]	56	105	5.4%
Detroit-Warren-Livonia, MI [19820]	49	83	4.7%
San Jose-Sunnyvale-Santa Clara, CA [41940]	47	62	4.6%
San Francisco-Oakland-Fremont, CA [41860]	40	52	3.9%
New York-Northern New Jersey-Long Island, NY-NJ-PA [35620]	33	35	3.2%
Milwaukee-Waukesha-West Allis, WI [33340]	28	33	2.7%
San Diego-Carlsbad-San Marcos, CA [41740]	26	27	2.5%
Dallas-Fort Worth-Arlington, TX [19100]	24	26	2.3%
Cleveland-Elyria-Mentor, OH [17460]	22	33	2.1%
Rochester, NY [40380]	20	34	1.9%
Indianapolis-Carmel, IN [26900]	20	31	1.9%
Ann Arbor, MI [11460]	20	26	1.9%
Minneapolis-St. Paul-Bloomington, MN-WI [33460]	19	22	1.8%
Austin-Round Rock, TX [12420]	18	10	1.7%
Cincinnati-Middletown, OH-KY-IN [17140]	17	23	1.6%
Boulder, CO [14500]	17	16	1.6%
San Antonio, TX [41700]	17	10	1.6%
Durham, NC [20500]	17	8	1.6%
Raleigh-Cary, NC [39580]	17	8	1.6%
Allentown-Bethlehem-Easton, PA-NJ [10900]	16	21	1.6%
Greeley, CO [24540]	15	19	1.5%
Akron, OH [10420]	15	18	1.5%
Hartford-West Hartford-East Hartford, CT [25540]	14	27	1.4%
Pittsburgh, PA [38300]	14	20	1.4%
Tucson, AZ [46060]	14	17	1.4%
Fort Collins-Loveland, CO [22660]	14	16	1.4%
Riverside-San Bernardino-Ontario, CA [40140]	14	15	1.4%
Rockford, IL [40420]	13	13	1.3%
Denver-Aurora, CO [19740]	12	9	1.2%
Laredo, TX [29700]	12	3	1.2%
Virginia Beach-Norfolk-Newport News, VA-NC [47260]	11	14	1.1%

Philadelphia-Camden-Wilmington, PA-NJ-DE-MD [37980]	11	13	1.1%
Reno-Sparks, NV [39900]	10	19	1%
Peoria, IL [37900]	10	18	1%
Salt Lake City, UT [41620]	10	12	1%
Bridgeport-Stamford-Norwalk, CT [14860]	10	7	1%
Columbus, OH [18140]	9	15	0.9%
New Haven-Milford, CT [35300]	9	9	0.9%
Santa Cruz-Watsonville, CA [42100]	9	9	0.9%
Elkhart-Goshen, IN [21140]	9	8	0.9%
Providence-New Bedford-Fall River, RI-MA [39300]	9	7	0.9%
Oklahoma City, OK [36420]	9	6	0.9%
Manchester-Nashua, NH [31700]	9	5	0.9%
Jackson, MI [27100]	8	10	0.8%
Des Moines-West Des Moines, IA [19780]	8	9	0.8%
Las Cruces, NM [29740]	8	6	0.8%
Washington-Arlington-Alexandria, DC-VA-MD-WV [47900]	7	11	0.7%
Miami-Fort Lauderdale-Pompano Beach, FL [33100]	7	10	0.7%
Fort Wayne, IN [23060]	7	8	0.7%
Kalamazoo-Portage, MI [28020]	7	6	0.7%
Provo-Orem, UT [39340]	6	13	0.6%
Seattle-Tacoma-Bellevue, WA [42660]	6	9	0.6%
Portland-South Portland-Biddeford, ME [38860]	6	7	0.6%
Worcester, MA [49340]	6	6	0.6%
Nashville-Davidson--Murfreesboro--Franklin, TN [34980]	6	5	0.6%
Chattanooga, TN-GA [16860]	6	5	0.6%
St. Louis, MO-IL [41180]	6	4	0.6%
El Paso, TX [21340]	6	3	0.6%
South Bend-Mishawaka, IN-MI [43780]	5	10	0.5%
Louisville/Jefferson County, KY-IN [31140]	5	10	0.5%
Grand Rapids-Wyoming, MI [24340]	5	7	0.5%
Tulsa, OK [46140]	5	6	0.5%
Atlanta-Sandy Springs-Marietta, GA [12060]	5	6	0.5%
Toledo, OH [45780]	5	6	0.5%
Lynchburg, VA [31340]	5	5	0.5%
Orlando-Kissimmee, FL [36740]	5	4	0.5%
Erie, PA [21500]	5	4	0.5%
Palm Bay-Melbourne-Titusville, FL [37340]	5	3	0.5%
Albany-Schenectady-Troy, NY [10580]	4	9	0.4%
Sacramento--Arden-Arcade--Roseville, CA [40900]	4	9	0.4%
Madison, WI [31540]	4	7	0.4%
Albuquerque, NM [10740]	4	5	0.4%
Kansas City, MO-KS [28140]	4	4	0.4%
Fresno, CA [23420]	4	4	0.4%
Racine, WI [39540]	4	4	0.4%
Syracuse, NY [45060]	4	4	0.4%
Tampa-St. Petersburg-Clearwater, FL [45300]	4	4	0.4%
Baton Rouge, LA [12940]	4	3	0.4%
Colorado Springs, CO [17820]	3	9	0.3%
Portland-Vancouver-Beaverton, OR-WA [38900]	3	5	0.3%
Ogden-Clearfield, UT [36260]	3	5	0.3%
Waterloo-Cedar Falls, IA [47940]	3	4	0.3%
Greenville-Mauldin-Easley, SC [24860]	3	4	0.3%
Evansville, IN-KY [21780]	3	4	0.3%
Charlotte-Gastonia-Concord, NC-SC [16740]	3	4	0.3%
Huntsville, AL [26620]	3	3	0.3%
Las Vegas-Paradise, NV [29820]	3	3	0.3%
Niles-Benton Harbor, MI [35660]	3	3	0.3%
Oxnard-Thousand Oaks-Ventura, CA [37100]	3	3	0.3%
Baltimore-Towson, MD [12580]	3	3	0.3%
Appleton, WI [11540]	3	3	0.3%
Lansing-East Lansing, MI [29620]	3	3	0.3%
Richmond, VA [40060]	3	2	0.3%
Gainesville, FL [23540]	3	2	0.3%
Modesto, CA [33700]	2	4	0.2%
Buffalo-Niagara Falls, NY [15380]	2	4	0.2%

Spartanburg, SC [43900]	2	4	0.2%
Springfield, MA [44140]	2	3	0.2%
Cape Coral-Fort Myers, FL [15980]	2	3	0.2%
Charlottesville, VA [16820]	2	3	0.2%
Port St. Lucie, FL [38940]	2	3	0.2%
Naples-Marco Island, FL [34940]	2	2	0.2%
Stockton, CA [44700]	2	2	0.2%
Springfield, IL [44100]	2	2	0.2%
St. Cloud, MN [41060]	2	2	0.2%
Ocala, FL [36100]	2	2	0.2%
Green Bay, WI [24580]	2	2	0.2%
Davenport-Moline-Rock Island, IA-IL [19340]	2	2	0.2%
Athens-Clarke County, GA [12020]	2	2	0.2%
Tyler, TX [46340]	2	2	0.2%
Canton-Massillon, OH [15940]	2	2	0.2%
Charleston-North Charleston, SC [16700]	2	2	0.2%
Memphis, TN-MS-AR [32820]	2	2	0.2%
Shreveport-Bossier City, LA [43340]	2	2	0.2%
Flint, MI [22420]	2	2	0.2%
Burlington-South Burlington, VT [15540]	2	2	0.2%

> COMPOSITIONS [252] - {2131} : (170)

Metro Region	Patents	Inventors	% Of Class
Philadelphia-Camden-Wilmington, PA-NJ-DE-MD [37980]	344	275	16.1%
New York-Northern New Jersey-Long Island, NY-NJ-PA [35620]	163	187	7.6%
San Francisco-Oakland-Fremont, CA [41860]	156	171	7.3%
Boston-Cambridge-Quincy, MA-NH [14460]	123	155	5.8%
San Jose-Sunnyvale-Santa Clara, CA [41940]	120	136	5.6%
Chicago-Naperville-Joliet, IL-IN-WI [16980]	107	139	5%
Durham, NC [20500]	79	56	3.7%
Raleigh-Cary, NC [39580]	73	47	3.4%
Houston-Sugar Land-Baytown, TX [26420]	70	117	3.3%
Albany-Schenectady-Troy, NY [10580]	69	60	3.2%
Pittsburgh, PA [38300]	66	98	3.1%
Buffalo-Niagara Falls, NY [15380]	52	56	2.4%
Rochester, NY [40380]	50	77	2.3%
Phoenix-Mesa-Scottsdale, AZ [38060]	49	69	2.3%
Minneapolis-St. Paul-Bloomington, MN-WI [33460]	49	58	2.3%
Atlanta-Sandy Springs-Marietta, GA [12060]	45	58	2.1%
Cincinnati-Middletown, OH-KY-IN [17140]	44	69	2.1%
San Diego-Carlsbad-San Marcos, CA [41740]	44	51	2.1%
Detroit-Warren-Livonia, MI [19820]	43	47	2%
Bridgeport-Stamford-Norwalk, CT [14860]	42	35	2%
Cleveland-Elyria-Mentor, OH [17460]	41	34	1.9%
Denver-Aurora, CO [19740]	39	40	1.8%
Trenton-Ewing, NJ [45940]	36	22	1.7%
Washington-Arlington-Alexandria, DC-VA-MD-WV [47900]	35	67	1.6%
Columbus, OH [18140]	33	31	1.5%
Allentown-Bethlehem-Easton, PA-NJ [10900]	32	56	1.5%
Albuquerque, NM [10740]	32	44	1.5%
New Haven-Milford, CT [35300]	30	19	1.4%
Greenville-Mauldin-Easley, SC [24860]	29	33	1.4%
Akron, OH [10420]	28	31	1.3%
Ann Arbor, MI [11460]	28	24	1.3%
Hartford-West Hartford-East Hartford, CT [25540]	27	34	1.3%
Worcester, MA [49340]	26	23	1.2%
Baltimore-Towson, MD [12580]	26	22	1.2%
Modesto, CA [33700]	26	13	1.2%
Oxnard-Thousand Oaks-Ventura, CA [37100]	24	31	1.1%
Dallas-Fort Worth-Arlington, TX [19100]	21	23	1%
Austin-Round Rock, TX [12420]	20	29	0.9%

Providence-New Bedford-Fall River, RI-MA [39300]	20	24	0.9%
Boise City-Nampa, ID [14260]	19	23	0.9%
Boulder, CO [14500]	18	21	0.8%
Richmond, VA [40060]	18	20	0.8%
Tucson, AZ [46060]	17	23	0.8%
Dayton, OH [19380]	17	12	0.8%
Knoxville, TN [28940]	16	33	0.8%
Tulsa, OK [46140]	15	24	0.7%
Riverside-San Bernardino-Ontario, CA [40140]	15	17	0.7%
San Antonio, TX [41700]	15	16	0.7%
Greeley, CO [24540]	15	13	0.7%
Charlotte-Gastonia-Concord, NC-SC [16740]	14	22	0.7%
Indianapolis-Carmel, IN [26900]	14	11	0.7%
Canton-Massillon, OH [15940]	14	7	0.7%
Scranton--Wilkes-Barre, PA [42540]	14	5	0.7%
Portland-Vancouver-Beaverton, OR-WA [38900]	13	16	0.6%
Stockton, CA [44700]	13	2	0.6%
Lexington-Fayette, KY [30460]	12	18	0.6%
Las Vegas-Paradise, NV [29820]	12	16	0.6%
Vallejo-Fairfield, CA [46700]	12	9	0.6%
Seattle-Tacoma-Bellevue, WA [42660]	11	27	0.5%
Kennewick-Richland-Pasco, WA [28420]	11	23	0.5%
Spartanburg, SC [43900]	11	18	0.5%
Laredo, TX [29700]	11	11	0.5%
Nashville-Davidson--Murfreeseboro--Franklin, TN [34980]	11	9	0.5%
Columbia, SC [17900]	10	11	0.5%
Milwaukee-Waukesha-West Allis, WI [33340]	10	10	0.5%
Sacramento--Arden-Arcade--Roseville, CA [40900]	10	9	0.5%
Springfield, MA [44140]	10	7	0.5%
Colorado Springs, CO [17820]	10	7	0.5%
Salt Lake City, UT [41620]	9	13	0.4%
Lansing-East Lansing, MI [29620]	9	12	0.4%
St. Louis, MO-IL [41180]	9	10	0.4%
Fort Collins-Loveland, CO [22660]	9	7	0.4%
State College, PA [44300]	8	15	0.4%
Chattanooga, TN-GA [16860]	8	14	0.4%
Virginia Beach-Norfolk-Newport News, VA-NC [47260]	8	13	0.4%
Tampa-St. Petersburg-Clearwater, FL [45300]	8	9	0.4%
Athens-Clarke County, GA [12020]	8	8	0.4%
Fayetteville-Springdale-Rogers, AR-MO [22220]	8	8	0.4%
Reno-Sparks, NV [39900]	7	13	0.3%
Palm Bay-Melbourne-Titusville, FL [37340]	7	11	0.3%
Beaumont-Port Arthur, TX [13140]	7	6	0.3%
Grand Rapids-Wyoming, MI [24340]	7	6	0.3%
College Station-Bryan, TX [17780]	7	5	0.3%
Davenport-Moline-Rock Island, IA-IL [19340]	7	5	0.3%
Utica-Rome, NY [46540]	7	1	0.3%
Orlando-Kissimmee, FL [36740]	6	13	0.3%
Binghamton, NY [13780]	6	11	0.3%
Bakersfield, CA [12540]	6	8	0.3%
Kansas City, MO-KS [28140]	6	7	0.3%
Toledo, OH [45780]	6	6	0.3%
Evansville, IN-KY [21780]	6	6	0.3%
Santa Rosa-Petaluma, CA [42220]	6	4	0.3%
Manchester-Nashua, NH [31700]	6	3	0.3%
Winston-Salem, NC [49180]	6	2	0.3%
Santa Cruz-Watsonville, CA [42100]	5	9	0.2%
Eugene-Springfield, OR [21660]	5	8	0.2%
Tallahassee, FL [45220]	5	7	0.2%
Champaign-Urbana, IL [16580]	5	7	0.2%
Reading, PA [39740]	5	6	0.2%
Gainesville, FL [23540]	5	5	0.2%
Lancaster, PA [29540]	5	3	0.2%
Rochester, MN [40340]	4	12	0.2%
Madison, WI [31540]	4	10	0.2%

Baton Rouge, LA [12940]	4	10	0.2%
Augusta-Richmond County, GA-SC [12260]	4	8	0.2%
Cedar Rapids, IA [16300]	4	7	0.2%
Saginaw-Saginaw Township North, MI [40980]	4	5	0.2%
Blacksburg-Christiansburg-Radford, VA [13980]	4	4	0.2%
Miami-Fort Lauderdale-Pompano Beach, FL [33100]	4	3	0.2%
Yuba City, CA [49700]	4	2	0.2%
Little Rock-North Little Rock-Conway, AR [30780]	4	1	0.2%
Anchorage, AK [11260]	4	1	0.2%
Memphis, TN-MS-AR [32820]	3	9	0.1%
Louisville/Jefferson County, KY-IN [31140]	3	7	0.1%
Burlington-South Burlington, VT [15540]	3	6	0.1%
Charleston, WV [16620]	3	5	0.1%
New Orleans-Metairie-Kenner, LA [35380]	3	4	0.1%
Huntsville, AL [26620]	3	4	0.1%
Salem, OR [41420]	3	3	0.1%
Dover, DE [20100]	3	3	0.1%
Greensboro-High Point, NC [24660]	3	2	0.1%
Kingston, NY [28740]	3	2	0.1%
Peoria, IL [37900]	3	2	0.1%
Bremerton-Silverdale, WA [14740]	3	1	0.1%
Iowa City, IA [26980]	2	5	0.1%
Lake Charles, LA [29340]	2	4	0.1%
Charlottesville, VA [16820]	2	2	0.1%
Fargo, ND-MN [22020]	2	2	0.1%
Elkhart-Goshen, IN [21140]	2	2	0.1%
Jacksonville, FL [27260]	2	2	0.1%
Syracuse, NY [45060]	2	2	0.1%
Charleston-North Charleston, SC [16700]	2	2	0.1%
Janesville, WI [27500]	2	2	0.1%
Birmingham-Hoover, AL [13820]	2	2	0.1%
Barnstable Town, MA [12700]	2	2	0.1%
Youngstown-Warren-Boardman, OH-PA [49660]	2	2	0.1%
South Bend-Mishawaka, IN-MI [43780]	2	2	0.1%
Cape Coral-Fort Myers, FL [15980]	2	2	0.1%
Appleton, WI [11540]	2	2	0.1%
Fayetteville, NC [22180]	2	1	0.1%
Kalamazoo-Portage, MI [28020]	2	1	0.1%
Bend, OR [13460]	2	1	0.1%

> IMPLEMENTS OR APPARATUS FOR APPLYING PUSHING OR PULLING FORCE [254] - {670} : (172)

Metro Region	Patents	Inventors	% Of Class
Chicago-Naperville-Joliet, IL-IN-WI [16980]	40	51	6%
Minneapolis-St. Paul-Bloomington, MN-WI [33460]	25	16	3.7%
New York-Northern New Jersey-Long Island, NY-NJ-PA [35620]	24	26	3.6%
Houston-Sugar Land-Baytown, TX [26420]	23	29	3.4%
Portland-Vancouver-Beaverton, OR-WA [38900]	22	28	3.3%
San Francisco-Oakland-Fremont, CA [41860]	22	27	3.3%
Milwaukee-Waukesha-West Allis, WI [33340]	19	25	2.8%
Detroit-Warren-Livonia, MI [19820]	18	25	2.7%
Dallas-Fort Worth-Arlington, TX [19100]	18	15	2.7%
Pittsburgh, PA [38300]	14	20	2.1%
Rochester, NY [40380]	14	10	2.1%
Seattle-Tacoma-Bellevue, WA [42660]	12	18	1.8%
Phoenix-Mesa-Scottsdale, AZ [38060]	12	14	1.8%
Washington-Arlington-Alexandria, DC-VA-MD-WV [47900]	12	12	1.8%
Cincinnati-Middletown, OH-KY-IN [17140]	11	12	1.6%
South Bend-Mishawaka, IN-MI [43780]	11	10	1.6%
Knoxville, TN [28940]	11	10	1.6%
San Diego-Carlsbad-San Marcos, CA [41740]	10	12	1.5%
Tulsa, OK [46140]	10	11	1.5%

St. Louis, MO-IL [41180]	10	10	1.5%
Baltimore-Towson, MD [12580]	9	18	1.3%
Atlanta-Sandy Springs-Marietta, GA [12060]	9	13	1.3%
Syracuse, NY [45060]	9	11	1.3%
Philadelphia-Camden-Wilmington, PA-NJ-DE-MD [37980]	8	11	1.2%
Boston-Cambridge-Quincy, MA-NH [14460]	8	10	1.2%
Riverside-San Bernardino-Ontario, CA [40140]	8	8	1.2%
Elkhart-Goshen, IN [21140]	8	8	1.2%
Rockford, IL [40420]	8	5	1.2%
Birmingham-Hoover, AL [13820]	8	3	1.2%
Kingston, NY [28740]	8	2	1.2%
Salt Lake City, UT [41620]	7	12	1%
Hartford-West Hartford-East Hartford, CT [25540]	7	11	1%
Miami-Fort Lauderdale-Pompano Beach, FL [33100]	7	10	1%
Ann Arbor, MI [11460]	7	5	1%
San Jose-Sunnyvale-Santa Clara, CA [41940]	7	5	1%
Provo-Orem, UT [39340]	6	10	0.9%
Cleveland-Elyria-Mentor, OH [17460]	6	10	0.9%
Indianapolis-Carmel, IN [26900]	6	9	0.9%
Denver-Aurora, CO [19740]	6	8	0.9%
Binghamton, NY [13780]	6	6	0.9%
Austin-Round Rock, TX [12420]	6	6	0.9%
Kansas City, MO-KS [28140]	5	10	0.7%
Nashville-Davidson--Murfreesboro--Franklin, TN [34980]	5	7	0.7%
Lafayette, LA [29180]	5	6	0.7%
Reno-Sparks, NV [39900]	5	6	0.7%
Madison, WI [31540]	5	4	0.7%
Las Vegas-Paradise, NV [29820]	5	4	0.7%
Wichita, KS [48620]	5	3	0.7%
Winston-Salem, NC [49180]	5	3	0.7%
Midland, TX [33260]	5	2	0.7%
Durham, NC [20500]	4	5	0.6%
Oklahoma City, OK [36420]	4	5	0.6%
Bakersfield, CA [12540]	4	5	0.6%
Tampa-St. Petersburg-Clearwater, FL [45300]	4	4	0.6%
Grand Rapids-Wyoming, MI [24340]	4	4	0.6%
Albuquerque, NM [10740]	4	4	0.6%
Sacramento--Arden-Arcade--Roseville, CA [40900]	4	4	0.6%
Amarillo, TX [11100]	4	4	0.6%
Allentown-Bethlehem-Easton, PA-NJ [10900]	4	3	0.6%
Charlotte-Gastonia-Concord, NC-SC [16740]	4	3	0.6%
Cape Coral-Fort Myers, FL [15980]	4	3	0.6%
Bellingham, WA [13380]	4	3	0.6%
Appleton, WI [11540]	4	3	0.6%
Orlando-Kissimmee, FL [36740]	4	3	0.6%
Ogden-Clearfield, UT [36260]	4	2	0.6%
Greenville-Mauldin-Easley, SC [24860]	3	6	0.4%
Niles-Benton Harbor, MI [35660]	3	6	0.4%
Columbus, OH [18140]	3	6	0.4%
Gulfport-Biloxi, MS [25060]	3	6	0.4%
Oxnard-Thousand Oaks-Ventura, CA [37100]	3	5	0.4%
Raleigh-Cary, NC [39580]	3	4	0.4%
Akron, OH [10420]	3	4	0.4%
Hickory-Lenoir-Morganton, NC [25860]	3	4	0.4%
Reading, PA [39740]	3	4	0.4%
Dayton, OH [19380]	3	4	0.4%
Providence-New Bedford-Fall River, RI-MA [39300]	3	3	0.4%
Memphis, TN-MS-AR [32820]	3	3	0.4%
Lansing-East Lansing, MI [29620]	3	2	0.4%
Huntington-Ashland, WV-KY-OH [26580]	3	2	0.4%
New Orleans-Metairie-Kenner, LA [35380]	3	2	0.4%
Bridgeport-Stamford-Norwalk, CT [14860]	3	2	0.4%
Green Bay, WI [24580]	3	2	0.4%
Janesville, WI [27500]	3	1	0.4%
Longview, TX [30980]	2	6	0.3%

Redding, CA [39820]	2	4	0.3%
Peoria, IL [37900]	2	4	0.3%
New Haven-Milford, CT [35300]	2	4	0.3%
Corpus Christi, TX [18580]	2	3	0.3%
Worcester, MA [49340]	2	3	0.3%
Virginia Beach-Norfolk-Newport News, VA-NC [47260]	2	3	0.3%
Jacksonville, FL [27260]	2	3	0.3%
Pensacola-Ferry Pass-Brent, FL [37860]	2	3	0.3%
Harrisburg-Carlisle, PA [25420]	2	3	0.3%
Greeley, CO [24540]	2	3	0.3%
Montgomery, AL [33860]	2	3	0.3%
Savannah, GA [42340]	2	3	0.3%
Eugene-Springfield, OR [21660]	2	3	0.3%
Stockton, CA [44700]	2	3	0.3%
Racine, WI [39540]	2	2	0.3%
Palm Bay-Melbourne-Titusville, FL [37340]	2	2	0.3%
Jackson, MS [27140]	2	2	0.3%
Fargo, ND-MN [22020]	2	2	0.3%
Tucson, AZ [46060]	2	2	0.3%
Richmond, VA [40060]	2	2	0.3%
Sioux City, IA-NE-SD [43580]	2	2	0.3%
Evansville, IN-KY [21780]	2	2	0.3%
Salem, OR [41420]	2	2	0.3%
Boulder, CO [14500]	2	2	0.3%
Norwich-New London, CT [35980]	2	2	0.3%
Fort Wayne, IN [23060]	2	2	0.3%
Tallahassee, FL [45220]	2	2	0.3%
Prescott, AZ [39140]	2	1	0.3%
Kalamazoo-Portage, MI [28020]	2	1	0.3%
Charleston-North Charleston, SC [16700]	2	1	0.3%
Hagerstown-Martinsburg, MD-WV [25180]	2	1	0.3%
Punta Gorda, FL [39460]	2	1	0.3%
Des Moines-West Des Moines, IA [19780]	2	1	0.3%
Kennewick-Richland-Pasco, WA [28420]	2	1	0.3%

> FENCES [256] - {295} : (104)

Metro Region	Patents	Inventors	% Of Class
Tulsa, OK [46140]	23	8	7.8%
New York-Northern New Jersey-Long Island, NY-NJ-PA [35620]	19	19	6.4%
Dallas-Fort Worth-Arlington, TX [19100]	19	15	6.4%
Minneapolis-St. Paul-Bloomington, MN-WI [33460]	15	12	5.1%
Youngstown-Warren-Boardman, OH-PA [49660]	14	1	4.7%
Detroit-Warren-Livonia, MI [19820]	11	7	3.7%
Chicago-Naperville-Joliet, IL-IN-WI [16980]	10	12	3.4%
College Station-Bryan, TX [17780]	10	8	3.4%
Boston-Cambridge-Quincy, MA-NH [14460]	9	10	3.1%
Philadelphia-Camden-Wilmington, PA-NJ-DE-MD [37980]	9	8	3.1%
Columbus, OH [18140]	7	9	2.4%
Portland-Vancouver-Beaverton, OR-WA [38900]	7	6	2.4%
Sacramento--Arden-Arcade--Roseville, CA [40900]	6	8	2%
Washington-Arlington-Alexandria, DC-VA-MD-WV [47900]	6	7	2%
Miami-Fort Lauderdale-Pompano Beach, FL [33100]	6	7	2%
Austin-Round Rock, TX [12420]	6	3	2%
Houston-Sugar Land-Baytown, TX [26420]	5	9	1.7%
Kingston, NY [28740]	5	1	1.7%
Provo-Orem, UT [39340]	4	11	1.4%
Atlanta-Sandy Springs-Marietta, GA [12060]	4	6	1.4%
San Francisco-Oakland-Fremont, CA [41860]	4	5	1.4%
Elkhart-Goshen, IN [21140]	4	5	1.4%
South Bend-Mishawaka, IN-MI [43780]	4	5	1.4%
Cleveland-Elyria-Mentor, OH [17460]	4	5	1.4%



Denver-Aurora, CO [19740]	4	5	1.4%
Atlantic City, NJ [12100]	4	4	1.4%
Bridgeport-Stamford-Norwalk, CT [14860]	4	3	1.4%
Palm Bay-Melbourne-Titusville, FL [37340]	4	3	1.4%
Allentown-Bethlehem-Easton, PA-NJ [10900]	3	4	1%
Tampa-St. Petersburg-Clearwater, FL [45300]	3	3	1%
Wichita, KS [48620]	3	3	1%
Gainesville, GA [23580]	3	3	1%
Lancaster, PA [29540]	3	3	1%
San Antonio, TX [41700]	3	2	1%
Harrisburg-Carlisle, PA [25420]	3	2	1%
Oxnard-Thousand Oaks-Ventura, CA [37100]	3	2	1%
Riverside-San Bernardino-Ontario, CA [40140]	3	2	1%
Lincoln, NE [30700]	2	9	0.7%
Omaha-Council Bluffs, NE-IA [36540]	2	9	0.7%
Birmingham-Hoover, AL [13820]	2	3	0.7%
Phoenix-Mesa-Scottsdale, AZ [38060]	2	3	0.7%
Cincinnati-Middletown, OH-KY-IN [17140]	2	3	0.7%
Kansas City, MO-KS [28140]	2	3	0.7%
Nashville-Davidson--Murfreesboro--Franklin, TN [34980]	2	3	0.7%
Las Vegas-Paradise, NV [29820]	2	3	0.7%
St. Louis, MO-IL [41180]	2	2	0.7%
Madison, WI [31540]	2	2	0.7%
Seattle-Tacoma-Bellevue, WA [42660]	2	2	0.7%
Canton-Massillon, OH [15940]	2	2	0.7%
Durham, NC [20500]	2	2	0.7%
Salt Lake City, UT [41620]	2	2	0.7%
Akron, OH [10420]	2	2	0.7%
York-Hanover, PA [49620]	2	2	0.7%
Ann Arbor, MI [11460]	2	2	0.7%
Flint, MI [22420]	2	1	0.7%
Fort Smith, AR-OK [22900]	2	1	0.7%
Ogden-Clearfield, UT [36260]	2	1	0.7%
Jacksonville, FL [27260]	2	1	0.7%
Kingsport-Bristol-Bristol, TN-VA [28700]	2	1	0.7%
Laredo, TX [29700]	2	1	0.7%
Louisville/Jefferson County, KY-IN [31140]	2	1	0.7%
Reading, PA [39740]	2	1	0.7%
Knoxville, TN [28940]	2	1	0.7%
Olympia, WA [36500]	2	1	0.7%
Fayetteville-Springdale-Rogers, AR-MO [22220]	2	1	0.7%

> ACTIVE SOLID-STATE DEVICES (E.G., TRANSISTORS, SOLID-STATE DIODES) [257] - {17749} : (172)

Metro Region	Patents	Inventors	% Of Class
San Jose-Sunnyvale-Santa Clara, CA [41940]	4889	3258	27.5%
San Francisco-Oakland-Fremont, CA [41860]	2464	1523	13.9%
New York-Northern New Jersey-Long Island, NY-NJ-PA [35620]	2460	1416	13.9%
Boise City-Nampa, ID [14260]	1953	821	11%
Phoenix-Mesa-Scottsdale, AZ [38060]	1245	1149	7%
Burlington-South Burlington, VT [15540]	1191	566	6.7%
Portland-Vancouver-Beaverton, OR-WA [38900]	828	708	4.7%
Dallas-Fort Worth-Arlington, TX [19100]	746	755	4.2%
Boston-Cambridge-Quincy, MA-NH [14460]	677	646	3.8%
Austin-Round Rock, TX [12420]	633	546	3.6%
Albany-Schenectady-Troy, NY [10580]	541	321	3%
Durham, NC [20500]	538	420	3%
Raleigh-Cary, NC [39580]	485	370	2.7%
Santa Cruz-Watsonville, CA [42100]	447	199	2.5%
Bridgeport-Stamford-Norwalk, CT [14860]	438	136	2.5%
San Diego-Carlsbad-San Marcos, CA [41740]	357	359	2%
Oxnard-Thousand Oaks-Ventura, CA [37100]	221	178	1.2%

Washington-Arlington-Alexandria, DC-VA-MD-WV [47900]	215	229	1.2%
Minneapolis-St. Paul-Bloomington, MN-WI [33460]	190	188	1.1%
Philadelphia-Camden-Wilmington, PA-NJ-DE-MD [37980]	167	159	0.9%
Allentown-Bethlehem-Easton, PA-NJ [10900]	163	170	0.9%
Seattle-Tacoma-Bellevue, WA [42660]	143	108	0.8%
Chicago-Naperville-Joliet, IL-IN-WI [16980]	135	163	0.8%
Kingston, NY [28740]	126	58	0.7%
Boulder, CO [14500]	124	148	0.7%
Rochester, NY [40380]	120	125	0.7%
Portland-South Portland-Biddeford, ME [38860]	113	62	0.6%
Modesto, CA [33700]	109	74	0.6%
Salt Lake City, UT [41620]	103	71	0.6%
Atlanta-Sandy Springs-Marietta, GA [12060]	101	151	0.6%
Trenton-Ewing, NJ [45940]	100	61	0.6%
Greeley, CO [24540]	97	120	0.5%
Fort Collins-Loveland, CO [22660]	93	108	0.5%
Detroit-Warren-Livonia, MI [19820]	91	62	0.5%
Colorado Springs, CO [17820]	90	67	0.5%
Baltimore-Towson, MD [12580]	85	111	0.5%
Manchester-Nashua, NH [31700]	84	55	0.5%
Albuquerque, NM [10740]	82	115	0.5%
Palm Bay-Melbourne-Titusville, FL [37340]	79	92	0.4%
Binghamton, NY [13780]	79	80	0.4%
Ann Arbor, MI [11460]	74	72	0.4%
Reading, PA [39740]	72	54	0.4%
Rochester, MN [40340]	69	92	0.4%
Denver-Aurora, CO [19740]	67	82	0.4%
Orlando-Kissimmee, FL [36740]	67	77	0.4%
Asheville, NC [11700]	67	3	0.4%
Worcester, MA [49340]	61	51	0.3%
New Haven-Milford, CT [35300]	60	34	0.3%
Columbia, SC [17900]	58	35	0.3%
Pittsburgh, PA [38300]	55	61	0.3%
Providence-New Bedford-Fall River, RI-MA [39300]	55	34	0.3%
Madison, WI [31540]	50	37	0.3%
Greensboro-High Point, NC [24660]	48	39	0.3%
Sacramento--Arden-Arcade--Roseville, CA [40900]	45	60	0.3%
Riverside-San Bernardino-Ontario, CA [40140]	44	40	0.2%
Scranton--Wilkes-Barre, PA [42540]	38	18	0.2%
Houston-Sugar Land-Baytown, TX [26420]	37	55	0.2%
Champaign-Urbana, IL [16580]	37	42	0.2%
Indianapolis-Carmel, IN [26900]	35	31	0.2%
Gainesville, FL [23540]	32	41	0.2%
Tucson, AZ [46060]	31	50	0.2%
Cleveland-Elyria-Mentor, OH [17460]	31	33	0.2%
Hartford-West Hartford-East Hartford, CT [25540]	31	21	0.2%
Charlotte-Gastonia-Concord, NC-SC [16740]	26	32	0.1%
Bend, OR [13460]	25	16	0.1%
Burlington, NC [15500]	25	15	0.1%
Tampa-St. Petersburg-Clearwater, FL [45300]	23	24	0.1%
Santa Rosa-Petaluma, CA [42220]	23	17	0.1%
Blacksburg-Christiansburg-Radford, VA [13980]	20	20	0.1%
Vallejo-Fairfield, CA [46700]	20	17	0.1%
San Antonio, TX [41700]	19	14	0.1%
Salem, OR [41420]	19	14	0.1%
Provo-Orem, UT [39340]	18	17	0.1%
Knoxville, TN [28940]	17	34	0.1%
Iowa City, IA [26980]	16	17	0.1%
Lancaster, PA [29540]	16	11	0.1%
Miami-Fort Lauderdale-Pompano Beach, FL [33100]	15	19	0.1%
Akron, OH [10420]	15	13	0.1%
Salinas, CA [41500]	14	9	0.1%
Columbus, OH [18140]	13	12	0.1%
Stockton, CA [44700]	13	11	0.1%
State College, PA [44300]	13	10	0.1%

Yuba City, CA [49700]	13	9	0.1%
Kansas City, MO-KS [28140]	12	15	0.1%
Richmond, VA [40060]	12	13	0.1%
Eugene-Springfield, OR [21660]	12	9	0.1%
Cincinnati-Middletown, OH-KY-IN [17140]	11	11	0.1%
San Luis Obispo-Paso Robles, CA [42020]	11	10	0.1%
Springfield, MA [44140]	11	8	0.1%
Cedar Rapids, IA [16300]	10	9	0.1%
South Bend-Mishawaka, IN-MI [43780]	9	13	0.1%
Laredo, TX [29700]	9	8	0.1%
Dayton, OH [19380]	9	6	0.1%
Spokane, WA [44060]	8	7	0%
Syracuse, NY [45060]	8	5	0%
York-Hanover, PA [49620]	7	10	0%
St. Louis, MO-IL [41180]	7	8	0%
Topeka, KS [45820]	7	7	0%
Elkhart-Goshen, IN [21140]	7	5	0%
Las Vegas-Paradise, NV [29820]	7	1	0%
Toledo, OH [45780]	6	6	0%
Winston-Salem, NC [49180]	6	5	0%
Pensacola-Ferry Pass-Brent, FL [37860]	6	2	0%
Lexington-Fayette, KY [30460]	5	12	0%
Roanoke, VA [40220]	5	9	0%
Greenville-Mauldin-Easley, SC [24860]	5	9	0%
Milwaukee-Waukesha-West Allis, WI [33340]	5	7	0%
Saginaw-Saginaw Township North, MI [40980]	5	6	0%
Lakeland, FL [29460]	5	5	0%
Fargo, ND-MN [22020]	5	5	0%
Chico, CA [17020]	5	2	0%
Charlottesville, VA [16820]	5	2	0%
Fort Wayne, IN [23060]	5	2	0%
Virginia Beach-Norfolk-Newport News, VA-NC [47260]	4	8	0%
Omaha-Council Bluffs, NE-IA [36540]	4	6	0%
Lubbock, TX [31180]	4	6	0%
Oklahoma City, OK [36420]	4	5	0%
Harrisburg-Carlisle, PA [25420]	4	5	0%
Spartanburg, SC [43900]	4	4	0%
Eau Claire, WI [20740]	4	3	0%
Huntsville, AL [26620]	3	5	0%
Lincoln, NE [30700]	3	5	0%
Fayetteville-Springdale-Rogers, AR-MO [22220]	3	5	0%
Reno-Sparks, NV [39900]	3	3	0%
Nashville-Davidson--Murfreesboro--Franklin, TN [34980]	3	3	0%
Ogden-Clearfield, UT [36260]	3	3	0%
Buffalo-Niagara Falls, NY [15380]	3	3	0%
Jacksonville, FL [27260]	3	2	0%
Dover, DE [20100]	3	2	0%
Vineland-Millville-Bridgeton, NJ [47220]	3	1	0%
Bloomington, IN [14020]	3	1	0%
Athens-Clarke County, GA [12020]	2	3	0%
Kennewick-Richland-Pasco, WA [28420]	2	3	0%
Las Cruces, NM [29740]	2	2	0%
Erie, PA [21500]	2	2	0%
Prescott, AZ [39140]	2	2	0%
Olympia, WA [36500]	2	2	0%
Youngstown-Warren-Boardman, OH-PA [49660]	2	2	0%
Bremerton-Silverdale, WA [14740]	2	2	0%
Lynchburg, VA [31340]	2	2	0%
New Orleans-Metairie-Kenner, LA [35380]	2	2	0%
Columbia, MO [17860]	2	2	0%
Redding, CA [39820]	2	1	0%
Savannah, GA [42340]	2	1	0%

## &gt; CHEMISTRY OF CARBON COMPOUNDS [260] - {6} : (6)

Metro Region	Patents	Inventors	% Of Class
San Jose-Sunnyvale-Santa Clara, CA [41940]	2	3	33.3%

## &gt; GAS AND LIQUID CONTACT APPARATUS [261] - {508} : (121)

Metro Region	Patents	Inventors	% Of Class
Chicago-Naperville-Joliet, IL-IN-WI [16980]	38	44	7.5%
Dallas-Fort Worth-Arlington, TX [19100]	26	33	5.1%
New York-Northern New Jersey-Long Island, NY-NJ-PA [35620]	25	23	4.9%
Houston-Sugar Land-Baytown, TX [26420]	24	31	4.7%
Minneapolis-St. Paul-Bloomington, MN-WI [33460]	22	17	4.3%
San Jose-Sunnyvale-Santa Clara, CA [41940]	21	25	4.1%
Kansas City, MO-KS [28140]	20	24	3.9%
Milwaukee-Waukesha-West Allis, WI [33340]	18	33	3.5%
Boston-Cambridge-Quincy, MA-NH [14460]	18	25	3.5%
San Diego-Carlsbad-San Marcos, CA [41740]	15	12	3%
Phoenix-Mesa-Scottsdale, AZ [38060]	14	23	2.8%
Wichita, KS [48620]	13	15	2.6%
Denver-Aurora, CO [19740]	13	11	2.6%
Buffalo-Niagara Falls, NY [15380]	13	9	2.6%
Washington-Arlington-Alexandria, DC-VA-MD-WV [47900]	12	9	2.4%
San Francisco-Oakland-Fremont, CA [41860]	11	22	2.2%
Tulsa, OK [46140]	11	4	2.2%
Akron, OH [10420]	10	13	2%
Atlanta-Sandy Springs-Marietta, GA [12060]	10	8	2%
Allentown-Bethlehem-Easton, PA-NJ [10900]	10	7	2%
Rochester, NY [40380]	9	16	1.8%
Racine, WI [39540]	9	9	1.8%
Austin-Round Rock, TX [12420]	9	8	1.8%
Detroit-Warren-Livonia, MI [19820]	8	11	1.6%
Miami-Fort Lauderdale-Pompano Beach, FL [33100]	8	9	1.6%
Cleveland-Elyria-Mentor, OH [17460]	8	6	1.6%
Colorado Springs, CO [17820]	7	10	1.4%
Tampa-St. Petersburg-Clearwater, FL [45300]	7	9	1.4%
Baltimore-Towson, MD [12580]	7	7	1.4%
Worcester, MA [49340]	7	4	1.4%
Columbia, MO [17860]	7	1	1.4%
Greeley, CO [24540]	6	11	1.2%
Barnstable Town, MA [12700]	6	2	1.2%
Lexington-Fayette, KY [30460]	6	2	1.2%
Fort Collins-Loveland, CO [22660]	5	7	1%
Indianapolis-Carmel, IN [26900]	5	7	1%
Philadelphia-Camden-Wilmington, PA-NJ-DE-MD [37980]	5	6	1%
Appleton, WI [11540]	5	5	1%
Columbus, OH [18140]	5	4	1%
Reading, PA [39740]	5	2	1%
Louisville/Jefferson County, KY-IN [31140]	5	2	1%
Pittsburgh, PA [38300]	4	10	0.8%
San Antonio, TX [41700]	4	9	0.8%
Boulder, CO [14500]	4	8	0.8%
Raleigh-Cary, NC [39580]	4	7	0.8%
Seattle-Tacoma-Bellevue, WA [42660]	4	6	0.8%
Cape Coral-Fort Myers, FL [15980]	4	5	0.8%
Richmond, VA [40060]	4	4	0.8%
Riverside-San Bernardino-Ontario, CA [40140]	4	4	0.8%
Manchester-Nashua, NH [31700]	4	4	0.8%
Little Rock-North Little Rock-Conway, AR [30780]	4	3	0.8%
Savannah, GA [42340]	4	2	0.8%

Charleston, WV [16620]	4	1	0.8%
Las Cruces, NM [29740]	4	1	0.8%
Ann Arbor, MI [11460]	3	13	0.6%
Laredo, TX [29700]	3	7	0.6%
Durham, NC [20500]	3	7	0.6%
Greenville-Mauldin-Easley, SC [24860]	3	5	0.6%
Oklahoma City, OK [36420]	3	4	0.6%
St. Louis, MO-IL [41180]	3	4	0.6%
Bridgeport-Stamford-Norwalk, CT [14860]	3	3	0.6%
Fayetteville-Springdale-Rogers, AR-MO [22220]	3	3	0.6%
Canton-Massillon, OH [15940]	3	3	0.6%
Nashville-Davidson--Murfreeseboro--Franklin, TN [34980]	3	2	0.6%
Flint, MI [22420]	3	2	0.6%
Knoxville, TN [28940]	3	2	0.6%
Youngstown-Warren-Boardman, OH-PA [49660]	3	2	0.6%
Bremerton-Silverdale, WA [14740]	3	2	0.6%
Gainesville, GA [23580]	3	1	0.6%
Brownsville-Harlingen, TX [15180]	3	1	0.6%
Trenton-Ewing, NJ [45940]	3	1	0.6%
Boise City-Nampa, ID [14260]	2	3	0.4%
Kennewick-Richland-Pasco, WA [28420]	2	3	0.4%
Charlotte-Gastonia-Concord, NC-SC [16740]	2	3	0.4%
Burlington, NC [15500]	2	2	0.4%
Las Vegas-Paradise, NV [29820]	2	2	0.4%
Oshkosh-Neenah, WI [36780]	2	2	0.4%
Shreveport-Bossier City, LA [43340]	2	2	0.4%
Portland-Vancouver-Beaverton, OR-WA [38900]	2	2	0.4%
Salinas, CA [41500]	2	2	0.4%
Madison, WI [31540]	2	2	0.4%
Naples-Marco Island, FL [34940]	2	2	0.4%
College Station-Bryan, TX [17780]	2	2	0.4%
Virginia Beach-Norfolk-Newport News, VA-NC [47260]	2	2	0.4%
Rockford, IL [40420]	2	2	0.4%
Santa Cruz-Watsonville, CA [42100]	2	2	0.4%
Pensacola-Ferry Pass-Brent, FL [37860]	2	1	0.4%
Albuquerque, NM [10740]	2	1	0.4%

> PLASTIC AND NONMETALLIC ARTICLE SHAPING OR TREATING: PROCESSES [264] - {3263} : (218)

Metro Region	Patents	Inventors	% Of Class
Boston-Cambridge-Quincy, MA-NH [14460]	221	270	6.8%
New York-Northern New Jersey-Long Island, NY-NJ-PA [35620]	186	264	5.7%
Detroit-Warren-Livonia, MI [19820]	185	251	5.7%
San Francisco-Oakland-Fremont, CA [41860]	159	187	4.9%
Minneapolis-St. Paul-Bloomington, MN-WI [33460]	158	177	4.8%
Philadelphia-Camden-Wilmington, PA-NJ-DE-MD [37980]	144	199	4.4%
San Jose-Sunnyvale-Santa Clara, CA [41940]	135	159	4.1%
Chicago-Naperville-Joliet, IL-IN-WI [16980]	124	178	3.8%
Cincinnati-Middletown, OH-KY-IN [17140]	112	171	3.4%
Atlanta-Sandy Springs-Marietta, GA [12060]	99	172	3%
Cleveland-Elyria-Mentor, OH [17460]	98	109	3%
Seattle-Tacoma-Bellevue, WA [42660]	95	149	2.9%
Akron, OH [10420]	88	111	2.7%
Austin-Round Rock, TX [12420]	84	82	2.6%
San Diego-Carlsbad-San Marcos, CA [41740]	74	104	2.3%
Providence-New Bedford-Fall River, RI-MA [39300]	73	72	2.2%
Houston-Sugar Land-Baytown, TX [26420]	69	119	2.1%
Richmond, VA [40060]	68	88	2.1%
Rochester, NY [40380]	64	158	2%
Ann Arbor, MI [11460]	57	53	1.7%
Phoenix-Mesa-Scottsdale, AZ [38060]	55	72	1.7%
Riverside-San Bernardino-Ontario, CA [40140]	54	52	1.7%

Manchester-Nashua, NH [31700]	53	44	1.6%
Portland-Vancouver-Beaverton, OR-WA [38900]	47	77	1.4%
Pittsburgh, PA [38300]	44	68	1.3%
Worcester, MA [49340]	44	34	1.3%
Durham, NC [20500]	42	55	1.3%
Toledo, OH [45780]	42	47	1.3%
Dallas-Fort Worth-Arlington, TX [19100]	41	58	1.3%
Springfield, MA [44140]	41	32	1.3%
Appleton, WI [11540]	40	93	1.2%
Albany-Schenectady-Troy, NY [10580]	40	59	1.2%
Tampa-St. Petersburg-Clearwater, FL [45300]	40	52	1.2%
Kingsport-Bristol-Bristol, TN-VA [28700]	38	46	1.2%
Washington-Arlington-Alexandria, DC-VA-MD-WV [47900]	37	50	1.1%
Oshkosh-Neenah, WI [36780]	35	78	1.1%
Greenville-Mauldin-Easley, SC [24860]	35	58	1.1%
Raleigh-Cary, NC [39580]	35	50	1.1%
Johnson City, TN [27740]	35	39	1.1%
Allentown-Bethlehem-Easton, PA-NJ [10900]	35	36	1.1%
Denver-Aurora, CO [19740]	34	37	1%
St. Louis, MO-IL [41180]	34	34	1%
York-Hanover, PA [49620]	33	46	1%
Palm Bay-Melbourne-Titusville, FL [37340]	32	31	1%
Hartford-West Hartford-East Hartford, CT [25540]	31	46	1%
Boulder, CO [14500]	30	40	0.9%
Provo-Orem, UT [39340]	29	40	0.9%
Dayton, OH [19380]	28	33	0.9%
Charlotte-Gastonia-Concord, NC-SC [16740]	27	42	0.8%
Indianapolis-Carmel, IN [26900]	27	39	0.8%
South Bend-Mishawaka, IN-MI [43780]	26	17	0.8%
Albuquerque, NM [10740]	25	39	0.8%
Elkhart-Goshen, IN [21140]	25	15	0.8%
Salt Lake City, UT [41620]	24	39	0.7%
Baltimore-Towson, MD [12580]	23	31	0.7%
Canton-Massillon, OH [15940]	23	21	0.7%
Fort Wayne, IN [23060]	23	12	0.7%
Oxnard-Thousand Oaks-Ventura, CA [37100]	22	28	0.7%
Spartanburg, SC [43900]	21	29	0.6%
Orlando-Kissimmee, FL [36740]	21	25	0.6%
Bridgeport-Stamford-Norwalk, CT [14860]	21	22	0.6%
Trenton-Ewing, NJ [45940]	21	14	0.6%
Jacksonville, FL [27260]	20	51	0.6%
Modesto, CA [33700]	20	28	0.6%
Kansas City, MO-KS [28140]	20	17	0.6%
Madison, WI [31540]	19	33	0.6%
New Haven-Milford, CT [35300]	19	27	0.6%
Greeley, CO [24540]	19	22	0.6%
Tucson, AZ [46060]	18	28	0.6%
Boise City-Nampa, ID [14260]	18	21	0.6%
Blacksburg-Christiansburg-Radford, VA [13980]	18	19	0.6%
Columbus, OH [18140]	17	31	0.5%
Grand Rapids-Wyoming, MI [24340]	17	24	0.5%
Fort Collins-Loveland, CO [22660]	17	18	0.5%
Miami-Fort Lauderdale-Pompano Beach, FL [33100]	17	17	0.5%
Niles-Benton Harbor, MI [35660]	17	2	0.5%
Portland-South Portland-Biddeford, ME [38860]	16	19	0.5%
Sacramento--Arden-Arcade--Roseville, CA [40900]	16	14	0.5%
Flint, MI [22420]	16	14	0.5%
Santa Cruz-Watsonville, CA [42100]	16	11	0.5%
Wichita, KS [48620]	15	24	0.5%
Evansville, IN-KY [21780]	15	20	0.5%
Saginaw-Saginaw Township North, MI [40980]	15	17	0.5%
Jackson, MI [27100]	14	17	0.4%
Santa Rosa-Petaluma, CA [42220]	14	16	0.4%
Buffalo-Niagara Falls, NY [15380]	14	16	0.4%
Milwaukee-Waukesha-West Allis, WI [33340]	13	25	0.4%

Lancaster, PA [29540]	13	15	0.4%
Louisville/Jefferson County, KY-IN [31140]	13	12	0.4%
Youngstown-Warren-Boardman, OH-PA [49660]	12	15	0.4%
Las Vegas-Paradise, NV [29820]	12	12	0.4%
Nashville-Davidson--Murfreeseboro--Franklin, TN [34980]	12	12	0.4%
Salem, OR [41420]	12	11	0.4%
Roanoke, VA [40220]	11	15	0.3%
Bloomington, IN [14020]	11	13	0.3%
Chattanooga, TN-GA [16860]	10	12	0.3%
Eugene-Springfield, OR [21660]	10	8	0.3%
Virginia Beach-Norfolk-Newport News, VA-NC [47260]	9	19	0.3%
Columbia, SC [17900]	9	13	0.3%
Huntsville, AL [26620]	9	13	0.3%
Tallahassee, FL [45220]	9	12	0.3%
Ogden-Clearfield, UT [36260]	9	9	0.3%
Tulsa, OK [46140]	9	9	0.3%
Vallejo-Fairfield, CA [46700]	9	6	0.3%
Burlington-South Burlington, VT [15540]	8	9	0.2%
McAllen-Edinburg-Mission, TX [32580]	8	4	0.2%
Hickory-Lenoir-Morganton, NC [25860]	7	13	0.2%
Champaign-Urbana, IL [16580]	7	12	0.2%
Oklahoma City, OK [36420]	7	9	0.2%
Baton Rouge, LA [12940]	7	9	0.2%
Stockton, CA [44700]	7	7	0.2%
Rockford, IL [40420]	7	7	0.2%
Reading, PA [39740]	7	6	0.2%
Macon, GA [31420]	7	6	0.2%
Winston-Salem, NC [49180]	7	5	0.2%
Barnstable Town, MA [12700]	7	3	0.2%
St. Cloud, MN [41060]	7	3	0.2%
Lansing-East Lansing, MI [29620]	6	14	0.2%
Greensboro-High Point, NC [24660]	6	12	0.2%
College Station-Bryan, TX [17780]	6	8	0.2%
Springfield, MO [44180]	6	8	0.2%
Knoxville, TN [28940]	6	8	0.2%
El Paso, TX [21340]	6	7	0.2%
Las Cruces, NM [29740]	6	7	0.2%
Rochester, MN [40340]	6	6	0.2%
Columbus, GA-AL [17980]	6	6	0.2%
Binghamton, NY [13780]	5	8	0.2%
Reno-Sparks, NV [39900]	5	7	0.2%
Dover, DE [20100]	5	7	0.2%
Scranton--Wilkes-Barre, PA [42540]	5	6	0.2%
Bremerton-Silverdale, WA [14740]	5	5	0.2%
Erie, PA [21500]	5	5	0.2%
Charlottesville, VA [16820]	5	5	0.2%
Racine, WI [39540]	5	5	0.2%
Iowa City, IA [26980]	5	5	0.2%
Asheville, NC [11700]	5	5	0.2%
Greenville, NC [24780]	5	4	0.2%
Ocala, FL [36100]	5	3	0.2%
San Antonio, TX [41700]	4	10	0.1%
Gainesville, FL [23540]	4	8	0.1%
Davenport-Moline-Rock Island, IA-IL [19340]	4	7	0.1%
Birmingham-Hoover, AL [13820]	4	5	0.1%
Memphis, TN-MS-AR [32820]	4	5	0.1%
Spokane, WA [44060]	4	5	0.1%
Janesville, WI [27500]	4	4	0.1%
Deltona-Daytona Beach-Ormond Beach, FL [19660]	4	4	0.1%
Harrisburg-Carlisle, PA [25420]	4	4	0.1%
Charleston-North Charleston, SC [16700]	4	4	0.1%
Yuba City, CA [49700]	4	3	0.1%
Topeka, KS [45820]	4	3	0.1%
Gainesville, GA [23580]	4	3	0.1%
Bellingham, WA [13380]	4	3	0.1%

Cape Coral-Fort Myers, FL [15980]	4	3	0.1%
Kennewick-Richland-Pasco, WA [28420]	3	13	0.1%
Cedar Rapids, IA [16300]	3	5	0.1%
Yakima, WA [49420]	3	5	0.1%
Laredo, TX [29700]	3	5	0.1%
Kalamazoo-Portage, MI [28020]	3	5	0.1%
Eau Claire, WI [20740]	3	5	0.1%
Terre Haute, IN [45460]	3	4	0.1%
Prescott, AZ [39140]	3	3	0.1%
Savannah, GA [42340]	3	3	0.1%
Longview, TX [30980]	3	3	0.1%
Tyler, TX [46340]	3	3	0.1%
Lafayette, LA [29180]	3	3	0.1%
Shreveport-Bossier City, LA [43340]	3	2	0.1%
Lynchburg, VA [31340]	3	2	0.1%
Little Rock-North Little Rock-Conway, AR [30780]	3	1	0.1%
Bend, OR [13460]	2	10	0.1%
State College, PA [44300]	2	7	0.1%
Lexington-Fayette, KY [30460]	2	4	0.1%
Peoria, IL [37900]	2	3	0.1%
Duluth, MN-WI [20260]	2	3	0.1%
New Orleans-Metairie-Kenner, LA [35380]	2	3	0.1%
Atlantic City, NJ [12100]	2	2	0.1%
Port St. Lucie, FL [38940]	2	2	0.1%
Hagerstown-Martinsburg, MD-WV [25180]	2	2	0.1%
Salinas, CA [41500]	2	2	0.1%
Vineland-Millville-Bridgeton, NJ [47220]	2	2	0.1%
Fayetteville, NC [22180]	2	2	0.1%
Bakersfield, CA [12540]	2	2	0.1%
San Luis Obispo-Paso Robles, CA [42020]	2	2	0.1%
Colorado Springs, CO [17820]	2	2	0.1%
Norwich-New London, CT [35980]	2	2	0.1%
Muskegon-Norton Shores, MI [34740]	2	2	0.1%
Wilmington, NC [48900]	2	2	0.1%
Midland, TX [33260]	2	2	0.1%
Green Bay, WI [24580]	2	2	0.1%
Gulfport-Biloxi, MS [25060]	2	2	0.1%
Omaha-Council Bluffs, NE-IA [36540]	2	2	0.1%
Amarillo, TX [11100]	2	1	0.1%
Syracuse, NY [45060]	2	1	0.1%

> METALLURGICAL APPARATUS [266] - {230} : (88)

Metro Region	Patents	Inventors	% Of Class
Cleveland-Elyria-Mentor, OH [17460]	40	17	17.4%
Pittsburgh, PA [38300]	24	25	10.4%
Atlanta-Sandy Springs-Marietta, GA [12060]	17	13	7.4%
Philadelphia-Camden-Wilmington, PA-NJ-DE-MD [37980]	15	17	6.5%
Chicago-Naperville-Joliet, IL-IN-WI [16980]	11	18	4.8%
Akron, OH [10420]	11	5	4.8%
New York-Northern New Jersey-Long Island, NY-NJ-PA [35620]	10	10	4.3%
Albany-Schenectady-Troy, NY [10580]	7	7	3%
Buffalo-Niagara Falls, NY [15380]	6	8	2.6%
Allentown-Bethlehem-Easton, PA-NJ [10900]	6	8	2.6%
San Francisco-Oakland-Fremont, CA [41860]	6	6	2.6%
Cincinnati-Middletown, OH-KY-IN [17140]	6	6	2.6%
Charlotte-Gastonia-Concord, NC-SC [16740]	6	5	2.6%
Phoenix-Mesa-Scottsdale, AZ [38060]	5	8	2.2%
Houston-Sugar Land-Baytown, TX [26420]	5	5	2.2%
Youngstown-Warren-Boardman, OH-PA [49660]	5	4	2.2%
Boston-Cambridge-Quincy, MA-NH [14460]	4	9	1.7%
Toledo, OH [45780]	4	8	1.7%



Asheville, NC [11700]	4	5	1.7%
Spokane, WA [44060]	4	4	1.7%
Indianapolis-Carmel, IN [26900]	4	4	1.7%
Portland-Vancouver-Beaverton, OR-WA [38900]	4	3	1.7%
Seattle-Tacoma-Bellevue, WA [42660]	3	11	1.3%
Knoxville, TN [28940]	3	10	1.3%
Hartford-West Hartford-East Hartford, CT [25540]	3	6	1.3%
Greenville-Mauldin-Easley, SC [24860]	3	5	1.3%
Tucson, AZ [46060]	3	4	1.3%
Duluth, MN-WI [20260]	3	4	1.3%
Denver-Aurora, CO [19740]	3	4	1.3%
Boulder, CO [14500]	3	3	1.3%
Durham, NC [20500]	3	3	1.3%
Detroit-Warren-Livonia, MI [19820]	3	3	1.3%
Cape Coral-Fort Myers, FL [15980]	3	3	1.3%
Sioux City, IA-NE-SD [43580]	3	2	1.3%
Charleston-North Charleston, SC [16700]	3	2	1.3%
Lexington-Fayette, KY [30460]	3	1	1.3%
San Jose-Sunnyvale-Santa Clara, CA [41940]	2	5	0.9%
Davenport-Moline-Rock Island, IA-IL [19340]	2	4	0.9%
Richmond, VA [40060]	2	4	0.9%
Florence, SC [22500]	2	3	0.9%
Nashville-Davidson--Murfreesboro--Franklin, TN [34980]	2	3	0.9%
Orlando-Kissimmee, FL [36740]	2	3	0.9%
Salt Lake City, UT [41620]	2	3	0.9%
Spartanburg, SC [43900]	2	3	0.9%
Niles-Benton Harbor, MI [35660]	2	3	0.9%
Burlington, NC [15500]	2	2	0.9%
Bridgeport-Stamford-Norwalk, CT [14860]	2	2	0.9%
Greensboro-High Point, NC [24660]	2	2	0.9%
Birmingham-Hoover, AL [13820]	2	2	0.9%
Reading, PA [39740]	2	2	0.9%
Punta Gorda, FL [39460]	2	2	0.9%
Grand Rapids-Wyoming, MI [24340]	2	2	0.9%
Omaha-Council Bluffs, NE-IA [36540]	2	1	0.9%
Muskegon-Norton Shores, MI [34740]	2	1	0.9%
Tallahassee, FL [45220]	2	1	0.9%
Syracuse, NY [45060]	2	1	0.9%

> SPRING DEVICES [267] - {359} : (97)

Metro Region	Patents	Inventors	% Of Class
Detroit-Warren-Livonia, MI [19820]	66	88	18.4%
Indianapolis-Carmel, IN [26900]	42	31	11.7%
Chicago-Naperville-Joliet, IL-IN-WI [16980]	28	38	7.8%
Boston-Cambridge-Quincy, MA-NH [14460]	15	21	4.2%
Phoenix-Mesa-Scottsdale, AZ [38060]	13	26	3.6%
Toledo, OH [45780]	13	11	3.6%
Ann Arbor, MI [11460]	12	16	3.3%
San Jose-Sunnyvale-Santa Clara, CA [41940]	12	14	3.3%
Cleveland-Elyria-Mentor, OH [17460]	10	7	2.8%
Flint, MI [22420]	10	7	2.8%
Grand Rapids-Wyoming, MI [24340]	9	10	2.5%
Columbus, OH [18140]	9	10	2.5%
San Francisco-Oakland-Fremont, CA [41860]	9	9	2.5%
Erie, PA [21500]	9	9	2.5%
Cincinnati-Middletown, OH-KY-IN [17140]	8	10	2.2%
Dallas-Fort Worth-Arlington, TX [19100]	7	14	1.9%
Dayton, OH [19380]	7	11	1.9%
Kalamazoo-Portage, MI [28020]	7	8	1.9%
Buffalo-Niagara Falls, NY [15380]	7	7	1.9%
Santa Cruz-Watsonville, CA [42100]	7	7	1.9%

Akron, OH [10420]	7	7	1.9%
Provo-Orem, UT [39340]	6	10	1.7%
Seattle-Tacoma-Bellevue, WA [42660]	6	8	1.7%
Milwaukee-Waukesha-West Allis, WI [33340]	5	9	1.4%
Atlanta-Sandy Springs-Marietta, GA [12060]	5	8	1.4%
Denver-Aurora, CO [19740]	5	3	1.4%
New Haven-Milford, CT [35300]	5	1	1.4%
Portland-Vancouver-Beaverton, OR-WA [38900]	4	8	1.1%
Minneapolis-St. Paul-Bloomington, MN-WI [33460]	4	6	1.1%
Oklahoma City, OK [36420]	4	5	1.1%
Miami-Fort Lauderdale-Pompano Beach, FL [33100]	4	4	1.1%
Houston-Sugar Land-Baytown, TX [26420]	4	4	1.1%
Philadelphia-Camden-Wilmington, PA-NJ-DE-MD [37980]	3	6	0.8%
Boulder, CO [14500]	3	5	0.8%
Greensboro-High Point, NC [24660]	3	5	0.8%
Tampa-St. Petersburg-Clearwater, FL [45300]	3	4	0.8%
Tucson, AZ [46060]	3	4	0.8%
Saginaw-Saginaw Township North, MI [40980]	3	4	0.8%
Fort Wayne, IN [23060]	3	3	0.8%
Riverside-San Bernardino-Ontario, CA [40140]	3	3	0.8%
New York-Northern New Jersey-Long Island, NY-NJ-PA [35620]	3	2	0.8%
Davenport-Moline-Rock Island, IA-IL [19340]	3	2	0.8%
Canton-Massillon, OH [15940]	3	2	0.8%
Muskegon-Norton Shores, MI [34740]	3	1	0.8%
Kansas City, MO-KS [28140]	3	1	0.8%
Waterloo-Cedar Falls, IA [47940]	3	1	0.8%
Oshkosh-Neenah, WI [36780]	2	4	0.6%
Niles-Benton Harbor, MI [35660]	2	3	0.6%
Appleton, WI [11540]	2	3	0.6%
Durham, NC [20500]	2	3	0.6%
Raleigh-Cary, NC [39580]	2	3	0.6%
Salinas, CA [41500]	2	3	0.6%
Charlotte-Gastonia-Concord, NC-SC [16740]	2	3	0.6%
Oxnard-Thousand Oaks-Ventura, CA [37100]	2	2	0.6%
Pittsburgh, PA [38300]	2	2	0.6%
Medford, OR [32780]	2	2	0.6%
Port St. Lucie, FL [38940]	2	2	0.6%
Hartford-West Hartford-East Hartford, CT [25540]	2	2	0.6%
Winston-Salem, NC [49180]	2	2	0.6%
Myrtle Beach-Conway-North Myrtle Beach, SC [34820]	2	1	0.6%
Eugene-Springfield, OR [21660]	2	1	0.6%
Peoria, IL [37900]	2	1	0.6%

> WORK HOLDERS [269] - {462} : (127)

Metro Region	Patents	Inventors	% Of Class
Detroit-Warren-Livonia, MI [19820]	46	63	10%
Chicago-Naperville-Joliet, IL-IN-WI [16980]	30	45	6.5%
San Jose-Sunnyvale-Santa Clara, CA [41940]	22	37	4.8%
Seattle-Tacoma-Bellevue, WA [42660]	19	34	4.1%
San Francisco-Oakland-Fremont, CA [41860]	19	23	4.1%
Fort Wayne, IN [23060]	19	9	4.1%
New York-Northern New Jersey-Long Island, NY-NJ-PA [35620]	18	23	3.9%
San Diego-Carlsbad-San Marcos, CA [41740]	15	16	3.2%
Cleveland-Elyria-Mentor, OH [17460]	14	14	3%
Boston-Cambridge-Quincy, MA-NH [14460]	12	23	2.6%
Minneapolis-St. Paul-Bloomington, MN-WI [33460]	12	16	2.6%
Pittsburgh, PA [38300]	12	16	2.6%
Hartford-West Hartford-East Hartford, CT [25540]	11	14	2.4%
Phoenix-Mesa-Scottsdale, AZ [38060]	11	13	2.4%
Dallas-Fort Worth-Arlington, TX [19100]	10	13	2.2%
Houston-Sugar Land-Baytown, TX [26420]	10	11	2.2%

Charlotte-Gastonia-Concord, NC-SC [16740]	10	7	2.2%
Baltimore-Towson, MD [12580]	9	8	1.9%
Milwaukee-Waukesha-West Allis, WI [33340]	8	13	1.7%
Riverside-San Bernardino-Ontario, CA [40140]	8	9	1.7%
Atlanta-Sandy Springs-Marietta, GA [12060]	7	9	1.5%
Miami-Fort Lauderdale-Pompano Beach, FL [33100]	7	8	1.5%
St. Louis, MO-IL [41180]	7	7	1.5%
Oxnard-Thousand Oaks-Ventura, CA [37100]	7	7	1.5%
Raleigh-Cary, NC [39580]	6	13	1.3%
Philadelphia-Camden-Wilmington, PA-NJ-DE-MD [37980]	6	7	1.3%
Columbus, OH [18140]	6	7	1.3%
Rochester, NY [40380]	6	7	1.3%
Denver-Aurora, CO [19740]	6	6	1.3%
Durham, NC [20500]	5	12	1.1%
Akron, OH [10420]	5	7	1.1%
Providence-New Bedford-Fall River, RI-MA [39300]	5	7	1.1%
Grand Rapids-Wyoming, MI [24340]	5	5	1.1%
Toledo, OH [45780]	5	4	1.1%
Racine, WI [39540]	5	3	1.1%
Buffalo-Niagara Falls, NY [15380]	4	5	0.9%
Portland-Vancouver-Beaverton, OR-WA [38900]	4	5	0.9%
Albany-Schenectady-Troy, NY [10580]	4	4	0.9%
Santa Cruz-Watsonville, CA [42100]	4	4	0.9%
Tucson, AZ [46060]	4	4	0.9%
Wichita, KS [48620]	4	4	0.9%
Sacramento--Arden-Arcade--Roseville, CA [40900]	4	4	0.9%
Tampa-St. Petersburg-Clearwater, FL [45300]	4	3	0.9%
Rockford, IL [40420]	4	3	0.9%
Santa Rosa-Petaluma, CA [42220]	4	2	0.9%
Greenville-Mauldin-Easley, SC [24860]	3	8	0.6%
Huntsville, AL [26620]	3	6	0.6%
Knoxville, TN [28940]	3	6	0.6%
Austin-Round Rock, TX [12420]	3	4	0.6%
Cincinnati-Middletown, OH-KY-IN [17140]	3	4	0.6%
Jacksonville, FL [27260]	3	3	0.6%
Flint, MI [22420]	3	3	0.6%
Indianapolis-Carmel, IN [26900]	3	3	0.6%
Greeley, CO [24540]	3	3	0.6%
Boulder, CO [14500]	3	3	0.6%
Stockton, CA [44700]	3	3	0.6%
Kansas City, MO-KS [28140]	3	1	0.6%
Hickory-Lenoir-Morganton, NC [25860]	2	5	0.4%
Madison, WI [31540]	2	4	0.4%
Louisville/Jefferson County, KY-IN [31140]	2	3	0.4%
Kalamazoo-Portage, MI [28020]	2	3	0.4%
Eau Claire, WI [20740]	2	3	0.4%
Modesto, CA [33700]	2	2	0.4%
Bridgeport-Stamford-Norwalk, CT [14860]	2	2	0.4%
Washington-Arlington-Alexandria, DC-VA-MD-WV [47900]	2	2	0.4%
Manchester-Nashua, NH [31700]	2	2	0.4%
Boise City-Nampa, ID [14260]	2	2	0.4%
Fort Collins-Loveland, CO [22660]	2	2	0.4%
San Luis Obispo-Paso Robles, CA [42020]	2	2	0.4%
Allentown-Bethlehem-Easton, PA-NJ [10900]	2	2	0.4%
Bakersfield, CA [12540]	2	2	0.4%
Cape Coral-Fort Myers, FL [15980]	2	1	0.4%
Asheville, NC [11700]	2	1	0.4%
Reading, PA [39740]	2	1	0.4%
Warner Robins, GA [47580]	2	1	0.4%
Macon, GA [31420]	2	1	0.4%

> SHEET-MATERIAL ASSOCIATING [270] - {145} : (42)

Metro Region	Patents	Inventors	% Of Class
Boston-Cambridge-Quincy, MA-NH [14460]	38	33	26.2%
Rochester, NY [40380]	26	37	17.9%
Bridgeport-Stamford-Norwalk, CT [14860]	11	11	7.6%
New Haven-Milford, CT [35300]	11	7	7.6%
San Jose-Sunnyvale-Santa Clara, CA [41940]	8	7	5.5%
San Francisco-Oakland-Fremont, CA [41860]	7	10	4.8%
New York-Northern New Jersey-Long Island, NY-NJ-PA [35620]	6	5	4.1%
Kingston, NY [28740]	6	2	4.1%
Philadelphia-Camden-Wilmington, PA-NJ-DE-MD [37980]	5	6	3.4%
Portland-South Portland-Biddeford, ME [38860]	5	5	3.4%
Chicago-Naperville-Joliet, IL-IN-WI [16980]	5	4	3.4%
Omaha-Council Bluffs, NE-IA [36540]	4	12	2.8%
Allentown-Bethlehem-Easton, PA-NJ [10900]	4	8	2.8%
Raleigh-Cary, NC [39580]	4	4	2.8%
Durham, NC [20500]	4	4	2.8%
Milwaukee-Waukesha-West Allis, WI [33340]	4	3	2.8%
Washington-Arlington-Alexandria, DC-VA-MD-WV [47900]	3	2	2.1%
Sacramento--Arden-Arcade--Roseville, CA [40900]	2	4	1.4%
Dallas-Fort Worth-Arlington, TX [19100]	2	2	1.4%
Manchester-Nashua, NH [31700]	2	2	1.4%
Atlanta-Sandy Springs-Marietta, GA [12060]	2	2	1.4%
Virginia Beach-Norfolk-Newport News, VA-NC [47260]	2	2	1.4%
Boise City-Nampa, ID [14260]	2	2	1.4%
Binghamton, NY [13780]	2	1	1.4%
St. Louis, MO-IL [41180]	2	1	1.4%

> SHEET FEEDING OR DELIVERING [271] - {745} : (81)

Metro Region	Patents	Inventors	% Of Class
Rochester, NY [40380]	211	228	28.3%
Lexington-Fayette, KY [30460]	102	110	13.7%
Portland-Vancouver-Beaverton, OR-WA [38900]	65	100	8.7%
New York-Northern New Jersey-Long Island, NY-NJ-PA [35620]	51	19	6.8%
Bridgeport-Stamford-Norwalk, CT [14860]	49	34	6.6%
San Diego-Carlsbad-San Marcos, CA [41740]	37	48	5%
New Haven-Milford, CT [35300]	33	23	4.4%
Boston-Cambridge-Quincy, MA-NH [14460]	28	35	3.8%
Boise City-Nampa, ID [14260]	24	34	3.2%
San Jose-Sunnyvale-Santa Clara, CA [41940]	22	13	3%
Philadelphia-Camden-Wilmington, PA-NJ-DE-MD [37980]	18	30	2.4%
Detroit-Warren-Livonia, MI [19820]	17	13	2.3%
San Francisco-Oakland-Fremont, CA [41860]	16	11	2.1%
Chicago-Naperville-Joliet, IL-IN-WI [16980]	15	29	2%
Dallas-Fort Worth-Arlington, TX [19100]	14	18	1.9%
Canton-Massillon, OH [15940]	14	10	1.9%
Akron, OH [10420]	14	9	1.9%
Minneapolis-St. Paul-Bloomington, MN-WI [33460]	12	17	1.6%
Hartford-West Hartford-East Hartford, CT [25540]	12	8	1.6%
Cleveland-Elyria-Mentor, OH [17460]	12	6	1.6%
Allentown-Bethlehem-Easton, PA-NJ [10900]	11	19	1.5%
Cincinnati-Middletown, OH-KY-IN [17140]	10	8	1.3%
Washington-Arlington-Alexandria, DC-VA-MD-WV [47900]	9	12	1.2%
Portland-South Portland-Biddeford, ME [38860]	8	7	1.1%
Raleigh-Cary, NC [39580]	7	10	0.9%
Durham, NC [20500]	7	7	0.9%
Riverside-San Bernardino-Ontario, CA [40140]	6	6	0.8%
St. Louis, MO-IL [41180]	6	3	0.8%
Baltimore-Towson, MD [12580]	5	8	0.7%
Binghamton, NY [13780]	5	6	0.7%
Atlanta-Sandy Springs-Marietta, GA [12060]	5	6	0.7%

Appleton, WI [11540]	5	4	0.7%
Manchester-Nashua, NH [31700]	5	3	0.7%
Spokane, WA [44060]	4	6	0.5%
Greeley, CO [24540]	4	4	0.5%
Seattle-Tacoma-Bellevue, WA [42660]	4	4	0.5%
Louisville/Jefferson County, KY-IN [31140]	4	4	0.5%
Madison, WI [31540]	4	3	0.5%
Omaha-Council Bluffs, NE-IA [36540]	3	7	0.4%
Ann Arbor, MI [11460]	3	3	0.4%
Fort Collins-Loveland, CO [22660]	3	3	0.4%
Reading, PA [39740]	3	2	0.4%
Dayton, OH [19380]	2	5	0.3%
Sacramento--Arden-Arcade--Roseville, CA [40900]	2	4	0.3%
Oxnard-Thousand Oaks-Ventura, CA [37100]	2	4	0.3%
Salem, OR [41420]	2	3	0.3%
Charlotte-Gastonia-Concord, NC-SC [16740]	2	3	0.3%
Green Bay, WI [24580]	2	3	0.3%
Austin-Round Rock, TX [12420]	2	2	0.3%
Virginia Beach-Norfolk-Newport News, VA-NC [47260]	2	2	0.3%
Rochester, MN [40340]	2	1	0.3%
Kingston, NY [28740]	2	1	0.3%
York-Hanover, PA [49620]	2	1	0.3%

> AMUSEMENT DEVICES: GAMES [273] - {1401} : (171)

Metro Region	Patents	Inventors	% Of Class
Las Vegas-Paradise, NV [29820]	253	162	18.1%
New York-Northern New Jersey-Long Island, NY-NJ-PA [35620]	148	125	10.6%
Chicago-Naperville-Joliet, IL-IN-WI [16980]	72	97	5.1%
Minneapolis-St. Paul-Bloomington, MN-WI [33460]	63	28	4.5%
Philadelphia-Camden-Wilmington, PA-NJ-DE-MD [37980]	57	53	4.1%
San Francisco-Oakland-Fremont, CA [41860]	56	49	4%
Boston-Cambridge-Quincy, MA-NH [14460]	41	25	2.9%
Seattle-Tacoma-Bellevue, WA [42660]	39	30	2.8%
Atlanta-Sandy Springs-Marietta, GA [12060]	35	37	2.5%
Phoenix-Mesa-Scottsdale, AZ [38060]	34	31	2.4%
San Diego-Carlsbad-San Marcos, CA [41740]	32	37	2.3%
Washington-Arlington-Alexandria, DC-VA-MD-WV [47900]	31	32	2.2%
Reno-Sparks, NV [39900]	31	29	2.2%
Provo-Orem, UT [39340]	29	20	2.1%
Detroit-Warren-Livonia, MI [19820]	28	31	2%
Dallas-Fort Worth-Arlington, TX [19100]	27	31	1.9%
Miami-Fort Lauderdale-Pompano Beach, FL [33100]	23	23	1.6%
Atlantic City, NJ [12100]	22	11	1.6%
Denver-Aurora, CO [19740]	21	24	1.5%
Bridgeport-Stamford-Norwalk, CT [14860]	21	22	1.5%
San Jose-Sunnyvale-Santa Clara, CA [41940]	20	11	1.4%
Portland-Vancouver-Beaverton, OR-WA [38900]	19	12	1.4%
Tampa-St. Petersburg-Clearwater, FL [45300]	16	13	1.1%
Baltimore-Towson, MD [12580]	15	16	1.1%
Sacramento--Arden-Arcade--Roseville, CA [40900]	15	14	1.1%
Houston-Sugar Land-Baytown, TX [26420]	14	18	1%
Springfield, MA [44140]	14	16	1%
Milwaukee-Waukesha-West Allis, WI [33340]	14	11	1%
Riverside-San Bernardino-Ontario, CA [40140]	13	15	0.9%
Providence-New Bedford-Fall River, RI-MA [39300]	13	14	0.9%
Austin-Round Rock, TX [12420]	12	17	0.9%
Raleigh-Cary, NC [39580]	12	13	0.9%
Indianapolis-Carmel, IN [26900]	11	16	0.8%
Cincinnati-Middletown, OH-KY-IN [17140]	11	14	0.8%
Orlando-Kissimmee, FL [36740]	11	14	0.8%
Allentown-Bethlehem-Easton, PA-NJ [10900]	11	12	0.8%

Boise City-Nampa, ID [14260]	11	10	0.8%
Kansas City, MO-KS [28140]	11	10	0.8%
Cleveland-Elyria-Mentor, OH [17460]	10	18	0.7%
Chico, CA [17020]	10	4	0.7%
Charlotte-Gastonia-Concord, NC-SC [16740]	9	14	0.6%
Norwich-New London, CT [35980]	9	12	0.6%
San Antonio, TX [41700]	8	11	0.6%
Durham, NC [20500]	8	11	0.6%
Boulder, CO [14500]	8	8	0.6%
New Orleans-Metairie-Kenner, LA [35380]	8	7	0.6%
Cape Coral-Fort Myers, FL [15980]	8	7	0.6%
Ann Arbor, MI [11460]	7	10	0.5%
Oxnard-Thousand Oaks-Ventura, CA [37100]	7	7	0.5%
Salt Lake City, UT [41620]	7	7	0.5%
Knoxville, TN [28940]	6	9	0.4%
Hartford-West Hartford-East Hartford, CT [25540]	6	6	0.4%
Omaha-Council Bluffs, NE-IA [36540]	6	6	0.4%
Virginia Beach-Norfolk-Newport News, VA-NC [47260]	6	6	0.4%
Palm Bay-Melbourne-Titusville, FL [37340]	6	5	0.4%
Spokane, WA [44060]	6	4	0.4%
Jackson, MS [27140]	6	2	0.4%
Columbia, MO [17860]	5	8	0.4%
St. Louis, MO-IL [41180]	5	7	0.4%
Akron, OH [10420]	5	7	0.4%
Laredo, TX [29700]	5	7	0.4%
Columbus, OH [18140]	5	6	0.4%
Buffalo-Niagara Falls, NY [15380]	5	6	0.4%
Sioux Falls, SD [43620]	5	5	0.4%
Greenville-Mauldin-Easley, SC [24860]	5	5	0.4%
Flint, MI [22420]	4	5	0.3%
Tucson, AZ [46060]	4	5	0.3%
Naples-Marco Island, FL [34940]	4	5	0.3%
Deltona-Daytona Beach-Ormond Beach, FL [19660]	4	5	0.3%
Lansing-East Lansing, MI [29620]	4	5	0.3%
Santa Rosa-Petaluma, CA [42220]	4	4	0.3%
New Haven-Milford, CT [35300]	4	4	0.3%
Rochester, NY [40380]	4	4	0.3%
Champaign-Urbana, IL [16580]	4	3	0.3%
Billings, MT [13740]	4	2	0.3%
Louisville/Jefferson County, KY-IN [31140]	4	2	0.3%
Bend, OR [13460]	4	2	0.3%
Erie, PA [21500]	3	5	0.2%
Asheville, NC [11700]	3	5	0.2%
Yuba City, CA [49700]	3	4	0.2%
Oklahoma City, OK [36420]	3	3	0.2%
Bellingham, WA [13380]	3	3	0.2%
Burlington-South Burlington, VT [15540]	3	3	0.2%
Nashville-Davidson--Murfreesboro--Franklin, TN [34980]	3	3	0.2%
Des Moines-West Des Moines, IA [19780]	3	3	0.2%
Appleton, WI [11540]	3	3	0.2%
Pittsburgh, PA [38300]	3	3	0.2%
Canton-Massillon, OH [15940]	3	3	0.2%
Columbia, SC [17900]	3	3	0.2%
Memphis, TN-MS-AR [32820]	3	3	0.2%
Baton Rouge, LA [12940]	3	3	0.2%
Charlottesville, VA [16820]	3	2	0.2%
Gulfport-Biloxi, MS [25060]	3	2	0.2%
Tulsa, OK [46140]	3	2	0.2%
Port St. Lucie, FL [38940]	3	2	0.2%
Duluth, MN-WI [20260]	3	1	0.2%
Yuma, AZ [49740]	3	1	0.2%
Rockford, IL [40420]	2	8	0.1%
Madison, WI [31540]	2	4	0.1%
Gainesville, GA [23580]	2	3	0.1%
Janesville, WI [27500]	2	3	0.1%

Prescott, AZ [39140]	2	3	0.1%
Santa Cruz-Watsonville, CA [42100]	2	3	0.1%
Hagerstown-Martinsburg, MD-WV [25180]	2	3	0.1%
Augusta-Richmond County, GA-SC [12260]	2	2	0.1%
Fayetteville, NC [22180]	2	2	0.1%
Waterloo-Cedar Falls, IA [47940]	2	2	0.1%
Syracuse, NY [45060]	2	2	0.1%
Olympia, WA [36500]	2	2	0.1%
Salem, OR [41420]	2	2	0.1%
Youngstown-Warren-Boardman, OH-PA [49660]	2	2	0.1%
Tallahassee, FL [45220]	2	2	0.1%
Fresno, CA [23420]	2	2	0.1%
Charleston-North Charleston, SC [16700]	2	2	0.1%
Albuquerque, NM [10740]	2	2	0.1%
Richmond, VA [40060]	2	2	0.1%
Dayton, OH [19380]	2	2	0.1%
Oshkosh-Neenah, WI [36780]	2	1	0.1%

> TYPESETTING [276] - {3} : (4)

Metro Region	Patents	Inventors	% Of Class
Detroit-Warren-Livonia, MI [19820]	2	5	66.7%

> SEAL FOR A JOINT OR JUNCTURE [277] - {665} : (132)

Metro Region	Patents	Inventors	% Of Class
Detroit-Warren-Livonia, MI [19820]	94	89	14.1%
Houston-Sugar Land-Baytown, TX [26420]	61	88	9.2%
Chicago-Naperville-Joliet, IL-IN-WI [16980]	59	72	8.9%
Ann Arbor, MI [11460]	55	37	8.3%
Hartford-West Hartford-East Hartford, CT [25540]	41	49	6.2%
Albany-Schenectady-Troy, NY [10580]	35	35	5.3%
Philadelphia-Camden-Wilmington, PA-NJ-DE-MD [37980]	33	27	5%
Boston-Cambridge-Quincy, MA-NH [14460]	28	36	4.2%
Providence-New Bedford-Fall River, RI-MA [39300]	22	18	3.3%
Port St. Lucie, FL [38940]	16	11	2.4%
Portland-South Portland-Biddeford, ME [38860]	15	7	2.3%
Miami-Fort Lauderdale-Pompano Beach, FL [33100]	13	18	2%
Orlando-Kissimmee, FL [36740]	13	18	2%
Phoenix-Mesa-Scottsdale, AZ [38060]	13	16	2%
Akron, OH [10420]	13	14	2%
Manchester-Nashua, NH [31700]	12	10	1.8%
Rochester, NY [40380]	11	14	1.7%
Dallas-Fort Worth-Arlington, TX [19100]	11	13	1.7%
New York-Northern New Jersey-Long Island, NY-NJ-PA [35620]	10	15	1.5%
Indianapolis-Carmel, IN [26900]	10	14	1.5%
Columbus, OH [18140]	10	12	1.5%
Cleveland-Elyria-Mentor, OH [17460]	9	12	1.4%
Allentown-Bethlehem-Easton, PA-NJ [10900]	9	8	1.4%
Worcester, MA [49340]	9	5	1.4%
Greenville-Mauldin-Easley, SC [24860]	8	13	1.2%
Riverside-San Bernardino-Ontario, CA [40140]	8	9	1.2%
Oxnard-Thousand Oaks-Ventura, CA [37100]	8	9	1.2%
Baltimore-Towson, MD [12580]	8	8	1.2%
New Haven-Milford, CT [35300]	8	4	1.2%
Fort Wayne, IN [23060]	7	10	1.1%
Milwaukee-Waukesha-West Allis, WI [33340]	7	6	1.1%
Palm Bay-Melbourne-Titusville, FL [37340]	6	8	0.9%
San Francisco-Oakland-Fremont, CA [41860]	6	7	0.9%

Flint, MI [22420]	6	6	0.9%
Canton-Massillon, OH [15940]	6	6	0.9%
San Antonio, TX [41700]	6	4	0.9%
Lancaster, PA [29540]	5	12	0.8%
Iowa City, IA [26980]	5	5	0.8%
Elkhart-Goshen, IN [21140]	5	5	0.8%
Gainesville, GA [23580]	5	5	0.8%
San Diego-Carlsbad-San Marcos, CA [41740]	5	5	0.8%
Muskegon-Norton Shores, MI [34740]	5	5	0.8%
Charlotte-Gastonia-Concord, NC-SC [16740]	5	5	0.8%
Cedar Rapids, IA [16300]	5	4	0.8%
Minneapolis-St. Paul-Bloomington, MN-WI [33460]	4	6	0.6%
Denver-Aurora, CO [19740]	4	6	0.6%
Washington-Arlington-Alexandria, DC-VA-MD-WV [47900]	4	5	0.6%
Racine, WI [39540]	4	4	0.6%
Salt Lake City, UT [41620]	4	4	0.6%
Spartanburg, SC [43900]	4	4	0.6%
South Bend-Mishawaka, IN-MI [43780]	4	4	0.6%
Atlanta-Sandy Springs-Marietta, GA [12060]	4	4	0.6%
Reading, PA [39740]	4	3	0.6%
Laredo, TX [29700]	4	2	0.6%
Birmingham-Hoover, AL [13820]	4	1	0.6%
Richmond, VA [40060]	3	6	0.5%
Cincinnati-Middletown, OH-KY-IN [17140]	3	5	0.5%
Springfield, MA [44140]	3	5	0.5%
Peoria, IL [37900]	3	5	0.5%
Virginia Beach-Norfolk-Newport News, VA-NC [47260]	3	4	0.5%
Janesville, WI [27500]	3	4	0.5%
Nashville-Davidson--Murfreesboro--Franklin, TN [34980]	3	4	0.5%
Tulsa, OK [46140]	3	4	0.5%
Boulder, CO [14500]	3	4	0.5%
Norwich-New London, CT [35980]	3	3	0.5%
Greeley, CO [24540]	3	3	0.5%
Buffalo-Niagara Falls, NY [15380]	3	3	0.5%
San Jose-Sunnyvale-Santa Clara, CA [41940]	3	3	0.5%
College Station-Bryan, TX [17780]	3	2	0.5%
Tyler, TX [46340]	3	2	0.5%
Asheville, NC [11700]	3	2	0.5%
Punta Gorda, FL [39460]	3	1	0.5%
Cape Coral-Fort Myers, FL [15980]	3	1	0.5%
Columbia, SC [17900]	2	5	0.3%
Knoxville, TN [28940]	2	3	0.3%
St. Louis, MO-IL [41180]	2	3	0.3%
Durham, NC [20500]	2	3	0.3%
Johnson City, TN [27740]	2	3	0.3%
Lexington-Fayette, KY [30460]	2	3	0.3%
Saginaw-Saginaw Township North, MI [40980]	2	3	0.3%
Tucson, AZ [46060]	2	3	0.3%
Pittsburgh, PA [38300]	2	3	0.3%
Stockton, CA [44700]	2	3	0.3%
Raleigh-Cary, NC [39580]	2	3	0.3%
Kingsport-Bristol-Bristol, TN-VA [28700]	2	3	0.3%
Fort Collins-Loveland, CO [22660]	2	2	0.3%
Yuba City, CA [49700]	2	2	0.3%
State College, PA [44300]	2	2	0.3%
Seattle-Tacoma-Bellevue, WA [42660]	2	2	0.3%
Louisville/Jefferson County, KY-IN [31140]	2	2	0.3%
Baton Rouge, LA [12940]	2	2	0.3%
Albuquerque, NM [10740]	2	2	0.3%
Rockford, IL [40420]	2	2	0.3%
York-Hanover, PA [49620]	2	1	0.3%

> CHUCKS OR SOCKETS [279] - {137} : (55)



Metro Region	Patents	Inventors	% Of Class
Greenville-Mauldin-Easley, SC [24860]	23	8	16.8%
Baltimore-Towson, MD [12580]	18	22	13.1%
Chicago-Naperville-Joliet, IL-IN-WI [16980]	18	18	13.1%
Detroit-Warren-Livonia, MI [19820]	16	14	11.7%
Durham, NC [20500]	7	6	5.1%
Raleigh-Cary, NC [39580]	7	6	5.1%
Flint, MI [22420]	7	3	5.1%
Minneapolis-St. Paul-Bloomington, MN-WI [33460]	7	3	5.1%
San Jose-Sunnyvale-Santa Clara, CA [41940]	6	8	4.4%
Rochester, NY [40380]	5	12	3.6%
San Francisco-Oakland-Fremont, CA [41860]	5	9	3.6%
York-Hanover, PA [49620]	5	5	3.6%
Pittsburgh, PA [38300]	3	5	2.2%
Racine, WI [39540]	3	3	2.2%
Burlington-South Burlington, VT [15540]	2	6	1.5%
Milwaukee-Waukesha-West Allis, WI [33340]	2	2	1.5%
Manchester-Nashua, NH [31700]	2	2	1.5%
Cincinnati-Middletown, OH-KY-IN [17140]	2	2	1.5%
Seattle-Tacoma-Bellevue, WA [42660]	2	2	1.5%

> LAND VEHICLES [280] - {5364} : (233)

Metro Region	Patents	Inventors	% Of Class
Detroit-Warren-Livonia, MI [19820]	1166	1283	21.7%
Chicago-Naperville-Joliet, IL-IN-WI [16980]	252	296	4.7%
Ann Arbor, MI [11460]	237	222	4.4%
Flint, MI [22420]	179	115	3.3%
New York-Northern New Jersey-Long Island, NY-NJ-PA [35620]	166	186	3.1%
Ogden-Clearfield, UT [36260]	144	100	2.7%
Phoenix-Mesa-Scottsdale, AZ [38060]	130	165	2.4%
San Diego-Carlsbad-San Marcos, CA [41740]	127	118	2.4%
San Jose-Sunnyvale-Santa Clara, CA [41940]	121	82	2.3%
Minneapolis-St. Paul-Bloomington, MN-WI [33460]	117	129	2.2%
San Francisco-Oakland-Fremont, CA [41860]	114	101	2.1%
Denver-Aurora, CO [19740]	112	88	2.1%
Columbus, OH [18140]	109	155	2%
Boston-Cambridge-Quincy, MA-NH [14460]	107	109	2%
Atlanta-Sandy Springs-Marietta, GA [12060]	95	78	1.8%
Portland-Vancouver-Beaverton, OR-WA [38900]	94	79	1.8%
Philadelphia-Camden-Wilmington, PA-NJ-DE-MD [37980]	93	83	1.7%
Saginaw-Saginaw Township North, MI [40980]	92	92	1.7%
Dallas-Fort Worth-Arlington, TX [19100]	90	72	1.7%
Miami-Fort Lauderdale-Pompano Beach, FL [33100]	87	82	1.6%
Cincinnati-Middletown, OH-KY-IN [17140]	82	94	1.5%
Cleveland-Elyria-Mentor, OH [17460]	74	97	1.4%
Seattle-Tacoma-Bellevue, WA [42660]	74	79	1.4%
Dayton, OH [19380]	72	82	1.3%
Indianapolis-Carmel, IN [26900]	70	85	1.3%
Reading, PA [39740]	69	38	1.3%
Salt Lake City, UT [41620]	68	65	1.3%
Santa Cruz-Watsonville, CA [42100]	68	39	1.3%
Elkhart-Goshen, IN [21140]	67	63	1.2%
Washington-Arlington-Alexandria, DC-VA-MD-WV [47900]	67	62	1.2%
Riverside-San Bernardino-Ontario, CA [40140]	66	55	1.2%
Milwaukee-Waukesha-West Allis, WI [33340]	65	86	1.2%
South Bend-Mishawaka, IN-MI [43780]	62	72	1.2%
Canton-Massillon, OH [15940]	60	39	1.1%
Boulder, CO [14500]	57	59	1.1%
Tampa-St. Petersburg-Clearwater, FL [45300]	50	57	0.9%

Akron, OH [10420]	50	48	0.9%
Grand Rapids-Wyoming, MI [24340]	46	45	0.9%
Lancaster, PA [29540]	46	32	0.9%
Durham, NC [20500]	45	29	0.8%
Raleigh-Cary, NC [39580]	43	28	0.8%
Houston-Sugar Land-Baytown, TX [26420]	42	44	0.8%
Greensboro-High Point, NC [24660]	42	41	0.8%
Burlington-South Burlington, VT [15540]	42	38	0.8%
Sacramento--Arden-Arcade--Roseville, CA [40900]	40	45	0.7%
Charlotte-Gastonia-Concord, NC-SC [16740]	39	42	0.7%
Kalamazoo-Portage, MI [28020]	38	37	0.7%
Fort Wayne, IN [23060]	36	45	0.7%
Greeley, CO [24540]	35	43	0.7%
Racine, WI [39540]	35	32	0.7%
Omaha-Council Bluffs, NE-IA [36540]	34	29	0.6%
Bridgeport-Stamford-Norwalk, CT [14860]	33	36	0.6%
Pittsburgh, PA [38300]	32	37	0.6%
Provo-Orem, UT [39340]	32	28	0.6%
Las Vegas-Paradise, NV [29820]	30	21	0.6%
Tulsa, OK [46140]	29	21	0.5%
Muskegon-Norton Shores, MI [34740]	27	27	0.5%
Fort Collins-Loveland, CO [22660]	26	29	0.5%
Oxnard-Thousand Oaks-Ventura, CA [37100]	26	20	0.5%
Birmingham-Hoover, AL [13820]	25	16	0.5%
Austin-Round Rock, TX [12420]	24	28	0.4%
Madison, WI [31540]	24	26	0.4%
Lincoln, NE [30700]	24	14	0.4%
Salinas, CA [41500]	24	11	0.4%
Appleton, WI [11540]	23	24	0.4%
Lakeland, FL [29460]	23	23	0.4%
St. Louis, MO-IL [41180]	23	19	0.4%
Baltimore-Towson, MD [12580]	22	23	0.4%
Winston-Salem, NC [49180]	22	20	0.4%
Springfield, MO [44180]	22	15	0.4%
Knoxville, TN [28940]	21	35	0.4%
Providence-New Bedford-Fall River, RI-MA [39300]	21	24	0.4%
Orlando-Kissimmee, FL [36740]	21	24	0.4%
Toledo, OH [45780]	21	23	0.4%
Virginia Beach-Norfolk-Newport News, VA-NC [47260]	21	21	0.4%
Scranton--Wilkes-Barre, PA [42540]	21	16	0.4%
Waterloo-Cedar Falls, IA [47940]	20	34	0.4%
Buffalo-Niagara Falls, NY [15380]	20	22	0.4%
Oshkosh-Neenah, WI [36780]	19	27	0.4%
Nashville-Davidson--Murfreeseboro--Franklin, TN [34980]	19	24	0.4%
Greenville-Mauldin-Easley, SC [24860]	19	22	0.4%
Fresno, CA [23420]	19	16	0.4%
San Antonio, TX [41700]	19	14	0.4%
Sioux City, IA-NE-SD [43580]	19	9	0.4%
Stockton, CA [44700]	18	15	0.3%
Oklahoma City, OK [36420]	17	15	0.3%
Lansing-East Lansing, MI [29620]	16	19	0.3%
Hartford-West Hartford-East Hartford, CT [25540]	16	16	0.3%
Allentown-Bethlehem-Easton, PA-NJ [10900]	16	16	0.3%
Wichita, KS [48620]	15	23	0.3%
Worcester, MA [49340]	15	20	0.3%
Rochester, NY [40380]	15	17	0.3%
Spartanburg, SC [43900]	15	16	0.3%
Colorado Springs, CO [17820]	15	11	0.3%
Palm Bay-Melbourne-Titusville, FL [37340]	14	16	0.3%
San Luis Obispo-Paso Robles, CA [42020]	14	15	0.3%
Harrisburg-Carlisle, PA [25420]	14	12	0.3%
York-Hanover, PA [49620]	14	9	0.3%
Laredo, TX [29700]	14	9	0.3%
Eau Claire, WI [20740]	13	17	0.2%
Kansas City, MO-KS [28140]	13	14	0.2%

New Haven-Milford, CT [35300]	13	13	0.2%
Bakersfield, CA [12540]	12	14	0.2%
Peoria, IL [37900]	11	18	0.2%
Richmond, VA [40060]	11	15	0.2%
Springfield, MA [44140]	11	13	0.2%
Anchorage, AK [11260]	11	12	0.2%
Cape Coral-Fort Myers, FL [15980]	11	10	0.2%
Reno-Sparks, NV [39900]	11	10	0.2%
Rockford, IL [40420]	11	7	0.2%
Augusta-Richmond County, GA-SC [12260]	10	17	0.2%
Boise City-Nampa, ID [14260]	10	12	0.2%
Yuba City, CA [49700]	10	12	0.2%
Rochester, MN [40340]	10	12	0.2%
Pensacola-Ferry Pass-Brent, FL [37860]	10	12	0.2%
Green Bay, WI [24580]	10	11	0.2%
Jackson, MI [27100]	10	10	0.2%
Santa Rosa-Petaluma, CA [42220]	10	6	0.2%
Davenport-Moline-Rock Island, IA-IL [19340]	9	21	0.2%
Syracuse, NY [45060]	9	12	0.2%
Sioux Falls, SD [43620]	9	11	0.2%
Tucson, AZ [46060]	9	10	0.2%
Vallejo-Fairfield, CA [46700]	9	10	0.2%
Hickory-Lenoir-Morganton, NC [25860]	9	9	0.2%
Manchester-Nashua, NH [31700]	9	9	0.2%
Medford, OR [32780]	9	7	0.2%
Fargo, ND-MN [22020]	8	14	0.1%
New Orleans-Metairie-Kenner, LA [35380]	8	11	0.1%
Eugene-Springfield, OR [21660]	8	11	0.1%
Fayetteville-Springdale-Rogers, AR-MO [22220]	8	8	0.1%
Des Moines-West Des Moines, IA [19780]	7	18	0.1%
Lexington-Fayette, KY [30460]	7	14	0.1%
Huntsville, AL [26620]	7	11	0.1%
Albuquerque, NM [10740]	7	9	0.1%
Longview, TX [30980]	7	8	0.1%
Salem, OR [41420]	7	8	0.1%
Tyler, TX [46340]	7	7	0.1%
Visalia-Porterville, CA [47300]	7	7	0.1%
Memphis, TN-MS-AR [32820]	7	7	0.1%
St. Cloud, MN [41060]	7	6	0.1%
Naples-Marco Island, FL [34940]	7	6	0.1%
Modesto, CA [33700]	7	6	0.1%
Shreveport-Bossier City, LA [43340]	7	3	0.1%
Yakima, WA [49420]	7	3	0.1%
Charleston-North Charleston, SC [16700]	6	12	0.1%
Spokane, WA [44060]	6	9	0.1%
Tallahassee, FL [45220]	6	8	0.1%
Cedar Rapids, IA [16300]	6	7	0.1%
Champaign-Urbana, IL [16580]	6	7	0.1%
Kingsport-Bristol-Bristol, TN-VA [28700]	6	7	0.1%
Louisville/Jefferson County, KY-IN [31140]	6	6	0.1%
Erie, PA [21500]	6	5	0.1%
Las Cruces, NM [29740]	6	5	0.1%
Columbia, MO [17860]	6	2	0.1%
Utica-Rome, NY [46540]	5	8	0.1%
Prescott, AZ [39140]	5	7	0.1%
Portland-South Portland-Biddeford, ME [38860]	5	7	0.1%
Port St. Lucie, FL [38940]	5	7	0.1%
Mobile, AL [33660]	5	6	0.1%
Bellingham, WA [13380]	5	6	0.1%
Deltona-Daytona Beach-Ormond Beach, FL [19660]	5	6	0.1%
Youngstown-Warren-Boardman, OH-PA [49660]	5	5	0.1%
Albany-Schenectady-Troy, NY [10580]	5	5	0.1%
Columbia, SC [17900]	5	5	0.1%
Beaumont-Port Arthur, TX [13140]	5	4	0.1%
Topeka, KS [45820]	5	3	0.1%

Evansville, IN-KY [21780]	4	8	0.1%
Joplin, MO [27900]	4	7	0.1%
Chattanooga, TN-GA [16860]	4	6	0.1%
Wilmington, NC [48900]	4	5	0.1%
Little Rock-North Little Rock-Conway, AR [30780]	4	5	0.1%
Ocala, FL [36100]	4	5	0.1%
Kennewick-Richland-Pasco, WA [28420]	4	5	0.1%
Asheville, NC [11700]	4	4	0.1%
Myrtle Beach-Conway-North Myrtle Beach, SC [34820]	4	4	0.1%
Jackson, MS [27140]	4	4	0.1%
Duluth, MN-WI [20260]	4	4	0.1%
Bend, OR [13460]	4	4	0.1%
Bremerton-Silverdale, WA [14740]	4	4	0.1%
Baton Rouge, LA [12940]	4	4	0.1%
Charlottesville, VA [16820]	4	4	0.1%
Binghamton, NY [13780]	4	4	0.1%
Killeen-Temple-Fort Hood, TX [28660]	4	3	0.1%
Jacksonville, FL [27260]	3	6	0.1%
Panama City-Lynn Haven, FL [37460]	3	6	0.1%
Trenton-Ewing, NJ [45940]	3	5	0.1%
Amarillo, TX [11100]	3	5	0.1%
Charleston, WV [16620]	3	5	0.1%
Olympia, WA [36500]	3	3	0.1%
Columbus, GA-AL [17980]	3	3	0.1%
Bloomington, IN [14020]	3	3	0.1%
Burlington, NC [15500]	3	3	0.1%
Iowa City, IA [26980]	3	3	0.1%
Atlantic City, NJ [12100]	3	3	0.1%
Hagerstown-Martinsburg, MD-WV [25180]	3	3	0.1%
Johnson City, TN [27740]	3	3	0.1%
Roanoke, VA [40220]	3	3	0.1%
Montgomery, AL [33860]	3	3	0.1%
Kingston, NY [28740]	3	3	0.1%
Gainesville, GA [23580]	3	1	0.1%
College Station-Bryan, TX [17780]	2	4	0%
Janesville, WI [27500]	2	3	0%
Macon, GA [31420]	2	3	0%
Clarksville, TN-KY [17300]	2	2	0%
El Centro, CA [20940]	2	2	0%
Punta Gorda, FL [39460]	2	2	0%
Savannah, GA [42340]	2	2	0%
El Paso, TX [21340]	2	2	0%
Fort Smith, AR-OK [22900]	2	2	0%
Barnstable Town, MA [12700]	2	2	0%
Huntington-Ashland, WV-KY-OH [26580]	2	2	0%
Gainesville, FL [23540]	2	1	0%
Lake Charles, LA [29340]	2	1	0%
Norwich-New London, CT [35980]	2	1	0%
Brownsville-Harlingen, TX [15180]	2	1	0%
Gulfport-Biloxi, MS [25060]	2	1	0%

> BOOKS, STRIPS, AND LEAVES [281] - {144} : (61)

Metro Region	Patents	Inventors	% Of Class
New York-Northern New Jersey-Long Island, NY-NJ-PA [35620]	17	21	11.8%
Cincinnati-Middletown, OH-KY-IN [17140]	14	19	9.7%
Boston-Cambridge-Quincy, MA-NH [14460]	12	10	8.3%
Atlanta-Sandy Springs-Marietta, GA [12060]	7	12	4.9%
Raleigh-Cary, NC [39580]	7	11	4.9%
Dallas-Fort Worth-Arlington, TX [19100]	7	9	4.9%
Rochester, NY [40380]	7	7	4.9%
Chicago-Naperville-Joliet, IL-IN-WI [16980]	6	14	4.2%

Charlotte-Gastonia-Concord, NC-SC [16740]	6	13	4.2%
San Francisco-Oakland-Fremont, CA [41860]	6	7	4.2%
Washington-Arlington-Alexandria, DC-VA-MD-WV [47900]	6	5	4.2%
Providence-New Bedford-Fall River, RI-MA [39300]	6	3	4.2%
Durham, NC [20500]	5	6	3.5%
Miami-Fort Lauderdale-Pompano Beach, FL [33100]	5	3	3.5%
Philadelphia-Camden-Wilmington, PA-NJ-DE-MD [37980]	4	5	2.8%
Dayton, OH [19380]	4	4	2.8%
Manchester-Nashua, NH [31700]	4	4	2.8%
San Jose-Sunnyvale-Santa Clara, CA [41940]	4	4	2.8%
Spartanburg, SC [43900]	3	6	2.1%
New Haven-Milford, CT [35300]	3	5	2.1%
Nashville-Davidson--Murfreesboro--Franklin, TN [34980]	3	5	2.1%
Bridgeport-Stamford-Norwalk, CT [14860]	3	4	2.1%
Greenville-Mauldin-Easley, SC [24860]	3	4	2.1%
Minneapolis-St. Paul-Bloomington, MN-WI [33460]	3	3	2.1%
Winston-Salem, NC [49180]	2	5	1.4%
Oxnard-Thousand Oaks-Ventura, CA [37100]	2	2	1.4%
Modesto, CA [33700]	2	2	1.4%
Denver-Aurora, CO [19740]	2	2	1.4%
Little Rock-North Little Rock-Conway, AR [30780]	2	2	1.4%
Portland-Vancouver-Beaverton, OR-WA [38900]	2	2	1.4%
Vineland-Millville-Bridgeton, NJ [47220]	2	1	1.4%

> PRINTED MATTER [283] - {190} : (74)

Metro Region	Patents	Inventors	% Of Class
Chicago-Naperville-Joliet, IL-IN-WI [16980]	31	32	16.3%
New York-Northern New Jersey-Long Island, NY-NJ-PA [35620]	18	21	9.5%
Cincinnati-Middletown, OH-KY-IN [17140]	13	16	6.8%
Bridgeport-Stamford-Norwalk, CT [14860]	13	14	6.8%
Dayton, OH [19380]	11	14	5.8%
Miami-Fort Lauderdale-Pompano Beach, FL [33100]	11	9	5.8%
Rochester, NY [40380]	10	14	5.3%
Atlanta-Sandy Springs-Marietta, GA [12060]	9	10	4.7%
Boston-Cambridge-Quincy, MA-NH [14460]	8	10	4.2%
San Jose-Sunnyvale-Santa Clara, CA [41940]	7	7	3.7%
San Francisco-Oakland-Fremont, CA [41860]	7	7	3.7%
Seattle-Tacoma-Bellevue, WA [42660]	6	10	3.2%
Racine, WI [39540]	6	3	3.2%
Riverside-San Bernardino-Ontario, CA [40140]	6	3	3.2%
Milwaukee-Waukesha-West Allis, WI [33340]	5	6	2.6%
Minneapolis-St. Paul-Bloomington, MN-WI [33460]	4	5	2.1%
San Diego-Carlsbad-San Marcos, CA [41740]	4	5	2.1%
Oxnard-Thousand Oaks-Ventura, CA [37100]	4	5	2.1%
Portland-Vancouver-Beaverton, OR-WA [38900]	4	4	2.1%
Laredo, TX [29700]	4	4	2.1%
San Antonio, TX [41700]	4	4	2.1%
Little Rock-North Little Rock-Conway, AR [30780]	4	1	2.1%
Detroit-Warren-Livonia, MI [19820]	3	5	1.6%
St. Louis, MO-IL [41180]	3	4	1.6%
Charlotte-Gastonia-Concord, NC-SC [16740]	3	4	1.6%
Cleveland-Elyria-Mentor, OH [17460]	3	3	1.6%
Philadelphia-Camden-Wilmington, PA-NJ-DE-MD [37980]	3	3	1.6%
Springfield, MA [44140]	3	2	1.6%
Albuquerque, NM [10740]	2	7	1.1%
Santa Rosa-Petaluma, CA [42220]	2	5	1.1%
Manchester-Nashua, NH [31700]	2	4	1.1%
Appleton, WI [11540]	2	3	1.1%
Richmond, VA [40060]	2	2	1.1%
Austin-Round Rock, TX [12420]	2	2	1.1%

Columbus, OH [18140]	2	2	1.1%
Tampa-St. Petersburg-Clearwater, FL [45300]	2	2	1.1%
New Haven-Milford, CT [35300]	2	1	1.1%
Hartford-West Hartford-East Hartford, CT [25540]	2	1	1.1%

> PIPE JOINTS OR COUPLINGS [285] - {1048} : (173)

Metro Region	Patents	Inventors	% Of Class
Houston-Sugar Land-Baytown, TX [26420]	137	143	13.1%
Detroit-Warren-Livonia, MI [19820]	106	116	10.1%
New York-Northern New Jersey-Long Island, NY-NJ-PA [35620]	52	30	5%
Chicago-Naperville-Joliet, IL-IN-WI [16980]	49	54	4.7%
Cleveland-Elyria-Mentor, OH [17460]	42	49	4%
Dallas-Fort Worth-Arlington, TX [19100]	33	30	3.1%
Philadelphia-Camden-Wilmington, PA-NJ-DE-MD [37980]	27	28	2.6%
Akron, OH [10420]	27	24	2.6%
Denver-Aurora, CO [19740]	26	28	2.5%
Boston-Cambridge-Quincy, MA-NH [14460]	24	39	2.3%
Toledo, OH [45780]	23	23	2.2%
Ann Arbor, MI [11460]	23	21	2.2%
Seattle-Tacoma-Bellevue, WA [42660]	21	32	2%
Minneapolis-St. Paul-Bloomington, MN-WI [33460]	21	26	2%
San Francisco-Oakland-Fremont, CA [41860]	21	16	2%
Cincinnati-Middletown, OH-KY-IN [17140]	20	28	1.9%
Allentown-Bethlehem-Easton, PA-NJ [10900]	20	23	1.9%
San Diego-Carlsbad-San Marcos, CA [41740]	19	22	1.8%
Providence-New Bedford-Fall River, RI-MA [39300]	18	15	1.7%
Hartford-West Hartford-East Hartford, CT [25540]	16	20	1.5%
Atlanta-Sandy Springs-Marietta, GA [12060]	16	16	1.5%
Pittsburgh, PA [38300]	15	21	1.4%
St. Louis, MO-IL [41180]	14	13	1.3%
Flint, MI [22420]	14	9	1.3%
Charlotte-Gastonia-Concord, NC-SC [16740]	13	18	1.2%
Greeley, CO [24540]	13	15	1.2%
Bridgeport-Stamford-Norwalk, CT [14860]	12	12	1.1%
New Haven-Milford, CT [35300]	12	5	1.1%
Indianapolis-Carmel, IN [26900]	11	22	1%
South Bend-Mishawaka, IN-MI [43780]	11	11	1%
Oxnard-Thousand Oaks-Ventura, CA [37100]	11	11	1%
Phoenix-Mesa-Scottsdale, AZ [38060]	11	11	1%
Vallejo-Fairfield, CA [46700]	11	9	1%
Sacramento--Arden-Arcade--Roseville, CA [40900]	11	7	1%
Boulder, CO [14500]	10	15	1%
Lafayette, LA [29180]	10	14	1%
Fort Collins-Loveland, CO [22660]	10	12	1%
Columbus, OH [18140]	10	10	1%
Youngstown-Warren-Boardman, OH-PA [49660]	10	8	1%
Memphis, TN-MS-AR [32820]	9	14	0.9%
Oklahoma City, OK [36420]	9	9	0.9%
San Jose-Sunnyvale-Santa Clara, CA [41940]	9	5	0.9%
Tampa-St. Petersburg-Clearwater, FL [45300]	8	9	0.8%
Kalamazoo-Portage, MI [28020]	8	8	0.8%
Riverside-San Bernardino-Ontario, CA [40140]	8	7	0.8%
Birmingham-Hoover, AL [13820]	8	7	0.8%
Manchester-Nashua, NH [31700]	8	7	0.8%
Tulsa, OK [46140]	8	7	0.8%
Salt Lake City, UT [41620]	8	4	0.8%
Dayton, OH [19380]	7	11	0.7%
Nashville-Davidson--Murfreesboro--Franklin, TN [34980]	7	10	0.7%
Portland-Vancouver-Beaverton, OR-WA [38900]	7	9	0.7%
Miami-Fort Lauderdale-Pompano Beach, FL [33100]	7	7	0.7%
Kansas City, MO-KS [28140]	7	6	0.7%

Jackson, MI [27100]	7	6	0.7%
Milwaukee-Waukesha-West Allis, WI [33340]	6	12	0.6%
Elkhart-Goshen, IN [21140]	6	9	0.6%
Wichita, KS [48620]	6	7	0.6%
Colorado Springs, CO [17820]	6	5	0.6%
Rochester, NY [40380]	5	8	0.5%
Raleigh-Cary, NC [39580]	5	8	0.5%
Grand Rapids-Wyoming, MI [24340]	5	7	0.5%
Durham, NC [20500]	5	6	0.5%
Austin-Round Rock, TX [12420]	5	5	0.5%
Fort Wayne, IN [23060]	5	5	0.5%
Rockford, IL [40420]	5	4	0.5%
New Orleans-Metairie-Kenner, LA [35380]	5	3	0.5%
San Antonio, TX [41700]	4	7	0.4%
Worcester, MA [49340]	4	7	0.4%
Erie, PA [21500]	4	6	0.4%
Reno-Sparks, NV [39900]	4	5	0.4%
Midland, TX [33260]	4	4	0.4%
Deltona-Daytona Beach-Ormond Beach, FL [19660]	4	4	0.4%
Cedar Rapids, IA [16300]	4	4	0.4%
Santa Rosa-Petaluma, CA [42220]	4	3	0.4%
Fresno, CA [23420]	4	2	0.4%
Kingston, NY [28740]	4	2	0.4%
Stockton, CA [44700]	4	2	0.4%
Buffalo-Niagara Falls, NY [15380]	3	6	0.3%
Greenville-Mauldin-Easley, SC [24860]	3	6	0.3%
Syracuse, NY [45060]	3	6	0.3%
Omaha-Council Bluffs, NE-IA [36540]	3	6	0.3%
Laredo, TX [29700]	3	6	0.3%
Iowa City, IA [26980]	3	5	0.3%
San Luis Obispo-Paso Robles, CA [42020]	3	5	0.3%
Ocala, FL [36100]	3	5	0.3%
Winston-Salem, NC [49180]	3	5	0.3%
Knoxville, TN [28940]	3	4	0.3%
Ogden-Clearfield, UT [36260]	3	4	0.3%
Springfield, MO [44180]	3	4	0.3%
Rochester, MN [40340]	3	3	0.3%
Tallahassee, FL [45220]	3	3	0.3%
Kennewick-Richland-Pasco, WA [28420]	3	2	0.3%
Lakeland, FL [29460]	3	2	0.3%
Scranton--Wilkes-Barre, PA [42540]	3	2	0.3%
Lancaster, PA [29540]	3	2	0.3%
Cape Coral-Fort Myers, FL [15980]	3	2	0.3%
Bellingham, WA [13380]	3	2	0.3%
Beaumont-Port Arthur, TX [13140]	3	2	0.3%
Lansing-East Lansing, MI [29620]	3	1	0.3%
Greensboro-High Point, NC [24660]	2	7	0.2%
Lincoln, NE [30700]	2	5	0.2%
Saginaw-Saginaw Township North, MI [40980]	2	5	0.2%
Mobile, AL [33660]	2	5	0.2%
Wilmington, NC [48900]	2	4	0.2%
Provo-Orem, UT [39340]	2	4	0.2%
Canton-Massillon, OH [15940]	2	4	0.2%
Lynchburg, VA [31340]	2	4	0.2%
Kingsport-Bristol-Bristol, TN-VA [28700]	2	4	0.2%
Eugene-Springfield, OR [21660]	2	4	0.2%
Springfield, MA [44140]	2	3	0.2%
Port St. Lucie, FL [38940]	2	3	0.2%
Davenport-Moline-Rock Island, IA-IL [19340]	2	3	0.2%
Longview, TX [30980]	2	2	0.2%
Baltimore-Towson, MD [12580]	2	2	0.2%
Jacksonville, FL [27260]	2	2	0.2%
Richmond, VA [40060]	2	2	0.2%
Albany-Schenectady-Troy, NY [10580]	2	2	0.2%
Asheville, NC [11700]	2	2	0.2%

Fayetteville-Springdale-Rogers, AR-MO [22220]	2	2	0.2%
Visalia-Porterville, CA [47300]	2	2	0.2%
Huntsville, AL [26620]	2	2	0.2%
Muskegon-Norton Shores, MI [34740]	2	2	0.2%
College Station-Bryan, TX [17780]	2	2	0.2%
Racine, WI [39540]	2	2	0.2%
Bremerton-Silverdale, WA [14740]	2	2	0.2%
Panama City-Lynn Haven, FL [37460]	2	2	0.2%
Louisville/Jefferson County, KY-IN [31140]	2	1	0.2%
Portland-South Portland-Biddeford, ME [38860]	2	1	0.2%
Waco, TX [47380]	2	1	0.2%
Modesto, CA [33700]	2	1	0.2%
Baton Rouge, LA [12940]	2	1	0.2%

> KNOTS AND KNOT TYING [289] - {34} : (25)

Metro Region	Patents	Inventors	% Of Class
Detroit-Warren-Livonia, MI [19820]	8	3	23.5%
Chicago-Naperville-Joliet, IL-IN-WI [16980]	5	9	14.7%
New York-Northern New Jersey-Long Island, NY-NJ-PA [35620]	5	6	14.7%
Atlanta-Sandy Springs-Marietta, GA [12060]	3	2	8.8%
Houston-Sugar Land-Baytown, TX [26420]	2	2	5.9%
San Francisco-Oakland-Fremont, CA [41860]	2	2	5.9%
Kansas City, MO-KS [28140]	2	2	5.9%

> PRIME-MOVER DYNAMO PLANTS [290] - {1253} : (165)

Metro Region	Patents	Inventors	% Of Class
New York-Northern New Jersey-Long Island, NY-NJ-PA [35620]	74	64	5.9%
San Francisco-Oakland-Fremont, CA [41860]	72	83	5.7%
Albany-Schenectady-Troy, NY [10580]	58	52	4.6%
Boston-Cambridge-Quincy, MA-NH [14460]	56	64	4.5%
Houston-Sugar Land-Baytown, TX [26420]	56	58	4.5%
Detroit-Warren-Livonia, MI [19820]	51	60	4.1%
Chicago-Naperville-Joliet, IL-IN-WI [16980]	48	36	3.8%
San Jose-Sunnyvale-Santa Clara, CA [41940]	47	54	3.8%
Dallas-Fort Worth-Arlington, TX [19100]	44	38	3.5%
Greenville-Mauldin-Easley, SC [24860]	40	41	3.2%
Seattle-Tacoma-Bellevue, WA [42660]	39	45	3.1%
San Diego-Carlsbad-San Marcos, CA [41740]	38	47	3%
Miami-Fort Lauderdale-Pompano Beach, FL [33100]	34	35	2.7%
Phoenix-Mesa-Scottsdale, AZ [38060]	33	40	2.6%
Washington-Arlington-Alexandria, DC-VA-MD-WV [47900]	29	36	2.3%
Oxnard-Thousand Oaks-Ventura, CA [37100]	23	18	1.8%
Ann Arbor, MI [11460]	23	16	1.8%
Philadelphia-Camden-Wilmington, PA-NJ-DE-MD [37980]	22	26	1.8%
Roanoke, VA [40220]	22	24	1.8%
Rockford, IL [40420]	22	22	1.8%
Kansas City, MO-KS [28140]	21	12	1.7%
Indianapolis-Carmel, IN [26900]	19	22	1.5%
Denver-Aurora, CO [19740]	18	17	1.4%
Blacksburg-Christiansburg-Radford, VA [13980]	18	17	1.4%
Milwaukee-Waukesha-West Allis, WI [33340]	16	28	1.3%
Dayton, OH [19380]	16	12	1.3%
Muskegon-Norton Shores, MI [34740]	16	4	1.3%
Cleveland-Elyria-Mentor, OH [17460]	15	10	1.2%
Riverside-San Bernardino-Ontario, CA [40140]	14	20	1.1%
Salt Lake City, UT [41620]	14	12	1.1%



Cincinnati-Middletown, OH-KY-IN [17140]	14	11	1.1%
Portland-Vancouver-Beaverton, OR-WA [38900]	14	11	1.1%
Austin-Round Rock, TX [12420]	13	17	1%
Minneapolis-St. Paul-Bloomington, MN-WI [33460]	13	15	1%
Orlando-Kissimmee, FL [36740]	13	14	1%
Spartanburg, SC [43900]	13	13	1%
Providence-New Bedford-Fall River, RI-MA [39300]	13	11	1%
Cape Coral-Fort Myers, FL [15980]	13	9	1%
Palm Bay-Melbourne-Titusville, FL [37340]	12	20	1%
Hartford-West Hartford-East Hartford, CT [25540]	12	17	1%
Lynchburg, VA [31340]	12	4	1%
Peoria, IL [37900]	11	21	0.9%
Pittsburgh, PA [38300]	11	16	0.9%
Oshkosh-Neenah, WI [36780]	11	14	0.9%
Erie, PA [21500]	11	13	0.9%
Bakersfield, CA [12540]	11	12	0.9%
Tampa-St. Petersburg-Clearwater, FL [45300]	11	10	0.9%
Baltimore-Towson, MD [12580]	11	10	0.9%
Las Vegas-Paradise, NV [29820]	11	8	0.9%
Trenton-Ewing, NJ [45940]	11	7	0.9%
Grand Rapids-Wyoming, MI [24340]	10	7	0.8%
Durham, NC [20500]	9	17	0.7%
Tucson, AZ [46060]	9	16	0.7%
Appleton, WI [11540]	9	12	0.7%
Davenport-Moline-Rock Island, IA-IL [19340]	9	9	0.7%
Columbus, OH [18140]	9	9	0.7%
Sacramento--Arden-Arcade--Roseville, CA [40900]	9	8	0.7%
Port St. Lucie, FL [38940]	9	7	0.7%
Modesto, CA [33700]	9	7	0.7%
Boulder, CO [14500]	9	6	0.7%
Reno-Sparks, NV [39900]	8	5	0.6%
Greeley, CO [24540]	8	5	0.6%
Atlanta-Sandy Springs-Marietta, GA [12060]	7	9	0.6%
Rochester, NY [40380]	7	7	0.6%
Burlington-South Burlington, VT [15540]	6	9	0.5%
St. Louis, MO-IL [41180]	6	8	0.5%
Bremerton-Silverdale, WA [14740]	6	6	0.5%
Virginia Beach-Norfolk-Newport News, VA-NC [47260]	6	6	0.5%
San Antonio, TX [41700]	6	6	0.5%
Albuquerque, NM [10740]	6	5	0.5%
Fort Collins-Loveland, CO [22660]	6	3	0.5%
Raleigh-Cary, NC [39580]	5	9	0.4%
Burlington, NC [15500]	5	7	0.4%
Buffalo-Niagara Falls, NY [15380]	5	7	0.4%
Jacksonville, FL [27260]	5	5	0.4%
Charlotte-Gastonia-Concord, NC-SC [16740]	5	5	0.4%
Portland-South Portland-Biddeford, ME [38860]	5	5	0.4%
Toledo, OH [45780]	5	4	0.4%
Oklahoma City, OK [36420]	5	4	0.4%
Janesville, WI [27500]	5	3	0.4%
Santa Rosa-Petaluma, CA [42220]	5	3	0.4%
Las Cruces, NM [29740]	5	3	0.4%
Manchester-Nashua, NH [31700]	4	6	0.3%
Springfield, MA [44140]	4	6	0.3%
State College, PA [44300]	4	6	0.3%
Spokane, WA [44060]	4	5	0.3%
Racine, WI [39540]	4	5	0.3%
Nashville-Davidson--Murfreesboro--Franklin, TN [34980]	4	5	0.3%
Tulsa, OK [46140]	4	4	0.3%
New Haven-Milford, CT [35300]	4	2	0.3%
El Paso, TX [21340]	4	2	0.3%
Barnstable Town, MA [12700]	4	2	0.3%
Waterloo-Cedar Falls, IA [47940]	4	1	0.3%
Norwich-New London, CT [35980]	3	4	0.2%
Madison, WI [31540]	3	4	0.2%

Des Moines-West Des Moines, IA [19780]	3	4	0.2%
Worcester, MA [49340]	3	3	0.2%
Huntsville, AL [26620]	3	3	0.2%
Knoxville, TN [28940]	3	3	0.2%
Allentown-Bethlehem-Easton, PA-NJ [10900]	3	3	0.2%
Lakeland, FL [29460]	3	3	0.2%
Yuba City, CA [49700]	3	3	0.2%
Lansing-East Lansing, MI [29620]	3	3	0.2%
Jackson, MI [27100]	3	3	0.2%
Pensacola-Ferry Pass-Brent, FL [37860]	3	3	0.2%
Prescott, AZ [39140]	3	2	0.2%
Akron, OH [10420]	3	2	0.2%
Syracuse, NY [45060]	2	7	0.2%
Boise City-Nampa, ID [14260]	2	5	0.2%
Ogden-Clearfield, UT [36260]	2	3	0.2%
San Luis Obispo-Paso Robles, CA [42020]	2	2	0.2%
Harrisburg-Carlisle, PA [25420]	2	2	0.2%
New Orleans-Metairie-Kenner, LA [35380]	2	2	0.2%
Vineland-Millville-Bridgeton, NJ [47220]	2	2	0.2%
Santa Cruz-Watsonville, CA [42100]	2	2	0.2%
Bloomington, IN [14020]	2	2	0.2%
Green Bay, WI [24580]	2	2	0.2%
Asheville, NC [11700]	2	2	0.2%
Laredo, TX [29700]	2	2	0.2%
Naples-Marco Island, FL [34940]	2	2	0.2%
Columbia, MO [17860]	2	2	0.2%
Greensboro-High Point, NC [24660]	2	2	0.2%
Mobile, AL [33660]	2	2	0.2%
Huntington-Ashland, WV-KY-OH [26580]	2	2	0.2%
Charlottesville, VA [16820]	2	1	0.2%
Springfield, MO [44180]	2	1	0.2%
Medford, OR [32780]	2	1	0.2%
Columbia, SC [17900]	2	1	0.2%
Anchorage, AK [11260]	2	1	0.2%
Kalamazoo-Portage, MI [28020]	2	1	0.2%
Tallahassee, FL [45220]	2	1	0.2%
Colorado Springs, CO [17820]	2	1	0.2%

> TRACK SANDERS [291] - {14} : (15)

Metro Region	Patents	Inventors	% Of Class
Erie, PA [21500]	4	7	28.6%
Washington-Arlington-Alexandria, DC-VA-MD-WV [47900]	2	2	14.3%
New York-Northern New Jersey-Long Island, NY-NJ-PA [35620]	2	2	14.3%

> CLOSURE FASTENERS [292] - {1136} : (184)

Metro Region	Patents	Inventors	% Of Class
Detroit-Warren-Livonia, MI [19820]	152	202	13.4%
Chicago-Naperville-Joliet, IL-IN-WI [16980]	94	131	8.3%
New York-Northern New Jersey-Long Island, NY-NJ-PA [35620]	55	48	4.8%
Seattle-Tacoma-Bellevue, WA [42660]	47	71	4.1%
Phoenix-Mesa-Scottsdale, AZ [38060]	39	57	3.4%
Philadelphia-Camden-Wilmington, PA-NJ-DE-MD [37980]	32	52	2.8%
Ann Arbor, MI [11460]	32	26	2.8%
Riverside-San Bernardino-Ontario, CA [40140]	30	29	2.6%
Milwaukee-Waukesha-West Allis, WI [33340]	27	28	2.4%
San Francisco-Oakland-Fremont, CA [41860]	26	32	2.3%
Boston-Cambridge-Quincy, MA-NH [14460]	25	29	2.2%

Houston-Sugar Land-Baytown, TX [26420]	23	37	2%
San Jose-Sunnyvale-Santa Clara, CA [41940]	23	32	2%
Indianapolis-Carmel, IN [26900]	23	31	2%
Minneapolis-St. Paul-Bloomington, MN-WI [33460]	23	23	2%
Columbus, OH [18140]	20	23	1.8%
New Haven-Milford, CT [35300]	20	20	1.8%
Miami-Fort Lauderdale-Pompano Beach, FL [33100]	19	15	1.7%
Cleveland-Elyria-Mentor, OH [17460]	18	21	1.6%
Greensboro-High Point, NC [24660]	17	16	1.5%
Flint, MI [22420]	17	15	1.5%
Rochester, NY [40380]	16	25	1.4%
Atlanta-Sandy Springs-Marietta, GA [12060]	16	22	1.4%
San Diego-Carlsbad-San Marcos, CA [41740]	16	19	1.4%
Colorado Springs, CO [17820]	16	10	1.4%
Dallas-Fort Worth-Arlington, TX [19100]	15	26	1.3%
Oxnard-Thousand Oaks-Ventura, CA [37100]	15	13	1.3%
Akron, OH [10420]	15	9	1.3%
Cincinnati-Middletown, OH-KY-IN [17140]	14	20	1.2%
Waterloo-Cedar Falls, IA [47940]	14	9	1.2%
Portland-Vancouver-Beaverton, OR-WA [38900]	13	20	1.1%
Hartford-West Hartford-East Hartford, CT [25540]	13	18	1.1%
Greenville-Mauldin-Easley, SC [24860]	13	17	1.1%
St. Louis, MO-IL [41180]	12	15	1.1%
Rockford, IL [40420]	11	12	1%
Bridgeport-Stamford-Norwalk, CT [14860]	11	8	1%
Grand Rapids-Wyoming, MI [24340]	10	18	0.9%
Reno-Sparks, NV [39900]	10	13	0.9%
Denver-Aurora, CO [19740]	10	10	0.9%
Tampa-St. Petersburg-Clearwater, FL [45300]	10	10	0.9%
Greeley, CO [24540]	9	10	0.8%
Orlando-Kissimmee, FL [36740]	9	10	0.8%
Racine, WI [39540]	9	9	0.8%
Santa Rosa-Petaluma, CA [42220]	9	9	0.8%
Baltimore-Towson, MD [12580]	8	8	0.7%
Boulder, CO [14500]	8	7	0.7%
Norwich-New London, CT [35980]	8	6	0.7%
Charlotte-Gastonia-Concord, NC-SC [16740]	8	6	0.7%
Knoxville, TN [28940]	7	9	0.6%
Sacramento--Arden-Arcade--Roseville, CA [40900]	7	7	0.6%
Port St. Lucie, FL [38940]	7	5	0.6%
Austin-Round Rock, TX [12420]	6	9	0.5%
Las Vegas-Paradise, NV [29820]	6	9	0.5%
Winston-Salem, NC [49180]	6	7	0.5%
Salem, OR [41420]	6	7	0.5%
Dayton, OH [19380]	6	6	0.5%
Fort Collins-Loveland, CO [22660]	6	6	0.5%
Washington-Arlington-Alexandria, DC-VA-MD-WV [47900]	6	6	0.5%
Nashville-Davidson--Murfreesboro--Franklin, TN [34980]	6	5	0.5%
Lakeland, FL [29460]	6	5	0.5%
Cape Coral-Fort Myers, FL [15980]	6	5	0.5%
Pittsburgh, PA [38300]	6	4	0.5%
Lansing-East Lansing, MI [29620]	6	4	0.5%
Wichita, KS [48620]	5	16	0.4%
Oklahoma City, OK [36420]	5	11	0.4%
Sioux Falls, SD [43620]	5	10	0.4%
Worcester, MA [49340]	5	8	0.4%
Eugene-Springfield, OR [21660]	5	7	0.4%
Fort Wayne, IN [23060]	5	6	0.4%
Salt Lake City, UT [41620]	5	5	0.4%
Columbia, SC [17900]	5	5	0.4%
South Bend-Mishawaka, IN-MI [43780]	5	5	0.4%
Louisville/Jefferson County, KY-IN [31140]	4	6	0.4%
Tulsa, OK [46140]	4	6	0.4%
Toledo, OH [45780]	4	5	0.4%
Scranton--Wilkes-Barre, PA [42540]	4	5	0.4%

Peoria, IL [37900]	4	5	0.4%
Stockton, CA [44700]	4	4	0.4%
Eau Claire, WI [20740]	4	4	0.4%
Saginaw-Saginaw Township North, MI [40980]	4	4	0.4%
Tucson, AZ [46060]	4	4	0.4%
Omaha-Council Bluffs, NE-IA [36540]	4	4	0.4%
Modesto, CA [33700]	4	4	0.4%
Pensacola-Ferry Pass-Brent, FL [37860]	4	3	0.4%
Jacksonville, FL [27260]	4	3	0.4%
Augusta-Richmond County, GA-SC [12260]	4	2	0.4%
Albany-Schenectady-Troy, NY [10580]	3	8	0.3%
Albuquerque, NM [10740]	3	8	0.3%
Spartanburg, SC [43900]	3	7	0.3%
Prescott, AZ [39140]	3	5	0.3%
Lancaster, PA [29540]	3	5	0.3%
Des Moines-West Des Moines, IA [19780]	3	5	0.3%
Reading, PA [39740]	3	4	0.3%
Jackson, MI [27100]	3	4	0.3%
Boise City-Nampa, ID [14260]	3	4	0.3%
Kingsport-Bristol-Bristol, TN-VA [28700]	3	4	0.3%
Durham, NC [20500]	3	4	0.3%
Medford, OR [32780]	3	3	0.3%
Elkhart-Goshen, IN [21140]	3	3	0.3%
Kalamazoo-Portage, MI [28020]	3	3	0.3%
Madison, WI [31540]	3	3	0.3%
Anchorage, AK [11260]	3	3	0.3%
Santa Cruz-Watsonville, CA [42100]	3	3	0.3%
Richmond, VA [40060]	3	3	0.3%
Manchester-Nashua, NH [31700]	3	3	0.3%
Janesville, WI [27500]	3	3	0.3%
Youngstown-Warren-Boardman, OH-PA [49660]	3	2	0.3%
Las Cruces, NM [29740]	3	2	0.3%
Yuba City, CA [49700]	3	2	0.3%
Myrtle Beach-Conway-North Myrtle Beach, SC [34820]	3	2	0.3%
Waco, TX [47380]	3	2	0.3%
El Paso, TX [21340]	3	2	0.3%
Harrisburg-Carlisle, PA [25420]	3	1	0.3%
Rochester, MN [40340]	2	3	0.2%
Gainesville, GA [23580]	2	3	0.2%
Palm Bay-Melbourne-Titusville, FL [37340]	2	3	0.2%
San Luis Obispo-Paso Robles, CA [42020]	2	3	0.2%
Raleigh-Cary, NC [39580]	2	3	0.2%
Fargo, ND-MN [22020]	2	3	0.2%
Muskegon-Norton Shores, MI [34740]	2	3	0.2%
Wilmington, NC [48900]	2	3	0.2%
Providence-New Bedford-Fall River, RI-MA [39300]	2	3	0.2%
Virginia Beach-Norfolk-Newport News, VA-NC [47260]	2	3	0.2%
Memphis, TN-MS-AR [32820]	2	2	0.2%
Bellingham, WA [13380]	2	2	0.2%
Houma-Bayou Cane-Thibodaux, LA [26380]	2	2	0.2%
Corpus Christi, TX [18580]	2	2	0.2%
San Antonio, TX [41700]	2	2	0.2%
Laredo, TX [29700]	2	2	0.2%
Burlington, NC [15500]	2	2	0.2%
Lafayette, LA [29180]	2	2	0.2%
Sioux City, IA-NE-SD [43580]	2	2	0.2%
Roanoke, VA [40220]	2	2	0.2%
Allentown-Bethlehem-Easton, PA-NJ [10900]	2	2	0.2%
Springfield, IL [44100]	2	2	0.2%
Naples-Marco Island, FL [34940]	2	2	0.2%
Amarillo, TX [11100]	2	2	0.2%
Lynchburg, VA [31340]	2	1	0.2%
Cedar Rapids, IA [16300]	2	1	0.2%
Punta Gorda, FL [39460]	2	1	0.2%

## &gt; VEHICLE FENDERS [293] - {228} : (56)

Metro Region	Patents	Inventors	% Of Class
Detroit-Warren-Livonia, MI [19820]	119	145	52.2%
Ann Arbor, MI [11460]	42	35	18.4%
New York-Northern New Jersey-Long Island, NY-NJ-PA [35620]	14	17	6.1%
Muskegon-Norton Shores, MI [34740]	14	4	6.1%
Columbus, OH [18140]	12	23	5.3%
Phoenix-Mesa-Scottsdale, AZ [38060]	8	9	3.5%
San Diego-Carlsbad-San Marcos, CA [41740]	6	3	2.6%
Pittsburgh, PA [38300]	5	5	2.2%
Riverside-San Bernardino-Ontario, CA [40140]	5	4	2.2%
Atlanta-Sandy Springs-Marietta, GA [12060]	4	8	1.8%
Gainesville, GA [23580]	4	7	1.8%
Philadelphia-Camden-Wilmington, PA-NJ-DE-MD [37980]	4	3	1.8%
Grand Rapids-Wyoming, MI [24340]	4	2	1.8%
Greensboro-High Point, NC [24660]	3	4	1.3%
Flint, MI [22420]	3	3	1.3%
San Jose-Sunnyvale-Santa Clara, CA [41940]	2	4	0.9%
Dallas-Fort Worth-Arlington, TX [19100]	2	3	0.9%
Jackson, MI [27100]	2	2	0.9%
Nashville-Davidson--Murfreesboro--Franklin, TN [34980]	2	2	0.9%
Toledo, OH [45780]	2	2	0.9%
Ogden-Clearfield, UT [36260]	2	2	0.9%
Palm Bay-Melbourne-Titusville, FL [37340]	2	1	0.9%
Boston-Cambridge-Quincy, MA-NH [14460]	2	1	0.9%
Oshkosh-Neenah, WI [36780]	2	1	0.9%

## &gt; HANDLING: HAND AND HOIST-LINE IMPLEMENTS [294] - {1851} : (221)

Metro Region	Patents	Inventors	% Of Class
Detroit-Warren-Livonia, MI [19820]	134	179	7.2%
New York-Northern New Jersey-Long Island, NY-NJ-PA [35620]	112	141	6.1%
Chicago-Naperville-Joliet, IL-IN-WI [16980]	85	121	4.6%
San Jose-Sunnyvale-Santa Clara, CA [41940]	81	120	4.4%
San Francisco-Oakland-Fremont, CA [41860]	79	100	4.3%
Houston-Sugar Land-Baytown, TX [26420]	70	104	3.8%
Boston-Cambridge-Quincy, MA-NH [14460]	62	98	3.3%
Dallas-Fort Worth-Arlington, TX [19100]	61	78	3.3%
Seattle-Tacoma-Bellevue, WA [42660]	51	100	2.8%
Minneapolis-St. Paul-Bloomington, MN-WI [33460]	48	64	2.6%
Philadelphia-Camden-Wilmington, PA-NJ-DE-MD [37980]	38	51	2.1%
Phoenix-Mesa-Scottsdale, AZ [38060]	37	65	2%
Columbus, OH [18140]	33	46	1.8%
Atlanta-Sandy Springs-Marietta, GA [12060]	33	44	1.8%
Cleveland-Elyria-Mentor, OH [17460]	32	42	1.7%
Ann Arbor, MI [11460]	32	23	1.7%
Milwaukee-Waukesha-West Allis, WI [33340]	30	37	1.6%
San Diego-Carlsbad-San Marcos, CA [41740]	29	35	1.6%
Cincinnati-Middletown, OH-KY-IN [17140]	28	43	1.5%
Akron, OH [10420]	28	38	1.5%
Hartford-West Hartford-East Hartford, CT [25540]	27	39	1.5%
Riverside-San Bernardino-Ontario, CA [40140]	25	28	1.4%
Rochester, NY [40380]	24	43	1.3%
Denver-Aurora, CO [19740]	24	32	1.3%
Miami-Fort Lauderdale-Pompano Beach, FL [33100]	23	26	1.2%
Oxnard-Thousand Oaks-Ventura, CA [37100]	23	24	1.2%
Portland-Vancouver-Beaverton, OR-WA [38900]	22	36	1.2%
Tampa-St. Petersburg-Clearwater, FL [45300]	22	20	1.2%
Pittsburgh, PA [38300]	21	32	1.1%

St. Louis, MO-IL [41180]	21	23	1.1%
Washington-Arlington-Alexandria, DC-VA-MD-WV [47900]	21	20	1.1%
Orlando-Kissimmee, FL [36740]	19	30	1%
Indianapolis-Carmel, IN [26900]	18	27	1%
Austin-Round Rock, TX [12420]	17	21	0.9%
Baltimore-Towson, MD [12580]	17	18	0.9%
Greenville-Mauldin-Easley, SC [24860]	16	23	0.9%
Lafayette, LA [29180]	16	19	0.9%
New Haven-Milford, CT [35300]	16	18	0.9%
Durham, NC [20500]	15	22	0.8%
Raleigh-Cary, NC [39580]	14	19	0.8%
Santa Cruz-Watsonville, CA [42100]	14	18	0.8%
Fort Wayne, IN [23060]	14	18	0.8%
Grand Rapids-Wyoming, MI [24340]	14	17	0.8%
Palm Bay-Melbourne-Titusville, FL [37340]	13	20	0.7%
Charlotte-Gastonia-Concord, NC-SC [16740]	13	16	0.7%
Providence-New Bedford-Fall River, RI-MA [39300]	13	15	0.7%
Boulder, CO [14500]	12	27	0.6%
Salt Lake City, UT [41620]	12	20	0.6%
Kansas City, MO-KS [28140]	12	20	0.6%
Richmond, VA [40060]	12	16	0.6%
Birmingham-Hoover, AL [13820]	12	15	0.6%
Allentown-Bethlehem-Easton, PA-NJ [10900]	12	15	0.6%
Manchester-Nashua, NH [31700]	12	14	0.6%
Canton-Massillon, OH [15940]	12	13	0.6%
Bridgeport-Stamford-Norwalk, CT [14860]	12	12	0.6%
York-Hanover, PA [49620]	12	10	0.6%
Albany-Schenectady-Troy, NY [10580]	11	18	0.6%
Des Moines-West Des Moines, IA [19780]	11	10	0.6%
Harrisburg-Carlisle, PA [25420]	11	9	0.6%
Dayton, OH [19380]	10	17	0.5%
Provo-Orem, UT [39340]	10	14	0.5%
Flint, MI [22420]	10	11	0.5%
Reading, PA [39740]	10	10	0.5%
Chattanooga, TN-GA [16860]	10	8	0.5%
Greensboro-High Point, NC [24660]	9	13	0.5%
Virginia Beach-Norfolk-Newport News, VA-NC [47260]	9	13	0.5%
Sacramento--Arden-Arcade--Roseville, CA [40900]	9	12	0.5%
Las Vegas-Paradise, NV [29820]	9	9	0.5%
Winston-Salem, NC [49180]	9	7	0.5%
Greeley, CO [24540]	8	21	0.4%
Springfield, MA [44140]	8	13	0.4%
Tulsa, OK [46140]	8	12	0.4%
Peoria, IL [37900]	8	10	0.4%
Portland-South Portland-Biddeford, ME [38860]	8	8	0.4%
Spartanburg, SC [43900]	8	7	0.4%
Omaha-Council Bluffs, NE-IA [36540]	8	7	0.4%
Norwich-New London, CT [35980]	8	7	0.4%
Fort Collins-Loveland, CO [22660]	7	14	0.4%
Lancaster, PA [29540]	7	8	0.4%
Youngstown-Warren-Boardman, OH-PA [49660]	7	8	0.4%
Oshkosh-Neenah, WI [36780]	7	8	0.4%
San Antonio, TX [41700]	7	7	0.4%
Houma-Bayou Cane-Thibodaux, LA [26380]	7	6	0.4%
Jacksonville, FL [27260]	7	5	0.4%
Buffalo-Niagara Falls, NY [15380]	7	5	0.4%
Louisville/Jefferson County, KY-IN [31140]	6	14	0.3%
Toledo, OH [45780]	6	12	0.3%
Bloomington, IN [14020]	6	11	0.3%
Tucson, AZ [46060]	6	10	0.3%
Appleton, WI [11540]	6	8	0.3%
Oklahoma City, OK [36420]	6	8	0.3%
Boise City-Nampa, ID [14260]	6	7	0.3%
Nashville-Davidson--Murfreesboro--Franklin, TN [34980]	6	6	0.3%
Bremerton-Silverdale, WA [14740]	6	6	0.3%

Medford, OR [32780]	6	2	0.3%
Madison, WI [31540]	5	8	0.3%
Syracuse, NY [45060]	5	7	0.3%
South Bend-Mishawaka, IN-MI [43780]	5	7	0.3%
Iowa City, IA [26980]	5	6	0.3%
Augusta-Richmond County, GA-SC [12260]	5	6	0.3%
New Orleans-Metairie-Kenner, LA [35380]	5	6	0.3%
Laredo, TX [29700]	5	5	0.3%
Worcester, MA [49340]	5	5	0.3%
Racine, WI [39540]	5	4	0.3%
Stockton, CA [44700]	5	4	0.3%
Las Cruces, NM [29740]	5	4	0.3%
Yuba City, CA [49700]	5	4	0.3%
Santa Rosa-Petaluma, CA [42220]	4	13	0.2%
Columbus, GA-AL [17980]	4	6	0.2%
Hickory-Lenoir-Morganton, NC [25860]	4	5	0.2%
Ogden-Clearfield, UT [36260]	4	5	0.2%
Evansville, IN-KY [21780]	4	5	0.2%
Rockford, IL [40420]	4	5	0.2%
Deltona-Daytona Beach-Ormond Beach, FL [19660]	4	5	0.2%
Colorado Springs, CO [17820]	4	4	0.2%
Tallahassee, FL [45220]	4	4	0.2%
Lexington-Fayette, KY [30460]	4	4	0.2%
Eau Claire, WI [20740]	4	4	0.2%
Lansing-East Lansing, MI [29620]	4	4	0.2%
Baton Rouge, LA [12940]	4	3	0.2%
Janesville, WI [27500]	4	3	0.2%
El Paso, TX [21340]	4	3	0.2%
Erie, PA [21500]	4	3	0.2%
Gainesville, FL [23540]	4	3	0.2%
Kalamazoo-Portage, MI [28020]	4	3	0.2%
Waco, TX [47380]	4	3	0.2%
Killeen-Temple-Fort Hood, TX [28660]	3	7	0.2%
Joplin, MO [27900]	3	7	0.2%
Wichita, KS [48620]	3	6	0.2%
Blacksburg-Christiansburg-Radford, VA [13980]	3	5	0.2%
Binghamton, NY [13780]	3	5	0.2%
Scranton--Wilkes-Barre, PA [42540]	3	4	0.2%
Cedar Rapids, IA [16300]	3	4	0.2%
Longview, TX [30980]	3	4	0.2%
Knoxville, TN [28940]	3	4	0.2%
Reno-Sparks, NV [39900]	3	3	0.2%
Wilmington, NC [48900]	3	3	0.2%
Savannah, GA [42340]	3	3	0.2%
Panama City-Lynn Haven, FL [37460]	3	3	0.2%
Vallejo-Fairfield, CA [46700]	3	3	0.2%
Columbia, SC [17900]	3	3	0.2%
Elkhart-Goshen, IN [21140]	3	3	0.2%
Duluth, MN-WI [20260]	3	3	0.2%
Jackson, MI [27100]	3	3	0.2%
Lakeland, FL [29460]	3	3	0.2%
Naples-Marco Island, FL [34940]	3	3	0.2%
Waterloo-Cedar Falls, IA [47940]	3	3	0.2%
Cape Coral-Fort Myers, FL [15980]	3	3	0.2%
Bakersfield, CA [12540]	3	3	0.2%
Salinas, CA [41500]	3	3	0.2%
Champaign-Urbana, IL [16580]	3	3	0.2%
Port St. Lucie, FL [38940]	3	2	0.2%
Corpus Christi, TX [18580]	3	2	0.2%
Lake Charles, LA [29340]	3	2	0.2%
Springfield, MO [44180]	3	2	0.2%
College Station-Bryan, TX [17780]	3	1	0.2%
Tyler, TX [46340]	2	8	0.1%
Dover, DE [20100]	2	5	0.1%
Utica-Rome, NY [46540]	2	5	0.1%

Beaumont-Port Arthur, TX [13140]	2	5	0.1%
Anchorage, AK [11260]	2	4	0.1%
Hagerstown-Martinsburg, MD-WV [25180]	2	4	0.1%
Midland, TX [33260]	2	4	0.1%
Albuquerque, NM [10740]	2	4	0.1%
Burlington-South Burlington, VT [15540]	2	3	0.1%
Burlington, NC [15500]	2	3	0.1%
Charleston-North Charleston, SC [16700]	2	3	0.1%
Rochester, MN [40340]	2	3	0.1%
Topeka, KS [45820]	2	3	0.1%
Saginaw-Saginaw Township North, MI [40980]	2	3	0.1%
St. Cloud, MN [41060]	2	2	0.1%
Salem, OR [41420]	2	2	0.1%
Modesto, CA [33700]	2	2	0.1%
Chico, CA [17020]	2	2	0.1%
Spokane, WA [44060]	2	2	0.1%
Merced, CA [32900]	2	2	0.1%
San Luis Obispo-Paso Robles, CA [42020]	2	2	0.1%
Lubbock, TX [31180]	2	2	0.1%
Kingston, NY [28740]	2	2	0.1%
Muskegon-Norton Shores, MI [34740]	2	2	0.1%
Athens-Clarke County, GA [12020]	2	1	0.1%
Eugene-Springfield, OR [21660]	2	1	0.1%

> RAILWAY WHEELS AND AXLES [295] - {857} : (164)

Metro Region	Patents	Inventors	% Of Class
Detroit-Warren-Livonia, MI [19820]	71	110	8.3%
San Jose-Sunnyvale-Santa Clara, CA [41940]	53	73	6.2%
San Francisco-Oakland-Fremont, CA [41860]	50	67	5.8%
New York-Northern New Jersey-Long Island, NY-NJ-PA [35620]	49	56	5.7%
Seattle-Tacoma-Bellevue, WA [42660]	33	50	3.9%
Indianapolis-Carmel, IN [26900]	33	47	3.9%
Chicago-Naperville-Joliet, IL-IN-WI [16980]	32	52	3.7%
Boston-Cambridge-Quincy, MA-NH [14460]	30	40	3.5%
Minneapolis-St. Paul-Bloomington, MN-WI [33460]	27	47	3.2%
San Diego-Carlsbad-San Marcos, CA [41740]	26	43	3%
Albany-Schenectady-Troy, NY [10580]	26	38	3%
Oxnard-Thousand Oaks-Ventura, CA [37100]	25	24	2.9%
Ann Arbor, MI [11460]	25	24	2.9%
Philadelphia-Camden-Wilmington, PA-NJ-DE-MD [37980]	23	27	2.7%
Houston-Sugar Land-Baytown, TX [26420]	22	36	2.6%
Baltimore-Towson, MD [12580]	20	24	2.3%
Phoenix-Mesa-Scottsdale, AZ [38060]	19	35	2.2%
Dallas-Fort Worth-Arlington, TX [19100]	19	24	2.2%
Boulder, CO [14500]	19	24	2.2%
Cincinnati-Middletown, OH-KY-IN [17140]	19	21	2.2%
Hartford-West Hartford-East Hartford, CT [25540]	16	26	1.9%
Fort Collins-Loveland, CO [22660]	15	14	1.8%
Pittsburgh, PA [38300]	14	24	1.6%
Flint, MI [22420]	14	21	1.6%
Denver-Aurora, CO [19740]	14	20	1.6%
Greeley, CO [24540]	14	15	1.6%
Atlanta-Sandy Springs-Marietta, GA [12060]	13	24	1.5%
Bloomington, IN [14020]	13	10	1.5%
Columbus, OH [18140]	12	22	1.4%
Allentown-Bethlehem-Easton, PA-NJ [10900]	12	20	1.4%
Rochester, NY [40380]	12	14	1.4%
Fort Wayne, IN [23060]	12	12	1.4%
Austin-Round Rock, TX [12420]	12	9	1.4%
Portland-Vancouver-Beaverton, OR-WA [38900]	11	10	1.3%
St. Louis, MO-IL [41180]	10	16	1.2%



Riverside-San Bernardino-Ontario, CA [40140]	10	11	1.2%
Manchester-Nashua, NH [31700]	9	10	1.1%
Orlando-Kissimmee, FL [36740]	8	14	0.9%
New Haven-Milford, CT [35300]	8	13	0.9%
Milwaukee-Waukesha-West Allis, WI [33340]	8	12	0.9%
Santa Cruz-Watsonville, CA [42100]	8	10	0.9%
Washington-Arlington-Alexandria, DC-VA-MD-WV [47900]	8	9	0.9%
Cleveland-Elyria-Mentor, OH [17460]	8	9	0.9%
Bridgeport-Stamford-Norwalk, CT [14860]	8	8	0.9%
Raleigh-Cary, NC [39580]	7	14	0.8%
Rockford, IL [40420]	7	9	0.8%
Charlotte-Gastonia-Concord, NC-SC [16740]	7	8	0.8%
Boise City-Nampa, ID [14260]	7	8	0.8%
Tampa-St. Petersburg-Clearwater, FL [45300]	7	6	0.8%
Akron, OH [10420]	6	13	0.7%
Durham, NC [20500]	6	10	0.7%
Palm Bay-Melbourne-Titusville, FL [37340]	6	8	0.7%
State College, PA [44300]	6	7	0.7%
Knoxville, TN [28940]	6	7	0.7%
Nashville-Davidson--Murfreesboro--Franklin, TN [34980]	6	5	0.7%
Vallejo-Fairfield, CA [46700]	6	1	0.7%
Tucson, AZ [46060]	5	12	0.6%
Greenville-Mauldin-Easley, SC [24860]	5	9	0.6%
Cedar Rapids, IA [16300]	5	9	0.6%
Miami-Fort Lauderdale-Pompano Beach, FL [33100]	5	8	0.6%
York-Hanover, PA [49620]	5	4	0.6%
Binghamton, NY [13780]	5	4	0.6%
Canton-Massillon, OH [15940]	4	18	0.5%
Salt Lake City, UT [41620]	4	12	0.5%
Tallahassee, FL [45220]	4	9	0.5%
Burlington-South Burlington, VT [15540]	4	8	0.5%
Iowa City, IA [26980]	4	8	0.5%
Tulsa, OK [46140]	4	8	0.5%
Wichita, KS [48620]	4	7	0.5%
Virginia Beach-Norfolk-Newport News, VA-NC [47260]	4	7	0.5%
Kansas City, MO-KS [28140]	4	6	0.5%
Dayton, OH [19380]	4	5	0.5%
Janesville, WI [27500]	4	5	0.5%
Racine, WI [39540]	4	4	0.5%
Fort Smith, AR-OK [22900]	4	4	0.5%
Syracuse, NY [45060]	4	4	0.5%
Youngstown-Warren-Boardman, OH-PA [49660]	4	4	0.5%
Stockton, CA [44700]	4	2	0.5%
Davenport-Moline-Rock Island, IA-IL [19340]	3	10	0.4%
Toledo, OH [45780]	3	7	0.4%
Florence, SC [22500]	3	6	0.4%
Laredo, TX [29700]	3	5	0.4%
San Antonio, TX [41700]	3	5	0.4%
Norwich-New London, CT [35980]	3	4	0.4%
Saginaw-Saginaw Township North, MI [40980]	3	4	0.4%
Santa Rosa-Petaluma, CA [42220]	3	4	0.4%
Memphis, TN-MS-AR [32820]	3	4	0.4%
Buffalo-Niagara Falls, NY [15380]	3	4	0.4%
Colorado Springs, CO [17820]	3	3	0.4%
Modesto, CA [33700]	3	3	0.4%
Omaha-Council Bluffs, NE-IA [36540]	3	3	0.4%
Louisville/Jefferson County, KY-IN [31140]	3	3	0.4%
Kingsport-Bristol-Bristol, TN-VA [28700]	3	3	0.4%
Bakersfield, CA [12540]	3	2	0.4%
Spokane, WA [44060]	3	2	0.4%
Port St. Lucie, FL [38940]	3	2	0.4%
Gainesville, FL [23540]	2	7	0.2%
Provo-Orem, UT [39340]	2	6	0.2%
Peoria, IL [37900]	2	4	0.2%
Chattanooga, TN-GA [16860]	2	4	0.2%

Erie, PA [21500]	2	4	0.2%
Greensboro-High Point, NC [24660]	2	4	0.2%
Lexington-Fayette, KY [30460]	2	4	0.2%
Savannah, GA [42340]	2	3	0.2%
Spartanburg, SC [43900]	2	3	0.2%
Champaign-Urbana, IL [16580]	2	3	0.2%
Winston-Salem, NC [49180]	2	3	0.2%
Richmond, VA [40060]	2	3	0.2%
Springfield, MA [44140]	2	2	0.2%
Gainesville, GA [23580]	2	2	0.2%
Salinas, CA [41500]	2	2	0.2%
Jacksonville, FL [27260]	2	2	0.2%
St. Cloud, MN [41060]	2	2	0.2%
Providence-New Bedford-Fall River, RI-MA [39300]	2	2	0.2%
Jackson, MI [27100]	2	2	0.2%
Kingston, NY [28740]	2	2	0.2%
Grand Rapids-Wyoming, MI [24340]	2	2	0.2%
Des Moines-West Des Moines, IA [19780]	2	1	0.2%
Billings, MT [13740]	2	1	0.2%

> LAND VEHICLES: BODIES AND TOPS [296] - {4240} : (217)

Metro Region	Patents	Inventors	% Of Class
Detroit-Warren-Livonia, MI [19820]	1493	1802	35.2%
San Jose-Sunnyvale-Santa Clara, CA [41940]	534	512	12.6%
Ann Arbor, MI [11460]	505	393	11.9%
San Francisco-Oakland-Fremont, CA [41860]	273	245	6.4%
Columbus, OH [18140]	225	267	5.3%
Flint, MI [22420]	129	92	3%
Chicago-Naperville-Joliet, IL-IN-WI [16980]	120	135	2.8%
New York-Northern New Jersey-Long Island, NY-NJ-PA [35620]	81	87	1.9%
Riverside-San Bernardino-Ontario, CA [40140]	74	64	1.7%
Minneapolis-St. Paul-Bloomington, MN-WI [33460]	68	89	1.6%
Phoenix-Mesa-Scottsdale, AZ [38060]	58	72	1.4%
Seattle-Tacoma-Bellevue, WA [42660]	55	80	1.3%
Dallas-Fort Worth-Arlington, TX [19100]	55	59	1.3%
South Bend-Mishawaka, IN-MI [43780]	54	58	1.3%
San Diego-Carlsbad-San Marcos, CA [41740]	49	50	1.2%
Atlanta-Sandy Springs-Marietta, GA [12060]	48	58	1.1%
Elkhart-Goshen, IN [21140]	48	48	1.1%
Indianapolis-Carmel, IN [26900]	46	55	1.1%
Akron, OH [10420]	46	38	1.1%
Santa Cruz-Watsonville, CA [42100]	46	24	1.1%
Boston-Cambridge-Quincy, MA-NH [14460]	44	60	1%
Denver-Aurora, CO [19740]	44	52	1%
Omaha-Council Bluffs, NE-IA [36540]	42	31	1%
Grand Rapids-Wyoming, MI [24340]	40	42	0.9%
Washington-Arlington-Alexandria, DC-VA-MD-WV [47900]	39	41	0.9%
Boulder, CO [14500]	38	42	0.9%
Oxnard-Thousand Oaks-Ventura, CA [37100]	34	30	0.8%
Pittsburgh, PA [38300]	33	40	0.8%
Cincinnati-Middletown, OH-KY-IN [17140]	31	43	0.7%
Greeley, CO [24540]	31	36	0.7%
Fort Wayne, IN [23060]	29	44	0.7%
Milwaukee-Waukesha-West Allis, WI [33340]	29	37	0.7%
Cleveland-Elyria-Mentor, OH [17460]	28	38	0.7%
Bridgeport-Stamford-Norwalk, CT [14860]	27	18	0.6%
Fort Collins-Loveland, CO [22660]	26	25	0.6%
Buffalo-Niagara Falls, NY [15380]	25	29	0.6%
Miami-Fort Lauderdale-Pompano Beach, FL [33100]	25	28	0.6%
Durham, NC [20500]	24	30	0.6%
Lincoln, NE [30700]	24	23	0.6%

Canton-Massillon, OH [15940]	24	16	0.6%
Tampa-St. Petersburg-Clearwater, FL [45300]	23	26	0.5%
Augusta-Richmond County, GA-SC [12260]	22	31	0.5%
Peoria, IL [37900]	21	42	0.5%
Kalamazoo-Portage, MI [28020]	21	34	0.5%
Jackson, MI [27100]	21	12	0.5%
Portland-Vancouver-Beaverton, OR-WA [38900]	20	37	0.5%
Philadelphia-Camden-Wilmington, PA-NJ-DE-MD [37980]	20	31	0.5%
Raleigh-Cary, NC [39580]	20	30	0.5%
Palm Bay-Melbourne-Titusville, FL [37340]	20	17	0.5%
Greensboro-High Point, NC [24660]	19	25	0.4%
Allentown-Bethlehem-Easton, PA-NJ [10900]	19	20	0.4%
Greenville-Mauldin-Easley, SC [24860]	19	17	0.4%
Davenport-Moline-Rock Island, IA-IL [19340]	19	16	0.4%
Dayton, OH [19380]	19	16	0.4%
Houston-Sugar Land-Baytown, TX [26420]	18	23	0.4%
Virginia Beach-Norfolk-Newport News, VA-NC [47260]	18	17	0.4%
Charlotte-Gastonia-Concord, NC-SC [16740]	17	19	0.4%
Provo-Orem, UT [39340]	17	17	0.4%
New Haven-Milford, CT [35300]	16	15	0.4%
Toledo, OH [45780]	16	15	0.4%
Wichita, KS [48620]	16	13	0.4%
Orlando-Kissimmee, FL [36740]	16	9	0.4%
Lansing-East Lansing, MI [29620]	15	15	0.4%
Salt Lake City, UT [41620]	15	15	0.4%
Eugene-Springfield, OR [21660]	15	12	0.4%
Modesto, CA [33700]	15	11	0.4%
Baltimore-Towson, MD [12580]	13	19	0.3%
Oklahoma City, OK [36420]	13	16	0.3%
Austin-Round Rock, TX [12420]	13	14	0.3%
Worcester, MA [49340]	12	15	0.3%
Sioux City, IA-NE-SD [43580]	12	5	0.3%
Albany-Schenectady-Troy, NY [10580]	11	19	0.3%
Rochester, NY [40380]	11	19	0.3%
Reading, PA [39740]	11	13	0.3%
Lancaster, PA [29540]	11	13	0.3%
Boise City-Nampa, ID [14260]	11	13	0.3%
Muskegon-Norton Shores, MI [34740]	11	11	0.3%
Saginaw-Saginaw Township North, MI [40980]	11	8	0.3%
St. Louis, MO-IL [41180]	11	7	0.3%
Albuquerque, NM [10740]	10	22	0.2%
Louisville/Jefferson County, KY-IN [31140]	10	10	0.2%
St. Cloud, MN [41060]	10	8	0.2%
Burlington-South Burlington, VT [15540]	9	21	0.2%
Nashville-Davidson--Murfreesboro--Franklin, TN [34980]	9	11	0.2%
Sacramento--Arden-Arcade--Roseville, CA [40900]	9	10	0.2%
Las Vegas-Paradise, NV [29820]	9	10	0.2%
Racine, WI [39540]	9	10	0.2%
Huntsville, AL [26620]	9	7	0.2%
Des Moines-West Des Moines, IA [19780]	9	6	0.2%
Asheville, NC [11700]	8	6	0.2%
Blacksburg-Christiansburg-Radford, VA [13980]	8	5	0.2%
Knoxville, TN [28940]	7	10	0.2%
Lexington-Fayette, KY [30460]	7	10	0.2%
Appleton, WI [11540]	7	8	0.2%
San Antonio, TX [41700]	7	6	0.2%
Providence-New Bedford-Fall River, RI-MA [39300]	7	6	0.2%
Manchester-Nashua, NH [31700]	7	2	0.2%
Oshkosh-Neenah, WI [36780]	6	12	0.1%
Tucson, AZ [46060]	6	11	0.1%
Binghamton, NY [13780]	6	11	0.1%
Kansas City, MO-KS [28140]	6	9	0.1%
New Orleans-Metairie-Kenner, LA [35380]	6	9	0.1%
Tulsa, OK [46140]	6	6	0.1%
Youngstown-Warren-Boardman, OH-PA [49660]	6	6	0.1%

Stockton, CA [44700]	6	6	0.1%
Little Rock-North Little Rock-Conway, AR [30780]	6	5	0.1%
Cape Coral-Fort Myers, FL [15980]	6	4	0.1%
Harrisburg-Carlisle, PA [25420]	6	4	0.1%
Naples-Marco Island, FL [34940]	6	4	0.1%
Fargo, ND-MN [22020]	5	12	0.1%
Ogden-Clearfield, UT [36260]	5	8	0.1%
Eau Claire, WI [20740]	5	7	0.1%
Savannah, GA [42340]	5	7	0.1%
Kingston, NY [28740]	5	7	0.1%
Madison, WI [31540]	5	6	0.1%
Fayetteville-Springdale-Rogers, AR-MO [22220]	5	6	0.1%
Sioux Falls, SD [43620]	5	6	0.1%
Columbia, SC [17900]	5	6	0.1%
Gainesville, GA [23580]	5	6	0.1%
Montgomery, AL [33860]	5	5	0.1%
Winston-Salem, NC [49180]	5	5	0.1%
Tallahassee, FL [45220]	5	5	0.1%
Colorado Springs, CO [17820]	5	5	0.1%
Hartford-West Hartford-East Hartford, CT [25540]	5	4	0.1%
Laredo, TX [29700]	5	4	0.1%
Yuba City, CA [49700]	5	4	0.1%
San Luis Obispo-Paso Robles, CA [42020]	5	3	0.1%
Birmingham-Hoover, AL [13820]	5	3	0.1%
Columbia, MO [17860]	5	2	0.1%
College Station-Bryan, TX [17780]	4	12	0.1%
Rochester, MN [40340]	4	11	0.1%
Waterloo-Cedar Falls, IA [47940]	4	7	0.1%
Chattanooga, TN-GA [16860]	4	5	0.1%
Evansville, IN-KY [21780]	4	5	0.1%
Portland-South Portland-Biddeford, ME [38860]	4	4	0.1%
Richmond, VA [40060]	4	4	0.1%
Hickory-Lenoir-Morganton, NC [25860]	4	4	0.1%
Niles-Benton Harbor, MI [35660]	4	4	0.1%
Jacksonville, FL [27260]	4	4	0.1%
Charlottesville, VA [16820]	4	4	0.1%
Syracuse, NY [45060]	4	4	0.1%
Olympia, WA [36500]	4	3	0.1%
El Paso, TX [21340]	4	2	0.1%
Florence, SC [22500]	4	2	0.1%
Burlington, NC [15500]	4	2	0.1%
Las Cruces, NM [29740]	4	2	0.1%
Bakersfield, CA [12540]	3	7	0.1%
Cedar Rapids, IA [16300]	3	6	0.1%
Bloomington, IN [14020]	3	5	0.1%
Port St. Lucie, FL [38940]	3	4	0.1%
Salem, OR [41420]	3	4	0.1%
Spartanburg, SC [43900]	3	4	0.1%
Springfield, MA [44140]	3	3	0.1%
Terre Haute, IN [45460]	3	3	0.1%
Bremerton-Silverdale, WA [14740]	3	3	0.1%
Charleston, WV [16620]	3	3	0.1%
State College, PA [44300]	3	3	0.1%
Green Bay, WI [24580]	3	3	0.1%
Athens-Clarke County, GA [12020]	3	3	0.1%
Rockford, IL [40420]	3	2	0.1%
Chico, CA [17020]	3	2	0.1%
Salinas, CA [41500]	3	2	0.1%
Prescott, AZ [39140]	3	1	0.1%
Erie, PA [21500]	2	6	0%
Iowa City, IA [26980]	2	5	0%
Bellingham, WA [13380]	2	4	0%
Myrtle Beach-Conway-North Myrtle Beach, SC [34820]	2	3	0%
Tyler, TX [46340]	2	3	0%
Anchorage, AK [11260]	2	3	0%

Norwich-New London, CT [35980]	2	3	0%
Janesville, WI [27500]	2	3	0%
Roanoke, VA [40220]	2	2	0%
Pensacola-Ferry Pass-Brent, FL [37860]	2	2	0%
Kingsport-Bristol-Bristol, TN-VA [28700]	2	2	0%
Jackson, MS [27140]	2	2	0%
Yakima, WA [49420]	2	2	0%
Trenton-Ewing, NJ [45940]	2	2	0%
Baton Rouge, LA [12940]	2	2	0%
Lakeland, FL [29460]	2	2	0%
Monroe, LA [33740]	2	2	0%
Fresno, CA [23420]	2	2	0%
Topeka, KS [45820]	2	2	0%
Reno-Sparks, NV [39900]	2	2	0%
Mobile, AL [33660]	2	2	0%
Champaign-Urbana, IL [16580]	2	2	0%
Santa Rosa-Petaluma, CA [42220]	2	2	0%
Greenville, NC [24780]	2	2	0%
Lake Havasu City-Kingman, AZ [29420]	2	2	0%
Warner Robins, GA [47580]	2	2	0%
Albany, GA [10500]	2	1	0%

> CHAIRS AND SEATS [297] - {2950} : (218)

Metro Region	Patents	Inventors	% Of Class
Detroit-Warren-Livonia, MI [19820]	592	687	20.1%
Ann Arbor, MI [11460]	197	177	6.7%
New York-Northern New Jersey-Long Island, NY-NJ-PA [35620]	161	169	5.5%
Indianapolis-Carmel, IN [26900]	126	97	4.3%
Grand Rapids-Wyoming, MI [24340]	125	98	4.2%
Chicago-Naperville-Joliet, IL-IN-WI [16980]	105	130	3.6%
San Francisco-Oakland-Fremont, CA [41860]	92	117	3.1%
Philadelphia-Camden-Wilmington, PA-NJ-DE-MD [37980]	83	79	2.8%
Boston-Cambridge-Quincy, MA-NH [14460]	81	75	2.7%
San Jose-Sunnyvale-Santa Clara, CA [41940]	79	108	2.7%
Phoenix-Mesa-Scottsdale, AZ [38060]	70	96	2.4%
Columbus, OH [18140]	70	62	2.4%
Winston-Salem, NC [49180]	68	30	2.3%
Reading, PA [39740]	63	34	2.1%
Dallas-Fort Worth-Arlington, TX [19100]	60	69	2%
Minneapolis-St. Paul-Bloomington, MN-WI [33460]	57	59	1.9%
Seattle-Tacoma-Bellevue, WA [42660]	56	78	1.9%
Flint, MI [22420]	54	38	1.8%
Miami-Fort Lauderdale-Pompano Beach, FL [33100]	51	41	1.7%
Lancaster, PA [29540]	51	30	1.7%
Denver-Aurora, CO [19740]	48	41	1.6%
Greensboro-High Point, NC [24660]	45	21	1.5%
Washington-Arlington-Alexandria, DC-VA-MD-WV [47900]	41	40	1.4%
Providence-New Bedford-Fall River, RI-MA [39300]	39	33	1.3%
Portland-Vancouver-Beaverton, OR-WA [38900]	37	43	1.3%
Cleveland-Elyria-Mentor, OH [17460]	37	36	1.3%
Atlanta-Sandy Springs-Marietta, GA [12060]	36	45	1.2%
Boulder, CO [14500]	36	33	1.2%
Riverside-San Bernardino-Ontario, CA [40140]	34	36	1.2%
San Diego-Carlsbad-San Marcos, CA [41740]	33	40	1.1%
Davenport-Moline-Rock Island, IA-IL [19340]	33	31	1.1%
Akron, OH [10420]	31	25	1.1%
Bridgeport-Stamford-Norwalk, CT [14860]	30	23	1%
Dayton, OH [19380]	29	25	1%
Pittsburgh, PA [38300]	28	44	0.9%
Greeley, CO [24540]	28	28	0.9%
Buffalo-Niagara Falls, NY [15380]	27	29	0.9%

Oxnard-Thousand Oaks-Ventura, CA [37100]	27	28	0.9%
Charlotte-Gastonia-Concord, NC-SC [16740]	26	24	0.9%
Hartford-West Hartford-East Hartford, CT [25540]	26	19	0.9%
Cedar Rapids, IA [16300]	25	22	0.8%
Lansing-East Lansing, MI [29620]	25	13	0.8%
Milwaukee-Waukesha-West Allis, WI [33340]	24	35	0.8%
Houston-Sugar Land-Baytown, TX [26420]	24	33	0.8%
Syracuse, NY [45060]	24	12	0.8%
Toledo, OH [45780]	23	20	0.8%
Orlando-Kissimmee, FL [36740]	22	24	0.7%
Fort Collins-Loveland, CO [22660]	22	22	0.7%
Baltimore-Towson, MD [12580]	22	22	0.7%
Cincinnati-Middletown, OH-KY-IN [17140]	20	33	0.7%
Provo-Orem, UT [39340]	20	19	0.7%
Allentown-Bethlehem-Easton, PA-NJ [10900]	20	14	0.7%
St. Louis, MO-IL [41180]	19	18	0.6%
Raleigh-Cary, NC [39580]	19	16	0.6%
Tampa-St. Petersburg-Clearwater, FL [45300]	19	16	0.6%
Albany-Schenectady-Troy, NY [10580]	18	25	0.6%
Colorado Springs, CO [17820]	18	13	0.6%
Louisville/Jefferson County, KY-IN [31140]	18	12	0.6%
Fort Wayne, IN [23060]	17	23	0.6%
Worcester, MA [49340]	17	10	0.6%
Salt Lake City, UT [41620]	16	21	0.5%
Muskegon-Norton Shores, MI [34740]	16	10	0.5%
York-Hanover, PA [49620]	14	15	0.5%
Palm Bay-Melbourne-Titusville, FL [37340]	14	13	0.5%
Elkhart-Goshen, IN [21140]	13	18	0.4%
South Bend-Mishawaka, IN-MI [43780]	13	17	0.4%
Canton-Massillon, OH [15940]	13	14	0.4%
Durham, NC [20500]	13	12	0.4%
Iowa City, IA [26980]	12	8	0.4%
Austin-Round Rock, TX [12420]	11	14	0.4%
Boise City-Nampa, ID [14260]	11	13	0.4%
Ogden-Clearfield, UT [36260]	11	12	0.4%
Nashville-Davidson--Murfreeseboro--Franklin, TN [34980]	11	9	0.4%
Jackson, MI [27100]	11	8	0.4%
Harrisburg-Carlisle, PA [25420]	10	16	0.3%
Reno-Sparks, NV [39900]	10	15	0.3%
Tucson, AZ [46060]	10	14	0.3%
Appleton, WI [11540]	10	13	0.3%
Greenville-Mauldin-Easley, SC [24860]	10	13	0.3%
College Station-Bryan, TX [17780]	10	12	0.3%
Manchester-Nashua, NH [31700]	10	12	0.3%
Kansas City, MO-KS [28140]	9	11	0.3%
Knoxville, TN [28940]	9	10	0.3%
Green Bay, WI [24580]	9	9	0.3%
Santa Cruz-Watsonville, CA [42100]	9	7	0.3%
Binghamton, NY [13780]	8	16	0.3%
Youngstown-Warren-Boardman, OH-PA [49660]	8	16	0.3%
Richmond, VA [40060]	8	13	0.3%
New Orleans-Metairie-Kenner, LA [35380]	8	12	0.3%
Las Vegas-Paradise, NV [29820]	8	10	0.3%
Evansville, IN-KY [21780]	8	9	0.3%
Scranton--Wilkes-Barre, PA [42540]	8	9	0.3%
Wichita, KS [48620]	8	8	0.3%
Birmingham-Hoover, AL [13820]	8	6	0.3%
Albuquerque, NM [10740]	8	5	0.3%
Virginia Beach-Norfolk-Newport News, VA-NC [47260]	8	4	0.3%
Oklahoma City, OK [36420]	7	10	0.2%
Lakeland, FL [29460]	7	7	0.2%
Joplin, MO [27900]	7	7	0.2%
Salem, OR [41420]	7	5	0.2%
Topeka, KS [45820]	7	4	0.2%
Kalamazoo-Portage, MI [28020]	7	4	0.2%

Rochester, NY [40380]	6	9	0.2%
Sacramento--Arden-Arcade--Roseville, CA [40900]	6	8	0.2%
San Antonio, TX [41700]	6	7	0.2%
Omaha-Council Bluffs, NE-IA [36540]	6	7	0.2%
Wilmington, NC [48900]	6	6	0.2%
Laredo, TX [29700]	6	6	0.2%
Bloomington, IN [14020]	6	5	0.2%
Naples-Marco Island, FL [34940]	6	4	0.2%
Port St. Lucie, FL [38940]	5	7	0.2%
Erie, PA [21500]	5	6	0.2%
Jacksonville, FL [27260]	5	6	0.2%
Yuba City, CA [49700]	5	5	0.2%
Hickory-Lenoir-Morganton, NC [25860]	5	5	0.2%
Columbia, SC [17900]	5	4	0.2%
Racine, WI [39540]	5	4	0.2%
Columbia, MO [17860]	5	3	0.2%
Peoria, IL [37900]	4	11	0.1%
Modesto, CA [33700]	4	5	0.1%
Stockton, CA [44700]	4	5	0.1%
Charleston-North Charleston, SC [16700]	4	5	0.1%
New Haven-Milford, CT [35300]	4	5	0.1%
Deltona-Daytona Beach-Ormond Beach, FL [19660]	4	4	0.1%
Visalia-Porterville, CA [47300]	4	4	0.1%
St. Cloud, MN [41060]	4	4	0.1%
Huntsville, AL [26620]	4	4	0.1%
Atlantic City, NJ [12100]	4	4	0.1%
Olympia, WA [36500]	4	4	0.1%
Memphis, TN-MS-AR [32820]	4	4	0.1%
Cape Coral-Fort Myers, FL [15980]	4	4	0.1%
Fayetteville, NC [22180]	4	3	0.1%
San Luis Obispo-Paso Robles, CA [42020]	4	3	0.1%
Saginaw-Saginaw Township North, MI [40980]	4	3	0.1%
Tulsa, OK [46140]	4	3	0.1%
Portland-South Portland-Biddeford, ME [38860]	3	5	0.1%
Chattanooga, TN-GA [16860]	3	5	0.1%
Las Cruces, NM [29740]	3	5	0.1%
Killeen-Temple-Fort Hood, TX [28660]	3	4	0.1%
Asheville, NC [11700]	3	4	0.1%
Montgomery, AL [33860]	3	3	0.1%
Panama City-Lynn Haven, FL [37460]	3	3	0.1%
Greenville, NC [24780]	3	3	0.1%
Pensacola-Ferry Pass-Brent, FL [37860]	3	3	0.1%
Lafayette, LA [29180]	3	3	0.1%
Bremerton-Silverdale, WA [14740]	3	3	0.1%
Tyler, TX [46340]	3	2	0.1%
Eau Claire, WI [20740]	3	2	0.1%
Ocala, FL [36100]	3	2	0.1%
Bellingham, WA [13380]	2	5	0.1%
Oshkosh-Neenah, WI [36780]	2	5	0.1%
Little Rock-North Little Rock-Conway, AR [30780]	2	4	0.1%
Burlington-South Burlington, VT [15540]	2	4	0.1%
Rockford, IL [40420]	2	4	0.1%
Springfield, IL [44100]	2	4	0.1%
Spartanburg, SC [43900]	2	4	0.1%
Springfield, MO [44180]	2	4	0.1%
Vallejo-Fairfield, CA [46700]	2	3	0.1%
El Paso, TX [21340]	2	3	0.1%
Vineland-Millville-Bridgeton, NJ [47220]	2	3	0.1%
Hagerstown-Martinsburg, MD-WV [25180]	2	3	0.1%
Waterloo-Cedar Falls, IA [47940]	2	3	0.1%
Blacksburg-Christiansburg-Radford, VA [13980]	2	3	0.1%
Jackson, MS [27140]	2	3	0.1%
Roanoke, VA [40220]	2	3	0.1%
Lincoln, NE [30700]	2	3	0.1%
Kingston, NY [28740]	2	3	0.1%

Madison, WI [31540]	2	2	0.1%
Savannah, GA [42340]	2	2	0.1%
Chico, CA [17020]	2	2	0.1%
Rochester, MN [40340]	2	2	0.1%
Anchorage, AK [11260]	2	2	0.1%
Kingsport-Bristol-Bristol, TN-VA [28700]	2	2	0.1%
Des Moines-West Des Moines, IA [19780]	2	2	0.1%
Santa Rosa-Petaluma, CA [42220]	2	2	0.1%
Charlottesville, VA [16820]	2	2	0.1%
Barnstable Town, MA [12700]	2	1	0.1%
State College, PA [44300]	2	1	0.1%
Lexington-Fayette, KY [30460]	2	1	0.1%

> LAND VEHICLES: DUMPING [298] - {2201} : (199)

Metro Region	Patents	Inventors	% Of Class
San Jose-Sunnyvale-Santa Clara, CA [41940]	201	276	9.1%
Detroit-Warren-Livonia, MI [19820]	154	212	7%
San Francisco-Oakland-Fremont, CA [41860]	141	185	6.4%
Phoenix-Mesa-Scottsdale, AZ [38060]	113	205	5.1%
New York-Northern New Jersey-Long Island, NY-NJ-PA [35620]	100	127	4.5%
Chicago-Naperville-Joliet, IL-IN-WI [16980]	79	125	3.6%
Cincinnati-Middletown, OH-KY-IN [17140]	67	131	3%
Dallas-Fort Worth-Arlington, TX [19100]	66	72	3%
Seattle-Tacoma-Bellevue, WA [42660]	65	113	3%
Boise City-Nampa, ID [14260]	64	67	2.9%
Portland-Vancouver-Beaverton, OR-WA [38900]	62	106	2.8%
Hartford-West Hartford-East Hartford, CT [25540]	61	89	2.8%
Binghamton, NY [13780]	60	93	2.7%
Boston-Cambridge-Quincy, MA-NH [14460]	57	97	2.6%
Minneapolis-St. Paul-Bloomington, MN-WI [33460]	54	72	2.5%
Ann Arbor, MI [11460]	50	65	2.3%
San Diego-Carlsbad-San Marcos, CA [41740]	46	64	2.1%
Raleigh-Cary, NC [39580]	46	48	2.1%
Philadelphia-Camden-Wilmington, PA-NJ-DE-MD [37980]	44	60	2%
Rochester, NY [40380]	43	63	2%
Durham, NC [20500]	42	44	1.9%
Greenville-Mauldin-Easley, SC [24860]	38	63	1.7%
Houston-Sugar Land-Baytown, TX [26420]	37	61	1.7%
Albany-Schenectady-Troy, NY [10580]	37	48	1.7%
Modesto, CA [33700]	36	23	1.6%
Palm Bay-Melbourne-Titusville, FL [37340]	32	47	1.5%
Santa Cruz-Watsonville, CA [42100]	32	36	1.5%
Austin-Round Rock, TX [12420]	29	64	1.3%
Orlando-Kissimmee, FL [36740]	29	40	1.3%
Akron, OH [10420]	28	36	1.3%
Providence-New Bedford-Fall River, RI-MA [39300]	24	29	1.1%
Dayton, OH [19380]	23	25	1%
Denver-Aurora, CO [19740]	23	25	1%
Boulder, CO [14500]	23	20	1%
Milwaukee-Waukesha-West Allis, WI [33340]	22	29	1%
Baltimore-Towson, MD [12580]	21	35	1%
Cleveland-Elyria-Mentor, OH [17460]	21	33	1%
Indianapolis-Carmel, IN [26900]	21	33	1%
Atlanta-Sandy Springs-Marietta, GA [12060]	21	26	1%
Greeley, CO [24540]	19	22	0.9%
Riverside-San Bernardino-Ontario, CA [40140]	19	17	0.9%
Kingston, NY [28740]	19	14	0.9%
Norwich-New London, CT [35980]	19	10	0.9%
Grand Rapids-Wyoming, MI [24340]	18	24	0.8%
Oxnard-Thousand Oaks-Ventura, CA [37100]	18	24	0.8%
Flint, MI [22420]	18	20	0.8%



Columbus, OH [18140]	17	26	0.8%
Miami-Fort Lauderdale-Pompano Beach, FL [33100]	17	22	0.8%
Worcester, MA [49340]	17	15	0.8%
Rochester, MN [40340]	16	31	0.7%
Harrisburg-Carlisle, PA [25420]	16	24	0.7%
Sacramento--Arden-Arcade--Roseville, CA [40900]	16	23	0.7%
New Haven-Milford, CT [35300]	16	19	0.7%
Fort Collins-Loveland, CO [22660]	16	18	0.7%
Stockton, CA [44700]	16	8	0.7%
Pittsburgh, PA [38300]	15	17	0.7%
Spartanburg, SC [43900]	15	14	0.7%
Youngstown-Warren-Boardman, OH-PA [49660]	15	11	0.7%
Bridgeport-Stamford-Norwalk, CT [14860]	14	18	0.6%
Canton-Massillon, OH [15940]	14	17	0.6%
Washington-Arlington-Alexandria, DC-VA-MD-WV [47900]	13	21	0.6%
Buffalo-Niagara Falls, NY [15380]	13	16	0.6%
Saginaw-Saginaw Township North, MI [40980]	13	14	0.6%
Syracuse, NY [45060]	13	13	0.6%
Manchester-Nashua, NH [31700]	13	13	0.6%
Richmond, VA [40060]	13	12	0.6%
Peoria, IL [37900]	12	22	0.5%
Allentown-Bethlehem-Easton, PA-NJ [10900]	12	18	0.5%
Virginia Beach-Norfolk-Newport News, VA-NC [47260]	12	16	0.5%
Jackson, MI [27100]	12	16	0.5%
Lexington-Fayette, KY [30460]	11	40	0.5%
Lancaster, PA [29540]	11	23	0.5%
Burlington-South Burlington, VT [15540]	11	23	0.5%
Fort Wayne, IN [23060]	11	19	0.5%
Port St. Lucie, FL [38940]	11	12	0.5%
Racine, WI [39540]	10	18	0.5%
York-Hanover, PA [49620]	10	16	0.5%
Colorado Springs, CO [17820]	10	11	0.5%
Sioux City, IA-NE-SD [43580]	10	4	0.5%
Tucson, AZ [46060]	9	19	0.4%
Tulsa, OK [46140]	9	13	0.4%
Greensboro-High Point, NC [24660]	9	10	0.4%
Salt Lake City, UT [41620]	9	10	0.4%
Winston-Salem, NC [49180]	9	9	0.4%
Salem, OR [41420]	9	6	0.4%
Albuquerque, NM [10740]	8	16	0.4%
Madison, WI [31540]	8	14	0.4%
Toledo, OH [45780]	8	12	0.4%
Provo-Orem, UT [39340]	8	9	0.4%
Pensacola-Ferry Pass-Brent, FL [37860]	8	7	0.4%
San Antonio, TX [41700]	7	12	0.3%
Laredo, TX [29700]	7	10	0.3%
Janesville, WI [27500]	7	9	0.3%
Kalamazoo-Portage, MI [28020]	7	8	0.3%
Trenton-Ewing, NJ [45940]	7	6	0.3%
Reading, PA [39740]	7	6	0.3%
Salinas, CA [41500]	7	3	0.3%
Louisville/Jefferson County, KY-IN [31140]	6	15	0.3%
Rockford, IL [40420]	6	15	0.3%
Charlotte-Gastonia-Concord, NC-SC [16740]	6	11	0.3%
Kansas City, MO-KS [28140]	6	9	0.3%
Iowa City, IA [26980]	6	9	0.3%
Hickory-Lenoir-Morganton, NC [25860]	6	9	0.3%
Lansing-East Lansing, MI [29620]	6	9	0.3%
Cedar Rapids, IA [16300]	6	9	0.3%
Tampa-St. Petersburg-Clearwater, FL [45300]	6	7	0.3%
Reno-Sparks, NV [39900]	6	7	0.3%
Portland-South Portland-Biddeford, ME [38860]	6	6	0.3%
Asheville, NC [11700]	6	6	0.3%
Nashville-Davidson--Murfreesboro--Franklin, TN [34980]	6	6	0.3%
Yuba City, CA [49700]	6	5	0.3%

South Bend-Mishawaka, IN-MI [43780]	6	3	0.3%
Wichita, KS [48620]	5	22	0.2%
Erie, PA [21500]	5	6	0.2%
St. Louis, MO-IL [41180]	5	5	0.2%
Santa Rosa-Petaluma, CA [42220]	5	5	0.2%
Waco, TX [47380]	5	3	0.2%
Oklahoma City, OK [36420]	4	8	0.2%
Tallahassee, FL [45220]	4	7	0.2%
Gainesville, GA [23580]	4	6	0.2%
Fargo, ND-MN [22020]	4	4	0.2%
Eugene-Springfield, OR [21660]	4	3	0.2%
Vallejo-Fairfield, CA [46700]	4	3	0.2%
Springfield, MO [44180]	4	3	0.2%
Memphis, TN-MS-AR [32820]	3	7	0.1%
Bakersfield, CA [12540]	3	6	0.1%
Fayetteville-Springdale-Rogers, AR-MO [22220]	3	6	0.1%
Waterloo-Cedar Falls, IA [47940]	3	5	0.1%
State College, PA [44300]	3	4	0.1%
Eau Claire, WI [20740]	3	4	0.1%
Bremerton-Silverdale, WA [14740]	3	3	0.1%
Las Vegas-Paradise, NV [29820]	3	3	0.1%
Omaha-Council Bluffs, NE-IA [36540]	3	3	0.1%
Davenport-Moline-Rock Island, IA-IL [19340]	3	3	0.1%
Huntsville, AL [26620]	3	3	0.1%
Charleston-North Charleston, SC [16700]	3	2	0.1%
Appleton, WI [11540]	3	2	0.1%
Oshkosh-Neenah, WI [36780]	3	2	0.1%
Baton Rouge, LA [12940]	3	2	0.1%
Naples-Marco Island, FL [34940]	3	1	0.1%
Lafayette, LA [29180]	2	8	0.1%
Des Moines-West Des Moines, IA [19780]	2	5	0.1%
Springfield, IL [44100]	2	5	0.1%
Charlottesville, VA [16820]	2	4	0.1%
Bloomington, IN [14020]	2	4	0.1%
Evansville, IN-KY [21780]	2	4	0.1%
Lakeland, FL [29460]	2	3	0.1%
Elkhart-Goshen, IN [21140]	2	3	0.1%
Joplin, MO [27900]	2	3	0.1%
Roanoke, VA [40220]	2	2	0.1%
San Luis Obispo-Paso Robles, CA [42020]	2	2	0.1%
Knoxville, TN [28940]	2	2	0.1%
Columbia, SC [17900]	2	2	0.1%
Jackson, MS [27140]	2	2	0.1%
Lynchburg, VA [31340]	2	2	0.1%
Ogden-Clearfield, UT [36260]	2	2	0.1%
St. Cloud, MN [41060]	2	2	0.1%
Utica-Rome, NY [46540]	2	2	0.1%
Lubbock, TX [31180]	2	1	0.1%
Atlantic City, NJ [12100]	2	1	0.1%
Burlington, NC [15500]	2	1	0.1%
McAllen-Edinburg-Mission, TX [32580]	2	1	0.1%

> MINING OR IN SITU DISINTEGRATION OF HARD MATERIAL [299] - {231} : (65)

Metro Region	Patents	Inventors	% Of Class
Provo-Orem, UT [39340]	81	33	35.1%
Kingsport-Bristol-Bristol, TN-VA [28700]	25	9	10.8%
Houston-Sugar Land-Baytown, TX [26420]	11	14	4.8%
Denver-Aurora, CO [19740]	10	3	4.3%
Minneapolis-St. Paul-Bloomington, MN-WI [33460]	9	12	3.9%
Pittsburgh, PA [38300]	9	6	3.9%
Cleveland-Elyria-Mentor, OH [17460]	7	6	3%

Salt Lake City, UT [41620]	5	6	2.2%
Tampa-St. Petersburg-Clearwater, FL [45300]	5	4	2.2%
Santa Rosa-Petaluma, CA [42220]	5	2	2.2%
Akron, OH [10420]	5	2	2.2%
Indianapolis-Carmel, IN [26900]	5	1	2.2%
Wichita, KS [48620]	4	4	1.7%
Phoenix-Mesa-Scottsdale, AZ [38060]	4	4	1.7%
Seattle-Tacoma-Bellevue, WA [42660]	3	13	1.3%
Columbus, OH [18140]	3	6	1.3%
St. Louis, MO-IL [41180]	3	4	1.3%
Washington-Arlington-Alexandria, DC-VA-MD-WV [47900]	3	4	1.3%
Huntington-Ashland, WV-KY-OH [26580]	3	4	1.3%
Milwaukee-Waukesha-West Allis, WI [33340]	3	3	1.3%
Oklahoma City, OK [36420]	3	3	1.3%
San Francisco-Oakland-Fremont, CA [41860]	3	2	1.3%
Lakeland, FL [29460]	3	2	1.3%
Huntsville, AL [26620]	3	2	1.3%
Greeley, CO [24540]	3	2	1.3%
Fort Collins-Loveland, CO [22660]	3	2	1.3%
Richmond, VA [40060]	3	1	1.3%
San Luis Obispo-Paso Robles, CA [42020]	3	1	1.3%
Fayetteville-Springdale-Rogers, AR-MO [22220]	2	3	0.9%
Chicago-Naperville-Joliet, IL-IN-WI [16980]	2	3	0.9%
Miami-Fort Lauderdale-Pompano Beach, FL [33100]	2	2	0.9%
Detroit-Warren-Livonia, MI [19820]	2	2	0.9%
Kansas City, MO-KS [28140]	2	2	0.9%
Nashville-Davidson--Murfreesboro--Franklin, TN [34980]	2	2	0.9%
Charlotte-Gastonia-Concord, NC-SC [16740]	2	2	0.9%
Youngstown-Warren-Boardman, OH-PA [49660]	2	2	0.9%
Baltimore-Towson, MD [12580]	2	2	0.9%
Madison, WI [31540]	2	2	0.9%
St. Cloud, MN [41060]	2	1	0.9%
Boulder, CO [14500]	2	1	0.9%
Sacramento--Arden-Arcade--Roseville, CA [40900]	2	1	0.9%
Louisville/Jefferson County, KY-IN [31140]	2	1	0.9%
Columbia, SC [17900]	2	1	0.9%
Riverside-San Bernardino-Ontario, CA [40140]	2	1	0.9%

> BRUSH, BROOM, AND MOP MAKING [300] - {21} : (22)

Metro Region	Patents	Inventors	% Of Class
Iowa City, IA [26980]	4	3	19%
New York-Northern New Jersey-Long Island, NY-NJ-PA [35620]	3	7	14.3%
Trenton-Ewing, NJ [45940]	3	3	14.3%
Oklahoma City, OK [36420]	2	3	9.5%
Reading, PA [39740]	2	2	9.5%
Philadelphia-Camden-Wilmington, PA-NJ-DE-MD [37980]	2	2	9.5%
Milwaukee-Waukesha-West Allis, WI [33340]	2	1	9.5%
Racine, WI [39540]	2	1	9.5%

> LAND VEHICLES: WHEELS AND AXLES [301] - {595} : (132)

Metro Region	Patents	Inventors	% Of Class
Detroit-Warren-Livonia, MI [19820]	64	90	10.8%
Portland-Vancouver-Beaverton, OR-WA [38900]	28	20	4.7%
New York-Northern New Jersey-Long Island, NY-NJ-PA [35620]	26	32	4.4%
Chicago-Naperville-Joliet, IL-IN-WI [16980]	23	30	3.9%
Seattle-Tacoma-Bellevue, WA [42660]	20	16	3.4%
Atlanta-Sandy Springs-Marietta, GA [12060]	18	18	3%

Boston-Cambridge-Quincy, MA-NH [14460]	18	16	3%
Bridgeport-Stamford-Norwalk, CT [14860]	17	8	2.9%
San Jose-Sunnyvale-Santa Clara, CA [41940]	16	14	2.7%
Hartford-West Hartford-East Hartford, CT [25540]	16	12	2.7%
San Diego-Carlsbad-San Marcos, CA [41740]	15	21	2.5%
Milwaukee-Waukesha-West Allis, WI [33340]	15	13	2.5%
San Francisco-Oakland-Fremont, CA [41860]	14	15	2.4%
Charlotte-Gastonia-Concord, NC-SC [16740]	13	16	2.2%
Ann Arbor, MI [11460]	13	9	2.2%
Cleveland-Elyria-Mentor, OH [17460]	12	16	2%
Philadelphia-Camden-Wilmington, PA-NJ-DE-MD [37980]	11	15	1.8%
Riverside-San Bernardino-Ontario, CA [40140]	11	14	1.8%
Nashville-Davidson--Murfreeseboro--Franklin, TN [34980]	11	12	1.8%
Phoenix-Mesa-Scottsdale, AZ [38060]	10	12	1.7%
Indianapolis-Carmel, IN [26900]	10	10	1.7%
Dallas-Fort Worth-Arlington, TX [19100]	10	9	1.7%
Miami-Fort Lauderdale-Pompano Beach, FL [33100]	10	9	1.7%
Boulder, CO [14500]	10	9	1.7%
Akron, OH [10420]	9	14	1.5%
Minneapolis-St. Paul-Bloomington, MN-WI [33460]	9	11	1.5%
Boise City-Nampa, ID [14260]	9	8	1.5%
Lansing-East Lansing, MI [29620]	9	5	1.5%
Canton-Massillon, OH [15940]	8	11	1.3%
Madison, WI [31540]	8	7	1.3%
Santa Cruz-Watsonville, CA [42100]	8	6	1.3%
South Bend-Mishawaka, IN-MI [43780]	7	18	1.2%
Dayton, OH [19380]	7	9	1.2%
Denver-Aurora, CO [19740]	7	8	1.2%
Grand Rapids-Wyoming, MI [24340]	7	7	1.2%
New Haven-Milford, CT [35300]	7	6	1.2%
Pittsburgh, PA [38300]	7	6	1.2%
Greeley, CO [24540]	7	6	1.2%
Fort Collins-Loveland, CO [22660]	7	6	1.2%
Kingsport-Bristol-Bristol, TN-VA [28700]	7	5	1.2%
Columbus, OH [18140]	6	11	1%
Providence-New Bedford-Fall River, RI-MA [39300]	6	9	1%
Eugene-Springfield, OR [21660]	6	2	1%
Elkhart-Goshen, IN [21140]	5	7	0.8%
Houston-Sugar Land-Baytown, TX [26420]	5	6	0.8%
Duluth, MN-WI [20260]	5	6	0.8%
Baltimore-Towson, MD [12580]	5	5	0.8%
Tampa-St. Petersburg-Clearwater, FL [45300]	5	5	0.8%
Oxnard-Thousand Oaks-Ventura, CA [37100]	5	4	0.8%
Columbia, SC [17900]	5	2	0.8%
Bowling Green, KY [14540]	5	1	0.8%
Cincinnati-Middletown, OH-KY-IN [17140]	4	6	0.7%
Oklahoma City, OK [36420]	4	4	0.7%
Knoxville, TN [28940]	4	3	0.7%
Worcester, MA [49340]	4	3	0.7%
Sacramento--Arden-Arcade--Roseville, CA [40900]	4	2	0.7%
Toledo, OH [45780]	4	2	0.7%
Peoria, IL [37900]	4	2	0.7%
Harrisburg-Carlisle, PA [25420]	4	1	0.7%
Rockford, IL [40420]	3	7	0.5%
Manchester-Nashua, NH [31700]	3	6	0.5%
Palm Bay-Melbourne-Titusville, FL [37340]	3	4	0.5%
Wichita, KS [48620]	3	4	0.5%
Orlando-Kissimmee, FL [36740]	3	3	0.5%
Johnson City, TN [27740]	3	3	0.5%
Salinas, CA [41500]	3	3	0.5%
Bremerton-Silverdale, WA [14740]	3	3	0.5%
St. Louis, MO-IL [41180]	3	3	0.5%
Niles-Benton Harbor, MI [35660]	3	3	0.5%
Salt Lake City, UT [41620]	3	3	0.5%
Provo-Orem, UT [39340]	3	3	0.5%

Birmingham-Hoover, AL [13820]	3	3	0.5%
Davenport-Moline-Rock Island, IA-IL [19340]	2	6	0.3%
Colorado Springs, CO [17820]	2	5	0.3%
Las Vegas-Paradise, NV [29820]	2	4	0.3%
Springfield, MA [44140]	2	4	0.3%
Greenville-Mauldin-Easley, SC [24860]	2	3	0.3%
Tallahassee, FL [45220]	2	3	0.3%
Fort Wayne, IN [23060]	2	3	0.3%
Erie, PA [21500]	2	3	0.3%
Tyler, TX [46340]	2	2	0.3%
Appleton, WI [11540]	2	2	0.3%
Topeka, KS [45820]	2	2	0.3%
Flint, MI [22420]	2	2	0.3%
Chattanooga, TN-GA [16860]	2	2	0.3%
Buffalo-Niagara Falls, NY [15380]	2	2	0.3%
Lancaster, PA [29540]	2	2	0.3%
Salem, OR [41420]	2	2	0.3%
Asheville, NC [11700]	2	2	0.3%
Kansas City, MO-KS [28140]	2	2	0.3%
Visalia-Porterville, CA [47300]	2	2	0.3%
Clarksville, TN-KY [17300]	2	2	0.3%
Green Bay, WI [24580]	2	2	0.3%
Gainesville, GA [23580]	2	2	0.3%
Racine, WI [39540]	2	1	0.3%
Muskegon-Norton Shores, MI [34740]	2	1	0.3%
Durham, NC [20500]	2	1	0.3%
Raleigh-Cary, NC [39580]	2	1	0.3%
Washington-Arlington-Alexandria, DC-VA-MD-WV [47900]	2	1	0.3%

> FLUID-PRESSURE AND ANALOGOUS BRAKE SYSTEMS [303] - {525} : (122)

Metro Region	Patents	Inventors	% Of Class
Detroit-Warren-Livonia, MI [19820]	102	149	19.4%
Ann Arbor, MI [11460]	48	50	9.1%
Chicago-Naperville-Joliet, IL-IN-WI [16980]	47	49	9%
Milwaukee-Waukesha-West Allis, WI [33340]	33	51	6.3%
Dayton, OH [19380]	27	23	5.1%
Cleveland-Elyria-Mentor, OH [17460]	26	28	5%
Cincinnati-Middletown, OH-KY-IN [17140]	25	19	4.8%
Seattle-Tacoma-Bellevue, WA [42660]	25	15	4.8%
Baltimore-Towson, MD [12580]	24	39	4.6%
Flint, MI [22420]	17	13	3.2%
San Francisco-Oakland-Fremont, CA [41860]	12	17	2.3%
York-Hanover, PA [49620]	12	13	2.3%
South Bend-Mishawaka, IN-MI [43780]	11	17	2.1%
Boston-Cambridge-Quincy, MA-NH [14460]	10	20	1.9%
New York-Northern New Jersey-Long Island, NY-NJ-PA [35620]	10	16	1.9%
Palm Bay-Melbourne-Titusville, FL [37340]	10	15	1.9%
San Jose-Sunnyvale-Santa Clara, CA [41940]	9	9	1.7%
Portland-Vancouver-Beaverton, OR-WA [38900]	8	13	1.5%
Niles-Benton Harbor, MI [35660]	8	7	1.5%
Rockford, IL [40420]	6	6	1.1%
Providence-New Bedford-Fall River, RI-MA [39300]	6	5	1.1%
Charlotte-Gastonia-Concord, NC-SC [16740]	6	4	1.1%
Syracuse, NY [45060]	6	3	1.1%
Clarksville, TN-KY [17300]	6	2	1.1%
Fort Wayne, IN [23060]	5	7	1%
Washington-Arlington-Alexandria, DC-VA-MD-WV [47900]	5	7	1%
Spartanburg, SC [43900]	5	6	1%
Canton-Massillon, OH [15940]	5	6	1%
Birmingham-Hoover, AL [13820]	5	5	1%

Bridgeport-Stamford-Norwalk, CT [14860]	5	5	1%
Greenville-Mauldin-Easley, SC [24860]	5	5	1%
Rochester, NY [40380]	4	7	0.8%
Pittsburgh, PA [38300]	4	6	0.8%
Allentown-Bethlehem-Easton, PA-NJ [10900]	4	5	0.8%
Denver-Aurora, CO [19740]	4	4	0.8%
Peoria, IL [37900]	4	4	0.8%
San Diego-Carlsbad-San Marcos, CA [41740]	4	4	0.8%
Phoenix-Mesa-Scottsdale, AZ [38060]	4	4	0.8%
Dallas-Fort Worth-Arlington, TX [19100]	4	4	0.8%
Riverside-San Bernardino-Ontario, CA [40140]	4	4	0.8%
Lansing-East Lansing, MI [29620]	4	3	0.8%
Jackson, MI [27100]	4	3	0.8%
Santa Cruz-Watsonville, CA [42100]	4	3	0.8%
Grand Rapids-Wyoming, MI [24340]	4	2	0.8%
Columbus, OH [18140]	3	8	0.6%
Waterloo-Cedar Falls, IA [47940]	3	6	0.6%
Elkhart-Goshen, IN [21140]	3	6	0.6%
Indianapolis-Carmel, IN [26900]	3	5	0.6%
Akron, OH [10420]	3	5	0.6%
Minneapolis-St. Paul-Bloomington, MN-WI [33460]	3	4	0.6%
Salt Lake City, UT [41620]	3	4	0.6%
St. Louis, MO-IL [41180]	3	3	0.6%
Miami-Fort Lauderdale-Pompano Beach, FL [33100]	3	3	0.6%
Kalamazoo-Portage, MI [28020]	3	3	0.6%
Tampa-St. Petersburg-Clearwater, FL [45300]	3	3	0.6%
Orlando-Kissimmee, FL [36740]	3	3	0.6%
Atlanta-Sandy Springs-Marietta, GA [12060]	3	3	0.6%
Wichita, KS [48620]	3	2	0.6%
Hartford-West Hartford-East Hartford, CT [25540]	3	2	0.6%
Utica-Rome, NY [46540]	3	1	0.6%
Bowling Green, KY [14540]	2	5	0.4%
Madison, WI [31540]	2	5	0.4%
Binghamton, NY [13780]	2	4	0.4%
Erie, PA [21500]	2	4	0.4%
Kansas City, MO-KS [28140]	2	4	0.4%
Oxnard-Thousand Oaks-Ventura, CA [37100]	2	4	0.4%
Cape Coral-Fort Myers, FL [15980]	2	3	0.4%
Philadelphia-Camden-Wilmington, PA-NJ-DE-MD [37980]	2	3	0.4%
Augusta-Richmond County, GA-SC [12260]	2	3	0.4%
Salinas, CA [41500]	2	3	0.4%
Greensboro-High Point, NC [24660]	2	2	0.4%
Sacramento--Arden-Arcade--Roseville, CA [40900]	2	2	0.4%
New Haven-Milford, CT [35300]	2	2	0.4%
Worcester, MA [49340]	2	2	0.4%
Winston-Salem, NC [49180]	2	2	0.4%
Charleston-North Charleston, SC [16700]	2	2	0.4%
Appleton, WI [11540]	2	2	0.4%
Reading, PA [39740]	2	2	0.4%
Columbia, SC [17900]	2	2	0.4%
Lexington-Fayette, KY [30460]	2	1	0.4%
Springfield, MO [44180]	2	1	0.4%
Provo-Orem, UT [39340]	2	1	0.4%
Anchorage, AK [11260]	2	1	0.4%
Springfield, MA [44140]	2	1	0.4%

-----  
Metro Region Patents Inventors % Of Class  
-----

> WHEEL SUBSTITUTES FOR LAND VEHICLES [305] - {141} : (53)

Metro Region	Patents	Inventors	% Of Class
Peoria, IL [37900]	42	63	29.8%
New Haven-Milford, CT [35300]	16	21	11.3%
Boston-Cambridge-Quincy, MA-NH [14460]	11	14	7.8%
Bridgeport-Stamford-Norwalk, CT [14860]	11	9	7.8%
Chicago-Naperville-Joliet, IL-IN-WI [16980]	10	15	7.1%
Milwaukee-Waukesha-West Allis, WI [33340]	6	8	4.3%
Hartford-West Hartford-East Hartford, CT [25540]	4	4	2.8%
Cleveland-Elyria-Mentor, OH [17460]	4	4	2.8%
Akron, OH [10420]	3	10	2.1%
Waterloo-Cedar Falls, IA [47940]	3	7	2.1%
Phoenix-Mesa-Scottsdale, AZ [38060]	3	5	2.1%
Spokane, WA [44060]	3	2	2.1%
Fargo, ND-MN [22020]	3	2	2.1%
Kansas City, MO-KS [28140]	3	1	2.1%
Baltimore-Towson, MD [12580]	2	5	1.4%
Canton-Massillon, OH [15940]	2	3	1.4%
Medford, OR [32780]	2	3	1.4%
Philadelphia-Camden-Wilmington, PA-NJ-DE-MD [37980]	2	3	1.4%
Iowa City, IA [26980]	2	2	1.4%
Durham, NC [20500]	2	2	1.4%
Raleigh-Cary, NC [39580]	2	2	1.4%
Cedar Rapids, IA [16300]	2	2	1.4%
San Diego-Carlsbad-San Marcos, CA [41740]	2	2	1.4%
Charlottesville, VA [16820]	2	1	1.4%
Davenport-Moline-Rock Island, IA-IL [19340]	2	1	1.4%
Evansville, IN-KY [21780]	2	1	1.4%

> ELECTRICAL TRANSMISSION OR INTERCONNECTION SYSTEMS [307] - {2021} : (182)

Metro Region	Patents	Inventors	% Of Class
San Jose-Sunnyvale-Santa Clara, CA [41940]	220	263	10.9%
Boston-Cambridge-Quincy, MA-NH [14460]	195	181	9.6%
San Francisco-Oakland-Fremont, CA [41860]	161	157	8%
Detroit-Warren-Livonia, MI [19820]	93	136	4.6%
Austin-Round Rock, TX [12420]	85	124	4.2%
Chicago-Naperville-Joliet, IL-IN-WI [16980]	84	110	4.2%
New York-Northern New Jersey-Long Island, NY-NJ-PA [35620]	80	89	4%
San Diego-Carlsbad-San Marcos, CA [41740]	68	74	3.4%
Albany-Schenectady-Troy, NY [10580]	67	65	3.3%
Raleigh-Cary, NC [39580]	65	96	3.2%
Durham, NC [20500]	62	87	3.1%
Dallas-Fort Worth-Arlington, TX [19100]	61	100	3%
Phoenix-Mesa-Scottsdale, AZ [38060]	54	62	2.7%
Seattle-Tacoma-Bellevue, WA [42660]	53	74	2.6%
Washington-Arlington-Alexandria, DC-VA-MD-WV [47900]	53	43	2.6%
Portland-Vancouver-Beaverton, OR-WA [38900]	50	55	2.5%
Milwaukee-Waukesha-West Allis, WI [33340]	46	59	2.3%
Philadelphia-Camden-Wilmington, PA-NJ-DE-MD [37980]	43	38	2.1%
Houston-Sugar Land-Baytown, TX [26420]	40	58	2%
Ann Arbor, MI [11460]	38	38	1.9%
Atlanta-Sandy Springs-Marietta, GA [12060]	37	55	1.8%
Boulder, CO [14500]	36	26	1.8%
Worcester, MA [49340]	35	24	1.7%
Columbus, OH [18140]	34	44	1.7%
Pittsburgh, PA [38300]	34	37	1.7%
Minneapolis-St. Paul-Bloomington, MN-WI [33460]	30	39	1.5%
Greeley, CO [24540]	29	25	1.4%
Fort Collins-Loveland, CO [22660]	28	22	1.4%
Allentown-Bethlehem-Easton, PA-NJ [10900]	27	34	1.3%
Wichita, KS [48620]	27	5	1.3%

Rockford, IL [40420]	26	28	1.3%
Manchester-Nashua, NH [31700]	23	14	1.1%
Denver-Aurora, CO [19740]	22	21	1.1%
Tucson, AZ [46060]	22	19	1.1%
Riverside-San Bernardino-Ontario, CA [40140]	22	15	1.1%
Grand Rapids-Wyoming, MI [24340]	21	17	1%
Santa Cruz-Watsonville, CA [42100]	21	13	1%
Miami-Fort Lauderdale-Pompano Beach, FL [33100]	20	22	1%
Oxnard-Thousand Oaks-Ventura, CA [37100]	20	17	1%
Modesto, CA [33700]	19	12	0.9%
Cleveland-Elyria-Mentor, OH [17460]	18	24	0.9%
Providence-New Bedford-Fall River, RI-MA [39300]	18	12	0.9%
Kansas City, MO-KS [28140]	18	11	0.9%
Akron, OH [10420]	17	19	0.8%
Santa Rosa-Petaluma, CA [42220]	17	5	0.8%
Reading, PA [39740]	16	10	0.8%
Peoria, IL [37900]	15	33	0.7%
Indianapolis-Carmel, IN [26900]	15	25	0.7%
Blacksburg-Christiansburg-Radford, VA [13980]	15	11	0.7%
Madison, WI [31540]	14	18	0.7%
Hartford-West Hartford-East Hartford, CT [25540]	14	16	0.7%
Rochester, NY [40380]	13	17	0.6%
Roanoke, VA [40220]	13	14	0.6%
Erie, PA [21500]	13	11	0.6%
Sacramento--Arden-Arcade--Roseville, CA [40900]	12	18	0.6%
Palm Bay-Melbourne-Titusville, FL [37340]	12	17	0.6%
Cincinnati-Middletown, OH-KY-IN [17140]	12	12	0.6%
Racine, WI [39540]	12	9	0.6%
Burlington-South Burlington, VT [15540]	11	15	0.5%
Baltimore-Towson, MD [12580]	11	12	0.5%
Tampa-St. Petersburg-Clearwater, FL [45300]	11	11	0.5%
Orlando-Kissimmee, FL [36740]	11	11	0.5%
Reno-Sparks, NV [39900]	11	8	0.5%
Albuquerque, NM [10740]	10	26	0.5%
Bridgeport-Stamford-Norwalk, CT [14860]	10	14	0.5%
Dayton, OH [19380]	10	11	0.5%
Champaign-Urbana, IL [16580]	10	10	0.5%
Huntsville, AL [26620]	9	11	0.4%
Las Vegas-Paradise, NV [29820]	8	8	0.4%
Toledo, OH [45780]	7	11	0.3%
Boise City-Nampa, ID [14260]	7	10	0.3%
Flint, MI [22420]	7	7	0.3%
St. Louis, MO-IL [41180]	7	6	0.3%
New Haven-Milford, CT [35300]	7	5	0.3%
State College, PA [44300]	7	4	0.3%
Charlotte-Gastonia-Concord, NC-SC [16740]	6	10	0.3%
Knoxville, TN [28940]	6	10	0.3%
Niles-Benton Harbor, MI [35660]	6	10	0.3%
Fort Wayne, IN [23060]	6	9	0.3%
San Antonio, TX [41700]	6	8	0.3%
Saginaw-Saginaw Township North, MI [40980]	6	7	0.3%
Bend, OR [13460]	6	7	0.3%
Asheville, NC [11700]	6	6	0.3%
Richmond, VA [40060]	6	6	0.3%
Stockton, CA [44700]	6	4	0.3%
Louisville/Jefferson County, KY-IN [31140]	5	14	0.2%
Colorado Springs, CO [17820]	5	9	0.2%
Tulsa, OK [46140]	5	7	0.2%
Nashville-Davidson--Murfreesboro--Franklin, TN [34980]	5	7	0.2%
Greenville-Mauldin-Easley, SC [24860]	5	6	0.2%
Olympia, WA [36500]	5	4	0.2%
Kennewick-Richland-Pasco, WA [28420]	4	12	0.2%
Rochester, MN [40340]	4	11	0.2%
Lancaster, PA [29540]	4	8	0.2%
Tallahassee, FL [45220]	4	7	0.2%



Canton-Massillon, OH [15940]	4	5	0.2%
Las Cruces, NM [29740]	4	5	0.2%
Yuba City, CA [49700]	4	4	0.2%
Lansing-East Lansing, MI [29620]	4	4	0.2%
Salt Lake City, UT [41620]	4	4	0.2%
Kalamazoo-Portage, MI [28020]	4	3	0.2%
Buffalo-Niagara Falls, NY [15380]	4	2	0.2%
Virginia Beach-Norfolk-Newport News, VA-NC [47260]	3	5	0.1%
Syracuse, NY [45060]	3	4	0.1%
Ocala, FL [36100]	3	4	0.1%
York-Hanover, PA [49620]	3	4	0.1%
Portland-South Portland-Biddeford, ME [38860]	3	4	0.1%
Port St. Lucie, FL [38940]	3	4	0.1%
Provo-Orem, UT [39340]	3	3	0.1%
Laredo, TX [29700]	3	3	0.1%
Norwich-New London, CT [35980]	3	3	0.1%
Columbia, SC [17900]	3	3	0.1%
Janesville, WI [27500]	3	3	0.1%
Deltona-Daytona Beach-Ormond Beach, FL [19660]	3	2	0.1%
South Bend-Mishawaka, IN-MI [43780]	3	2	0.1%
Vallejo-Fairfield, CA [46700]	3	2	0.1%
Birmingham-Hoover, AL [13820]	3	2	0.1%
Elkhart-Goshen, IN [21140]	3	2	0.1%
Jackson, MS [27140]	2	5	0.1%
Appleton, WI [11540]	2	4	0.1%
Oshkosh-Neenah, WI [36780]	2	4	0.1%
Baton Rouge, LA [12940]	2	4	0.1%
Bellingham, WA [13380]	2	4	0.1%
Pensacola-Ferry Pass-Brent, FL [37860]	2	4	0.1%
Topeka, KS [45820]	2	3	0.1%
Greensboro-High Point, NC [24660]	2	3	0.1%
Binghamton, NY [13780]	2	3	0.1%
Kingston, NY [28740]	2	3	0.1%
Fargo, ND-MN [22020]	2	3	0.1%
Greenville, NC [24780]	2	2	0.1%
Lubbock, TX [31180]	2	2	0.1%
Pueblo, CO [39380]	2	2	0.1%
Bremerton-Silverdale, WA [14740]	2	2	0.1%
Spokane, WA [44060]	2	2	0.1%
Shreveport-Bossier City, LA [43340]	2	2	0.1%
Evansville, IN-KY [21780]	2	1	0.1%
Springfield, MA [44140]	2	1	0.1%
Salinas, CA [41500]	2	1	0.1%
Muskegon-Norton Shores, MI [34740]	2	1	0.1%
College Station-Bryan, TX [17780]	2	1	0.1%
Columbia, MO [17860]	2	1	0.1%
Tuscaloosa, AL [46220]	2	1	0.1%
Lynchburg, VA [31340]	2	1	0.1%

> ELECTRICAL GENERATOR OR MOTOR STRUCTURE [310] - {2721} : (184)

Metro Region	Patents	Inventors	% Of Class
San Jose-Sunnyvale-Santa Clara, CA [41940]	239	182	8.8%
San Francisco-Oakland-Fremont, CA [41860]	217	164	8%
Boston-Cambridge-Quincy, MA-NH [14460]	186	207	6.8%
Albany-Schenectady-Troy, NY [10580]	167	186	6.1%
New York-Northern New Jersey-Long Island, NY-NJ-PA [35620]	138	138	5.1%
Detroit-Warren-Livonia, MI [19820]	133	135	4.9%
Indianapolis-Carmel, IN [26900]	92	84	3.4%
Boulder, CO [14500]	77	43	2.8%
Phoenix-Mesa-Scottsdale, AZ [38060]	76	88	2.8%
Ann Arbor, MI [11460]	75	61	2.8%

Seattle-Tacoma-Bellevue, WA [42660]	73	89	2.7%
Chicago-Naperville-Joliet, IL-IN-WI [16980]	65	67	2.4%
Denver-Aurora, CO [19740]	64	40	2.4%
Washington-Arlington-Alexandria, DC-VA-MD-WV [47900]	63	58	2.3%
St. Louis, MO-IL [41180]	59	49	2.2%
Orlando-Kissimmee, FL [36740]	57	78	2.1%
Rockford, IL [40420]	56	46	2.1%
Baltimore-Towson, MD [12580]	53	61	1.9%
San Diego-Carlsbad-San Marcos, CA [41740]	52	60	1.9%
Atlanta-Sandy Springs-Marietta, GA [12060]	50	54	1.8%
Cincinnati-Middletown, OH-KY-IN [17140]	45	51	1.7%
Worcester, MA [49340]	45	30	1.7%
Pittsburgh, PA [38300]	43	39	1.6%
Santa Cruz-Watsonville, CA [42100]	42	31	1.5%
Dallas-Fort Worth-Arlington, TX [19100]	41	47	1.5%
Houston-Sugar Land-Baytown, TX [26420]	40	49	1.5%
Greeley, CO [24540]	40	33	1.5%
Fort Collins-Loveland, CO [22660]	40	32	1.5%
Milwaukee-Waukesha-West Allis, WI [33340]	37	32	1.4%
Palm Bay-Melbourne-Titusville, FL [37340]	36	33	1.3%
Oxnard-Thousand Oaks-Ventura, CA [37100]	36	29	1.3%
Tucson, AZ [46060]	35	36	1.3%
Riverside-San Bernardino-Ontario, CA [40140]	34	16	1.2%
Blacksburg-Christiansburg-Radford, VA [13980]	33	39	1.2%
Hartford-West Hartford-East Hartford, CT [25540]	33	31	1.2%
Minneapolis-St. Paul-Bloomington, MN-WI [33460]	32	41	1.2%
Fort Wayne, IN [23060]	31	38	1.1%
Rochester, NY [40380]	31	37	1.1%
Philadelphia-Camden-Wilmington, PA-NJ-DE-MD [37980]	31	32	1.1%
State College, PA [44300]	30	47	1.1%
Austin-Round Rock, TX [12420]	27	29	1%
Virginia Beach-Norfolk-Newport News, VA-NC [47260]	26	27	1%
Janesville, WI [27500]	26	7	1%
Albuquerque, NM [10740]	25	42	0.9%
Tampa-St. Petersburg-Clearwater, FL [45300]	24	19	0.9%
Reno-Sparks, NV [39900]	24	14	0.9%
Peoria, IL [37900]	23	31	0.8%
Knoxville, TN [28940]	23	11	0.8%
Portland-Vancouver-Beaverton, OR-WA [38900]	21	28	0.8%
Cleveland-Elyria-Mentor, OH [17460]	21	18	0.8%
Dayton, OH [19380]	20	24	0.7%
Colorado Springs, CO [17820]	20	6	0.7%
Greenville-Mauldin-Easley, SC [24860]	19	21	0.7%
Tulsa, OK [46140]	18	32	0.7%
Akron, OH [10420]	18	25	0.7%
Miami-Fort Lauderdale-Pompano Beach, FL [33100]	18	14	0.7%
Yuba City, CA [49700]	18	4	0.7%
Portland-South Portland-Biddeford, ME [38860]	17	8	0.6%
Manchester-Nashua, NH [31700]	16	12	0.6%
Bellingham, WA [13380]	16	3	0.6%
Raleigh-Cary, NC [39580]	15	23	0.6%
New Haven-Milford, CT [35300]	15	14	0.6%
Salinas, CA [41500]	15	6	0.6%
York-Hanover, PA [49620]	14	16	0.5%
Durham, NC [20500]	14	15	0.5%
Madison, WI [31540]	13	14	0.5%
Burlington-South Burlington, VT [15540]	13	10	0.5%
Santa Rosa-Petaluma, CA [42220]	13	10	0.5%
Charlotte-Gastonia-Concord, NC-SC [16740]	12	18	0.4%
Flint, MI [22420]	12	18	0.4%
Providence-New Bedford-Fall River, RI-MA [39300]	12	15	0.4%
Salt Lake City, UT [41620]	12	14	0.4%
Trenton-Ewing, NJ [45940]	12	8	0.4%
Kalamazoo-Portage, MI [28020]	12	4	0.4%
Roanoke, VA [40220]	11	11	0.4%

Sacramento--Arden-Arcade--Roseville, CA [40900]	11	9	0.4%
Provo-Orem, UT [39340]	10	13	0.4%
Oklahoma City, OK [36420]	10	6	0.4%
Canton-Massillon, OH [15940]	9	11	0.3%
Greensboro-High Point, NC [24660]	9	5	0.3%
Richmond, VA [40060]	8	11	0.3%
Syracuse, NY [45060]	8	9	0.3%
Port St. Lucie, FL [38940]	8	6	0.3%
Buffalo-Niagara Falls, NY [15380]	7	9	0.3%
Erie, PA [21500]	7	9	0.3%
Racine, WI [39540]	7	8	0.3%
Norwich-New London, CT [35980]	7	7	0.3%
Fort Smith, AR-OK [22900]	7	7	0.3%
Spartanburg, SC [43900]	7	6	0.3%
Charlottesville, VA [16820]	7	6	0.3%
Jackson, MI [27100]	7	2	0.3%
Winston-Salem, NC [49180]	7	2	0.3%
Huntsville, AL [26620]	6	10	0.2%
Kansas City, MO-KS [28140]	6	8	0.2%
Louisville/Jefferson County, KY-IN [31140]	6	7	0.2%
Davenport-Moline-Rock Island, IA-IL [19340]	6	7	0.2%
Grand Rapids-Wyoming, MI [24340]	6	7	0.2%
Gainesville, FL [23540]	5	9	0.2%
Columbus, OH [18140]	5	6	0.2%
Springfield, MA [44140]	5	6	0.2%
Boise City-Nampa, ID [14260]	5	6	0.2%
Kingsport-Bristol-Bristol, TN-VA [28700]	5	5	0.2%
Salem, OR [41420]	5	5	0.2%
Springfield, MO [44180]	5	5	0.2%
Modesto, CA [33700]	5	5	0.2%
Bridgeport-Stamford-Norwalk, CT [14860]	5	4	0.2%
Fayetteville-Springdale-Rogers, AR-MO [22220]	5	3	0.2%
Lubbock, TX [31180]	5	1	0.2%
College Station-Bryan, TX [17780]	4	8	0.1%
Gainesville, GA [23580]	4	7	0.1%
Fayetteville, NC [22180]	4	5	0.1%
Punta Gorda, FL [39460]	4	3	0.1%
Oshkosh-Neenah, WI [36780]	4	3	0.1%
Harrisburg-Carlisle, PA [25420]	4	3	0.1%
Kennewick-Richland-Pasco, WA [28420]	4	2	0.1%
Saginaw-Saginaw Township North, MI [40980]	3	10	0.1%
Lansing-East Lansing, MI [29620]	3	7	0.1%
Champaign-Urbana, IL [16580]	3	7	0.1%
Nashville-Davidson--Murfreesboro--Franklin, TN [34980]	3	6	0.1%
Ogden-Clearfield, UT [36260]	3	5	0.1%
Bakersfield, CA [12540]	3	4	0.1%
Wichita, KS [48620]	3	3	0.1%
Asheville, NC [11700]	3	3	0.1%
San Antonio, TX [41700]	3	3	0.1%
Memphis, TN-MS-AR [32820]	3	3	0.1%
Topeka, KS [45820]	3	3	0.1%
Barnstable Town, MA [12700]	3	2	0.1%
Binghamton, NY [13780]	3	2	0.1%
Appleton, WI [11540]	3	2	0.1%
Cape Coral-Fort Myers, FL [15980]	3	2	0.1%
Kingston, NY [28740]	3	1	0.1%
Evansville, IN-KY [21780]	2	6	0.1%
Eau Claire, WI [20740]	2	5	0.1%
Elkhart-Goshen, IN [21140]	2	4	0.1%
Allentown-Bethlehem-Easton, PA-NJ [10900]	2	4	0.1%
South Bend-Mishawaka, IN-MI [43780]	2	3	0.1%
El Paso, TX [21340]	2	3	0.1%
Las Cruces, NM [29740]	2	3	0.1%
Spokane, WA [44060]	2	2	0.1%
Atlantic City, NJ [12100]	2	2	0.1%

Las Vegas-Paradise, NV [29820]	2	2	0.1%
Utica-Rome, NY [46540]	2	2	0.1%
Columbia, SC [17900]	2	2	0.1%
Stockton, CA [44700]	2	2	0.1%
Vallejo-Fairfield, CA [46700]	2	2	0.1%
Visalia-Porterville, CA [47300]	2	1	0.1%
Lakeland, FL [29460]	2	1	0.1%
Youngstown-Warren-Boardman, OH-PA [49660]	2	1	0.1%
Augusta-Richmond County, GA-SC [12260]	2	1	0.1%
Joplin, MO [27900]	2	1	0.1%

> SUPPORTS: CABINET STRUCTURE [312] - {682} : (156)

Metro Region	Patents	Inventors	% Of Class
Chicago-Naperville-Joliet, IL-IN-WI [16980]	62	77	9.1%
Louisville/Jefferson County, KY-IN [31140]	43	74	6.3%
Cedar Rapids, IA [16300]	36	31	5.3%
Iowa City, IA [26980]	36	26	5.3%
New York-Northern New Jersey-Long Island, NY-NJ-PA [35620]	32	42	4.7%
Milwaukee-Waukesha-West Allis, WI [33340]	26	30	3.8%
Grand Rapids-Wyoming, MI [24340]	24	43	3.5%
Riverside-San Bernardino-Ontario, CA [40140]	23	16	3.4%
Evansville, IN-KY [21780]	22	34	3.2%
Boston-Cambridge-Quincy, MA-NH [14460]	22	27	3.2%
San Diego-Carlsbad-San Marcos, CA [41740]	20	17	2.9%
Greensboro-High Point, NC [24660]	18	10	2.6%
Winston-Salem, NC [49180]	18	8	2.6%
Greenville-Mauldin-Easley, SC [24860]	16	17	2.3%
Minneapolis-St. Paul-Bloomington, MN-WI [33460]	15	26	2.2%
Dallas-Fort Worth-Arlington, TX [19100]	15	22	2.2%
Muskegon-Norton Shores, MI [34740]	14	14	2.1%
Des Moines-West Des Moines, IA [19780]	14	9	2.1%
Cleveland-Elyria-Mentor, OH [17460]	13	14	1.9%
Atlanta-Sandy Springs-Marietta, GA [12060]	13	8	1.9%
San Jose-Sunnyvale-Santa Clara, CA [41940]	12	16	1.8%
Indianapolis-Carmel, IN [26900]	12	15	1.8%
Davenport-Moline-Rock Island, IA-IL [19340]	12	9	1.8%
Niles-Benton Harbor, MI [35660]	11	17	1.6%
Columbus, OH [18140]	11	16	1.6%
Phoenix-Mesa-Scottsdale, AZ [38060]	11	12	1.6%
San Francisco-Oakland-Fremont, CA [41860]	11	8	1.6%
Kalamazoo-Portage, MI [28020]	10	13	1.5%
Tampa-St. Petersburg-Clearwater, FL [45300]	9	17	1.3%
Houston-Sugar Land-Baytown, TX [26420]	9	13	1.3%
Charlotte-Gastonia-Concord, NC-SC [16740]	9	13	1.3%
Detroit-Warren-Livonia, MI [19820]	9	11	1.3%
Worcester, MA [49340]	9	11	1.3%
Miami-Fort Lauderdale-Pompano Beach, FL [33100]	9	8	1.3%
Akron, OH [10420]	9	6	1.3%
Raleigh-Cary, NC [39580]	8	13	1.2%
Janesville, WI [27500]	8	9	1.2%
Waterloo-Cedar Falls, IA [47940]	7	11	1%
Racine, WI [39540]	7	9	1%
Philadelphia-Camden-Wilmington, PA-NJ-DE-MD [37980]	7	9	1%
Portland-Vancouver-Beaverton, OR-WA [38900]	7	8	1%
Denver-Aurora, CO [19740]	7	6	1%
Austin-Round Rock, TX [12420]	6	12	0.9%
Palm Bay-Melbourne-Titusville, FL [37340]	6	8	0.9%
Oxnard-Thousand Oaks-Ventura, CA [37100]	6	6	0.9%
Ann Arbor, MI [11460]	6	6	0.9%
Greenville, NC [24780]	6	4	0.9%
Durham, NC [20500]	5	10	0.7%

Washington-Arlington-Alexandria, DC-VA-MD-WV [47900]	5	7	0.7%
Nashville-Davidson--Murfreeseboro--Franklin, TN [34980]	5	6	0.7%
Medford, OR [32780]	5	4	0.7%
Chattanooga, TN-GA [16860]	5	4	0.7%
Shreveport-Bossier City, LA [43340]	5	3	0.7%
St. Louis, MO-IL [41180]	5	3	0.7%
Rochester, NY [40380]	4	11	0.6%
Syracuse, NY [45060]	4	7	0.6%
Orlando-Kissimmee, FL [36740]	4	6	0.6%
Richmond, VA [40060]	4	6	0.6%
Cincinnati-Middletown, OH-KY-IN [17140]	4	5	0.6%
Madison, WI [31540]	4	5	0.6%
Peoria, IL [37900]	4	5	0.6%
Boulder, CO [14500]	4	4	0.6%
Memphis, TN-MS-AR [32820]	4	3	0.6%
Ocala, FL [36100]	4	1	0.6%
Asheville, NC [11700]	3	5	0.4%
Greeley, CO [24540]	3	5	0.4%
Baltimore-Towson, MD [12580]	3	5	0.4%
Fort Wayne, IN [23060]	3	4	0.4%
Fort Collins-Loveland, CO [22660]	3	4	0.4%
Dayton, OH [19380]	3	4	0.4%
Sacramento--Arden-Arcade--Roseville, CA [40900]	3	4	0.4%
Kansas City, MO-KS [28140]	3	4	0.4%
Colorado Springs, CO [17820]	3	3	0.4%
Las Vegas-Paradise, NV [29820]	3	3	0.4%
Omaha-Council Bluffs, NE-IA [36540]	3	3	0.4%
Yuba City, CA [49700]	3	3	0.4%
Jacksonville, FL [27260]	3	3	0.4%
Allentown-Bethlehem-Easton, PA-NJ [10900]	3	3	0.4%
Seattle-Tacoma-Bellevue, WA [42660]	3	3	0.4%
Naples-Marco Island, FL [34940]	3	2	0.4%
Cape Coral-Fort Myers, FL [15980]	3	2	0.4%
Reno-Sparks, NV [39900]	2	8	0.3%
Pittsburgh, PA [38300]	2	7	0.3%
Manchester-Nashua, NH [31700]	2	6	0.3%
Scranton--Wilkes-Barre, PA [42540]	2	4	0.3%
Kingsport-Bristol-Bristol, TN-VA [28700]	2	4	0.3%
Spartanburg, SC [43900]	2	4	0.3%
Port St. Lucie, FL [38940]	2	3	0.3%
Gainesville, GA [23580]	2	2	0.3%
Lansing-East Lansing, MI [29620]	2	2	0.3%
Springfield, MO [44180]	2	2	0.3%
Stockton, CA [44700]	2	2	0.3%
Birmingham-Hoover, AL [13820]	2	2	0.3%
St. Cloud, MN [41060]	2	2	0.3%
Providence-New Bedford-Fall River, RI-MA [39300]	2	2	0.3%
New Orleans-Metairie-Kenner, LA [35380]	2	2	0.3%
Canton-Massillon, OH [15940]	2	2	0.3%
Ogden-Clearfield, UT [36260]	2	2	0.3%
Tucson, AZ [46060]	2	2	0.3%
Champaign-Urbana, IL [16580]	2	2	0.3%
Eugene-Springfield, OR [21660]	2	2	0.3%
Panama City-Lynn Haven, FL [37460]	2	2	0.3%
Tulsa, OK [46140]	2	2	0.3%
Toledo, OH [45780]	2	2	0.3%
Modesto, CA [33700]	2	2	0.3%
Bridgeport-Stamford-Norwalk, CT [14860]	2	2	0.3%
Fayetteville-Springdale-Rogers, AR-MO [22220]	2	2	0.3%
Green Bay, WI [24580]	2	2	0.3%
Appleton, WI [11540]	2	2	0.3%
Gainesville, FL [23540]	2	1	0.3%
Baton Rouge, LA [12940]	2	1	0.3%
Augusta-Richmond County, GA-SC [12260]	2	1	0.3%
Athens-Clarke County, GA [12020]	2	1	0.3%

## &gt; ELECTRIC LAMP AND DISCHARGE DEVICES [313] - {1359} : (117)

Metro Region	Patents	Inventors	% Of Class
Boston-Cambridge-Quincy, MA-NH [14460]	172	209	12.7%
San Jose-Sunnyvale-Santa Clara, CA [41940]	167	183	12.3%
San Francisco-Oakland-Fremont, CA [41860]	137	161	10.1%
Rochester, NY [40380]	136	69	10%
New York-Northern New Jersey-Long Island, NY-NJ-PA [35620]	103	95	7.6%
Cleveland-Elyria-Mentor, OH [17460]	85	61	6.3%
Toledo, OH [45780]	83	43	6.1%
Albany-Schenectady-Troy, NY [10580]	82	90	6%
Durham, NC [20500]	58	61	4.3%
Raleigh-Cary, NC [39580]	50	51	3.7%
Phoenix-Mesa-Scottsdale, AZ [38060]	43	58	3.2%
Trenton-Ewing, NJ [45940]	39	28	2.9%
Ann Arbor, MI [11460]	37	24	2.7%
San Diego-Carlsbad-San Marcos, CA [41740]	33	38	2.4%
Philadelphia-Camden-Wilmington, PA-NJ-DE-MD [37980]	31	43	2.3%
Washington-Arlington-Alexandria, DC-VA-MD-WV [47900]	29	32	2.1%
Atlanta-Sandy Springs-Marietta, GA [12060]	25	26	1.8%
Champaign-Urbana, IL [16580]	25	24	1.8%
Boise City-Nampa, ID [14260]	25	22	1.8%
Minneapolis-St. Paul-Bloomington, MN-WI [33460]	24	23	1.8%
Austin-Round Rock, TX [12420]	23	26	1.7%
Manchester-Nashua, NH [31700]	23	18	1.7%
Chicago-Naperville-Joliet, IL-IN-WI [16980]	19	31	1.4%
Akron, OH [10420]	19	16	1.4%
Modesto, CA [33700]	18	16	1.3%
Portland-Vancouver-Beaverton, OR-WA [38900]	15	26	1.1%
Detroit-Warren-Livonia, MI [19820]	15	21	1.1%
Lexington-Fayette, KY [30460]	15	19	1.1%
Worcester, MA [49340]	14	11	1%
Santa Cruz-Watsonville, CA [42100]	14	11	1%
Seattle-Tacoma-Bellevue, WA [42660]	13	16	1%
Riverside-San Bernardino-Ontario, CA [40140]	11	13	0.8%
Fort Collins-Loveland, CO [22660]	10	10	0.7%
Hartford-West Hartford-East Hartford, CT [25540]	10	7	0.7%
Lancaster, PA [29540]	9	11	0.7%
Greeley, CO [24540]	9	10	0.7%
Pittsburgh, PA [38300]	9	10	0.7%
Boulder, CO [14500]	9	9	0.7%
Cincinnati-Middletown, OH-KY-IN [17140]	9	7	0.7%
Albuquerque, NM [10740]	9	7	0.7%
Salt Lake City, UT [41620]	7	11	0.5%
York-Hanover, PA [49620]	7	11	0.5%
Roanoke, VA [40220]	7	9	0.5%
Tucson, AZ [46060]	7	8	0.5%
New Haven-Milford, CT [35300]	7	7	0.5%
Denver-Aurora, CO [19740]	7	5	0.5%
Columbus, OH [18140]	6	10	0.4%
Gainesville, FL [23540]	6	6	0.4%
Springfield, MA [44140]	6	4	0.4%
Salem, OR [41420]	6	3	0.4%
Oxnard-Thousand Oaks-Ventura, CA [37100]	6	3	0.4%
Stockton, CA [44700]	6	2	0.4%
Dallas-Fort Worth-Arlington, TX [19100]	5	8	0.4%
Louisville/Jefferson County, KY-IN [31140]	5	4	0.4%
Knoxville, TN [28940]	4	15	0.3%
Santa Rosa-Petaluma, CA [42220]	4	7	0.3%
Blacksburg-Christiansburg-Radford, VA [13980]	4	6	0.3%
Kennewick-Richland-Pasco, WA [28420]	4	5	0.3%

Bridgeport-Stamford-Norwalk, CT [14860]	4	4	0.3%
Vallejo-Fairfield, CA [46700]	4	4	0.3%
Dayton, OH [19380]	4	4	0.3%
Cedar Rapids, IA [16300]	3	7	0.2%
Tampa-St. Petersburg-Clearwater, FL [45300]	3	6	0.2%
Sacramento--Arden-Arcade--Roseville, CA [40900]	3	4	0.2%
El Paso, TX [21340]	3	3	0.2%
Miami-Fort Lauderdale-Pompano Beach, FL [33100]	3	3	0.2%
Syracuse, NY [45060]	3	3	0.2%
Las Cruces, NM [29740]	3	3	0.2%
Greenville-Mauldin-Easley, SC [24860]	3	3	0.2%
St. Louis, MO-IL [41180]	3	3	0.2%
Milwaukee-Waukesha-West Allis, WI [33340]	3	3	0.2%
Charlotte-Gastonia-Concord, NC-SC [16740]	3	3	0.2%
Baltimore-Towson, MD [12580]	3	3	0.2%
Houston-Sugar Land-Baytown, TX [26420]	3	3	0.2%
Topeka, KS [45820]	3	2	0.2%
Winston-Salem, NC [49180]	3	2	0.2%
Lynchburg, VA [31340]	3	1	0.2%
Harrisburg-Carlisle, PA [25420]	2	5	0.1%
Orlando-Kissimmee, FL [36740]	2	3	0.1%
Salinas, CA [41500]	2	3	0.1%
Iowa City, IA [26980]	2	3	0.1%
San Antonio, TX [41700]	2	3	0.1%
Palm Bay-Melbourne-Titusville, FL [37340]	2	3	0.1%
Providence-New Bedford-Fall River, RI-MA [39300]	2	3	0.1%
Fort Wayne, IN [23060]	2	2	0.1%
Florence, SC [22500]	2	2	0.1%
Huntsville, AL [26620]	2	2	0.1%
Eugene-Springfield, OR [21660]	2	2	0.1%
Richmond, VA [40060]	2	2	0.1%
Grand Rapids-Wyoming, MI [24340]	2	2	0.1%
Charleston, WV [16620]	2	1	0.1%
Scranton--Wilkes-Barre, PA [42540]	2	1	0.1%
Lafayette, LA [29180]	2	1	0.1%

> ELECTRIC LAMP AND DISCHARGE DEVICES: CONSUMABLE ELECTRODES [314] - {2} : (2)

Metro Region	Patents	Inventors	% Of Class
--------------	---------	-----------	------------

> ELECTRIC LAMP AND DISCHARGE DEVICES: SYSTEMS [315] - {2435} : (161)

Metro Region	Patents	Inventors	% Of Class
--------------	---------	-----------	------------

San Jose-Sunnyvale-Santa Clara, CA [41940]	526	418	21.6%
Boston-Cambridge-Quincy, MA-NH [14460]	347	285	14.3%
San Francisco-Oakland-Fremont, CA [41860]	300	242	12.3%
Chicago-Naperville-Joliet, IL-IN-WI [16980]	119	131	4.9%
Allentown-Bethlehem-Easton, PA-NJ [10900]	109	75	4.5%
New York-Northern New Jersey-Long Island, NY-NJ-PA [35620]	102	102	4.2%
Cleveland-Elyria-Mentor, OH [17460]	99	58	4.1%
Philadelphia-Camden-Wilmington, PA-NJ-DE-MD [37980]	97	66	4%
Austin-Round Rock, TX [12420]	85	81	3.5%
Durham, NC [20500]	73	67	3%
Raleigh-Cary, NC [39580]	67	60	2.8%
Akron, OH [10420]	60	13	2.5%
Phoenix-Mesa-Scottsdale, AZ [38060]	59	72	2.4%
Boulder, CO [14500]	55	51	2.3%
San Diego-Carlsbad-San Marcos, CA [41740]	55	51	2.3%
Detroit-Warren-Livonia, MI [19820]	54	65	2.2%

Atlanta-Sandy Springs-Marietta, GA [12060]	54	46	2.2%
Huntsville, AL [26620]	52	32	2.1%
Portland-Vancouver-Beaverton, OR-WA [38900]	50	48	2.1%
Seattle-Tacoma-Bellevue, WA [42660]	45	49	1.8%
Greeley, CO [24540]	42	46	1.7%
Fort Collins-Loveland, CO [22660]	41	45	1.7%
Dallas-Fort Worth-Arlington, TX [19100]	38	46	1.6%
Washington-Arlington-Alexandria, DC-VA-MD-WV [47900]	37	48	1.5%
Santa Cruz-Watsonville, CA [42100]	37	30	1.5%
Lexington-Fayette, KY [30460]	35	7	1.4%
Minneapolis-St. Paul-Bloomington, MN-WI [33460]	32	21	1.3%
Oxnard-Thousand Oaks-Ventura, CA [37100]	31	23	1.3%
Modesto, CA [33700]	28	22	1.1%
Reading, PA [39740]	28	13	1.1%
Palm Bay-Melbourne-Titusville, FL [37340]	26	28	1.1%
Worcester, MA [49340]	25	17	1%
Miami-Fort Lauderdale-Pompano Beach, FL [33100]	24	23	1%
Denver-Aurora, CO [19740]	23	17	0.9%
Rochester, NY [40380]	22	24	0.9%
Ann Arbor, MI [11460]	21	25	0.9%
Riverside-San Bernardino-Ontario, CA [40140]	20	17	0.8%
Virginia Beach-Norfolk-Newport News, VA-NC [47260]	17	25	0.7%
Albany-Schenectady-Troy, NY [10580]	17	18	0.7%
Madison, WI [31540]	17	11	0.7%
Las Vegas-Paradise, NV [29820]	16	15	0.7%
Manchester-Nashua, NH [31700]	15	15	0.6%
Fort Wayne, IN [23060]	15	14	0.6%
Grand Rapids-Wyoming, MI [24340]	15	10	0.6%
Milwaukee-Waukesha-West Allis, WI [33340]	14	18	0.6%
Bridgeport-Stamford-Norwalk, CT [14860]	14	14	0.6%
Trenton-Ewing, NJ [45940]	14	14	0.6%
Albuquerque, NM [10740]	13	35	0.5%
Columbus, OH [18140]	13	10	0.5%
Santa Rosa-Petaluma, CA [42220]	13	9	0.5%
Salt Lake City, UT [41620]	13	8	0.5%
Jacksonville, FL [27260]	13	5	0.5%
Baltimore-Towson, MD [12580]	11	16	0.5%
Indianapolis-Carmel, IN [26900]	10	16	0.4%
Hartford-West Hartford-East Hartford, CT [25540]	10	12	0.4%
Tucson, AZ [46060]	10	9	0.4%
Orlando-Kissimmee, FL [36740]	10	8	0.4%
Gainesville, FL [23540]	10	8	0.4%
Reno-Sparks, NV [39900]	10	6	0.4%
Dayton, OH [19380]	10	5	0.4%
Cincinnati-Middletown, OH-KY-IN [17140]	9	9	0.4%
New Haven-Milford, CT [35300]	9	8	0.4%
Niles-Benton Harbor, MI [35660]	9	4	0.4%
Pittsburgh, PA [38300]	8	13	0.3%
Sacramento--Arden-Arcade--Roseville, CA [40900]	8	4	0.3%
Providence-New Bedford-Fall River, RI-MA [39300]	7	11	0.3%
Boise City-Nampa, ID [14260]	7	9	0.3%
Racine, WI [39540]	7	8	0.3%
Knoxville, TN [28940]	7	7	0.3%
Nashville-Davidson--Murfreesboro--Franklin, TN [34980]	7	7	0.3%
Richmond, VA [40060]	7	5	0.3%
Vallejo-Fairfield, CA [46700]	7	3	0.3%
Syracuse, NY [45060]	6	18	0.2%
Tampa-St. Petersburg-Clearwater, FL [45300]	6	9	0.2%
Colorado Springs, CO [17820]	6	8	0.2%
Blacksburg-Christiansburg-Radford, VA [13980]	6	7	0.2%
Lancaster, PA [29540]	6	6	0.2%
Salinas, CA [41500]	6	5	0.2%
Harrisburg-Carlisle, PA [25420]	5	10	0.2%
Memphis, TN-MS-AR [32820]	5	5	0.2%
Flint, MI [22420]	5	4	0.2%



Stockton, CA [44700]	5	4	0.2%
Kansas City, MO-KS [28140]	5	4	0.2%
Burlington, NC [15500]	5	3	0.2%
Johnson City, TN [27740]	5	3	0.2%
Ocala, FL [36100]	5	3	0.2%
Kingsport-Bristol-Bristol, TN-VA [28700]	5	3	0.2%
Champaign-Urbana, IL [16580]	4	7	0.2%
Greenville-Mauldin-Easley, SC [24860]	4	6	0.2%
Louisville/Jefferson County, KY-IN [31140]	4	6	0.2%
Salem, OR [41420]	4	4	0.2%
Houston-Sugar Land-Baytown, TX [26420]	4	4	0.2%
San Antonio, TX [41700]	4	3	0.2%
Kingston, NY [28740]	4	3	0.2%
Eugene-Springfield, OR [21660]	4	2	0.2%
Jackson, MI [27100]	4	2	0.2%
Asheville, NC [11700]	3	5	0.1%
Bowling Green, KY [14540]	3	4	0.1%
Springfield, MA [44140]	3	3	0.1%
Laredo, TX [29700]	3	3	0.1%
York-Hanover, PA [49620]	3	3	0.1%
Gainesville, GA [23580]	3	2	0.1%
Mobile, AL [33660]	3	2	0.1%
Birmingham-Hoover, AL [13820]	3	2	0.1%
Port St. Lucie, FL [38940]	3	2	0.1%
Montgomery, AL [33860]	3	1	0.1%
Yuba City, CA [49700]	3	1	0.1%
Columbia, SC [17900]	2	4	0.1%
Bloomington, IN [14020]	2	3	0.1%
Ogden-Clearfield, UT [36260]	2	2	0.1%
Norwich-New London, CT [35980]	2	2	0.1%
Spartanburg, SC [43900]	2	2	0.1%
Deltona-Daytona Beach-Ormond Beach, FL [19660]	2	2	0.1%
Kalamazoo-Portage, MI [28020]	2	2	0.1%
Amarillo, TX [11100]	2	2	0.1%
Hagerstown-Martinsburg, MD-WV [25180]	2	2	0.1%
Cape Coral-Fort Myers, FL [15980]	2	2	0.1%
Wichita, KS [48620]	2	1	0.1%
Roanoke, VA [40220]	2	1	0.1%
Greensboro-High Point, NC [24660]	2	1	0.1%
Rockford, IL [40420]	2	1	0.1%

> ELECTRICITY: MOTIVE POWER SYSTEMS [318] - {1827} : (161)

Metro Region	Patents	Inventors	% Of Class
Detroit-Warren-Livonia, MI [19820]	187	244	10.2%
Chicago-Naperville-Joliet, IL-IN-WI [16980]	126	134	6.9%
Milwaukee-Waukesha-West Allis, WI [33340]	115	114	6.3%
San Jose-Sunnyvale-Santa Clara, CA [41940]	111	119	6.1%
Boston-Cambridge-Quincy, MA-NH [14460]	97	86	5.3%
San Francisco-Oakland-Fremont, CA [41860]	87	81	4.8%
Phoenix-Mesa-Scottsdale, AZ [38060]	78	82	4.3%
Ann Arbor, MI [11460]	75	84	4.1%
New York-Northern New Jersey-Long Island, NY-NJ-PA [35620]	62	55	3.4%
Rockford, IL [40420]	51	43	2.8%
Atlanta-Sandy Springs-Marietta, GA [12060]	43	26	2.4%
Peoria, IL [37900]	42	67	2.3%
Dallas-Fort Worth-Arlington, TX [19100]	38	62	2.1%
Indianapolis-Carmel, IN [26900]	35	25	1.9%
Seattle-Tacoma-Bellevue, WA [42660]	34	37	1.9%
San Diego-Carlsbad-San Marcos, CA [41740]	34	30	1.9%
Racine, WI [39540]	34	27	1.9%
Denver-Aurora, CO [19740]	33	19	1.8%

Hartford-West Hartford-East Hartford, CT [25540]	32	37	1.8%
Minneapolis-St. Paul-Bloomington, MN-WI [33460]	32	35	1.8%
Houston-Sugar Land-Baytown, TX [26420]	32	34	1.8%
Boulder, CO [14500]	30	26	1.6%
Cleveland-Elyria-Mentor, OH [17460]	30	23	1.6%
Dayton, OH [19380]	29	24	1.6%
Akron, OH [10420]	27	20	1.5%
Durham, NC [20500]	26	48	1.4%
Pittsburgh, PA [38300]	26	42	1.4%
Baltimore-Towson, MD [12580]	26	34	1.4%
Blacksburg-Christiansburg-Radford, VA [13980]	26	22	1.4%
Raleigh-Cary, NC [39580]	25	43	1.4%
Fort Wayne, IN [23060]	25	25	1.4%
Pensacola-Ferry Pass-Brent, FL [37860]	24	19	1.3%
Tucson, AZ [46060]	23	27	1.3%
St. Louis, MO-IL [41180]	23	16	1.3%
Albany-Schenectady-Troy, NY [10580]	22	26	1.2%
Oxnard-Thousand Oaks-Ventura, CA [37100]	22	25	1.2%
Portland-Vancouver-Beaverton, OR-WA [38900]	22	23	1.2%
Erie, PA [21500]	22	19	1.2%
Austin-Round Rock, TX [12420]	20	28	1.1%
Fargo, ND-MN [22020]	20	19	1.1%
Greeley, CO [24540]	20	18	1.1%
Fort Collins-Loveland, CO [22660]	20	18	1.1%
Bridgeport-Stamford-Norwalk, CT [14860]	20	8	1.1%
Philadelphia-Camden-Wilmington, PA-NJ-DE-MD [37980]	19	21	1%
Cincinnati-Middletown, OH-KY-IN [17140]	19	21	1%
Allentown-Bethlehem-Easton, PA-NJ [10900]	17	22	0.9%
Rochester, NY [40380]	16	18	0.9%
Riverside-San Bernardino-Ontario, CA [40140]	16	13	0.9%
York-Hanover, PA [49620]	15	15	0.8%
Washington-Arlington-Alexandria, DC-VA-MD-WV [47900]	15	14	0.8%
Madison, WI [31540]	15	13	0.8%
Saginaw-Saginaw Township North, MI [40980]	14	20	0.8%
Columbus, OH [18140]	13	14	0.7%
Salt Lake City, UT [41620]	13	13	0.7%
Louisville/Jefferson County, KY-IN [31140]	12	22	0.7%
Miami-Fort Lauderdale-Pompano Beach, FL [33100]	12	10	0.7%
Binghamton, NY [13780]	12	7	0.7%
Lexington-Fayette, KY [30460]	11	25	0.6%
Roanoke, VA [40220]	11	17	0.6%
Flint, MI [22420]	11	15	0.6%
Charlotte-Gastonia-Concord, NC-SC [16740]	11	13	0.6%
Knoxville, TN [28940]	11	7	0.6%
Tulsa, OK [46140]	10	15	0.5%
Manchester-Nashua, NH [31700]	10	14	0.5%
Omaha-Council Bluffs, NE-IA [36540]	10	11	0.5%
Janesville, WI [27500]	10	8	0.5%
Reading, PA [39740]	10	5	0.5%
Huntsville, AL [26620]	9	12	0.5%
Springfield, MA [44140]	9	9	0.5%
Lincoln, NE [30700]	9	5	0.5%
Provo-Orem, UT [39340]	9	4	0.5%
Santa Cruz-Watsonville, CA [42100]	9	3	0.5%
Sacramento--Arden-Arcade--Roseville, CA [40900]	8	14	0.4%
Canton-Massillon, OH [15940]	7	15	0.4%
Syracuse, NY [45060]	7	8	0.4%
Lansing-East Lansing, MI [29620]	7	7	0.4%
Worcester, MA [49340]	7	6	0.4%
Champaign-Urbana, IL [16580]	7	6	0.4%
Tampa-St. Petersburg-Clearwater, FL [45300]	6	6	0.3%
Greenville-Mauldin-Easley, SC [24860]	6	5	0.3%
Youngstown-Warren-Boardman, OH-PA [49660]	6	5	0.3%
Ogden-Clearfield, UT [36260]	6	3	0.3%
Grand Rapids-Wyoming, MI [24340]	6	3	0.3%

Deltona-Daytona Beach-Ormond Beach, FL [19660]	6	2	0.3%
Bowling Green, KY [14540]	6	2	0.3%
Oklahoma City, OK [36420]	5	6	0.3%
Orlando-Kissimmee, FL [36740]	5	5	0.3%
Augusta-Richmond County, GA-SC [12260]	5	5	0.3%
New Haven-Milford, CT [35300]	5	4	0.3%
State College, PA [44300]	5	3	0.3%
Las Cruces, NM [29740]	5	2	0.3%
El Paso, TX [21340]	5	2	0.3%
Santa Rosa-Petaluma, CA [42220]	4	7	0.2%
Asheville, NC [11700]	4	6	0.2%
Providence-New Bedford-Fall River, RI-MA [39300]	4	6	0.2%
Rochester, MN [40340]	4	5	0.2%
South Bend-Mishawaka, IN-MI [43780]	4	5	0.2%
Spokane, WA [44060]	4	4	0.2%
Davenport-Moline-Rock Island, IA-IL [19340]	4	4	0.2%
Niles-Benton Harbor, MI [35660]	4	3	0.2%
Toledo, OH [45780]	4	3	0.2%
Kingston, NY [28740]	4	3	0.2%
College Station-Bryan, TX [17780]	4	3	0.2%
Portland-South Portland-Biddeford, ME [38860]	4	2	0.2%
Lynchburg, VA [31340]	4	2	0.2%
Kalamazoo-Portage, MI [28020]	3	7	0.2%
Palm Bay-Melbourne-Titusville, FL [37340]	3	6	0.2%
Boise City-Nampa, ID [14260]	3	5	0.2%
Jackson, MI [27100]	3	4	0.2%
Appleton, WI [11540]	3	4	0.2%
Port St. Lucie, FL [38940]	3	3	0.2%
Harrisburg-Carlisle, PA [25420]	3	3	0.2%
Oshkosh-Neenah, WI [36780]	3	3	0.2%
Las Vegas-Paradise, NV [29820]	3	3	0.2%
Kansas City, MO-KS [28140]	3	2	0.2%
Colorado Springs, CO [17820]	3	2	0.2%
Midland, TX [33260]	3	2	0.2%
Barnstable Town, MA [12700]	3	1	0.2%
Iowa City, IA [26980]	2	5	0.1%
Charlottesville, VA [16820]	2	4	0.1%
Tallahassee, FL [45220]	2	4	0.1%
Reno-Sparks, NV [39900]	2	3	0.1%
Athens-Clarke County, GA [12020]	2	2	0.1%
Buffalo-Niagara Falls, NY [15380]	2	2	0.1%
Lakeland, FL [29460]	2	2	0.1%
San Luis Obispo-Paso Robles, CA [42020]	2	2	0.1%
Yuba City, CA [49700]	2	2	0.1%
Elkhart-Goshen, IN [21140]	2	2	0.1%
Albuquerque, NM [10740]	2	2	0.1%
Birmingham-Hoover, AL [13820]	2	2	0.1%
Columbia, SC [17900]	2	1	0.1%
Greenville, NC [24780]	2	1	0.1%
Salem, OR [41420]	2	1	0.1%
Hagerstown-Martinsburg, MD-WV [25180]	2	1	0.1%

Metro Region	Patents	Inventors	% Of Class
--------------	---------	-----------	------------

> ELECTRICITY: BATTERY OR CAPACITOR CHARGING OR DISCHARGING [320] - {1778} : (156)

Metro Region	Patents	Inventors	% Of Class
San Jose-Sunnyvale-Santa Clara, CA [41940]	335	244	18.8%
Detroit-Warren-Livonia, MI [19820]	167	223	9.4%

San Francisco-Oakland-Fremont, CA [41860]	153	146	8.6%
New York-Northern New Jersey-Long Island, NY-NJ-PA [35620]	81	91	4.6%
Boston-Cambridge-Quincy, MA-NH [14460]	78	99	4.4%
Austin-Round Rock, TX [12420]	76	76	4.3%
San Diego-Carlsbad-San Marcos, CA [41740]	72	114	4%
Chicago-Naperville-Joliet, IL-IN-WI [16980]	71	76	4%
Milwaukee-Waukesha-West Allis, WI [33340]	65	52	3.7%
Ann Arbor, MI [11460]	59	60	3.3%
Baltimore-Towson, MD [12580]	50	65	2.8%
Durham, NC [20500]	49	41	2.8%
Dallas-Fort Worth-Arlington, TX [19100]	47	66	2.6%
Phoenix-Mesa-Scottsdale, AZ [38060]	47	54	2.6%
Miami-Fort Lauderdale-Pompano Beach, FL [33100]	46	40	2.6%
Raleigh-Cary, NC [39580]	43	38	2.4%
Seattle-Tacoma-Bellevue, WA [42660]	41	71	2.3%
Atlanta-Sandy Springs-Marietta, GA [12060]	41	57	2.3%
Houston-Sugar Land-Baytown, TX [26420]	38	38	2.1%
Santa Cruz-Watsonville, CA [42100]	38	20	2.1%
Portland-Vancouver-Beaverton, OR-WA [38900]	28	38	1.6%
Cleveland-Elyria-Mentor, OH [17460]	26	22	1.5%
Indianapolis-Carmel, IN [26900]	24	24	1.3%
Denver-Aurora, CO [19740]	23	26	1.3%
Colorado Springs, CO [17820]	23	10	1.3%
Tucson, AZ [46060]	21	19	1.2%
Riverside-San Bernardino-Ontario, CA [40140]	21	14	1.2%
Sacramento--Arden-Arcade--Roseville, CA [40900]	20	21	1.1%
York-Hanover, PA [49620]	20	13	1.1%
Philadelphia-Camden-Wilmington, PA-NJ-DE-MD [37980]	18	13	1%
Albany-Schenectady-Troy, NY [10580]	16	21	0.9%
Boulder, CO [14500]	16	18	0.9%
Washington-Arlington-Alexandria, DC-VA-MD-WV [47900]	16	15	0.9%
Tampa-St. Petersburg-Clearwater, FL [45300]	15	19	0.8%
Oxnard-Thousand Oaks-Ventura, CA [37100]	15	16	0.8%
Grand Rapids-Wyoming, MI [24340]	15	15	0.8%
Bridgeport-Stamford-Norwalk, CT [14860]	14	15	0.8%
Cincinnati-Middletown, OH-KY-IN [17140]	14	10	0.8%
Flint, MI [22420]	14	10	0.8%
Columbus, OH [18140]	13	21	0.7%
Killeen-Temple-Fort Hood, TX [28660]	13	2	0.7%
Palm Bay-Melbourne-Titusville, FL [37340]	12	15	0.7%
Rochester, NY [40380]	11	23	0.6%
Minneapolis-St. Paul-Bloomington, MN-WI [33460]	11	12	0.6%
Syracuse, NY [45060]	11	12	0.6%
Worcester, MA [49340]	11	8	0.6%
St. Louis, MO-IL [41180]	11	8	0.6%
Greeley, CO [24540]	10	11	0.6%
New Haven-Milford, CT [35300]	10	8	0.6%
Kalamazoo-Portage, MI [28020]	9	13	0.5%
Nashville-Davidson--Murfreesboro--Franklin, TN [34980]	9	8	0.5%
Erie, PA [21500]	9	5	0.5%
Fort Collins-Loveland, CO [22660]	8	8	0.4%
Providence-New Bedford-Fall River, RI-MA [39300]	8	7	0.4%
Allentown-Bethlehem-Easton, PA-NJ [10900]	8	7	0.4%
Racine, WI [39540]	8	4	0.4%
Kansas City, MO-KS [28140]	7	13	0.4%
Pittsburgh, PA [38300]	7	11	0.4%
Joplin, MO [27900]	7	11	0.4%
Madison, WI [31540]	7	10	0.4%
Oshkosh-Neenah, WI [36780]	7	7	0.4%
Toledo, OH [45780]	7	5	0.4%
Deltona-Daytona Beach-Ormond Beach, FL [19660]	7	4	0.4%
Dayton, OH [19380]	7	3	0.4%
Louisville/Jefferson County, KY-IN [31140]	6	9	0.3%
Buffalo-Niagara Falls, NY [15380]	6	9	0.3%
Appleton, WI [11540]	6	8	0.3%

Lansing-East Lansing, MI [29620]	6	7	0.3%
Albuquerque, NM [10740]	5	10	0.3%
Hartford-West Hartford-East Hartford, CT [25540]	5	9	0.3%
Wichita, KS [48620]	5	9	0.3%
Orlando-Kissimmee, FL [36740]	5	6	0.3%
Manchester-Nashua, NH [31700]	5	6	0.3%
Santa Rosa-Petaluma, CA [42220]	5	5	0.3%
Boise City-Nampa, ID [14260]	5	5	0.3%
Lynchburg, VA [31340]	5	5	0.3%
Greenville-Mauldin-Easley, SC [24860]	5	5	0.3%
Provo-Orem, UT [39340]	5	5	0.3%
Huntsville, AL [26620]	5	4	0.3%
Scranton--Wilkes-Barre, PA [42540]	5	4	0.3%
Roanoke, VA [40220]	4	8	0.2%
Blacksburg-Christiansburg-Radford, VA [13980]	4	7	0.2%
Reno-Sparks, NV [39900]	4	4	0.2%
Greensboro-High Point, NC [24660]	4	4	0.2%
Charlotte-Gastonia-Concord, NC-SC [16740]	4	4	0.2%
Gainesville, GA [23580]	4	3	0.2%
Gainesville, FL [23540]	4	3	0.2%
Las Vegas-Paradise, NV [29820]	4	3	0.2%
Ogden-Clearfield, UT [36260]	4	2	0.2%
Eugene-Springfield, OR [21660]	4	2	0.2%
Midland, TX [33260]	4	2	0.2%
Salinas, CA [41500]	4	1	0.2%
Salt Lake City, UT [41620]	3	6	0.2%
Kennewick-Richland-Pasco, WA [28420]	3	6	0.2%
Rochester, MN [40340]	3	5	0.2%
Binghamton, NY [13780]	3	5	0.2%
Akron, OH [10420]	3	4	0.2%
San Antonio, TX [41700]	3	4	0.2%
Rockford, IL [40420]	3	4	0.2%
Fort Wayne, IN [23060]	3	4	0.2%
Charlottesville, VA [16820]	3	3	0.2%
Modesto, CA [33700]	3	3	0.2%
State College, PA [44300]	3	3	0.2%
Kingsport-Bristol-Bristol, TN-VA [28700]	3	2	0.2%
Vallejo-Fairfield, CA [46700]	3	2	0.2%
Muskegon-Norton Shores, MI [34740]	3	2	0.2%
Reading, PA [39740]	3	1	0.2%
Springfield, IL [44100]	3	1	0.2%
Iowa City, IA [26980]	2	8	0.1%
Cedar Rapids, IA [16300]	2	6	0.1%
Greenville, NC [24780]	2	5	0.1%
Bellingham, WA [13380]	2	4	0.1%
Champaign-Urbana, IL [16580]	2	3	0.1%
Portland-South Portland-Biddeford, ME [38860]	2	3	0.1%
Omaha-Council Bluffs, NE-IA [36540]	2	2	0.1%
Saginaw-Saginaw Township North, MI [40980]	2	2	0.1%
Athens-Clarke County, GA [12020]	2	2	0.1%
Canton-Massillon, OH [15940]	2	2	0.1%
Burlington-South Burlington, VT [15540]	2	2	0.1%
Memphis, TN-MS-AR [32820]	2	2	0.1%
Little Rock-North Little Rock-Conway, AR [30780]	2	2	0.1%
Knoxville, TN [28940]	2	2	0.1%
Trenton-Ewing, NJ [45940]	2	2	0.1%
Chico, CA [17020]	2	2	0.1%
Burlington, NC [15500]	2	2	0.1%
Bend, OR [13460]	2	2	0.1%
Janesville, WI [27500]	2	2	0.1%
Kingston, NY [28740]	2	2	0.1%
Columbia, SC [17900]	2	2	0.1%
Youngstown-Warren-Boardman, OH-PA [49660]	2	1	0.1%
Lancaster, PA [29540]	2	1	0.1%
Lakeland, FL [29460]	2	1	0.1%

Harrisburg-Carlisle, PA [25420]	2	1	0.1%
Brownsville-Harlingen, TX [15180]	2	1	0.1%
Des Moines-West Des Moines, IA [19780]	2	1	0.1%

> ELECTRICITY: SINGLE GENERATOR SYSTEMS [322] - {226} : (69)

Metro Region	Patents	Inventors	% Of Class
Rockford, IL [40420]	37	35	16.4%
Chicago-Naperville-Joliet, IL-IN-WI [16980]	29	22	12.8%
Albany-Schenectady-Troy, NY [10580]	16	23	7.1%
Detroit-Warren-Livonia, MI [19820]	14	18	6.2%
Indianapolis-Carmel, IN [26900]	13	9	5.8%
Minneapolis-St. Paul-Bloomington, MN-WI [33460]	10	9	4.4%
Fort Collins-Loveland, CO [22660]	10	6	4.4%
Greeley, CO [24540]	10	6	4.4%
Boulder, CO [14500]	10	6	4.4%
San Francisco-Oakland-Fremont, CA [41860]	9	8	4%
Hartford-West Hartford-East Hartford, CT [25540]	9	3	4%
Phoenix-Mesa-Scottsdale, AZ [38060]	8	14	3.5%
Seattle-Tacoma-Bellevue, WA [42660]	8	3	3.5%
Orlando-Kissimmee, FL [36740]	7	10	3.1%
Pittsburgh, PA [38300]	7	7	3.1%
Milwaukee-Waukesha-West Allis, WI [33340]	6	8	2.7%
Tucson, AZ [46060]	6	8	2.7%
Ann Arbor, MI [11460]	6	5	2.7%
Roanoke, VA [40220]	4	7	1.8%
Columbus, OH [18140]	4	6	1.8%
Blacksburg-Christiansburg-Radford, VA [13980]	4	5	1.8%
San Jose-Sunnyvale-Santa Clara, CA [41940]	4	5	1.8%
New York-Northern New Jersey-Long Island, NY-NJ-PA [35620]	4	4	1.8%
Miami-Fort Lauderdale-Pompano Beach, FL [33100]	4	4	1.8%
Peoria, IL [37900]	3	7	1.3%
Erie, PA [21500]	3	4	1.3%
Palm Bay-Melbourne-Titusville, FL [37340]	3	3	1.3%
Denver-Aurora, CO [19740]	3	3	1.3%
Oklahoma City, OK [36420]	3	3	1.3%
Boston-Cambridge-Quincy, MA-NH [14460]	3	3	1.3%
Racine, WI [39540]	3	2	1.3%
Dallas-Fort Worth-Arlington, TX [19100]	2	4	0.9%
Reno-Sparks, NV [39900]	2	3	0.9%
Flint, MI [22420]	2	3	0.9%
Provo-Orem, UT [39340]	2	3	0.9%
San Diego-Carlsbad-San Marcos, CA [41740]	2	3	0.9%
Austin-Round Rock, TX [12420]	2	2	0.9%
Baltimore-Towson, MD [12580]	2	2	0.9%
Asheville, NC [11700]	2	2	0.9%
Grand Rapids-Wyoming, MI [24340]	2	1	0.9%

> ELECTRICITY: POWER SUPPLY OR REGULATION SYSTEMS [323] - {1931} : (117)

Metro Region	Patents	Inventors	% Of Class
San Jose-Sunnyvale-Santa Clara, CA [41940]	729	484	37.8%
San Francisco-Oakland-Fremont, CA [41860]	217	161	11.2%
Austin-Round Rock, TX [12420]	151	148	7.8%
Dallas-Fort Worth-Arlington, TX [19100]	126	157	6.5%
Phoenix-Mesa-Scottsdale, AZ [38060]	122	120	6.3%
Raleigh-Cary, NC [39580]	118	88	6.1%
Durham, NC [20500]	117	94	6.1%
Boston-Cambridge-Quincy, MA-NH [14460]	110	78	5.7%

New York-Northern New Jersey-Long Island, NY-NJ-PA [35620]	70	50	3.6%
Portland-Vancouver-Beaverton, OR-WA [38900]	66	53	3.4%
Boulder, CO [14500]	49	44	2.5%
San Diego-Carlsbad-San Marcos, CA [41740]	48	44	2.5%
Tucson, AZ [46060]	48	35	2.5%
Providence-New Bedford-Fall River, RI-MA [39300]	42	31	2.2%
Manchester-Nashua, NH [31700]	41	33	2.1%
Philadelphia-Camden-Wilmington, PA-NJ-DE-MD [37980]	39	27	2%
Santa Cruz-Watsonville, CA [42100]	36	23	1.9%
Greeley, CO [24540]	34	36	1.8%
Fort Collins-Loveland, CO [22660]	29	30	1.5%
Seattle-Tacoma-Bellevue, WA [42660]	27	36	1.4%
Denver-Aurora, CO [19740]	21	20	1.1%
Blacksburg-Christiansburg-Radford, VA [13980]	20	22	1%
Colorado Springs, CO [17820]	15	20	0.8%
Chicago-Naperville-Joliet, IL-IN-WI [16980]	14	27	0.7%
Allentown-Bethlehem-Easton, PA-NJ [10900]	14	20	0.7%
Detroit-Warren-Livonia, MI [19820]	13	13	0.7%
Worcester, MA [49340]	13	8	0.7%
Modesto, CA [33700]	13	7	0.7%
Reading, PA [39740]	13	4	0.7%
Albany-Schenectady-Troy, NY [10580]	12	13	0.6%
Boise City-Nampa, ID [14260]	12	10	0.6%
Minneapolis-St. Paul-Bloomington, MN-WI [33460]	11	11	0.6%
Palm Bay-Melbourne-Titusville, FL [37340]	11	9	0.6%
Oxnard-Thousand Oaks-Ventura, CA [37100]	11	9	0.6%
Houston-Sugar Land-Baytown, TX [26420]	10	15	0.5%
Tampa-St. Petersburg-Clearwater, FL [45300]	10	9	0.5%
Rochester, MN [40340]	9	13	0.5%
Sacramento--Arden-Arcade--Roseville, CA [40900]	9	10	0.5%
Riverside-San Bernardino-Ontario, CA [40140]	9	4	0.5%
Olympia, WA [36500]	8	5	0.4%
Atlanta-Sandy Springs-Marietta, GA [12060]	6	11	0.3%
Cleveland-Elyria-Mentor, OH [17460]	6	10	0.3%
Ann Arbor, MI [11460]	6	8	0.3%
Miami-Fort Lauderdale-Pompano Beach, FL [33100]	6	6	0.3%
Greensboro-High Point, NC [24660]	6	6	0.3%
Madison, WI [31540]	6	6	0.3%
Washington-Arlington-Alexandria, DC-VA-MD-WV [47900]	5	12	0.3%
Burlington-South Burlington, VT [15540]	5	9	0.3%
Orlando-Kissimmee, FL [36740]	5	9	0.3%
Knoxville, TN [28940]	5	8	0.3%
Pittsburgh, PA [38300]	5	7	0.3%
Syracuse, NY [45060]	5	6	0.3%
Indianapolis-Carmel, IN [26900]	5	5	0.3%
Bremerton-Silverdale, WA [14740]	5	3	0.3%
Binghamton, NY [13780]	5	3	0.3%
Rochester, NY [40380]	5	3	0.3%
Hartford-West Hartford-East Hartford, CT [25540]	5	1	0.3%
Champaign-Urbana, IL [16580]	4	6	0.2%
Cincinnati-Middletown, OH-KY-IN [17140]	4	6	0.2%
Rockford, IL [40420]	4	5	0.2%
Spokane, WA [44060]	4	4	0.2%
College Station-Bryan, TX [17780]	4	4	0.2%
New Haven-Milford, CT [35300]	4	3	0.2%
San Antonio, TX [41700]	4	2	0.2%
Elkhart-Goshen, IN [21140]	4	1	0.2%
South Bend-Mishawaka, IN-MI [43780]	4	1	0.2%
San Luis Obispo-Paso Robles, CA [42020]	3	4	0.2%
Yuba City, CA [49700]	3	3	0.2%
Milwaukee-Waukesha-West Allis, WI [33340]	3	3	0.2%
Roanoke, VA [40220]	3	3	0.2%
Vallejo-Fairfield, CA [46700]	3	2	0.2%
Bridgeport-Stamford-Norwalk, CT [14860]	3	2	0.2%
St. Louis, MO-IL [41180]	3	2	0.2%

Stockton, CA [44700]	3	1	0.2%
Springfield, MA [44140]	3	1	0.2%
Columbus, OH [18140]	2	5	0.1%
Portland-South Portland-Biddeford, ME [38860]	2	4	0.1%
Baltimore-Towson, MD [12580]	2	3	0.1%
Albuquerque, NM [10740]	2	3	0.1%
Las Vegas-Paradise, NV [29820]	2	3	0.1%
Akron, OH [10420]	2	2	0.1%
Tuscaloosa, AL [46220]	2	2	0.1%
Killeen-Temple-Fort Hood, TX [28660]	2	2	0.1%
Lakeland, FL [29460]	2	2	0.1%
Lexington-Fayette, KY [30460]	2	2	0.1%
Greenville-Mauldin-Easley, SC [24860]	2	2	0.1%
Salinas, CA [41500]	2	2	0.1%
Santa Rosa-Petaluma, CA [42220]	2	2	0.1%
Huntsville, AL [26620]	2	2	0.1%
Salt Lake City, UT [41620]	2	1	0.1%
Lansing-East Lansing, MI [29620]	2	1	0.1%

> ELECTRICITY: MEASURING AND TESTING [324] - {7794} : (213)

Metro Region	Patents	Inventors	% Of Class
San Jose-Sunnyvale-Santa Clara, CA [41940]	1265	1197	16.2%
San Francisco-Oakland-Fremont, CA [41860]	990	797	12.7%
Houston-Sugar Land-Baytown, TX [26420]	544	491	7%
Boston-Cambridge-Quincy, MA-NH [14460]	510	538	6.5%
New York-Northern New Jersey-Long Island, NY-NJ-PA [35620]	401	418	5.1%
Portland-Vancouver-Beaverton, OR-WA [38900]	353	342	4.5%
Austin-Round Rock, TX [12420]	264	336	3.4%
Seattle-Tacoma-Bellevue, WA [42660]	255	236	3.3%
Phoenix-Mesa-Scottsdale, AZ [38060]	253	288	3.2%
San Diego-Carlsbad-San Marcos, CA [41740]	243	258	3.1%
Dallas-Fort Worth-Arlington, TX [19100]	238	310	3.1%
Milwaukee-Waukesha-West Allis, WI [33340]	210	223	2.7%
Chicago-Naperville-Joliet, IL-IN-WI [16980]	201	196	2.6%
Boise City-Nampa, ID [14260]	199	111	2.6%
Detroit-Warren-Livonia, MI [19820]	193	242	2.5%
Albany-Schenectady-Troy, NY [10580]	181	171	2.3%
Boulder, CO [14500]	155	159	2%
Cleveland-Elyria-Mentor, OH [17460]	154	130	2%
Santa Cruz-Watsonville, CA [42100]	151	78	1.9%
Greeley, CO [24540]	139	155	1.8%
Washington-Arlington-Alexandria, DC-VA-MD-WV [47900]	131	146	1.7%
Burlington-South Burlington, VT [15540]	127	182	1.6%
Fort Collins-Loveland, CO [22660]	125	143	1.6%
Philadelphia-Camden-Wilmington, PA-NJ-DE-MD [37980]	122	143	1.6%
Atlanta-Sandy Springs-Marietta, GA [12060]	120	130	1.5%
Minneapolis-St. Paul-Bloomington, MN-WI [33460]	117	124	1.5%
Durham, NC [20500]	113	145	1.4%
Raleigh-Cary, NC [39580]	112	128	1.4%
Akron, OH [10420]	102	79	1.3%
Modesto, CA [33700]	100	43	1.3%
Manchester-Nashua, NH [31700]	93	71	1.2%
Pittsburgh, PA [38300]	90	94	1.2%
Denver-Aurora, CO [19740]	86	73	1.1%
Oxnard-Thousand Oaks-Ventura, CA [37100]	74	59	0.9%
Santa Rosa-Petaluma, CA [42220]	73	91	0.9%
Ann Arbor, MI [11460]	72	79	0.9%
Baltimore-Towson, MD [12580]	69	69	0.9%
Colorado Springs, CO [17820]	65	75	0.8%
Cincinnati-Middletown, OH-KY-IN [17140]	62	71	0.8%
Rochester, MN [40340]	57	93	0.7%



Florence, SC [22500]	57	47	0.7%
Bridgeport-Stamford-Norwalk, CT [14860]	56	56	0.7%
Sacramento--Arden-Arcade--Roseville, CA [40900]	54	56	0.7%
Madison, WI [31540]	53	63	0.7%
Rochester, NY [40380]	50	76	0.6%
Tucson, AZ [46060]	50	54	0.6%
Worcester, MA [49340]	45	47	0.6%
Indianapolis-Carmel, IN [26900]	43	56	0.6%
Hartford-West Hartford-East Hartford, CT [25540]	42	58	0.5%
Orlando-Kissimmee, FL [36740]	41	45	0.5%
Albuquerque, NM [10740]	38	51	0.5%
Allentown-Bethlehem-Easton, PA-NJ [10900]	36	53	0.5%
Salt Lake City, UT [41620]	36	34	0.5%
Virginia Beach-Norfolk-Newport News, VA-NC [47260]	34	36	0.4%
Racine, WI [39540]	34	23	0.4%
Provo-Orem, UT [39340]	33	29	0.4%
Gainesville, FL [23540]	31	37	0.4%
Providence-New Bedford-Fall River, RI-MA [39300]	31	34	0.4%
Knoxville, TN [28940]	30	46	0.4%
Tampa-St. Petersburg-Clearwater, FL [45300]	30	32	0.4%
San Antonio, TX [41700]	29	48	0.4%
Miami-Fort Lauderdale-Pompano Beach, FL [33100]	28	31	0.4%
Laredo, TX [29700]	27	39	0.3%
Riverside-San Bernardino-Ontario, CA [40140]	27	25	0.3%
Palm Bay-Melbourne-Titusville, FL [37340]	26	43	0.3%
Greenville-Mauldin-Easley, SC [24860]	25	35	0.3%
Kingston, NY [28740]	25	21	0.3%
Columbus, OH [18140]	24	42	0.3%
Peoria, IL [37900]	24	40	0.3%
New Haven-Milford, CT [35300]	24	29	0.3%
Trenton-Ewing, NJ [45940]	24	28	0.3%
Reno-Sparks, NV [39900]	24	18	0.3%
Syracuse, NY [45060]	23	26	0.3%
South Bend-Mishawaka, IN-MI [43780]	23	14	0.3%
Elkhart-Goshen, IN [21140]	22	15	0.3%
Rockford, IL [40420]	20	24	0.3%
Richmond, VA [40060]	20	15	0.3%
Las Cruces, NM [29740]	20	13	0.3%
El Paso, TX [21340]	20	13	0.3%
Kansas City, MO-KS [28140]	19	28	0.2%
Nashville-Davidson--Murfreesboro--Franklin, TN [34980]	19	20	0.2%
Bremerton-Silverdale, WA [14740]	19	7	0.2%
Binghamton, NY [13780]	18	20	0.2%
St. Louis, MO-IL [41180]	18	14	0.2%
Columbia, SC [17900]	18	11	0.2%
Dayton, OH [19380]	16	18	0.2%
Springfield, MA [44140]	16	10	0.2%
Greensboro-High Point, NC [24660]	15	23	0.2%
Charlotte-Gastonia-Concord, NC-SC [16740]	15	16	0.2%
Fort Wayne, IN [23060]	15	15	0.2%
Flint, MI [22420]	14	13	0.2%
Reading, PA [39740]	14	12	0.2%
Ogden-Clearfield, UT [36260]	14	12	0.2%
Cedar Rapids, IA [16300]	13	20	0.2%
Roanoke, VA [40220]	13	20	0.2%
Saginaw-Saginaw Township North, MI [40980]	13	20	0.2%
Huntsville, AL [26620]	13	18	0.2%
Buffalo-Niagara Falls, NY [15380]	13	16	0.2%
Portland-South Portland-Biddeford, ME [38860]	13	15	0.2%
Salinas, CA [41500]	13	9	0.2%
Tallahassee, FL [45220]	12	16	0.2%
State College, PA [44300]	12	11	0.2%
Tulsa, OK [46140]	11	22	0.1%
Iowa City, IA [26980]	11	16	0.1%
Blacksburg-Christiansburg-Radford, VA [13980]	11	13	0.1%

Charlottesville, VA [16820]	11	10	0.1%
Stockton, CA [44700]	11	8	0.1%
Spartanburg, SC [43900]	11	7	0.1%
Baton Rouge, LA [12940]	11	7	0.1%
Gainesville, GA [23580]	10	5	0.1%
Oklahoma City, OK [36420]	10	5	0.1%
Kennewick-Richland-Pasco, WA [28420]	9	21	0.1%
Grand Rapids-Wyoming, MI [24340]	9	13	0.1%
Champaign-Urbana, IL [16580]	9	13	0.1%
Yuba City, CA [49700]	9	7	0.1%
Port St. Lucie, FL [38940]	9	5	0.1%
Louisville/Jefferson County, KY-IN [31140]	8	17	0.1%
Kalamazoo-Portage, MI [28020]	8	7	0.1%
Youngstown-Warren-Boardman, OH-PA [49660]	8	5	0.1%
Panama City-Lynn Haven, FL [37460]	8	4	0.1%
Winston-Salem, NC [49180]	7	10	0.1%
Cape Coral-Fort Myers, FL [15980]	7	9	0.1%
College Station-Bryan, TX [17780]	7	9	0.1%
Norwich-New London, CT [35980]	7	8	0.1%
Vallejo-Fairfield, CA [46700]	7	8	0.1%
Barnstable Town, MA [12700]	7	5	0.1%
Atlantic City, NJ [12100]	7	3	0.1%
Asheville, NC [11700]	7	3	0.1%
Lexington-Fayette, KY [30460]	6	11	0.1%
Athens-Clarke County, GA [12020]	6	8	0.1%
Lancaster, PA [29540]	6	8	0.1%
Lansing-East Lansing, MI [29620]	6	8	0.1%
Toledo, OH [45780]	6	8	0.1%
Erie, PA [21500]	6	6	0.1%
New Orleans-Metairie-Kenner, LA [35380]	6	5	0.1%
Bellingham, WA [13380]	6	5	0.1%
Janesville, WI [27500]	6	4	0.1%
Lubbock, TX [31180]	6	4	0.1%
Salem, OR [41420]	6	4	0.1%
Davenport-Moline-Rock Island, IA-IL [19340]	5	7	0.1%
Jacksonville, FL [27260]	5	7	0.1%
Oshkosh-Neenah, WI [36780]	5	7	0.1%
Lakeland, FL [29460]	5	5	0.1%
Canton-Massillon, OH [15940]	5	5	0.1%
Olympia, WA [36500]	5	4	0.1%
Dover, DE [20100]	5	3	0.1%
Springfield, IL [44100]	5	2	0.1%
Lynchburg, VA [31340]	4	11	0.1%
Fargo, ND-MN [22020]	4	10	0.1%
Las Vegas-Paradise, NV [29820]	4	7	0.1%
Niles-Benton Harbor, MI [35660]	4	6	0.1%
San Luis Obispo-Paso Robles, CA [42020]	4	6	0.1%
Bend, OR [13460]	4	5	0.1%
York-Hanover, PA [49620]	4	4	0.1%
Spokane, WA [44060]	4	4	0.1%
Burlington, NC [15500]	4	4	0.1%
Bloomington, IN [14020]	3	7	0%
Harrisburg-Carlisle, PA [25420]	3	6	0%
Appleton, WI [11540]	3	4	0%
Waterloo-Cedar Falls, IA [47940]	3	4	0%
Memphis, TN-MS-AR [32820]	3	3	0%
Macon, GA [31420]	3	3	0%
Jackson, MS [27140]	3	3	0%
Jackson, MI [27100]	3	3	0%
Joplin, MO [27900]	3	3	0%
Naples-Marco Island, FL [34940]	3	3	0%
Utica-Rome, NY [46540]	3	2	0%
Eau Claire, WI [20740]	3	2	0%
Augusta-Richmond County, GA-SC [12260]	3	1	0%
Springfield, MO [44180]	3	1	0%

Topeka, KS [45820]	2	5	0%
Punta Gorda, FL [39460]	2	4	0%
Chattanooga, TN-GA [16860]	2	3	0%
Chico, CA [17020]	2	3	0%
Little Rock-North Little Rock-Conway, AR [30780]	2	3	0%
Redding, CA [39820]	2	3	0%
Eugene-Springfield, OR [21660]	2	3	0%
Visalia-Porterville, CA [47300]	2	2	0%
Lincoln, NE [30700]	2	2	0%
Fresno, CA [23420]	2	2	0%
Wilmington, NC [48900]	2	2	0%
Midland, TX [33260]	2	2	0%
Merced, CA [32900]	2	2	0%
Kingsport-Bristol-Bristol, TN-VA [28700]	2	2	0%
Wichita, KS [48620]	2	2	0%
Omaha-Council Bluffs, NE-IA [36540]	2	2	0%
Lafayette, LA [29180]	2	2	0%
Albany, GA [10500]	2	2	0%
Charleston-North Charleston, SC [16700]	2	2	0%
Huntington-Ashland, WV-KY-OH [26580]	2	2	0%
Birmingham-Hoover, AL [13820]	2	2	0%
Deltona-Daytona Beach-Ormond Beach, FL [19660]	2	1	0%
Bakersfield, CA [12540]	2	1	0%
St. Cloud, MN [41060]	2	1	0%

> ELECTRONIC DIGITAL LOGIC CIRCUITRY [326] - {2825} : (102)

Metro Region	Patents	Inventors	% Of Class
San Jose-Sunnyvale-Santa Clara, CA [41940]	1373	960	48.6%
San Francisco-Oakland-Fremont, CA [41860]	704	313	24.9%
Austin-Round Rock, TX [12420]	250	270	8.8%
New York-Northern New Jersey-Long Island, NY-NJ-PA [35620]	137	119	4.8%
Boulder, CO [14500]	118	65	4.2%
Portland-Vancouver-Beaverton, OR-WA [38900]	117	115	4.1%
Boston-Cambridge-Quincy, MA-NH [14460]	94	82	3.3%
Dallas-Fort Worth-Arlington, TX [19100]	88	97	3.1%
Boise City-Nampa, ID [14260]	85	55	3%
Denver-Aurora, CO [19740]	85	19	3%
Burlington-South Burlington, VT [15540]	84	97	3%
Santa Cruz-Watsonville, CA [42100]	81	53	2.9%
Allentown-Bethlehem-Easton, PA-NJ [10900]	69	57	2.4%
Phoenix-Mesa-Scottsdale, AZ [38060]	66	74	2.3%
Durham, NC [20500]	65	67	2.3%
San Diego-Carlsbad-San Marcos, CA [41740]	64	86	2.3%
Greeley, CO [24540]	53	61	1.9%
Fort Collins-Loveland, CO [22660]	53	60	1.9%
Raleigh-Cary, NC [39580]	52	59	1.8%
Philadelphia-Camden-Wilmington, PA-NJ-DE-MD [37980]	46	21	1.6%
Sacramento--Arden-Arcade--Roseville, CA [40900]	45	48	1.6%
Albuquerque, NM [10740]	39	37	1.4%
Seattle-Tacoma-Bellevue, WA [42660]	35	37	1.2%
Reading, PA [39740]	34	21	1.2%
Baltimore-Towson, MD [12580]	32	17	1.1%
Minneapolis-St. Paul-Bloomington, MN-WI [33460]	31	25	1.1%
Manchester-Nashua, NH [31700]	29	19	1%
Salinas, CA [41500]	28	6	1%
Rochester, MN [40340]	24	57	0.8%
Colorado Springs, CO [17820]	24	23	0.8%
Washington-Arlington-Alexandria, DC-VA-MD-WV [47900]	21	17	0.7%
Chicago-Naperville-Joliet, IL-IN-WI [16980]	19	25	0.7%
Atlanta-Sandy Springs-Marietta, GA [12060]	16	35	0.6%
Binghamton, NY [13780]	15	15	0.5%

Houston-Sugar Land-Baytown, TX [26420]	14	23	0.5%
Portland-South Portland-Biddeford, ME [38860]	12	14	0.4%
Tampa-St. Petersburg-Clearwater, FL [45300]	12	13	0.4%
Ann Arbor, MI [11460]	12	12	0.4%
Bridgeport-Stamford-Norwalk, CT [14860]	10	7	0.4%
Provo-Orem, UT [39340]	10	2	0.4%
Rochester, NY [40380]	8	7	0.3%
Kingston, NY [28740]	8	6	0.3%
Modesto, CA [33700]	8	3	0.3%
Tucson, AZ [46060]	7	8	0.2%
Oxnard-Thousand Oaks-Ventura, CA [37100]	7	6	0.2%
Pittsburgh, PA [38300]	7	5	0.2%
Worcester, MA [49340]	6	10	0.2%
Des Moines-West Des Moines, IA [19780]	6	2	0.2%
Eau Claire, WI [20740]	5	6	0.2%
Trenton-Ewing, NJ [45940]	5	5	0.2%
Gainesville, FL [23540]	5	5	0.2%
Olympia, WA [36500]	5	5	0.2%
Riverside-San Bernardino-Ontario, CA [40140]	5	4	0.2%
Miami-Fort Lauderdale-Pompano Beach, FL [33100]	5	4	0.2%
Vallejo-Fairfield, CA [46700]	5	4	0.2%
Palm Bay-Melbourne-Titusville, FL [37340]	4	5	0.1%
Utica-Rome, NY [46540]	4	4	0.1%
Huntsville, AL [26620]	4	3	0.1%
Salt Lake City, UT [41620]	4	2	0.1%
Reno-Sparks, NV [39900]	4	2	0.1%
Indianapolis-Carmel, IN [26900]	3	5	0.1%
College Station-Bryan, TX [17780]	3	4	0.1%
Madison, WI [31540]	3	3	0.1%
Orlando-Kissimmee, FL [36740]	3	2	0.1%
Iowa City, IA [26980]	3	2	0.1%
Fayetteville-Springdale-Rogers, AR-MO [22220]	3	2	0.1%
Lincoln, NE [30700]	3	1	0.1%
Omaha-Council Bluffs, NE-IA [36540]	3	1	0.1%
Albany-Schenectady-Troy, NY [10580]	2	5	0.1%
Fort Wayne, IN [23060]	2	5	0.1%
Greensboro-High Point, NC [24660]	2	3	0.1%
Lancaster, PA [29540]	2	3	0.1%
Yuba City, CA [49700]	2	2	0.1%
Akron, OH [10420]	2	2	0.1%
Detroit-Warren-Livonia, MI [19820]	2	2	0.1%
Providence-New Bedford-Fall River, RI-MA [39300]	2	2	0.1%
St. Louis, MO-IL [41180]	2	1	0.1%
Ocala, FL [36100]	2	1	0.1%
San Luis Obispo-Paso Robles, CA [42020]	2	1	0.1%

> MISCELLANEOUS ACTIVE ELECTRICAL NONLINEAR DEVICES, CIRCUITS, AND SYSTEMS [327] - {4687} : (132)

Metro Region	Patents	Inventors	% Of Class
San Jose-Sunnyvale-Santa Clara, CA [41940]	1460	1255	31.1%
San Francisco-Oakland-Fremont, CA [41860]	624	430	13.3%
Austin-Round Rock, TX [12420]	411	413	8.8%
Boise City-Nampa, ID [14260]	301	105	6.4%
Dallas-Fort Worth-Arlington, TX [19100]	278	284	5.9%
San Diego-Carlsbad-San Marcos, CA [41740]	256	263	5.5%
Boston-Cambridge-Quincy, MA-NH [14460]	226	242	4.8%
Phoenix-Mesa-Scottsdale, AZ [38060]	220	208	4.7%
New York-Northern New Jersey-Long Island, NY-NJ-PA [35620]	203	165	4.3%
Portland-Vancouver-Beaverton, OR-WA [38900]	195	192	4.2%
Burlington-South Burlington, VT [15540]	147	142	3.1%
Durham, NC [20500]	129	108	2.8%

Boulder, CO [14500]	107	97	2.3%
Raleigh-Cary, NC [39580]	106	84	2.3%
Fort Collins-Loveland, CO [22660]	93	102	2%
Greeley, CO [24540]	92	102	2%
Santa Cruz-Watsonville, CA [42100]	91	55	1.9%
Colorado Springs, CO [17820]	87	70	1.9%
Allentown-Bethlehem-Easton, PA-NJ [10900]	81	75	1.7%
Seattle-Tacoma-Bellevue, WA [42660]	62	56	1.3%
Sacramento--Arden-Arcade--Roseville, CA [40900]	57	66	1.2%
Tucson, AZ [46060]	55	63	1.2%
Atlanta-Sandy Springs-Marietta, GA [12060]	52	61	1.1%
Portland-South Portland-Biddeford, ME [38860]	47	41	1%
Greensboro-High Point, NC [24660]	46	46	1%
Philadelphia-Camden-Wilmington, PA-NJ-DE-MD [37980]	46	30	1%
Manchester-Nashua, NH [31700]	45	42	1%
Reading, PA [39740]	44	21	0.9%
Minneapolis-St. Paul-Bloomington, MN-WI [33460]	43	39	0.9%
Chicago-Naperville-Joliet, IL-IN-WI [16980]	38	48	0.8%
Rochester, MN [40340]	37	61	0.8%
Denver-Aurora, CO [19740]	29	24	0.6%
Oxnard-Thousand Oaks-Ventura, CA [37100]	28	29	0.6%
Washington-Arlington-Alexandria, DC-VA-MD-WV [47900]	27	22	0.6%
Bridgeport-Stamford-Norwalk, CT [14860]	25	13	0.5%
Ann Arbor, MI [11460]	20	15	0.4%
Palm Bay-Melbourne-Titusville, FL [37340]	19	26	0.4%
Rochester, NY [40380]	19	24	0.4%
Baltimore-Towson, MD [12580]	19	24	0.4%
Worcester, MA [49340]	18	20	0.4%
Riverside-San Bernardino-Ontario, CA [40140]	18	14	0.4%
Houston-Sugar Land-Baytown, TX [26420]	17	21	0.4%
Albany-Schenectady-Troy, NY [10580]	16	24	0.3%
Trenton-Ewing, NJ [45940]	16	7	0.3%
Miami-Fort Lauderdale-Pompano Beach, FL [33100]	13	20	0.3%
Madison, WI [31540]	13	10	0.3%
Modesto, CA [33700]	13	8	0.3%
Tampa-St. Petersburg-Clearwater, FL [45300]	11	15	0.2%
Providence-New Bedford-Fall River, RI-MA [39300]	11	10	0.2%
Hartford-West Hartford-East Hartford, CT [25540]	11	8	0.2%
Albuquerque, NM [10740]	10	9	0.2%
Vallejo-Fairfield, CA [46700]	10	6	0.2%
Detroit-Warren-Livonia, MI [19820]	9	13	0.2%
Salt Lake City, UT [41620]	9	9	0.2%
Indianapolis-Carmel, IN [26900]	9	8	0.2%
Binghamton, NY [13780]	9	8	0.2%
Pittsburgh, PA [38300]	8	11	0.2%
Orlando-Kissimmee, FL [36740]	8	10	0.2%
Winston-Salem, NC [49180]	8	7	0.2%
Stockton, CA [44700]	8	5	0.2%
Cedar Rapids, IA [16300]	7	11	0.1%
Cleveland-Elyria-Mentor, OH [17460]	7	10	0.1%
Kingston, NY [28740]	6	5	0.1%
Springfield, MA [44140]	6	4	0.1%
Yuba City, CA [49700]	6	4	0.1%
Champaign-Urbana, IL [16580]	5	9	0.1%
Iowa City, IA [26980]	5	8	0.1%
Columbia, SC [17900]	5	8	0.1%
Des Moines-West Des Moines, IA [19780]	5	6	0.1%
Gainesville, GA [23580]	5	1	0.1%
Milwaukee-Waukesha-West Allis, WI [33340]	4	6	0.1%
Provo-Orem, UT [39340]	4	6	0.1%
Gainesville, FL [23540]	4	5	0.1%
Santa Rosa-Petaluma, CA [42220]	4	5	0.1%
Johnson City, TN [27740]	4	5	0.1%
Charlottesville, VA [16820]	4	4	0.1%
Rockford, IL [40420]	4	4	0.1%

Cincinnati-Middletown, OH-KY-IN [17140]	4	4	0.1%
Bloomington, IN [14020]	4	3	0.1%
Elkhart-Goshen, IN [21140]	4	2	0.1%
Fayetteville-Springdale-Rogers, AR-MO [22220]	3	5	0.1%
Olympia, WA [36500]	3	4	0.1%
Akron, OH [10420]	3	4	0.1%
Utica-Rome, NY [46540]	3	4	0.1%
Syracuse, NY [45060]	3	3	0.1%
College Station-Bryan, TX [17780]	3	3	0.1%
Burlington, NC [15500]	3	3	0.1%
Blacksburg-Christiansburg-Radford, VA [13980]	3	3	0.1%
San Luis Obispo-Paso Robles, CA [42020]	3	3	0.1%
St. Louis, MO-IL [41180]	3	3	0.1%
Louisville/Jefferson County, KY-IN [31140]	3	3	0.1%
New Haven-Milford, CT [35300]	3	2	0.1%
Kennewick-Richland-Pasco, WA [28420]	3	1	0.1%
Lancaster, PA [29540]	3	1	0.1%
Greenville-Mauldin-Easley, SC [24860]	2	3	0%
Harrisburg-Carlisle, PA [25420]	2	3	0%
Salinas, CA [41500]	2	3	0%
Knoxville, TN [28940]	2	3	0%
Bend, OR [13460]	2	2	0%
Asheville, NC [11700]	2	2	0%
Roanoke, VA [40220]	2	2	0%
San Antonio, TX [41700]	2	2	0%
Dayton, OH [19380]	2	2	0%
Grand Rapids-Wyoming, MI [24340]	2	2	0%
Virginia Beach-Norfolk-Newport News, VA-NC [47260]	2	2	0%
Kingsport-Bristol-Bristol, TN-VA [28700]	2	2	0%
Richmond, VA [40060]	2	2	0%
Eau Claire, WI [20740]	2	2	0%
South Bend-Mishawaka, IN-MI [43780]	2	1	0%
Columbus, OH [18140]	2	1	0%

> DEMODULATORS [329] - {34} : (22)

Metro Region	Patents	Inventors	% Of Class
San Francisco-Oakland-Fremont, CA [41860]	7	11	20.6%
San Jose-Sunnyvale-Santa Clara, CA [41940]	7	9	20.6%
San Diego-Carlsbad-San Marcos, CA [41740]	6	12	17.6%
New York-Northern New Jersey-Long Island, NY-NJ-PA [35620]	2	7	5.9%
Austin-Round Rock, TX [12420]	2	4	5.9%
Indianapolis-Carmel, IN [26900]	2	4	5.9%

> AMPLIFIERS [330] - {2154} : (110)

Metro Region	Patents	Inventors	% Of Class
San Jose-Sunnyvale-Santa Clara, CA [41940]	463	409	21.5%
San Francisco-Oakland-Fremont, CA [41860]	241	159	11.2%
San Diego-Carlsbad-San Marcos, CA [41740]	210	221	9.7%
Boston-Cambridge-Quincy, MA-NH [14460]	183	195	8.5%
Austin-Round Rock, TX [12420]	174	148	8.1%
Dallas-Fort Worth-Arlington, TX [19100]	162	206	7.5%
Phoenix-Mesa-Scottsdale, AZ [38060]	162	161	7.5%
New York-Northern New Jersey-Long Island, NY-NJ-PA [35620]	99	113	4.6%
Portland-Vancouver-Beaverton, OR-WA [38900]	88	58	4.1%
Tucson, AZ [46060]	68	53	3.2%
Cedar Rapids, IA [16300]	57	47	2.6%
Santa Cruz-Watsonville, CA [42100]	56	33	2.6%

Chicago-Naperville-Joliet, IL-IN-WI [16980]	54	63	2.5%
Iowa City, IA [26980]	52	34	2.4%
Atlanta-Sandy Springs-Marietta, GA [12060]	44	40	2%
Oxnard-Thousand Oaks-Ventura, CA [37100]	41	45	1.9%
Greensboro-High Point, NC [24660]	40	38	1.9%
Durham, NC [20500]	38	39	1.8%
Raleigh-Cary, NC [39580]	32	37	1.5%
Boulder, CO [14500]	32	25	1.5%
Seattle-Tacoma-Bellevue, WA [42660]	28	29	1.3%
Greeley, CO [24540]	28	24	1.3%
Philadelphia-Camden-Wilmington, PA-NJ-DE-MD [37980]	26	26	1.2%
Fort Collins-Loveland, CO [22660]	25	22	1.2%
Colorado Springs, CO [17820]	24	20	1.1%
Manchester-Nashua, NH [31700]	21	18	1%
Minneapolis-St. Paul-Bloomington, MN-WI [33460]	20	20	0.9%
Boise City-Nampa, ID [14260]	19	11	0.9%
Washington-Arlington-Alexandria, DC-VA-MD-WV [47900]	17	20	0.8%
Allentown-Bethlehem-Easton, PA-NJ [10900]	16	25	0.7%
Rochester, NY [40380]	15	17	0.7%
Baltimore-Towson, MD [12580]	14	13	0.6%
Denver-Aurora, CO [19740]	14	9	0.6%
Santa Rosa-Petaluma, CA [42220]	13	12	0.6%
Worcester, MA [49340]	13	11	0.6%
Palm Bay-Melbourne-Titusville, FL [37340]	12	13	0.6%
Winston-Salem, NC [49180]	12	11	0.6%
Riverside-San Bernardino-Ontario, CA [40140]	10	11	0.5%
Miami-Fort Lauderdale-Pompano Beach, FL [33100]	9	12	0.4%
Burlington-South Burlington, VT [15540]	9	11	0.4%
Cincinnati-Middletown, OH-KY-IN [17140]	9	8	0.4%
Reading, PA [39740]	9	8	0.4%
Sacramento--Arden-Arcade--Roseville, CA [40900]	9	8	0.4%
Detroit-Warren-Livonia, MI [19820]	8	11	0.4%
Lansing-East Lansing, MI [29620]	8	2	0.4%
Gainesville, FL [23540]	6	7	0.3%
Spokane, WA [44060]	6	2	0.3%
Orlando-Kissimmee, FL [36740]	5	7	0.2%
Cleveland-Elyria-Mentor, OH [17460]	5	7	0.2%
Salt Lake City, UT [41620]	5	7	0.2%
Portland-South Portland-Biddeford, ME [38860]	5	5	0.2%
Vallejo-Fairfield, CA [46700]	5	4	0.2%
Jackson, MS [27140]	5	4	0.2%
Tampa-St. Petersburg-Clearwater, FL [45300]	5	4	0.2%
Rochester, MN [40340]	5	4	0.2%
Trenton-Ewing, NJ [45940]	5	3	0.2%
Charlotte-Gastonia-Concord, NC-SC [16740]	5	3	0.2%
Knoxville, TN [28940]	4	9	0.2%
Albany-Schenectady-Troy, NY [10580]	4	7	0.2%
Ann Arbor, MI [11460]	4	4	0.2%
College Station-Bryan, TX [17780]	4	3	0.2%
Johnson City, TN [27740]	4	3	0.2%
San Antonio, TX [41700]	4	2	0.2%
Reno-Sparks, NV [39900]	4	2	0.2%
Elkhart-Goshen, IN [21140]	4	1	0.2%
South Bend-Mishawaka, IN-MI [43780]	4	1	0.2%
Fayetteville-Springdale-Rogers, AR-MO [22220]	3	6	0.1%
Champaign-Urbana, IL [16580]	3	6	0.1%
Columbus, OH [18140]	3	5	0.1%
San Luis Obispo-Paso Robles, CA [42020]	3	3	0.1%
Indianapolis-Carmel, IN [26900]	3	3	0.1%
Pittsburgh, PA [38300]	3	3	0.1%
Hartford-West Hartford-East Hartford, CT [25540]	3	3	0.1%
Syracuse, NY [45060]	3	3	0.1%
Yuba City, CA [49700]	3	2	0.1%
Akron, OH [10420]	2	4	0.1%
Madison, WI [31540]	2	4	0.1%

Milwaukee-Waukesha-West Allis, WI [33340]	2	4	0.1%
Kansas City, MO-KS [28140]	2	4	0.1%
Huntsville, AL [26620]	2	3	0.1%
Des Moines-West Des Moines, IA [19780]	2	3	0.1%
Albuquerque, NM [10740]	2	2	0.1%
Kingston, NY [28740]	2	2	0.1%
Richmond, VA [40060]	2	2	0.1%
Provo-Orem, UT [39340]	2	2	0.1%
Modesto, CA [33700]	2	2	0.1%
Scranton--Wilkes-Barre, PA [42540]	2	1	0.1%
Bellingham, WA [13380]	2	1	0.1%
New Orleans-Metairie-Kenner, LA [35380]	2	1	0.1%
Blacksburg-Christiansburg-Radford, VA [13980]	2	1	0.1%
Laredo, TX [29700]	2	1	0.1%
New Haven-Milford, CT [35300]	2	1	0.1%

> OSCILLATORS [331] - {1453} : (114)

Metro Region	Patents	Inventors	% Of Class
San Jose-Sunnyvale-Santa Clara, CA [41940]	392	389	27%
San Francisco-Oakland-Fremont, CA [41860]	214	172	14.7%
San Diego-Carlsbad-San Marcos, CA [41740]	139	179	9.6%
Austin-Round Rock, TX [12420]	113	138	7.8%
New York-Northern New Jersey-Long Island, NY-NJ-PA [35620]	96	89	6.6%
Dallas-Fort Worth-Arlington, TX [19100]	78	99	5.4%
Boston-Cambridge-Quincy, MA-NH [14460]	62	70	4.3%
Phoenix-Mesa-Scottsdale, AZ [38060]	62	70	4.3%
Portland-Vancouver-Beaverton, OR-WA [38900]	55	72	3.8%
Seattle-Tacoma-Bellevue, WA [42660]	38	28	2.6%
Chicago-Naperville-Joliet, IL-IN-WI [16980]	37	47	2.5%
Santa Cruz-Watsonville, CA [42100]	35	23	2.4%
Detroit-Warren-Livonia, MI [19820]	32	18	2.2%
Ann Arbor, MI [11460]	32	14	2.2%
Burlington-South Burlington, VT [15540]	28	37	1.9%
Minneapolis-St. Paul-Bloomington, MN-WI [33460]	24	23	1.7%
Durham, NC [20500]	23	29	1.6%
Oxnard-Thousand Oaks-Ventura, CA [37100]	20	29	1.4%
Philadelphia-Camden-Wilmington, PA-NJ-DE-MD [37980]	20	17	1.4%
Fort Collins-Loveland, CO [22660]	19	29	1.3%
Boulder, CO [14500]	18	32	1.2%
Greeley, CO [24540]	18	29	1.2%
Raleigh-Cary, NC [39580]	18	25	1.2%
Allentown-Bethlehem-Easton, PA-NJ [10900]	18	23	1.2%
Trenton-Ewing, NJ [45940]	16	16	1.1%
Sacramento--Arden-Arcade--Roseville, CA [40900]	15	17	1%
Atlanta-Sandy Springs-Marietta, GA [12060]	14	27	1%
Greensboro-High Point, NC [24660]	14	16	1%
Boise City-Nampa, ID [14260]	13	6	0.9%
Washington-Arlington-Alexandria, DC-VA-MD-WV [47900]	12	21	0.8%
Manchester-Nashua, NH [31700]	11	13	0.8%
Cedar Rapids, IA [16300]	11	13	0.8%
Portland-South Portland-Biddeford, ME [38860]	11	10	0.8%
Iowa City, IA [26980]	10	10	0.7%
Tucson, AZ [46060]	9	17	0.6%
Baltimore-Towson, MD [12580]	9	16	0.6%
Santa Rosa-Petaluma, CA [42220]	9	12	0.6%
Denver-Aurora, CO [19740]	9	11	0.6%
Modesto, CA [33700]	9	5	0.6%
Bridgeport-Stamford-Norwalk, CT [14860]	9	4	0.6%
Colorado Springs, CO [17820]	8	12	0.6%
Houston-Sugar Land-Baytown, TX [26420]	7	14	0.5%
Virginia Beach-Norfolk-Newport News, VA-NC [47260]	7	8	0.5%



Reading, PA [39740]	7	7	0.5%
Riverside-San Bernardino-Ontario, CA [40140]	7	6	0.5%
Kingston, NY [28740]	7	3	0.5%
Miami-Fort Lauderdale-Pompano Beach, FL [33100]	6	9	0.4%
Rochester, NY [40380]	6	6	0.4%
Albuquerque, NM [10740]	5	15	0.3%
Rochester, MN [40340]	5	8	0.3%
Cleveland-Elyria-Mentor, OH [17460]	5	5	0.3%
Richmond, VA [40060]	5	2	0.3%
Stockton, CA [44700]	5	1	0.3%
Harrisburg-Carlisle, PA [25420]	4	5	0.3%
Tampa-St. Petersburg-Clearwater, FL [45300]	4	4	0.3%
Rockford, IL [40420]	4	4	0.3%
Eau Claire, WI [20740]	4	4	0.3%
Albany-Schenectady-Troy, NY [10580]	4	4	0.3%
Winston-Salem, NC [49180]	4	3	0.3%
Knoxville, TN [28940]	4	3	0.3%
Bellingham, WA [13380]	4	1	0.3%
Roanoke, VA [40220]	3	4	0.2%
Palm Bay-Melbourne-Titusville, FL [37340]	3	4	0.2%
Indianapolis-Carmel, IN [26900]	3	4	0.2%
Vallejo-Fairfield, CA [46700]	3	3	0.2%
Gainesville, GA [23580]	3	3	0.2%
Madison, WI [31540]	3	3	0.2%
Lexington-Fayette, KY [30460]	3	3	0.2%
Providence-New Bedford-Fall River, RI-MA [39300]	3	2	0.2%
York-Hanover, PA [49620]	3	2	0.2%
Springfield, MA [44140]	3	1	0.2%
College Station-Bryan, TX [17780]	2	3	0.1%
Orlando-Kissimmee, FL [36740]	2	3	0.1%
San Antonio, TX [41700]	2	2	0.1%
Blacksburg-Christiansburg-Radford, VA [13980]	2	2	0.1%
Pittsburgh, PA [38300]	2	2	0.1%
Yuba City, CA [49700]	2	2	0.1%
Olympia, WA [36500]	2	1	0.1%
Bend, OR [13460]	2	1	0.1%
Des Moines-West Des Moines, IA [19780]	2	1	0.1%

> MODULATORS [332] - {443} : (135)

Metro Region	Patents	Inventors	% Of Class
San Jose-Sunnyvale-Santa Clara, CA [41940]	48	53	10.8%
San Francisco-Oakland-Fremont, CA [41860]	37	38	8.4%
New York-Northern New Jersey-Long Island, NY-NJ-PA [35620]	26	31	5.9%
San Diego-Carlsbad-San Marcos, CA [41740]	21	24	4.7%
Phoenix-Mesa-Scottsdale, AZ [38060]	18	20	4.1%
St. Louis, MO-IL [41180]	18	10	4.1%
Little Rock-North Little Rock-Conway, AR [30780]	16	14	3.6%
Detroit-Warren-Livonia, MI [19820]	15	23	3.4%
Dallas-Fort Worth-Arlington, TX [19100]	14	21	3.2%
Baltimore-Towson, MD [12580]	14	16	3.2%
Charlotte-Gastonia-Concord, NC-SC [16740]	14	11	3.2%
Santa Cruz-Watsonville, CA [42100]	12	13	2.7%
Austin-Round Rock, TX [12420]	12	13	2.7%
Dayton, OH [19380]	12	9	2.7%
Portland-Vancouver-Beaverton, OR-WA [38900]	11	15	2.5%
Boston-Cambridge-Quincy, MA-NH [14460]	11	11	2.5%
York-Hanover, PA [49620]	11	8	2.5%
Hickory-Lenoir-Morganton, NC [25860]	11	5	2.5%
Ann Arbor, MI [11460]	10	9	2.3%
Atlanta-Sandy Springs-Marietta, GA [12060]	10	7	2.3%
Chicago-Naperville-Joliet, IL-IN-WI [16980]	9	16	2%

Seattle-Tacoma-Bellevue, WA [42660]	9	13	2%
Philadelphia-Camden-Wilmington, PA-NJ-DE-MD [37980]	9	10	2%
Oxnard-Thousand Oaks-Ventura, CA [37100]	8	6	1.8%
Bellingham, WA [13380]	8	2	1.8%
Des Moines-West Des Moines, IA [19780]	8	2	1.8%
Durham, NC [20500]	7	10	1.6%
Duluth, MN-WI [20260]	7	5	1.6%
Raleigh-Cary, NC [39580]	6	8	1.4%
Milwaukee-Waukesha-West Allis, WI [33340]	6	7	1.4%
Cincinnati-Middletown, OH-KY-IN [17140]	6	7	1.4%
Augusta-Richmond County, GA-SC [12260]	6	1	1.4%
Washington-Arlington-Alexandria, DC-VA-MD-WV [47900]	5	7	1.1%
Chattanooga, TN-GA [16860]	5	5	1.1%
Hartford-West Hartford-East Hartford, CT [25540]	5	4	1.1%
Bend, OR [13460]	5	3	1.1%
Tucson, AZ [46060]	4	8	0.9%
Miami-Fort Lauderdale-Pompano Beach, FL [33100]	4	4	0.9%
Indianapolis-Carmel, IN [26900]	4	4	0.9%
Providence-New Bedford-Fall River, RI-MA [39300]	4	4	0.9%
Denver-Aurora, CO [19740]	4	4	0.9%
Pittsburgh, PA [38300]	4	3	0.9%
Santa Rosa-Petaluma, CA [42220]	4	3	0.9%
Charlottesville, VA [16820]	4	3	0.9%
Lynchburg, VA [31340]	4	3	0.9%
San Antonio, TX [41700]	4	3	0.9%
Greensboro-High Point, NC [24660]	3	5	0.7%
Columbus, OH [18140]	3	4	0.7%
Cleveland-Elyria-Mentor, OH [17460]	3	4	0.7%
Palm Bay-Melbourne-Titusville, FL [37340]	3	4	0.7%
Madison, WI [31540]	3	4	0.7%
Flint, MI [22420]	3	3	0.7%
Virginia Beach-Norfolk-Newport News, VA-NC [47260]	3	3	0.7%
Jackson, MS [27140]	3	3	0.7%
Salt Lake City, UT [41620]	3	3	0.7%
Allentown-Bethlehem-Easton, PA-NJ [10900]	3	2	0.7%
Eugene-Springfield, OR [21660]	3	2	0.7%
Akron, OH [10420]	3	2	0.7%
Warner Robins, GA [47580]	3	2	0.7%
Jackson, MI [27100]	3	2	0.7%
South Bend-Mishawaka, IN-MI [43780]	2	7	0.5%
Minneapolis-St. Paul-Bloomington, MN-WI [33460]	2	5	0.5%
Manchester-Nashua, NH [31700]	2	4	0.5%
Evansville, IN-KY [21780]	2	3	0.5%
Houston-Sugar Land-Baytown, TX [26420]	2	3	0.5%
Boise City-Nampa, ID [14260]	2	3	0.5%
Greeley, CO [24540]	2	3	0.5%
Cedar Rapids, IA [16300]	2	3	0.5%
Trenton-Ewing, NJ [45940]	2	3	0.5%
Sacramento--Arden-Arcade--Roseville, CA [40900]	2	3	0.5%
Orlando-Kissimmee, FL [36740]	2	3	0.5%
Colorado Springs, CO [17820]	2	2	0.5%
Boulder, CO [14500]	2	2	0.5%
Omaha-Council Bluffs, NE-IA [36540]	2	2	0.5%
Nashville-Davidson--Murfreesboro--Franklin, TN [34980]	2	2	0.5%
Louisville/Jefferson County, KY-IN [31140]	2	2	0.5%
Ogden-Clearfield, UT [36260]	2	2	0.5%
Tampa-St. Petersburg-Clearwater, FL [45300]	2	2	0.5%
Lincoln, NE [30700]	2	2	0.5%
Albuquerque, NM [10740]	2	2	0.5%
Provo-Orem, UT [39340]	2	2	0.5%
Amarillo, TX [11100]	2	2	0.5%
Fresno, CA [23420]	2	1	0.5%
Laredo, TX [29700]	2	1	0.5%
Redding, CA [39820]	2	1	0.5%

## &gt; WAVE TRANSMISSION LINES AND NETWORKS [333] - {1673} : (147)

Metro Region	Patents	Inventors	% Of Class
San Jose-Sunnyvale-Santa Clara, CA [41940]	276	207	16.5%
San Francisco-Oakland-Fremont, CA [41860]	208	152	12.4%
Boston-Cambridge-Quincy, MA-NH [14460]	132	162	7.9%
New York-Northern New Jersey-Long Island, NY-NJ-PA [35620]	98	106	5.9%
Phoenix-Mesa-Scottsdale, AZ [38060]	89	93	5.3%
San Diego-Carlsbad-San Marcos, CA [41740]	85	89	5.1%
Oxnard-Thousand Oaks-Ventura, CA [37100]	68	49	4.1%
Baltimore-Towson, MD [12580]	65	39	3.9%
Atlanta-Sandy Springs-Marietta, GA [12060]	54	60	3.2%
Palm Bay-Melbourne-Titusville, FL [37340]	53	41	3.2%
Philadelphia-Camden-Wilmington, PA-NJ-DE-MD [37980]	46	61	2.7%
Portland-Vancouver-Beaverton, OR-WA [38900]	45	56	2.7%
Chicago-Naperville-Joliet, IL-IN-WI [16980]	44	63	2.6%
Dallas-Fort Worth-Arlington, TX [19100]	41	51	2.5%
Washington-Arlington-Alexandria, DC-VA-MD-WV [47900]	40	34	2.4%
Syracuse, NY [45060]	38	34	2.3%
Durham, NC [20500]	32	38	1.9%
Raleigh-Cary, NC [39580]	31	35	1.9%
Greeley, CO [24540]	30	32	1.8%
Seattle-Tacoma-Bellevue, WA [42660]	29	37	1.7%
Fort Collins-Loveland, CO [22660]	29	30	1.7%
Austin-Round Rock, TX [12420]	26	46	1.6%
Manchester-Nashua, NH [31700]	26	29	1.6%
Albuquerque, NM [10740]	25	30	1.5%
Blacksburg-Christiansburg-Radford, VA [13980]	25	15	1.5%
Santa Rosa-Petaluma, CA [42220]	24	34	1.4%
Orlando-Kissimmee, FL [36740]	22	32	1.3%
Boulder, CO [14500]	20	25	1.2%
Ann Arbor, MI [11460]	19	17	1.1%
Santa Cruz-Watsonville, CA [42100]	19	10	1.1%
Riverside-San Bernardino-Ontario, CA [40140]	18	18	1.1%
Burlington-South Burlington, VT [15540]	18	9	1.1%
Hartford-West Hartford-East Hartford, CT [25540]	17	14	1%
Houston-Sugar Land-Baytown, TX [26420]	16	15	1%
Rochester, NY [40380]	15	21	0.9%
Portland-South Portland-Biddeford, ME [38860]	14	18	0.8%
New Haven-Milford, CT [35300]	14	14	0.8%
Worcester, MA [49340]	14	10	0.8%
Sacramento--Arden-Arcade--Roseville, CA [40900]	13	23	0.8%
Miami-Fort Lauderdale-Pompano Beach, FL [33100]	13	13	0.8%
Milwaukee-Waukesha-West Allis, WI [33340]	13	8	0.8%
Providence-New Bedford-Fall River, RI-MA [39300]	13	6	0.8%
Detroit-Warren-Livonia, MI [19820]	12	20	0.7%
Iowa City, IA [26980]	11	15	0.7%
Minneapolis-St. Paul-Bloomington, MN-WI [33460]	11	14	0.7%
Denver-Aurora, CO [19740]	11	13	0.7%
Boise City-Nampa, ID [14260]	11	9	0.7%
Cedar Rapids, IA [16300]	10	21	0.6%
Greensboro-High Point, NC [24660]	10	7	0.6%
Albany-Schenectady-Troy, NY [10580]	9	13	0.5%
Tucson, AZ [46060]	9	12	0.5%
Cincinnati-Middletown, OH-KY-IN [17140]	9	10	0.5%
Rochester, MN [40340]	8	11	0.5%
Utica-Rome, NY [46540]	8	8	0.5%
Virginia Beach-Norfolk-Newport News, VA-NC [47260]	8	6	0.5%
Tampa-St. Petersburg-Clearwater, FL [45300]	7	9	0.4%
Bridgeport-Stamford-Norwalk, CT [14860]	7	8	0.4%
Port St. Lucie, FL [38940]	7	8	0.4%
Cleveland-Elyria-Mentor, OH [17460]	7	7	0.4%
Trenton-Ewing, NJ [45940]	7	4	0.4%

Dayton, OH [19380]	6	10	0.4%
Colorado Springs, CO [17820]	6	9	0.4%
Charlotte-Gastonia-Concord, NC-SC [16740]	6	6	0.4%
Erie, PA [21500]	5	7	0.3%
Modesto, CA [33700]	5	6	0.3%
Buffalo-Niagara Falls, NY [15380]	5	5	0.3%
Salisbury, MD [41540]	5	3	0.3%
Lynchburg, VA [31340]	4	6	0.2%
Indianapolis-Carmel, IN [26900]	4	5	0.2%
Akron, OH [10420]	4	5	0.2%
Columbus, OH [18140]	4	4	0.2%
Fort Wayne, IN [23060]	4	4	0.2%
State College, PA [44300]	3	6	0.2%
Salt Lake City, UT [41620]	3	5	0.2%
Allentown-Bethlehem-Easton, PA-NJ [10900]	3	4	0.2%
Lakeland, FL [29460]	3	4	0.2%
Harrisburg-Carlisle, PA [25420]	3	4	0.2%
Binghamton, NY [13780]	3	4	0.2%
Provo-Orem, UT [39340]	3	4	0.2%
York-Hanover, PA [49620]	3	4	0.2%
Yuba City, CA [49700]	3	3	0.2%
San Antonio, TX [41700]	3	3	0.2%
Hickory-Lenoir-Morganton, NC [25860]	3	3	0.2%
St. Louis, MO-IL [41180]	3	3	0.2%
Reno-Sparks, NV [39900]	3	2	0.2%
Winston-Salem, NC [49180]	3	2	0.2%
Gainesville, FL [23540]	3	2	0.2%
Bakersfield, CA [12540]	3	2	0.2%
Medford, OR [32780]	3	1	0.2%
Des Moines-West Des Moines, IA [19780]	3	1	0.2%
Peoria, IL [37900]	2	5	0.1%
Huntsville, AL [26620]	2	4	0.1%
Ogden-Clearfield, UT [36260]	2	3	0.1%
Champaign-Urbana, IL [16580]	2	3	0.1%
Olympia, WA [36500]	2	2	0.1%
College Station-Bryan, TX [17780]	2	2	0.1%
South Bend-Mishawaka, IN-MI [43780]	2	2	0.1%
Salinas, CA [41500]	2	2	0.1%
Bremerton-Silverdale, WA [14740]	2	2	0.1%
Kingston, NY [28740]	2	2	0.1%
Gainesville, GA [23580]	2	2	0.1%
Vallejo-Fairfield, CA [46700]	2	2	0.1%
Tulsa, OK [46140]	2	2	0.1%
Richmond, VA [40060]	2	2	0.1%
Laredo, TX [29700]	2	2	0.1%
Ocala, FL [36100]	2	1	0.1%

> TUNERS [334] - {180} : (76)

Metro Region	Patents	Inventors	% Of Class
Chicago-Naperville-Joliet, IL-IN-WI [16980]	16	16	8.9%
Hartford-West Hartford-East Hartford, CT [25540]	12	9	6.7%
Washington-Arlington-Alexandria, DC-VA-MD-WV [47900]	12	7	6.7%
New York-Northern New Jersey-Long Island, NY-NJ-PA [35620]	9	12	5%
San Jose-Sunnyvale-Santa Clara, CA [41940]	8	10	4.4%
Boston-Cambridge-Quincy, MA-NH [14460]	7	11	3.9%
Cleveland-Elyria-Mentor, OH [17460]	7	6	3.9%
San Francisco-Oakland-Fremont, CA [41860]	6	12	3.3%
San Diego-Carlsbad-San Marcos, CA [41740]	6	10	3.3%
Santa Cruz-Watsonville, CA [42100]	6	4	3.3%
Milwaukee-Waukesha-West Allis, WI [33340]	5	7	2.8%
Raleigh-Cary, NC [39580]	5	4	2.8%

Baltimore-Towson, MD [12580]	4	4	2.2%
Charlotte-Gastonia-Concord, NC-SC [16740]	4	4	2.2%
Philadelphia-Camden-Wilmington, PA-NJ-DE-MD [37980]	4	4	2.2%
New Haven-Milford, CT [35300]	3	5	1.7%
Houston-Sugar Land-Baytown, TX [26420]	3	3	1.7%
Charleston-North Charleston, SC [16700]	3	3	1.7%
Seattle-Tacoma-Bellevue, WA [42660]	3	3	1.7%
Atlanta-Sandy Springs-Marietta, GA [12060]	3	3	1.7%
Cape Coral-Fort Myers, FL [15980]	3	2	1.7%
Durham, NC [20500]	3	2	1.7%
St. Louis, MO-IL [41180]	3	1	1.7%
Appleton, WI [11540]	2	4	1.1%
Phoenix-Mesa-Scottsdale, AZ [38060]	2	3	1.1%
Bridgeport-Stamford-Norwalk, CT [14860]	2	3	1.1%
Omaha-Council Bluffs, NE-IA [36540]	2	3	1.1%
Indianapolis-Carmel, IN [26900]	2	2	1.1%
Green Bay, WI [24580]	2	2	1.1%
Minneapolis-St. Paul-Bloomington, MN-WI [33460]	2	2	1.1%
Austin-Round Rock, TX [12420]	2	2	1.1%
Tucson, AZ [46060]	2	2	1.1%
Akron, OH [10420]	2	2	1.1%
Lexington-Fayette, KY [30460]	2	2	1.1%
Toledo, OH [45780]	2	2	1.1%
Virginia Beach-Norfolk-Newport News, VA-NC [47260]	2	2	1.1%
Huntington-Ashland, WV-KY-OH [26580]	2	1	1.1%
Eau Claire, WI [20740]	2	1	1.1%
Birmingham-Hoover, AL [13820]	2	1	1.1%
Kansas City, MO-KS [28140]	2	1	1.1%

> ELECTRICITY: MAGNETICALLY OPERATED SWITCHES, MAGNETS, AND ELECTROMAGNETS [335] - {1303} : (162)

Metro Region	Patents	Inventors	% Of Class
New York-Northern New Jersey-Long Island, NY-NJ-PA [35620]	103	95	7.9%
Huntsville, AL [26620]	93	19	7.1%
Pittsburgh, PA [38300]	79	103	6.1%
San Jose-Sunnyvale-Santa Clara, CA [41940]	72	74	5.5%
San Francisco-Oakland-Fremont, CA [41860]	68	79	5.2%
San Diego-Carlsbad-San Marcos, CA [41740]	53	32	4.1%
Boston-Cambridge-Quincy, MA-NH [14460]	49	66	3.8%
Phoenix-Mesa-Scottsdale, AZ [38060]	46	49	3.5%
Atlanta-Sandy Springs-Marietta, GA [12060]	46	45	3.5%
Orlando-Kissimmee, FL [36740]	42	22	3.2%
Seattle-Tacoma-Bellevue, WA [42660]	38	58	2.9%
Chicago-Naperville-Joliet, IL-IN-WI [16980]	38	39	2.9%
Milwaukee-Waukesha-West Allis, WI [33340]	37	55	2.8%
Deltona-Daytona Beach-Ormond Beach, FL [19660]	33	6	2.5%
Hartford-West Hartford-East Hartford, CT [25540]	32	40	2.5%
Detroit-Warren-Livonia, MI [19820]	30	34	2.3%
Albany-Schenectady-Troy, NY [10580]	29	39	2.2%
Washington-Arlington-Alexandria, DC-VA-MD-WV [47900]	27	27	2.1%
Portland-Vancouver-Beaverton, OR-WA [38900]	25	28	1.9%
Houston-Sugar Land-Baytown, TX [26420]	24	28	1.8%
Oxnard-Thousand Oaks-Ventura, CA [37100]	23	28	1.8%
Bridgeport-Stamford-Norwalk, CT [14860]	23	11	1.8%
Ann Arbor, MI [11460]	17	17	1.3%
Dallas-Fort Worth-Arlington, TX [19100]	16	22	1.2%
Baltimore-Towson, MD [12580]	16	17	1.2%
Cedar Rapids, IA [16300]	15	20	1.2%
Iowa City, IA [26980]	15	12	1.2%
Philadelphia-Camden-Wilmington, PA-NJ-DE-MD [37980]	14	16	1.1%
Minneapolis-St. Paul-Bloomington, MN-WI [33460]	14	15	1.1%

Winston-Salem, NC [49180]	14	14	1.1%
Providence-New Bedford-Fall River, RI-MA [39300]	14	13	1.1%
Greensboro-High Point, NC [24660]	14	11	1.1%
Raleigh-Cary, NC [39580]	12	21	0.9%
Florence, SC [22500]	12	17	0.9%
Denver-Aurora, CO [19740]	12	15	0.9%
Santa Cruz-Watsonville, CA [42100]	12	10	0.9%
Greenville-Mauldin-Easley, SC [24860]	11	17	0.8%
Albuquerque, NM [10740]	11	14	0.8%
Durham, NC [20500]	10	24	0.8%
Indianapolis-Carmel, IN [26900]	10	16	0.8%
Cincinnati-Middletown, OH-KY-IN [17140]	10	11	0.8%
New Haven-Milford, CT [35300]	10	8	0.8%
Racine, WI [39540]	10	7	0.8%
Niles-Benton Harbor, MI [35660]	10	2	0.8%
Toledo, OH [45780]	9	16	0.7%
Cleveland-Elyria-Mentor, OH [17460]	9	15	0.7%
Akron, OH [10420]	9	10	0.7%
Tulsa, OK [46140]	8	9	0.6%
Boulder, CO [14500]	8	9	0.6%
Tampa-St. Petersburg-Clearwater, FL [45300]	8	9	0.6%
Syracuse, NY [45060]	8	8	0.6%
St. Louis, MO-IL [41180]	8	7	0.6%
Louisville/Jefferson County, KY-IN [31140]	7	16	0.5%
Grand Rapids-Wyoming, MI [24340]	7	9	0.5%
Burlington-South Burlington, VT [15540]	7	8	0.5%
Miami-Fort Lauderdale-Pompano Beach, FL [33100]	7	7	0.5%
Sacramento--Arden-Arcade--Roseville, CA [40900]	7	7	0.5%
Riverside-San Bernardino-Ontario, CA [40140]	7	7	0.5%
Palm Bay-Melbourne-Titusville, FL [37340]	7	7	0.5%
Austin-Round Rock, TX [12420]	7	6	0.5%
Greeley, CO [24540]	7	4	0.5%
Tallahassee, FL [45220]	6	16	0.5%
Colorado Springs, CO [17820]	6	8	0.5%
Fort Wayne, IN [23060]	6	7	0.5%
Rochester, NY [40380]	6	6	0.5%
Charlottesville, VA [16820]	6	6	0.5%
Norwich-New London, CT [35980]	6	4	0.5%
Salt Lake City, UT [41620]	5	9	0.4%
Worcester, MA [49340]	5	7	0.4%
Blacksburg-Christiansburg-Radford, VA [13980]	5	7	0.4%
Santa Rosa-Petaluma, CA [42220]	5	4	0.4%
Fort Collins-Loveland, CO [22660]	5	3	0.4%
Peoria, IL [37900]	4	8	0.3%
New Orleans-Metairie-Kenner, LA [35380]	4	7	0.3%
Dayton, OH [19380]	4	7	0.3%
Charlotte-Gastonia-Concord, NC-SC [16740]	4	7	0.3%
Memphis, TN-MS-AR [32820]	4	6	0.3%
Champaign-Urbana, IL [16580]	4	6	0.3%
Lancaster, PA [29540]	4	5	0.3%
Roanoke, VA [40220]	4	5	0.3%
Provo-Orem, UT [39340]	4	4	0.3%
Madison, WI [31540]	4	4	0.3%
Boise City-Nampa, ID [14260]	4	4	0.3%
Gainesville, FL [23540]	4	4	0.3%
Kansas City, MO-KS [28140]	4	4	0.3%
Youngstown-Warren-Boardman, OH-PA [49660]	4	4	0.3%
Nashville-Davidson--Murfreesboro--Franklin, TN [34980]	4	3	0.3%
Omaha-Council Bluffs, NE-IA [36540]	4	2	0.3%
Kingsport-Bristol-Bristol, TN-VA [28700]	3	6	0.2%
Chattanooga, TN-GA [16860]	3	6	0.2%
Asheville, NC [11700]	3	6	0.2%
Hickory-Lenoir-Morganton, NC [25860]	3	6	0.2%
Salem, OR [41420]	3	4	0.2%
Springfield, MA [44140]	3	4	0.2%

Cape Coral-Fort Myers, FL [15980]	3	4	0.2%
Bellingham, WA [13380]	3	3	0.2%
Birmingham-Hoover, AL [13820]	3	3	0.2%
Flint, MI [22420]	3	3	0.2%
Allentown-Bethlehem-Easton, PA-NJ [10900]	3	3	0.2%
Spartanburg, SC [43900]	3	3	0.2%
Columbus, OH [18140]	3	3	0.2%
Kingston, NY [28740]	3	3	0.2%
Columbia, SC [17900]	3	3	0.2%
Bremerton-Silverdale, WA [14740]	3	2	0.2%
Saginaw-Saginaw Township North, MI [40980]	2	8	0.2%
Rockford, IL [40420]	2	3	0.2%
Jacksonville, FL [27260]	2	3	0.2%
Canton-Massillon, OH [15940]	2	3	0.2%
Barnstable Town, MA [12700]	2	3	0.2%
Topeka, KS [45820]	2	2	0.2%
Jackson, MI [27100]	2	2	0.2%
Shreveport-Bossier City, LA [43340]	2	2	0.2%
Erie, PA [21500]	2	2	0.2%
Reading, PA [39740]	2	2	0.2%
Manchester-Nashua, NH [31700]	2	2	0.2%
Lakeland, FL [29460]	2	2	0.2%
Richmond, VA [40060]	2	2	0.2%
Medford, OR [32780]	2	2	0.2%
Vallejo-Fairfield, CA [46700]	2	2	0.2%
Spokane, WA [44060]	2	2	0.2%
Las Vegas-Paradise, NV [29820]	2	2	0.2%
Burlington, NC [15500]	2	2	0.2%
Appleton, WI [11540]	2	2	0.2%
Lexington-Fayette, KY [30460]	2	2	0.2%
Des Moines-West Des Moines, IA [19780]	2	1	0.2%
Gainesville, GA [23580]	2	1	0.2%

> INDUCTOR DEVICES [336] - {894} : (153)

Metro Region	Patents	Inventors	% Of Class
San Jose-Sunnyvale-Santa Clara, CA [41940]	120	110	13.4%
San Francisco-Oakland-Fremont, CA [41860]	93	66	10.4%
New York-Northern New Jersey-Long Island, NY-NJ-PA [35620]	55	48	6.2%
Phoenix-Mesa-Scottsdale, AZ [38060]	51	60	5.7%
Chicago-Naperville-Joliet, IL-IN-WI [16980]	40	31	4.5%
Boston-Cambridge-Quincy, MA-NH [14460]	38	46	4.3%
San Diego-Carlsbad-San Marcos, CA [41740]	36	48	4%
Dallas-Fort Worth-Arlington, TX [19100]	31	44	3.5%
Milwaukee-Waukesha-West Allis, WI [33340]	27	37	3%
Palm Bay-Melbourne-Titusville, FL [37340]	25	19	2.8%
Seattle-Tacoma-Bellevue, WA [42660]	22	22	2.5%
Detroit-Warren-Livonia, MI [19820]	21	28	2.3%
Portland-Vancouver-Beaverton, OR-WA [38900]	21	25	2.3%
Austin-Round Rock, TX [12420]	19	23	2.1%
Cleveland-Elyria-Mentor, OH [17460]	18	25	2%
Miami-Fort Lauderdale-Pompano Beach, FL [33100]	17	7	1.9%
Houston-Sugar Land-Baytown, TX [26420]	16	23	1.8%
Blacksburg-Christiansburg-Radford, VA [13980]	15	19	1.7%
Albany-Schenectady-Troy, NY [10580]	15	17	1.7%
Raleigh-Cary, NC [39580]	14	17	1.6%
Atlanta-Sandy Springs-Marietta, GA [12060]	13	26	1.5%
Oxnard-Thousand Oaks-Ventura, CA [37100]	13	6	1.5%
Rockford, IL [40420]	12	22	1.3%
Minneapolis-St. Paul-Bloomington, MN-WI [33460]	12	16	1.3%
Durham, NC [20500]	12	15	1.3%
Tampa-St. Petersburg-Clearwater, FL [45300]	11	13	1.2%

El Paso, TX [21340]	11	12	1.2%
Las Cruces, NM [29740]	11	12	1.2%
Cincinnati-Middletown, OH-KY-IN [17140]	10	14	1.1%
Ann Arbor, MI [11460]	10	14	1.1%
Greeley, CO [24540]	10	10	1.1%
Huntsville, AL [26620]	10	10	1.1%
Fort Collins-Loveland, CO [22660]	10	9	1.1%
Orlando-Kissimmee, FL [36740]	10	7	1.1%
Provo-Orem, UT [39340]	9	15	1%
Allentown-Bethlehem-Easton, PA-NJ [10900]	9	9	1%
Buffalo-Niagara Falls, NY [15380]	9	5	1%
Burlington-South Burlington, VT [15540]	8	19	0.9%
Sacramento--Arden-Arcade--Roseville, CA [40900]	8	15	0.9%
Columbus, OH [18140]	8	12	0.9%
Hartford-West Hartford-East Hartford, CT [25540]	8	11	0.9%
Indianapolis-Carmel, IN [26900]	8	9	0.9%
Washington-Arlington-Alexandria, DC-VA-MD-WV [47900]	8	9	0.9%
Rochester, NY [40380]	7	9	0.8%
Riverside-San Bernardino-Ontario, CA [40140]	7	6	0.8%
Akron, OH [10420]	6	10	0.7%
Worcester, MA [49340]	6	9	0.7%
Boulder, CO [14500]	6	7	0.7%
Tucson, AZ [46060]	6	6	0.7%
Fort Wayne, IN [23060]	5	13	0.6%
Pittsburgh, PA [38300]	5	11	0.6%
Greensboro-High Point, NC [24660]	5	11	0.6%
Cedar Rapids, IA [16300]	5	9	0.6%
Rochester, MN [40340]	5	7	0.6%
Philadelphia-Camden-Wilmington, PA-NJ-DE-MD [37980]	5	6	0.6%
Muskegon-Norton Shores, MI [34740]	5	4	0.6%
Roanoke, VA [40220]	4	14	0.4%
Greenville-Mauldin-Easley, SC [24860]	4	9	0.4%
Myrtle Beach-Conway-North Myrtle Beach, SC [34820]	4	7	0.4%
Santa Rosa-Petaluma, CA [42220]	4	7	0.4%
San Antonio, TX [41700]	4	7	0.4%
Charlotte-Gastonia-Concord, NC-SC [16740]	4	6	0.4%
Bridgeport-Stamford-Norwalk, CT [14860]	4	6	0.4%
Iowa City, IA [26980]	4	5	0.4%
Baltimore-Towson, MD [12580]	4	5	0.4%
Dayton, OH [19380]	4	4	0.4%
New Haven-Milford, CT [35300]	4	4	0.4%
St. Louis, MO-IL [41180]	4	4	0.4%
Yuba City, CA [49700]	4	4	0.4%
Kingsport-Bristol-Bristol, TN-VA [28700]	4	4	0.4%
Modesto, CA [33700]	4	4	0.4%
Appleton, WI [11540]	4	3	0.4%
Omaha-Council Bluffs, NE-IA [36540]	4	2	0.4%
Santa Cruz-Watsonville, CA [42100]	4	1	0.4%
Champaign-Urbana, IL [16580]	3	6	0.3%
Laredo, TX [29700]	3	4	0.3%
Kingston, NY [28740]	3	3	0.3%
San Luis Obispo-Paso Robles, CA [42020]	3	3	0.3%
Manchester-Nashua, NH [31700]	3	2	0.3%
Salt Lake City, UT [41620]	3	1	0.3%
Grand Rapids-Wyoming, MI [24340]	2	6	0.2%
Des Moines-West Des Moines, IA [19780]	2	5	0.2%
New Orleans-Metairie-Kenner, LA [35380]	2	5	0.2%
Winston-Salem, NC [49180]	2	4	0.2%
Albuquerque, NM [10740]	2	4	0.2%
Chattanooga, TN-GA [16860]	2	4	0.2%
Syracuse, NY [45060]	2	3	0.2%
Kansas City, MO-KS [28140]	2	3	0.2%
Tallahassee, FL [45220]	2	3	0.2%
Nashville-Davidson--Murfreesboro--Franklin, TN [34980]	2	2	0.2%
Las Vegas-Paradise, NV [29820]	2	2	0.2%



Kalamazoo-Portage, MI [28020]	2	2	0.2%
Springfield, IL [44100]	2	2	0.2%
Jackson, MS [27140]	2	2	0.2%
Springfield, MA [44140]	2	2	0.2%
Shreveport-Bossier City, LA [43340]	2	2	0.2%
Midland, TX [33260]	2	2	0.2%
Knoxville, TN [28940]	2	2	0.2%
Denver-Aurora, CO [19740]	2	2	0.2%
Medford, OR [32780]	2	2	0.2%
Louisville/Jefferson County, KY-IN [31140]	2	2	0.2%
Tulsa, OK [46140]	2	2	0.2%
Racine, WI [39540]	2	2	0.2%
Port St. Lucie, FL [38940]	2	2	0.2%
Trenton-Ewing, NJ [45940]	2	2	0.2%
Flint, MI [22420]	2	2	0.2%
Norwich-New London, CT [35980]	2	1	0.2%
Oshkosh-Neenah, WI [36780]	2	1	0.2%
Greenville, NC [24780]	2	1	0.2%

> ELECTRICITY: ELECTROTHERMALLY OR THERMALLY ACTUATED SWITCHES [337] - {342} : (118)

Metro Region	Patents	Inventors	% Of Class
Chicago-Naperville-Joliet, IL-IN-WI [16980]	36	55	10.5%
St. Louis, MO-IL [41180]	32	18	9.4%
New York-Northern New Jersey-Long Island, NY-NJ-PA [35620]	23	26	6.7%
San Francisco-Oakland-Fremont, CA [41860]	14	17	4.1%
Hartford-West Hartford-East Hartford, CT [25540]	13	9	3.8%
Raleigh-Cary, NC [39580]	12	16	3.5%
Durham, NC [20500]	12	15	3.5%
Boston-Cambridge-Quincy, MA-NH [14460]	11	20	3.2%
Providence-New Bedford-Fall River, RI-MA [39300]	10	17	2.9%
San Diego-Carlsbad-San Marcos, CA [41740]	9	14	2.6%
Detroit-Warren-Livonia, MI [19820]	9	13	2.6%
San Jose-Sunnyvale-Santa Clara, CA [41940]	8	8	2.3%
Miami-Fort Lauderdale-Pompano Beach, FL [33100]	8	7	2.3%
Milwaukee-Waukesha-West Allis, WI [33340]	7	14	2%
Seattle-Tacoma-Bellevue, WA [42660]	7	12	2%
Dallas-Fort Worth-Arlington, TX [19100]	7	10	2%
Charlotte-Gastonia-Concord, NC-SC [16740]	7	6	2%
New Haven-Milford, CT [35300]	7	4	2%
Pittsburgh, PA [38300]	6	14	1.8%
Cleveland-Elyria-Mentor, OH [17460]	6	9	1.8%
Baltimore-Towson, MD [12580]	6	7	1.8%
Oxnard-Thousand Oaks-Ventura, CA [37100]	6	5	1.8%
Hickory-Lenoir-Morganton, NC [25860]	6	4	1.8%
Philadelphia-Camden-Wilmington, PA-NJ-DE-MD [37980]	5	7	1.5%
Atlanta-Sandy Springs-Marietta, GA [12060]	5	6	1.5%
Phoenix-Mesa-Scottsdale, AZ [38060]	5	6	1.5%
Ann Arbor, MI [11460]	5	5	1.5%
Cedar Rapids, IA [16300]	4	6	1.2%
Minneapolis-St. Paul-Bloomington, MN-WI [33460]	4	5	1.2%
Iowa City, IA [26980]	4	5	1.2%
Virginia Beach-Norfolk-Newport News, VA-NC [47260]	4	3	1.2%
Akron, OH [10420]	3	5	0.9%
Peoria, IL [37900]	3	5	0.9%
Albuquerque, NM [10740]	3	5	0.9%
Portland-Vancouver-Beaverton, OR-WA [38900]	3	4	0.9%
Greenville-Mauldin-Easley, SC [24860]	3	4	0.9%
Washington-Arlington-Alexandria, DC-VA-MD-WV [47900]	3	3	0.9%
Orlando-Kissimmee, FL [36740]	3	3	0.9%
Tampa-St. Petersburg-Clearwater, FL [45300]	3	3	0.9%
Riverside-San Bernardino-Ontario, CA [40140]	3	3	0.9%

Columbia, MO [17860]	3	3	0.9%
Kansas City, MO-KS [28140]	3	3	0.9%
Colorado Springs, CO [17820]	3	2	0.9%
Burlington-South Burlington, VT [15540]	3	2	0.9%
Flint, MI [22420]	3	2	0.9%
Racine, WI [39540]	3	1	0.9%
Birmingham-Hoover, AL [13820]	2	5	0.6%
Albany-Schenectady-Troy, NY [10580]	2	4	0.6%
Omaha-Council Bluffs, NE-IA [36540]	2	3	0.6%
Appleton, WI [11540]	2	3	0.6%
Indianapolis-Carmel, IN [26900]	2	3	0.6%
Bridgeport-Stamford-Norwalk, CT [14860]	2	3	0.6%
Wilmington, NC [48900]	2	3	0.6%
Worcester, MA [49340]	2	3	0.6%
Sacramento--Arden-Arcade--Roseville, CA [40900]	2	2	0.6%
Palm Bay-Melbourne-Titusville, FL [37340]	2	2	0.6%
Columbus, OH [18140]	2	2	0.6%
Gulfport-Biloxi, MS [25060]	2	2	0.6%
Laredo, TX [29700]	2	2	0.6%
Santa Rosa-Petaluma, CA [42220]	2	2	0.6%
Denver-Aurora, CO [19740]	2	2	0.6%
Houston-Sugar Land-Baytown, TX [26420]	2	2	0.6%
Cincinnati-Middletown, OH-KY-IN [17140]	2	2	0.6%
Syracuse, NY [45060]	2	2	0.6%
Port St. Lucie, FL [38940]	2	1	0.6%
Richmond, VA [40060]	2	1	0.6%
New Orleans-Metairie-Kenner, LA [35380]	2	1	0.6%
Champaign-Urbana, IL [16580]	2	1	0.6%
Knoxville, TN [28940]	2	1	0.6%
Fort Wayne, IN [23060]	2	1	0.6%
Rochester, NY [40380]	2	1	0.6%
Asheville, NC [11700]	2	1	0.6%

> ELECTRICAL RESISTORS [338] - {227} : (86)

Metro Region	Patents	Inventors	% Of Class
San Jose-Sunnyvale-Santa Clara, CA [41940]	23	34	10.1%
San Francisco-Oakland-Fremont, CA [41860]	21	30	9.3%
Chicago-Naperville-Joliet, IL-IN-WI [16980]	19	37	8.4%
New York-Northern New Jersey-Long Island, NY-NJ-PA [35620]	19	18	8.4%
Minneapolis-St. Paul-Bloomington, MN-WI [33460]	12	12	5.3%
Seattle-Tacoma-Bellevue, WA [42660]	10	18	4.4%
Dallas-Fort Worth-Arlington, TX [19100]	10	13	4.4%
Detroit-Warren-Livonia, MI [19820]	9	15	4%
Burlington-South Burlington, VT [15540]	7	10	3.1%
Boston-Cambridge-Quincy, MA-NH [14460]	7	8	3.1%
Albany-Schenectady-Troy, NY [10580]	7	7	3.1%
Portland-Vancouver-Beaverton, OR-WA [38900]	6	9	2.6%
Greenville-Mauldin-Easley, SC [24860]	5	10	2.2%
Greeley, CO [24540]	5	6	2.2%
Fort Collins-Loveland, CO [22660]	5	6	2.2%
Phoenix-Mesa-Scottsdale, AZ [38060]	5	4	2.2%
New Haven-Milford, CT [35300]	5	2	2.2%
Palm Bay-Melbourne-Titusville, FL [37340]	4	10	1.8%
Champaign-Urbana, IL [16580]	4	6	1.8%
Virginia Beach-Norfolk-Newport News, VA-NC [47260]	4	6	1.8%
San Diego-Carlsbad-San Marcos, CA [41740]	4	5	1.8%
Philadelphia-Camden-Wilmington, PA-NJ-DE-MD [37980]	4	5	1.8%
Raleigh-Cary, NC [39580]	4	5	1.8%
Washington-Arlington-Alexandria, DC-VA-MD-WV [47900]	4	5	1.8%
Durham, NC [20500]	4	4	1.8%
Riverside-San Bernardino-Ontario, CA [40140]	4	3	1.8%

Orlando-Kissimmee, FL [36740]	3	12	1.3%
Flint, MI [22420]	3	10	1.3%
Denver-Aurora, CO [19740]	3	5	1.3%
Racine, WI [39540]	3	4	1.3%
Salt Lake City, UT [41620]	3	3	1.3%
Fort Wayne, IN [23060]	3	3	1.3%
Bridgeport-Stamford-Norwalk, CT [14860]	3	3	1.3%
Tucson, AZ [46060]	3	3	1.3%
Oxnard-Thousand Oaks-Ventura, CA [37100]	3	3	1.3%
Buffalo-Niagara Falls, NY [15380]	3	3	1.3%
Ann Arbor, MI [11460]	3	2	1.3%
Reno-Sparks, NV [39900]	3	1	1.3%
Sacramento--Arden-Arcade--Roseville, CA [40900]	3	1	1.3%
Providence-New Bedford-Fall River, RI-MA [39300]	2	4	0.9%
Albuquerque, NM [10740]	2	3	0.9%
Austin-Round Rock, TX [12420]	2	3	0.9%
Columbus, OH [18140]	2	3	0.9%
Myrtle Beach-Conway-North Myrtle Beach, SC [34820]	2	3	0.9%
Saginaw-Saginaw Township North, MI [40980]	2	3	0.9%
Lexington-Fayette, KY [30460]	2	2	0.9%
St. Louis, MO-IL [41180]	2	2	0.9%
Spartanburg, SC [43900]	2	2	0.9%
Asheville, NC [11700]	2	2	0.9%
Portland-South Portland-Biddeford, ME [38860]	2	2	0.9%
Louisville/Jefferson County, KY-IN [31140]	2	1	0.9%
Santa Cruz-Watsonville, CA [42100]	2	1	0.9%

> COMMUNICATIONS: ELECTRICAL [340] - {11947} : (244)

Metro Region	Patents	Inventors	% Of Class
New York-Northern New Jersey-Long Island, NY-NJ-PA [35620]	990	979	8.3%
San Jose-Sunnyvale-Santa Clara, CA [41940]	908	974	7.6%
San Francisco-Oakland-Fremont, CA [41860]	853	846	7.1%
Detroit-Warren-Livonia, MI [19820]	723	794	6.1%
Chicago-Naperville-Joliet, IL-IN-WI [16980]	597	681	5%
Seattle-Tacoma-Bellevue, WA [42660]	569	715	4.8%
Boston-Cambridge-Quincy, MA-NH [14460]	538	540	4.5%
Atlanta-Sandy Springs-Marietta, GA [12060]	521	439	4.4%
Washington-Arlington-Alexandria, DC-VA-MD-WV [47900]	474	454	4%
San Diego-Carlsbad-San Marcos, CA [41740]	438	500	3.7%
Dallas-Fort Worth-Arlington, TX [19100]	371	387	3.1%
Durham, NC [20500]	328	352	2.7%
Miami-Fort Lauderdale-Pompano Beach, FL [33100]	323	310	2.7%
Raleigh-Cary, NC [39580]	305	338	2.6%
Ann Arbor, MI [11460]	278	211	2.3%
Houston-Sugar Land-Baytown, TX [26420]	276	386	2.3%
Phoenix-Mesa-Scottsdale, AZ [38060]	269	318	2.3%
Minneapolis-St. Paul-Bloomington, MN-WI [33460]	269	270	2.3%
Philadelphia-Camden-Wilmington, PA-NJ-DE-MD [37980]	265	247	2.2%
Denver-Aurora, CO [19740]	252	195	2.1%
Austin-Round Rock, TX [12420]	249	293	2.1%
Portland-Vancouver-Beaverton, OR-WA [38900]	194	235	1.6%
Boulder, CO [14500]	187	146	1.6%
Baltimore-Towson, MD [12580]	184	199	1.5%
Indianapolis-Carmel, IN [26900]	176	183	1.5%
Cincinnati-Middletown, OH-KY-IN [17140]	157	150	1.3%
Milwaukee-Waukesha-West Allis, WI [33340]	154	166	1.3%
Bridgeport-Stamford-Norwalk, CT [14860]	129	125	1.1%
Cleveland-Elyria-Mentor, OH [17460]	129	125	1.1%
Kansas City, MO-KS [28140]	125	167	1%
Riverside-San Bernardino-Ontario, CA [40140]	125	106	1%
Charlotte-Gastonia-Concord, NC-SC [16740]	120	95	1%

Rochester, NY [40380]	116	163	1%
Pittsburgh, PA [38300]	108	147	0.9%
Columbus, OH [18140]	108	113	0.9%
Boise City-Nampa, ID [14260]	108	71	0.9%
Akron, OH [10420]	101	83	0.8%
Palm Bay-Melbourne-Titusville, FL [37340]	100	120	0.8%
Tampa-St. Petersburg-Clearwater, FL [45300]	97	101	0.8%
Provo-Orem, UT [39340]	94	84	0.8%
Sacramento--Arden-Arcade--Roseville, CA [40900]	92	89	0.8%
Oxnard-Thousand Oaks-Ventura, CA [37100]	91	88	0.8%
Flint, MI [22420]	91	66	0.8%
Santa Cruz-Watsonville, CA [42100]	90	80	0.8%
Orlando-Kissimmee, FL [36740]	83	109	0.7%
Worcester, MA [49340]	83	60	0.7%
Hartford-West Hartford-East Hartford, CT [25540]	82	88	0.7%
Allentown-Bethlehem-Easton, PA-NJ [10900]	80	74	0.7%
Knoxville, TN [28940]	79	108	0.7%
Greeley, CO [24540]	76	83	0.6%
Providence-New Bedford-Fall River, RI-MA [39300]	75	75	0.6%
Cedar Rapids, IA [16300]	71	100	0.6%
Albany-Schenectady-Troy, NY [10580]	70	100	0.6%
Salt Lake City, UT [41620]	70	59	0.6%
Huntsville, AL [26620]	69	73	0.6%
Grand Rapids-Wyoming, MI [24340]	69	66	0.6%
New Haven-Milford, CT [35300]	69	52	0.6%
Albuquerque, NM [10740]	67	71	0.6%
St. Louis, MO-IL [41180]	67	64	0.6%
Manchester-Nashua, NH [31700]	66	70	0.6%
San Antonio, TX [41700]	59	60	0.5%
Iowa City, IA [26980]	58	88	0.5%
Fort Collins-Loveland, CO [22660]	56	64	0.5%
Las Vegas-Paradise, NV [29820]	56	50	0.5%
Canton-Massillon, OH [15940]	54	27	0.5%
Tucson, AZ [46060]	52	78	0.4%
Appleton, WI [11540]	52	75	0.4%
Laredo, TX [29700]	51	51	0.4%
Reno-Sparks, NV [39900]	51	44	0.4%
Trenton-Ewing, NJ [45940]	51	30	0.4%
Oklahoma City, OK [36420]	46	23	0.4%
Oshkosh-Neenah, WI [36780]	43	63	0.4%
Spokane, WA [44060]	42	37	0.4%
Greenville-Mauldin-Easley, SC [24860]	40	41	0.3%
Colorado Springs, CO [17820]	40	40	0.3%
Kalamazoo-Portage, MI [28020]	39	34	0.3%
Modesto, CA [33700]	39	33	0.3%
Nashville-Davidson--Murfreesboro--Franklin, TN [34980]	38	42	0.3%
Dayton, OH [19380]	38	37	0.3%
Charlottesville, VA [16820]	38	20	0.3%
Virginia Beach-Norfolk-Newport News, VA-NC [47260]	37	47	0.3%
Tulsa, OK [46140]	36	33	0.3%
Peoria, IL [37900]	35	68	0.3%
Louisville/Jefferson County, KY-IN [31140]	35	60	0.3%
Fort Wayne, IN [23060]	33	34	0.3%
Rochester, MN [40340]	32	47	0.3%
Memphis, TN-MS-AR [32820]	31	43	0.3%
Santa Rosa-Petaluma, CA [42220]	30	25	0.3%
Syracuse, NY [45060]	28	39	0.2%
Salem, OR [41420]	28	31	0.2%
Buffalo-Niagara Falls, NY [15380]	28	26	0.2%
Port St. Lucie, FL [38940]	28	25	0.2%
Burlington-South Burlington, VT [15540]	27	30	0.2%
Madison, WI [31540]	26	38	0.2%
Richmond, VA [40060]	26	28	0.2%
Greensboro-High Point, NC [24660]	25	30	0.2%
Cape Coral-Fort Myers, FL [15980]	25	22	0.2%

Blacksburg-Christiansburg-Radford, VA [13980]	24	24	0.2%
Kennewick-Richland-Pasco, WA [28420]	24	22	0.2%
Jacksonville, FL [27260]	24	22	0.2%
Norwich-New London, CT [35980]	24	18	0.2%
Reading, PA [39740]	24	16	0.2%
Roanoke, VA [40220]	23	26	0.2%
Omaha-Council Bluffs, NE-IA [36540]	22	28	0.2%
Lancaster, PA [29540]	22	27	0.2%
New Orleans-Metairie-Kenner, LA [35380]	22	22	0.2%
Vallejo-Fairfield, CA [46700]	22	16	0.2%
Gainesville, FL [23540]	21	30	0.2%
Racine, WI [39540]	21	20	0.2%
Ogden-Clearfield, UT [36260]	21	17	0.2%
Gainesville, GA [23580]	21	15	0.2%
Ocala, FL [36100]	21	10	0.2%
Fayetteville-Springdale-Rogers, AR-MO [22220]	20	30	0.2%
Eugene-Springfield, OR [21660]	19	24	0.2%
Niles-Benton Harbor, MI [35660]	18	18	0.2%
Toledo, OH [45780]	18	18	0.2%
Lansing-East Lansing, MI [29620]	18	17	0.2%
Pensacola-Ferry Pass-Brent, FL [37860]	18	15	0.2%
Atlantic City, NJ [12100]	18	8	0.2%
Binghamton, NY [13780]	17	30	0.1%
Charleston-North Charleston, SC [16700]	17	20	0.1%
Rockford, IL [40420]	17	20	0.1%
Montgomery, AL [33860]	15	26	0.1%
Columbia, SC [17900]	15	16	0.1%
Baton Rouge, LA [12940]	15	16	0.1%
Naples-Marco Island, FL [34940]	15	12	0.1%
York-Hanover, PA [49620]	15	11	0.1%
Wichita, KS [48620]	15	11	0.1%
State College, PA [44300]	15	8	0.1%
Fresno, CA [23420]	15	7	0.1%
Champaign-Urbana, IL [16580]	14	18	0.1%
Yuba City, CA [49700]	14	16	0.1%
Las Cruces, NM [29740]	14	15	0.1%
South Bend-Mishawaka, IN-MI [43780]	14	9	0.1%
Elkhart-Goshen, IN [21140]	14	7	0.1%
Lakeland, FL [29460]	13	16	0.1%
El Paso, TX [21340]	13	14	0.1%
Springfield, MA [44140]	13	12	0.1%
Springfield, MO [44180]	13	9	0.1%
Kingston, NY [28740]	12	14	0.1%
Youngstown-Warren-Boardman, OH-PA [49660]	12	8	0.1%
Barnstable Town, MA [12700]	11	14	0.1%
Spartanburg, SC [43900]	11	13	0.1%
Portland-South Portland-Biddeford, ME [38860]	11	12	0.1%
Deltona-Daytona Beach-Ormond Beach, FL [19660]	11	10	0.1%
Topeka, KS [45820]	11	10	0.1%
Stockton, CA [44700]	11	9	0.1%
Wilmington, NC [48900]	11	9	0.1%
Midland, TX [33260]	11	8	0.1%
Bremerton-Silverdale, WA [14740]	11	6	0.1%
Lexington-Fayette, KY [30460]	10	16	0.1%
Asheville, NC [11700]	10	15	0.1%
Tallahassee, FL [45220]	10	13	0.1%
San Luis Obispo-Paso Robles, CA [42020]	10	12	0.1%
Burlington, NC [15500]	10	11	0.1%
Davenport-Moline-Rock Island, IA-IL [19340]	10	11	0.1%
Bowling Green, KY [14540]	10	11	0.1%
Evansville, IN-KY [21780]	9	18	0.1%
Lincoln, NE [30700]	9	13	0.1%
Erie, PA [21500]	9	12	0.1%
Bakersfield, CA [12540]	9	11	0.1%
Hickory-Lenoir-Morganton, NC [25860]	9	10	0.1%

Visalia-Porterville, CA [47300]	9	8	0.1%
Salinas, CA [41500]	9	8	0.1%
Harrisburg-Carlisle, PA [25420]	9	7	0.1%
Punta Gorda, FL [39460]	9	7	0.1%
Fargo, ND-MN [22020]	9	6	0.1%
Muskegon-Norton Shores, MI [34740]	9	3	0.1%
Saginaw-Saginaw Township North, MI [40980]	8	9	0.1%
Chattanooga, TN-GA [16860]	8	8	0.1%
Charleston, WV [16620]	8	8	0.1%
Savannah, GA [42340]	8	7	0.1%
Houma-Bayou Cane-Thibodaux, LA [26380]	8	5	0.1%
Utica-Rome, NY [46540]	7	22	0.1%
Panama City-Lynn Haven, FL [37460]	7	13	0.1%
Little Rock-North Little Rock-Conway, AR [30780]	7	9	0.1%
Lynchburg, VA [31340]	7	9	0.1%
Des Moines-West Des Moines, IA [19780]	7	8	0.1%
Winston-Salem, NC [49180]	7	8	0.1%
Bend, OR [13460]	7	8	0.1%
Green Bay, WI [24580]	7	6	0.1%
Jackson, MS [27140]	7	6	0.1%
Fort Smith, AR-OK [22900]	7	6	0.1%
Joplin, MO [27900]	7	6	0.1%
Tuscaloosa, AL [46220]	7	2	0.1%
Merced, CA [32900]	6	6	0.1%
Olympia, WA [36500]	6	6	0.1%
Kingsport-Bristol-Bristol, TN-VA [28700]	6	4	0.1%
Augusta-Richmond County, GA-SC [12260]	5	7	0%
Eau Claire, WI [20740]	5	7	0%
Lafayette, LA [29180]	5	6	0%
Shreveport-Bossier City, LA [43340]	5	6	0%
Jackson, MI [27100]	5	5	0%
Hagerstown-Martinsburg, MD-WV [25180]	5	5	0%
Macon, GA [31420]	5	4	0%
Bellingham, WA [13380]	5	2	0%
Birmingham-Hoover, AL [13820]	4	8	0%
Greenville, NC [24780]	4	7	0%
Scranton--Wilkes-Barre, PA [42540]	4	7	0%
Janesville, WI [27500]	4	6	0%
Waterloo-Cedar Falls, IA [47940]	4	5	0%
Prescott, AZ [39140]	4	4	0%
College Station-Bryan, TX [17780]	4	2	0%
St. Cloud, MN [41060]	3	7	0%
Mobile, AL [33660]	3	6	0%
Springfield, IL [44100]	3	5	0%
Athens-Clarke County, GA [12020]	3	4	0%
Huntington-Ashland, WV-KY-OH [26580]	3	3	0%
Terre Haute, IN [45460]	3	3	0%
Killeen-Temple-Fort Hood, TX [28660]	3	3	0%
Redding, CA [39820]	3	3	0%
McAllen-Edinburg-Mission, TX [32580]	3	3	0%
Florence, SC [22500]	3	3	0%
Corpus Christi, TX [18580]	3	2	0%
Duluth, MN-WI [20260]	2	7	0%
Billings, MT [13740]	2	3	0%
Myrtle Beach-Conway-North Myrtle Beach, SC [34820]	2	3	0%
Medford, OR [32780]	2	2	0%
Lubbock, TX [31180]	2	2	0%
Longview, TX [30980]	2	2	0%
Clarksville, TN-KY [17300]	2	2	0%
Beaumont-Port Arthur, TX [13140]	2	2	0%
Johnson City, TN [27740]	2	2	0%
Waco, TX [47380]	2	2	0%
Anchorage, AK [11260]	2	2	0%
Salisbury, MD [41540]	2	2	0%
Fayetteville, NC [22180]	2	2	0%

Dover, DE [20100]	2	2	0%
Vineland-Millville-Bridgeton, NJ [47220]	2	2	0%
Sioux City, IA-NE-SD [43580]	2	2	0%
Bloomington, IN [14020]	2	1	0%
Pueblo, CO [39380]	2	1	0%

> CODED DATA GENERATION OR CONVERSION [341] - {2958} : (136)

Metro Region	Patents	Inventors	% Of Class
San Jose-Sunnyvale-Santa Clara, CA [41940]	758	729	25.6%
San Francisco-Oakland-Fremont, CA [41860]	420	325	14.2%
Austin-Round Rock, TX [12420]	292	261	9.9%
Boston-Cambridge-Quincy, MA-NH [14460]	218	218	7.4%
Dallas-Fort Worth-Arlington, TX [19100]	193	209	6.5%
San Diego-Carlsbad-San Marcos, CA [41740]	188	206	6.4%
Phoenix-Mesa-Scottsdale, AZ [38060]	162	177	5.5%
New York-Northern New Jersey-Long Island, NY-NJ-PA [35620]	161	163	5.4%
Seattle-Tacoma-Bellevue, WA [42660]	98	137	3.3%
Chicago-Naperville-Joliet, IL-IN-WI [16980]	73	82	2.5%
Durham, NC [20500]	66	46	2.2%
Portland-Vancouver-Beaverton, OR-WA [38900]	59	84	2%
Raleigh-Cary, NC [39580]	58	40	2%
Boulder, CO [14500]	51	53	1.7%
Atlanta-Sandy Springs-Marietta, GA [12060]	50	45	1.7%
Santa Cruz-Watsonville, CA [42100]	50	33	1.7%
Greensboro-High Point, NC [24660]	48	45	1.6%
Greeley, CO [24540]	47	52	1.6%
Oxnard-Thousand Oaks-Ventura, CA [37100]	46	42	1.6%
Fort Collins-Loveland, CO [22660]	45	50	1.5%
Tucson, AZ [46060]	41	43	1.4%
Boise City-Nampa, ID [14260]	39	14	1.3%
Allentown-Bethlehem-Easton, PA-NJ [10900]	33	42	1.1%
Houston-Sugar Land-Baytown, TX [26420]	32	35	1.1%
Philadelphia-Camden-Wilmington, PA-NJ-DE-MD [37980]	28	32	0.9%
Denver-Aurora, CO [19740]	28	22	0.9%
Baltimore-Towson, MD [12580]	25	29	0.8%
Salt Lake City, UT [41620]	23	13	0.8%
Colorado Springs, CO [17820]	22	22	0.7%
Detroit-Warren-Livonia, MI [19820]	21	27	0.7%
Washington-Arlington-Alexandria, DC-VA-MD-WV [47900]	19	20	0.6%
Manchester-Nashua, NH [31700]	17	17	0.6%
Sacramento--Arden-Arcade--Roseville, CA [40900]	17	17	0.6%
Minneapolis-St. Paul-Bloomington, MN-WI [33460]	17	13	0.6%
Rochester, NY [40380]	16	24	0.5%
Albany-Schenectady-Troy, NY [10580]	16	18	0.5%
Burlington-South Burlington, VT [15540]	15	21	0.5%
Miami-Fort Lauderdale-Pompano Beach, FL [33100]	13	21	0.4%
Riverside-San Bernardino-Ontario, CA [40140]	12	13	0.4%
Pittsburgh, PA [38300]	11	14	0.4%
Ann Arbor, MI [11460]	11	13	0.4%
Iowa City, IA [26980]	11	13	0.4%
Worcester, MA [49340]	11	13	0.4%
Rochester, MN [40340]	11	11	0.4%
Reading, PA [39740]	11	10	0.4%
Trenton-Ewing, NJ [45940]	11	10	0.4%
Las Cruces, NM [29740]	11	6	0.4%
Spokane, WA [44060]	11	5	0.4%
Santa Rosa-Petaluma, CA [42220]	10	10	0.3%
Burlington, NC [15500]	10	7	0.3%
El Paso, TX [21340]	10	4	0.3%
Portland-South Portland-Biddeford, ME [38860]	9	15	0.3%
Cedar Rapids, IA [16300]	9	14	0.3%

Modesto, CA [33700]	9	7	0.3%
San Antonio, TX [41700]	9	7	0.3%
College Station-Bryan, TX [17780]	9	6	0.3%
Provo-Orem, UT [39340]	8	8	0.3%
Hartford-West Hartford-East Hartford, CT [25540]	8	8	0.3%
Appleton, WI [11540]	7	15	0.2%
Tampa-St. Petersburg-Clearwater, FL [45300]	7	13	0.2%
Syracuse, NY [45060]	7	10	0.2%
Salinas, CA [41500]	7	5	0.2%
Vallejo-Fairfield, CA [46700]	7	4	0.2%
Johnson City, TN [27740]	7	4	0.2%
Ogden-Clearfield, UT [36260]	7	4	0.2%
Yuba City, CA [49700]	7	2	0.2%
Albuquerque, NM [10740]	6	9	0.2%
Providence-New Bedford-Fall River, RI-MA [39300]	6	8	0.2%
Kansas City, MO-KS [28140]	6	6	0.2%
Oshkosh-Neenah, WI [36780]	6	6	0.2%
Champaign-Urbana, IL [16580]	5	10	0.2%
Virginia Beach-Norfolk-Newport News, VA-NC [47260]	5	9	0.2%
Columbus, OH [18140]	5	7	0.2%
Indianapolis-Carmel, IN [26900]	5	6	0.2%
Flint, MI [22420]	5	4	0.2%
Louisville/Jefferson County, KY-IN [31140]	4	7	0.1%
Palm Bay-Melbourne-Titusville, FL [37340]	4	6	0.1%
Kalamazoo-Portage, MI [28020]	4	5	0.1%
Milwaukee-Waukesha-West Allis, WI [33340]	4	5	0.1%
Charlottesville, VA [16820]	4	4	0.1%
Stockton, CA [44700]	4	4	0.1%
Bridgeport-Stamford-Norwalk, CT [14860]	4	4	0.1%
Grand Rapids-Wyoming, MI [24340]	4	4	0.1%
Winston-Salem, NC [49180]	4	4	0.1%
Lansing-East Lansing, MI [29620]	4	3	0.1%
Des Moines-West Des Moines, IA [19780]	4	3	0.1%
Kingston, NY [28740]	4	3	0.1%
Gainesville, FL [23540]	3	7	0.1%
Madison, WI [31540]	3	5	0.1%
Richmond, VA [40060]	3	3	0.1%
Laredo, TX [29700]	3	3	0.1%
Racine, WI [39540]	3	3	0.1%
Niles-Benton Harbor, MI [35660]	3	3	0.1%
Orlando-Kissimmee, FL [36740]	3	2	0.1%
Lancaster, PA [29540]	3	2	0.1%
Oklahoma City, OK [36420]	3	1	0.1%
Knoxville, TN [28940]	2	4	0.1%
New Haven-Milford, CT [35300]	2	4	0.1%
Spartanburg, SC [43900]	2	4	0.1%
Port St. Lucie, FL [38940]	2	4	0.1%
Cleveland-Elyria-Mentor, OH [17460]	2	3	0.1%
Terre Haute, IN [45460]	2	3	0.1%
Gainesville, GA [23580]	2	2	0.1%
St. Louis, MO-IL [41180]	2	2	0.1%
Redding, CA [39820]	2	2	0.1%
Fargo, ND-MN [22020]	2	2	0.1%
Jacksonville, FL [27260]	2	2	0.1%
Greenville-Mauldin-Easley, SC [24860]	2	2	0.1%
Nashville-Davidson--Murfreesboro--Franklin, TN [34980]	2	2	0.1%
Topeka, KS [45820]	2	1	0.1%
Harrisburg-Carlisle, PA [25420]	2	1	0.1%
South Bend-Mishawaka, IN-MI [43780]	2	1	0.1%
Springfield, MO [44180]	2	1	0.1%

> COMMUNICATIONS: DIRECTIVE RADIO WAVE SYSTEMS AND DEVICES (E.G., RADAR, RADIO NAVIGATION)  
 [342] - {3002} : (158)



Metro Region	Patents	Inventors	% Of Class
San Jose-Sunnyvale-Santa Clara, CA [41940]	496	344	16.5%
San Francisco-Oakland-Fremont, CA [41860]	301	212	10%
Washington-Arlington-Alexandria, DC-VA-MD-WV [47900]	235	244	7.8%
Boston-Cambridge-Quincy, MA-NH [14460]	202	217	6.7%
Seattle-Tacoma-Bellevue, WA [42660]	192	207	6.4%
New York-Northern New Jersey-Long Island, NY-NJ-PA [35620]	188	197	6.3%
San Diego-Carlsbad-San Marcos, CA [41740]	160	183	5.3%
Phoenix-Mesa-Scottsdale, AZ [38060]	158	166	5.3%
Dallas-Fort Worth-Arlington, TX [19100]	131	153	4.4%
Cedar Rapids, IA [16300]	127	90	4.2%
Philadelphia-Camden-Wilmington, PA-NJ-DE-MD [37980]	125	108	4.2%
Iowa City, IA [26980]	108	68	3.6%
Oxnard-Thousand Oaks-Ventura, CA [37100]	97	66	3.2%
Santa Cruz-Watsonville, CA [42100]	85	22	2.8%
Palm Bay-Melbourne-Titusville, FL [37340]	79	113	2.6%
Baltimore-Towson, MD [12580]	69	105	2.3%
Denver-Aurora, CO [19740]	62	63	2.1%
Tucson, AZ [46060]	58	77	1.9%
Huntsville, AL [26620]	56	57	1.9%
Manchester-Nashua, NH [31700]	53	43	1.8%
Kansas City, MO-KS [28140]	52	65	1.7%
Syracuse, NY [45060]	48	57	1.6%
Boulder, CO [14500]	46	52	1.5%
Minneapolis-St. Paul-Bloomington, MN-WI [33460]	46	48	1.5%
Chicago-Naperville-Joliet, IL-IN-WI [16980]	41	64	1.4%
Riverside-San Bernardino-Ontario, CA [40140]	41	33	1.4%
Orlando-Kissimmee, FL [36740]	40	65	1.3%
Atlanta-Sandy Springs-Marietta, GA [12060]	38	42	1.3%
Albuquerque, NM [10740]	33	41	1.1%
Ann Arbor, MI [11460]	33	33	1.1%
Detroit-Warren-Livonia, MI [19820]	31	46	1%
Greeley, CO [24540]	31	23	1%
Fort Collins-Loveland, CO [22660]	30	21	1%
Worcester, MA [49340]	29	29	1%
Binghamton, NY [13780]	29	23	1%
Miami-Fort Lauderdale-Pompano Beach, FL [33100]	28	37	0.9%
Austin-Round Rock, TX [12420]	27	36	0.9%
Durham, NC [20500]	26	26	0.9%
Cincinnati-Middletown, OH-KY-IN [17140]	26	25	0.9%
Portland-Vancouver-Beaverton, OR-WA [38900]	23	35	0.8%
Raleigh-Cary, NC [39580]	21	22	0.7%
Houston-Sugar Land-Baytown, TX [26420]	20	29	0.7%
Modesto, CA [33700]	20	18	0.7%
Salt Lake City, UT [41620]	20	16	0.7%
Trenton-Ewing, NJ [45940]	20	14	0.7%
Madison, WI [31540]	20	13	0.7%
Providence-New Bedford-Fall River, RI-MA [39300]	18	19	0.6%
Indianapolis-Carmel, IN [26900]	15	23	0.5%
Columbus, OH [18140]	15	10	0.5%
Tampa-St. Petersburg-Clearwater, FL [45300]	14	21	0.5%
Kennewick-Richland-Pasco, WA [28420]	12	16	0.4%
Pittsburgh, PA [38300]	12	12	0.4%
Dayton, OH [19380]	11	11	0.4%
St. Louis, MO-IL [41180]	11	3	0.4%
Albany-Schenectady-Troy, NY [10580]	10	16	0.3%
Rochester, NY [40380]	10	14	0.3%
Sacramento--Arden-Arcade--Roseville, CA [40900]	10	13	0.3%
Utica-Rome, NY [46540]	10	9	0.3%
Springfield, MA [44140]	10	8	0.3%
Las Vegas-Paradise, NV [29820]	10	3	0.3%
San Antonio, TX [41700]	9	18	0.3%
Milwaukee-Waukesha-West Allis, WI [33340]	9	12	0.3%

Bakersfield, CA [12540]	9	11	0.3%
Knoxville, TN [28940]	9	5	0.3%
Bloomington, IN [14020]	8	14	0.3%
Akron, OH [10420]	8	11	0.3%
Colorado Springs, CO [17820]	8	6	0.3%
Ogden-Clearfield, UT [36260]	8	5	0.3%
Charlotte-Gastonia-Concord, NC-SC [16740]	8	4	0.3%
Laredo, TX [29700]	7	12	0.2%
Oklahoma City, OK [36420]	7	9	0.2%
Bridgeport-Stamford-Norwalk, CT [14860]	7	9	0.2%
Cleveland-Elyria-Mentor, OH [17460]	7	7	0.2%
Cape Coral-Fort Myers, FL [15980]	7	1	0.2%
Canton-Massillon, OH [15940]	6	7	0.2%
Boise City-Nampa, ID [14260]	6	6	0.2%
Richmond, VA [40060]	6	4	0.2%
Salinas, CA [41500]	6	4	0.2%
Provo-Orem, UT [39340]	5	11	0.2%
Reno-Sparks, NV [39900]	5	7	0.2%
Gainesville, FL [23540]	5	7	0.2%
Deltona-Daytona Beach-Ormond Beach, FL [19660]	5	3	0.2%
Columbia, MO [17860]	5	2	0.2%
Tuscaloosa, AL [46220]	5	2	0.2%
Hartford-West Hartford-East Hartford, CT [25540]	4	8	0.1%
Las Cruces, NM [29740]	4	8	0.1%
Lancaster, PA [29540]	4	4	0.1%
Fort Wayne, IN [23060]	4	4	0.1%
Des Moines-West Des Moines, IA [19780]	4	3	0.1%
Charlottesville, VA [16820]	4	3	0.1%
Athens-Clarke County, GA [12020]	4	2	0.1%
Greensboro-High Point, NC [24660]	4	1	0.1%
Niles-Benton Harbor, MI [35660]	3	7	0.1%
Vallejo-Fairfield, CA [46700]	3	6	0.1%
Lakeland, FL [29460]	3	4	0.1%
Buffalo-Niagara Falls, NY [15380]	3	4	0.1%
Santa Rosa-Petaluma, CA [42220]	3	3	0.1%
Greenville-Mauldin-Easley, SC [24860]	3	3	0.1%
Champaign-Urbana, IL [16580]	3	3	0.1%
Allentown-Bethlehem-Easton, PA-NJ [10900]	3	3	0.1%
Kalamazoo-Portage, MI [28020]	3	3	0.1%
Fargo, ND-MN [22020]	3	3	0.1%
College Station-Bryan, TX [17780]	3	2	0.1%
Chattanooga, TN-GA [16860]	3	2	0.1%
Reading, PA [39740]	3	2	0.1%
South Bend-Mishawaka, IN-MI [43780]	3	2	0.1%
Medford, OR [32780]	3	1	0.1%
New Orleans-Metairie-Kenner, LA [35380]	2	8	0.1%
Tallahassee, FL [45220]	2	3	0.1%
Louisville/Jefferson County, KY-IN [31140]	2	3	0.1%
Panama City-Lynn Haven, FL [37460]	2	3	0.1%
Flint, MI [22420]	2	2	0.1%
Spokane, WA [44060]	2	2	0.1%
Portland-South Portland-Biddeford, ME [38860]	2	2	0.1%
Baton Rouge, LA [12940]	2	2	0.1%
Salem, OR [41420]	2	2	0.1%
New Haven-Milford, CT [35300]	2	2	0.1%
Kingston, NY [28740]	2	2	0.1%
Topeka, KS [45820]	2	2	0.1%
Stockton, CA [44700]	2	2	0.1%
Bremerton-Silverdale, WA [14740]	2	2	0.1%
Abilene, TX [10180]	2	1	0.1%
Pueblo, CO [39380]	2	1	0.1%
Youngstown-Warren-Boardman, OH-PA [49660]	2	1	0.1%
Hagerstown-Martinsburg, MD-WV [25180]	2	1	0.1%
Salisbury, MD [41540]	2	1	0.1%
Omaha-Council Bluffs, NE-IA [36540]	2	1	0.1%

## &gt; COMMUNICATIONS: RADIO WAVE ANTENNAS [343] - {2983} : (181)

Metro Region	Patents	Inventors	% Of Class
San Jose-Sunnyvale-Santa Clara, CA [41940]	306	231	10.3%
San Diego-Carlsbad-San Marcos, CA [41740]	299	255	10%
Palm Bay-Melbourne-Titusville, FL [37340]	190	141	6.4%
Boston-Cambridge-Quincy, MA-NH [14460]	140	169	4.7%
Chicago-Naperville-Joliet, IL-IN-WI [16980]	128	135	4.3%
Dallas-Fort Worth-Arlington, TX [19100]	127	153	4.3%
Oxnard-Thousand Oaks-Ventura, CA [37100]	125	88	4.2%
New York-Northern New Jersey-Long Island, NY-NJ-PA [35620]	123	111	4.1%
Seattle-Tacoma-Bellevue, WA [42660]	119	164	4%
San Francisco-Oakland-Fremont, CA [41860]	114	113	3.8%
Denver-Aurora, CO [19740]	85	77	2.8%
Detroit-Warren-Livonia, MI [19820]	82	92	2.7%
Miami-Fort Lauderdale-Pompano Beach, FL [33100]	81	77	2.7%
Philadelphia-Camden-Wilmington, PA-NJ-DE-MD [37980]	77	66	2.6%
Atlanta-Sandy Springs-Marietta, GA [12060]	75	85	2.5%
Phoenix-Mesa-Scottsdale, AZ [38060]	71	84	2.4%
Salinas, CA [41500]	71	20	2.4%
Baltimore-Towson, MD [12580]	69	88	2.3%
Washington-Arlington-Alexandria, DC-VA-MD-WV [47900]	67	81	2.2%
Santa Cruz-Watsonville, CA [42100]	63	29	2.1%
Manchester-Nashua, NH [31700]	62	42	2.1%
Raleigh-Cary, NC [39580]	59	47	2%
Durham, NC [20500]	59	45	2%
Cedar Rapids, IA [16300]	59	40	2%
Iowa City, IA [26980]	57	36	1.9%
Riverside-San Bernardino-Ontario, CA [40140]	54	53	1.8%
Ann Arbor, MI [11460]	53	44	1.8%
Boulder, CO [14500]	51	44	1.7%
Akron, OH [10420]	43	23	1.4%
Cleveland-Elyria-Mentor, OH [17460]	38	29	1.3%
Flint, MI [22420]	38	22	1.3%
Providence-New Bedford-Fall River, RI-MA [39300]	38	22	1.3%
Austin-Round Rock, TX [12420]	37	45	1.2%
Worcester, MA [49340]	36	30	1.2%
Syracuse, NY [45060]	33	29	1.1%
Minneapolis-St. Paul-Bloomington, MN-WI [33460]	31	27	1%
Portland-Vancouver-Beaverton, OR-WA [38900]	30	34	1%
Portland-South Portland-Biddeford, ME [38860]	29	18	1%
Houston-Sugar Land-Baytown, TX [26420]	25	44	0.8%
Greeley, CO [24540]	24	21	0.8%
Huntsville, AL [26620]	22	23	0.7%
Salt Lake City, UT [41620]	21	35	0.7%
Allentown-Bethlehem-Easton, PA-NJ [10900]	21	20	0.7%
Greenville-Mauldin-Easley, SC [24860]	21	15	0.7%
Cincinnati-Middletown, OH-KY-IN [17140]	18	30	0.6%
Columbus, OH [18140]	18	22	0.6%
Lincoln, NE [30700]	17	23	0.6%
Omaha-Council Bluffs, NE-IA [36540]	17	22	0.6%
Orlando-Kissimmee, FL [36740]	17	19	0.6%
Reno-Sparks, NV [39900]	17	11	0.6%
Albuquerque, NM [10740]	16	27	0.5%
Tampa-St. Petersburg-Clearwater, FL [45300]	16	23	0.5%
Rochester, NY [40380]	16	22	0.5%
Kansas City, MO-KS [28140]	16	19	0.5%
Lansing-East Lansing, MI [29620]	15	10	0.5%
Indianapolis-Carmel, IN [26900]	14	17	0.5%
State College, PA [44300]	14	15	0.5%
Reading, PA [39740]	14	8	0.5%

Bridgeport-Stamford-Norwalk, CT [14860]	14	5	0.5%
Fort Collins-Loveland, CO [22660]	13	14	0.4%
Spokane, WA [44060]	13	12	0.4%
Colorado Springs, CO [17820]	12	16	0.4%
Norwich-New London, CT [35980]	12	4	0.4%
Pittsburgh, PA [38300]	11	15	0.4%
Milwaukee-Waukesha-West Allis, WI [33340]	11	14	0.4%
Tucson, AZ [46060]	10	20	0.3%
Niles-Benton Harbor, MI [35660]	10	16	0.3%
Knoxville, TN [28940]	10	12	0.3%
Provo-Orem, UT [39340]	10	10	0.3%
Gainesville, FL [23540]	8	10	0.3%
Richmond, VA [40060]	8	8	0.3%
St. Louis, MO-IL [41180]	8	6	0.3%
San Antonio, TX [41700]	7	8	0.2%
Ogden-Clearfield, UT [36260]	7	7	0.2%
Blacksburg-Christiansburg-Radford, VA [13980]	7	7	0.2%
Kalamazoo-Portage, MI [28020]	6	9	0.2%
Springfield, MA [44140]	6	9	0.2%
Hartford-West Hartford-East Hartford, CT [25540]	6	9	0.2%
Columbia, SC [17900]	6	8	0.2%
Fort Wayne, IN [23060]	6	7	0.2%
Bakersfield, CA [12540]	6	7	0.2%
Laredo, TX [29700]	6	6	0.2%
Fresno, CA [23420]	6	3	0.2%
Youngstown-Warren-Boardman, OH-PA [49660]	6	2	0.2%
Louisville/Jefferson County, KY-IN [31140]	5	11	0.2%
Champaign-Urbana, IL [16580]	5	8	0.2%
Kingsport-Bristol-Bristol, TN-VA [28700]	5	7	0.2%
Madison, WI [31540]	5	7	0.2%
Sacramento--Arden-Arcade--Roseville, CA [40900]	5	6	0.2%
Binghamton, NY [13780]	5	6	0.2%
Dayton, OH [19380]	5	6	0.2%
South Bend-Mishawaka, IN-MI [43780]	5	5	0.2%
Wichita, KS [48620]	5	3	0.2%
Santa Rosa-Petaluma, CA [42220]	5	3	0.2%
Canton-Massillon, OH [15940]	5	3	0.2%
Saginaw-Saginaw Township North, MI [40980]	5	3	0.2%
Muskegon-Norton Shores, MI [34740]	5	3	0.2%
Virginia Beach-Norfolk-Newport News, VA-NC [47260]	4	9	0.1%
Appleton, WI [11540]	4	8	0.1%
Oshkosh-Neenah, WI [36780]	4	8	0.1%
Johnson City, TN [27740]	4	6	0.1%
Grand Rapids-Wyoming, MI [24340]	4	6	0.1%
New Orleans-Metairie-Kenner, LA [35380]	4	4	0.1%
Modesto, CA [33700]	4	4	0.1%
Boise City-Nampa, ID [14260]	4	4	0.1%
Bloomington, IN [14020]	4	4	0.1%
San Luis Obispo-Paso Robles, CA [42020]	4	4	0.1%
Pensacola-Ferry Pass-Brent, FL [37860]	4	3	0.1%
Lakeland, FL [29460]	4	3	0.1%
Elkhart-Goshen, IN [21140]	4	3	0.1%
Gainesville, GA [23580]	4	1	0.1%
Burlington-South Burlington, VT [15540]	3	6	0.1%
Charleston-North Charleston, SC [16700]	3	5	0.1%
Longview, TX [30980]	3	5	0.1%
Erie, PA [21500]	3	4	0.1%
Lancaster, PA [29540]	3	4	0.1%
Jackson, MI [27100]	3	3	0.1%
Racine, WI [39540]	3	3	0.1%
Spartanburg, SC [43900]	3	3	0.1%
Olympia, WA [36500]	3	3	0.1%
Tyler, TX [46340]	3	3	0.1%
New Haven-Milford, CT [35300]	3	3	0.1%
Charlotte-Gastonia-Concord, NC-SC [16740]	3	3	0.1%

Utica-Rome, NY [46540]	3	2	0.1%
Toledo, OH [45780]	3	2	0.1%
Prescott, AZ [39140]	3	1	0.1%
Jacksonville, FL [27260]	3	1	0.1%
Yuba City, CA [49700]	2	4	0.1%
Salem, OR [41420]	2	4	0.1%
McAllen-Edinburg-Mission, TX [32580]	2	4	0.1%
Davenport-Moline-Rock Island, IA-IL [19340]	2	3	0.1%
Chattanooga, TN-GA [16860]	2	3	0.1%
Little Rock-North Little Rock-Conway, AR [30780]	2	3	0.1%
Cape Coral-Fort Myers, FL [15980]	2	3	0.1%
Oklahoma City, OK [36420]	2	3	0.1%
Joplin, MO [27900]	2	2	0.1%
Fargo, ND-MN [22020]	2	2	0.1%
Buffalo-Niagara Falls, NY [15380]	2	2	0.1%
Las Vegas-Paradise, NV [29820]	2	2	0.1%
Bellingham, WA [13380]	2	2	0.1%
Trenton-Ewing, NJ [45940]	2	2	0.1%
Harrisburg-Carlisle, PA [25420]	2	2	0.1%
Roanoke, VA [40220]	2	2	0.1%
Myrtle Beach-Conway-North Myrtle Beach, SC [34820]	2	2	0.1%
Macon, GA [31420]	2	1	0.1%

> COMPUTER GRAPHICS PROCESSING AND SELECTIVE VISUAL DISPLAY SYSTEMS [345] - {11962} : (194)

Metro Region	Patents	Inventors	% Of Class
San Jose-Sunnyvale-Santa Clara, CA [41940]	3934	2807	32.9%
San Francisco-Oakland-Fremont, CA [41860]	3103	2132	25.9%
Seattle-Tacoma-Bellevue, WA [42660]	1621	2070	13.6%
Boston-Cambridge-Quincy, MA-NH [14460]	720	692	6%
New York-Northern New Jersey-Long Island, NY-NJ-PA [35620]	592	534	4.9%
Austin-Round Rock, TX [12420]	423	416	3.5%
Portland-Vancouver-Beaverton, OR-WA [38900]	415	368	3.5%
Santa Cruz-Watsonville, CA [42100]	383	205	3.2%
San Diego-Carlsbad-San Marcos, CA [41740]	365	361	3.1%
Durham, NC [20500]	322	316	2.7%
Rochester, NY [40380]	285	257	2.4%
Raleigh-Cary, NC [39580]	257	261	2.1%
Boulder, CO [14500]	246	210	2.1%
Dallas-Fort Worth-Arlington, TX [19100]	227	259	1.9%
Chicago-Naperville-Joliet, IL-IN-WI [16980]	220	276	1.8%
Greeley, CO [24540]	209	164	1.7%
Phoenix-Mesa-Scottsdale, AZ [38060]	196	194	1.6%
Fort Collins-Loveland, CO [22660]	188	144	1.6%
Washington-Arlington-Alexandria, DC-VA-MD-WV [47900]	165	187	1.4%
Philadelphia-Camden-Wilmington, PA-NJ-DE-MD [37980]	160	131	1.3%
Sacramento--Arden-Arcade--Roseville, CA [40900]	147	138	1.2%
Denver-Aurora, CO [19740]	132	123	1.1%
Atlanta-Sandy Springs-Marietta, GA [12060]	128	145	1.1%
Santa Rosa-Petaluma, CA [42220]	116	57	1%
Minneapolis-St. Paul-Bloomington, MN-WI [33460]	112	84	0.9%
Houston-Sugar Land-Baytown, TX [26420]	105	132	0.9%
Miami-Fort Lauderdale-Pompano Beach, FL [33100]	96	105	0.8%
Rochester, MN [40340]	85	55	0.7%
Pittsburgh, PA [38300]	81	69	0.7%
Oxnard-Thousand Oaks-Ventura, CA [37100]	79	69	0.7%
Detroit-Warren-Livonia, MI [19820]	78	73	0.7%
Worcester, MA [49340]	75	58	0.6%
Salt Lake City, UT [41620]	71	76	0.6%
Trenton-Ewing, NJ [45940]	70	48	0.6%
Orlando-Kissimmee, FL [36740]	68	71	0.6%

Vallejo-Fairfield, CA [46700]	67	24	0.6%
Ann Arbor, MI [11460]	64	49	0.5%
Milwaukee-Waukesha-West Allis, WI [33340]	62	71	0.5%
Palm Bay-Melbourne-Titusville, FL [37340]	59	62	0.5%
Boise City-Nampa, ID [14260]	55	58	0.5%
Manchester-Nashua, NH [31700]	55	53	0.5%
Providence-New Bedford-Fall River, RI-MA [39300]	54	31	0.5%
Kansas City, MO-KS [28140]	49	59	0.4%
Indianapolis-Carmel, IN [26900]	45	48	0.4%
Cedar Rapids, IA [16300]	44	74	0.4%
Charlottesville, VA [16820]	44	17	0.4%
Baltimore-Towson, MD [12580]	43	49	0.4%
Huntsville, AL [26620]	43	46	0.4%
Albuquerque, NM [10740]	40	40	0.3%
Iowa City, IA [26980]	37	53	0.3%
Provo-Orem, UT [39340]	35	30	0.3%
Bremerton-Silverdale, WA [14740]	35	24	0.3%
Colorado Springs, CO [17820]	34	29	0.3%
Toledo, OH [45780]	33	19	0.3%
Tucson, AZ [46060]	31	32	0.3%
Cincinnati-Middletown, OH-KY-IN [17140]	29	47	0.2%
Bridgeport-Stamford-Norwalk, CT [14860]	29	33	0.2%
Modesto, CA [33700]	29	22	0.2%
Tampa-St. Petersburg-Clearwater, FL [45300]	27	27	0.2%
Madison, WI [31540]	27	24	0.2%
Salem, OR [41420]	26	22	0.2%
Racine, WI [39540]	24	13	0.2%
Riverside-San Bernardino-Ontario, CA [40140]	23	29	0.2%
Akron, OH [10420]	22	32	0.2%
New Haven-Milford, CT [35300]	21	22	0.2%
Charlotte-Gastonia-Concord, NC-SC [16740]	20	24	0.2%
Las Vegas-Paradise, NV [29820]	19	25	0.2%
San Antonio, TX [41700]	18	24	0.2%
Ogden-Clearfield, UT [36260]	18	18	0.2%
Grand Rapids-Wyoming, MI [24340]	18	17	0.2%
Reno-Sparks, NV [39900]	18	15	0.2%
Bend, OR [13460]	18	3	0.2%
Allentown-Bethlehem-Easton, PA-NJ [10900]	17	18	0.1%
San Luis Obispo-Paso Robles, CA [42020]	17	6	0.1%
Lexington-Fayette, KY [30460]	16	34	0.1%
Hartford-West Hartford-East Hartford, CT [25540]	16	18	0.1%
Nashville-Davidson--Murfreesboro--Franklin, TN [34980]	16	16	0.1%
Champaign-Urbana, IL [16580]	16	15	0.1%
Cleveland-Elyria-Mentor, OH [17460]	15	20	0.1%
Laredo, TX [29700]	15	19	0.1%
Tulsa, OK [46140]	14	18	0.1%
Columbus, OH [18140]	14	16	0.1%
Flint, MI [22420]	14	6	0.1%
Yuba City, CA [49700]	13	14	0.1%
Dayton, OH [19380]	13	12	0.1%
Niles-Benton Harbor, MI [35660]	12	17	0.1%
St. Louis, MO-IL [41180]	12	16	0.1%
Binghamton, NY [13780]	12	14	0.1%
Albany-Schenectady-Troy, NY [10580]	12	12	0.1%
Portland-South Portland-Biddeford, ME [38860]	12	12	0.1%
Gainesville, FL [23540]	11	8	0.1%
Prescott, AZ [39140]	11	6	0.1%
Canton-Massillon, OH [15940]	10	15	0.1%
Springfield, MA [44140]	10	14	0.1%
Deltona-Daytona Beach-Ormond Beach, FL [19660]	10	9	0.1%
Burlington-South Burlington, VT [15540]	9	15	0.1%
Reading, PA [39740]	9	10	0.1%
Kalamazoo-Portage, MI [28020]	9	8	0.1%
Kingston, NY [28740]	9	7	0.1%
Syracuse, NY [45060]	8	19	0.1%

New Orleans-Metairie-Kenner, LA [35380]	8	9	0.1%
Salinas, CA [41500]	8	5	0.1%
Kennewick-Richland-Pasco, WA [28420]	7	23	0.1%
Bakersfield, CA [12540]	7	14	0.1%
Louisville/Jefferson County, KY-IN [31140]	7	13	0.1%
Greensboro-High Point, NC [24660]	7	13	0.1%
Barnstable Town, MA [12700]	7	11	0.1%
Virginia Beach-Norfolk-Newport News, VA-NC [47260]	7	10	0.1%
Gulfport-Biloxi, MS [25060]	7	7	0.1%
Richmond, VA [40060]	7	7	0.1%
Lancaster, PA [29540]	7	5	0.1%
State College, PA [44300]	7	5	0.1%
Port St. Lucie, FL [38940]	7	5	0.1%
Stockton, CA [44700]	7	5	0.1%
Eugene-Springfield, OR [21660]	7	5	0.1%
Des Moines-West Des Moines, IA [19780]	6	9	0.1%
Knoxville, TN [28940]	6	8	0.1%
Fresno, CA [23420]	6	5	0.1%
Rockford, IL [40420]	6	5	0.1%
Fort Wayne, IN [23060]	6	4	0.1%
Panama City-Lynn Haven, FL [37460]	5	12	0%
Roanoke, VA [40220]	5	7	0%
Lansing-East Lansing, MI [29620]	5	7	0%
Bloomington, IN [14020]	5	6	0%
Harrisburg-Carlisle, PA [25420]	5	6	0%
Blacksburg-Christiansburg-Radford, VA [13980]	5	6	0%
Burlington, NC [15500]	5	5	0%
Jacksonville, FL [27260]	5	2	0%
Tallahassee, FL [45220]	4	10	0%
Elkhart-Goshen, IN [21140]	4	4	0%
Sioux Falls, SD [43620]	4	3	0%
Tyler, TX [46340]	4	2	0%
Spokane, WA [44060]	4	2	0%
Waterloo-Cedar Falls, IA [47940]	3	9	0%
Buffalo-Niagara Falls, NY [15380]	3	6	0%
Winston-Salem, NC [49180]	3	4	0%
Utica-Rome, NY [46540]	3	4	0%
Baton Rouge, LA [12940]	3	3	0%
South Bend-Mishawaka, IN-MI [43780]	3	3	0%
Topeka, KS [45820]	3	3	0%
Asheville, NC [11700]	3	2	0%
Saginaw-Saginaw Township North, MI [40980]	3	2	0%
Visalia-Porterville, CA [47300]	3	1	0%
Killeen-Temple-Fort Hood, TX [28660]	3	1	0%
Peoria, IL [37900]	2	7	0%
Oshkosh-Neenah, WI [36780]	2	5	0%
Wichita, KS [48620]	2	4	0%
Omaha-Council Bluffs, NE-IA [36540]	2	4	0%
York-Hanover, PA [49620]	2	3	0%
Sioux City, IA-NE-SD [43580]	2	3	0%
Gainesville, GA [23580]	2	2	0%
Cape Coral-Fort Myers, FL [15980]	2	2	0%
Olympia, WA [36500]	2	2	0%
Medford, OR [32780]	2	2	0%
Muskegon-Norton Shores, MI [34740]	2	2	0%
Ocala, FL [36100]	2	2	0%
Anchorage, AK [11260]	2	1	0%
Tuscaloosa, AL [46220]	2	1	0%

> RECORDERS [346] - {43} : (41)

Metro Region	Patents	Inventors	% Of Class
--------------	---------	-----------	------------

Detroit-Warren-Livonia, MI [19820]	5	6	11.6%
Niles-Benton Harbor, MI [35660]	4	9	9.3%
Louisville/Jefferson County, KY-IN [31140]	4	9	9.3%
Portland-South Portland-Biddeford, ME [38860]	4	7	9.3%
Kalamazoo-Portage, MI [28020]	3	5	7%
South Bend-Mishawaka, IN-MI [43780]	3	4	7%
Ann Arbor, MI [11460]	3	3	7%
Elkhart-Goshen, IN [21140]	3	3	7%
Minneapolis-St. Paul-Bloomington, MN-WI [33460]	2	3	4.7%
Las Vegas-Paradise, NV [29820]	2	1	4.7%
Boston-Cambridge-Quincy, MA-NH [14460]	2	1	4.7%

> INCREMENTAL PRINTING OF SYMBOLIC INFORMATION [347] - {3562} : (120)

Metro Region	Patents	Inventors	% Of Class
Rochester, NY [40380]	1066	881	29.9%
Portland-Vancouver-Beaverton, OR-WA [38900]	721	570	20.2%
San Diego-Carlsbad-San Marcos, CA [41740]	424	425	11.9%
Lexington-Fayette, KY [30460]	393	450	11%
San Jose-Sunnyvale-Santa Clara, CA [41940]	285	211	8%
Salem, OR [41420]	192	73	5.4%
San Francisco-Oakland-Fremont, CA [41860]	152	121	4.3%
Cincinnati-Middletown, OH-KY-IN [17140]	130	57	3.6%
Dayton, OH [19380]	112	55	3.1%
Boston-Cambridge-Quincy, MA-NH [14460]	82	96	2.3%
New York-Northern New Jersey-Long Island, NY-NJ-PA [35620]	75	57	2.1%
Boise City-Nampa, ID [14260]	74	88	2.1%
Chicago-Naperville-Joliet, IL-IN-WI [16980]	55	58	1.5%
Philadelphia-Camden-Wilmington, PA-NJ-DE-MD [37980]	53	50	1.5%
Boulder, CO [14500]	47	41	1.3%
Greeley, CO [24540]	47	40	1.3%
Fort Collins-Loveland, CO [22660]	41	31	1.2%
Louisville/Jefferson County, KY-IN [31140]	37	21	1%
Bridgeport-Stamford-Norwalk, CT [14860]	33	29	0.9%
Minneapolis-St. Paul-Bloomington, MN-WI [33460]	30	55	0.8%
Santa Cruz-Watsonville, CA [42100]	29	20	0.8%
Austin-Round Rock, TX [12420]	28	34	0.8%
Buffalo-Niagara Falls, NY [15380]	28	17	0.8%
Ann Arbor, MI [11460]	28	11	0.8%
Seattle-Tacoma-Bellevue, WA [42660]	25	34	0.7%
Oxnard-Thousand Oaks-Ventura, CA [37100]	24	18	0.7%
Denver-Aurora, CO [19740]	21	20	0.6%
Durham, NC [20500]	20	33	0.6%
Nashville-Davidson--Murfreesboro--Franklin, TN [34980]	19	14	0.5%
Detroit-Warren-Livonia, MI [19820]	18	7	0.5%
Richmond, VA [40060]	17	5	0.5%
Worcester, MA [49340]	17	3	0.5%
Atlanta-Sandy Springs-Marietta, GA [12060]	15	21	0.4%
Dallas-Fort Worth-Arlington, TX [19100]	15	16	0.4%
Eugene-Springfield, OR [21660]	15	12	0.4%
Raleigh-Cary, NC [39580]	14	24	0.4%
Hartford-West Hartford-East Hartford, CT [25540]	14	14	0.4%
Virginia Beach-Norfolk-Newport News, VA-NC [47260]	14	1	0.4%
Orlando-Kissimmee, FL [36740]	13	17	0.4%
Cleveland-Elyria-Mentor, OH [17460]	12	27	0.3%
New Haven-Milford, CT [35300]	12	9	0.3%
Bend, OR [13460]	12	5	0.3%
Riverside-San Bernardino-Ontario, CA [40140]	11	8	0.3%
Washington-Arlington-Alexandria, DC-VA-MD-WV [47900]	11	6	0.3%
Manchester-Nashua, NH [31700]	10	9	0.3%
Charlotte-Gastonia-Concord, NC-SC [16740]	9	8	0.3%
Columbus, OH [18140]	9	4	0.3%



Burlington, NC [15500]	8	9	0.2%
Phoenix-Mesa-Scottsdale, AZ [38060]	8	7	0.2%
St. Louis, MO-IL [41180]	8	7	0.2%
Albuquerque, NM [10740]	7	9	0.2%
Providence-New Bedford-Fall River, RI-MA [39300]	7	8	0.2%
Milwaukee-Waukesha-West Allis, WI [33340]	7	7	0.2%
Akron, OH [10420]	7	6	0.2%
Allentown-Bethlehem-Easton, PA-NJ [10900]	7	4	0.2%
Tampa-St. Petersburg-Clearwater, FL [45300]	6	6	0.2%
Tucson, AZ [46060]	5	4	0.1%
Miami-Fort Lauderdale-Pompano Beach, FL [33100]	5	3	0.1%
Las Vegas-Paradise, NV [29820]	5	3	0.1%
Madison, WI [31540]	4	7	0.1%
Pittsburgh, PA [38300]	4	6	0.1%
Sacramento--Arden-Arcade--Roseville, CA [40900]	4	3	0.1%
Gainesville, GA [23580]	4	3	0.1%
Houston-Sugar Land-Baytown, TX [26420]	4	3	0.1%
Trenton-Ewing, NJ [45940]	4	3	0.1%
Provo-Orem, UT [39340]	4	2	0.1%
Appleton, WI [11540]	3	3	0.1%
Albany-Schenectady-Troy, NY [10580]	3	3	0.1%
Barnstable Town, MA [12700]	3	2	0.1%
Gainesville, FL [23540]	3	2	0.1%
Bakersfield, CA [12540]	3	2	0.1%
Rockford, IL [40420]	3	2	0.1%
Birmingham-Hoover, AL [13820]	3	2	0.1%
Champaign-Urbana, IL [16580]	2	7	0.1%
Kansas City, MO-KS [28140]	2	6	0.1%
Salt Lake City, UT [41620]	2	5	0.1%
Spartanburg, SC [43900]	2	4	0.1%
Racine, WI [39540]	2	3	0.1%
Green Bay, WI [24580]	2	2	0.1%
Norwich-New London, CT [35980]	2	2	0.1%
Knoxville, TN [28940]	2	2	0.1%
York-Hanover, PA [49620]	2	2	0.1%
Modesto, CA [33700]	2	2	0.1%
Rochester, MN [40340]	2	2	0.1%
Greensboro-High Point, NC [24660]	2	2	0.1%
Charleston-North Charleston, SC [16700]	2	2	0.1%
Bremerton-Silverdale, WA [14740]	2	2	0.1%
Syracuse, NY [45060]	2	2	0.1%
Lancaster, PA [29540]	2	2	0.1%
Ogden-Clearfield, UT [36260]	2	1	0.1%
Memphis, TN-MS-AR [32820]	2	1	0.1%
Baltimore-Towson, MD [12580]	2	1	0.1%

> TELEVISION [348] - {6726} : (191)

Metro Region	Patents	Inventors	% Of Class
San Jose-Sunnyvale-Santa Clara, CA [41940]	1714	1527	25.5%
San Francisco-Oakland-Fremont, CA [41860]	1076	951	16%
New York-Northern New Jersey-Long Island, NY-NJ-PA [35620]	553	570	8.2%
Rochester, NY [40380]	444	381	6.6%
San Diego-Carlsbad-San Marcos, CA [41740]	399	443	5.9%
Seattle-Tacoma-Bellevue, WA [42660]	372	444	5.5%
Boston-Cambridge-Quincy, MA-NH [14460]	332	368	4.9%
Austin-Round Rock, TX [12420]	265	294	3.9%
Greeley, CO [24540]	229	200	3.4%
Dallas-Fort Worth-Arlington, TX [19100]	225	267	3.3%
Fort Collins-Loveland, CO [22660]	204	174	3%
Boulder, CO [14500]	200	195	3%
Portland-Vancouver-Beaverton, OR-WA [38900]	196	167	2.9%

Santa Cruz-Watsonville, CA [42100]	184	122	2.7%
Indianapolis-Carmel, IN [26900]	159	140	2.4%
Philadelphia-Camden-Wilmington, PA-NJ-DE-MD [37980]	138	148	2.1%
Chicago-Naperville-Joliet, IL-IN-WI [16980]	124	158	1.8%
Washington-Arlington-Alexandria, DC-VA-MD-WV [47900]	120	161	1.8%
Phoenix-Mesa-Scottsdale, AZ [38060]	115	109	1.7%
Denver-Aurora, CO [19740]	114	127	1.7%
Atlanta-Sandy Springs-Marietta, GA [12060]	107	137	1.6%
Boise City-Nampa, ID [14260]	91	54	1.4%
Oxnard-Thousand Oaks-Ventura, CA [37100]	81	76	1.2%
Durham, NC [20500]	79	112	1.2%
Raleigh-Cary, NC [39580]	67	96	1%
Miami-Fort Lauderdale-Pompano Beach, FL [33100]	60	38	0.9%
Trenton-Ewing, NJ [45940]	57	57	0.8%
Detroit-Warren-Livonia, MI [19820]	56	69	0.8%
Houston-Sugar Land-Baytown, TX [26420]	55	67	0.8%
Minneapolis-St. Paul-Bloomington, MN-WI [33460]	55	61	0.8%
Bridgeport-Stamford-Norwalk, CT [14860]	55	32	0.8%
Riverside-San Bernardino-Ontario, CA [40140]	52	44	0.8%
San Antonio, TX [41700]	40	43	0.6%
Baltimore-Towson, MD [12580]	39	53	0.6%
Kansas City, MO-KS [28140]	38	57	0.6%
Pittsburgh, PA [38300]	37	45	0.6%
Manchester-Nashua, NH [31700]	36	34	0.5%
Ann Arbor, MI [11460]	35	29	0.5%
Palm Bay-Melbourne-Titusville, FL [37340]	34	34	0.5%
Orlando-Kissimmee, FL [36740]	31	39	0.5%
Laredo, TX [29700]	29	36	0.4%
Tampa-St. Petersburg-Clearwater, FL [45300]	29	31	0.4%
Syracuse, NY [45060]	28	34	0.4%
Allentown-Bethlehem-Easton, PA-NJ [10900]	27	25	0.4%
St. Louis, MO-IL [41180]	27	18	0.4%
Burlington-South Burlington, VT [15540]	26	27	0.4%
Charlotte-Gastonia-Concord, NC-SC [16740]	26	23	0.4%
Albuquerque, NM [10740]	24	30	0.4%
Fresno, CA [23420]	23	33	0.3%
Cincinnati-Middletown, OH-KY-IN [17140]	23	32	0.3%
Albany-Schenectady-Troy, NY [10580]	23	30	0.3%
Grand Rapids-Wyoming, MI [24340]	23	27	0.3%
Worcester, MA [49340]	23	22	0.3%
Modesto, CA [33700]	22	19	0.3%
Providence-New Bedford-Fall River, RI-MA [39300]	20	24	0.3%
Tucson, AZ [46060]	19	28	0.3%
Binghamton, NY [13780]	19	20	0.3%
Las Vegas-Paradise, NV [29820]	19	15	0.3%
Nashville-Davidson--Murfreesboro--Franklin, TN [34980]	19	9	0.3%
Salt Lake City, UT [41620]	18	28	0.3%
Hartford-West Hartford-East Hartford, CT [25540]	18	19	0.3%
Huntsville, AL [26620]	18	18	0.3%
Sacramento--Arden-Arcade--Roseville, CA [40900]	17	20	0.3%
Salem, OR [41420]	17	15	0.3%
Santa Rosa-Petaluma, CA [42220]	17	10	0.3%
New Haven-Milford, CT [35300]	16	15	0.2%
Salinas, CA [41500]	16	10	0.2%
Colorado Springs, CO [17820]	15	8	0.2%
Milwaukee-Waukesha-West Allis, WI [33340]	13	15	0.2%
Akron, OH [10420]	12	27	0.2%
Cedar Rapids, IA [16300]	12	17	0.2%
Columbus, OH [18140]	12	16	0.2%
Virginia Beach-Norfolk-Newport News, VA-NC [47260]	12	12	0.2%
Vallejo-Fairfield, CA [46700]	12	11	0.2%
Knoxville, TN [28940]	11	23	0.2%
Iowa City, IA [26980]	11	12	0.2%
Fort Wayne, IN [23060]	11	10	0.2%
Bremerton-Silverdale, WA [14740]	11	7	0.2%

Cleveland-Elyria-Mentor, OH [17460]	10	17	0.1%
Provo-Orem, UT [39340]	10	14	0.1%
Barnstable Town, MA [12700]	10	11	0.1%
Lancaster, PA [29540]	10	9	0.1%
Lansing-East Lansing, MI [29620]	10	9	0.1%
San Luis Obispo-Paso Robles, CA [42020]	10	7	0.1%
Reno-Sparks, NV [39900]	10	6	0.1%
Bloomington, IN [14020]	10	4	0.1%
Lexington-Fayette, KY [30460]	9	12	0.1%
Tulsa, OK [46140]	9	11	0.1%
Jacksonville, FL [27260]	9	10	0.1%
Greenville-Mauldin-Easley, SC [24860]	8	12	0.1%
Blacksburg-Christiansburg-Radford, VA [13980]	8	10	0.1%
Yuba City, CA [49700]	8	8	0.1%
Ogden-Clearfield, UT [36260]	8	5	0.1%
Louisville/Jefferson County, KY-IN [31140]	7	11	0.1%
Rochester, MN [40340]	7	11	0.1%
Spokane, WA [44060]	7	10	0.1%
Roanoke, VA [40220]	7	10	0.1%
Portland-South Portland-Biddeford, ME [38860]	7	9	0.1%
Madison, WI [31540]	7	8	0.1%
Gainesville, GA [23580]	7	6	0.1%
Norwich-New London, CT [35980]	7	5	0.1%
Appleton, WI [11540]	7	4	0.1%
Springfield, MA [44140]	6	7	0.1%
Stockton, CA [44700]	6	6	0.1%
Eugene-Springfield, OR [21660]	6	6	0.1%
Oshkosh-Neenah, WI [36780]	6	4	0.1%
Fayetteville-Springdale-Rogers, AR-MO [22220]	6	4	0.1%
Flint, MI [22420]	6	3	0.1%
College Station-Bryan, TX [17780]	6	3	0.1%
Muskegon-Norton Shores, MI [34740]	6	2	0.1%
Canton-Massillon, OH [15940]	5	21	0.1%
Gainesville, FL [23540]	5	8	0.1%
Richmond, VA [40060]	5	7	0.1%
Champaign-Urbana, IL [16580]	5	7	0.1%
New Orleans-Metairie-Kenner, LA [35380]	5	5	0.1%
Reading, PA [39740]	5	4	0.1%
York-Hanover, PA [49620]	5	4	0.1%
Sioux Falls, SD [43620]	5	3	0.1%
Oklahoma City, OK [36420]	4	7	0.1%
Tallahassee, FL [45220]	4	6	0.1%
Little Rock-North Little Rock-Conway, AR [30780]	4	6	0.1%
Panama City-Lynn Haven, FL [37460]	4	5	0.1%
Wichita, KS [48620]	4	4	0.1%
Deltona-Daytona Beach-Ormond Beach, FL [19660]	4	2	0.1%
Toledo, OH [45780]	4	2	0.1%
Bakersfield, CA [12540]	3	7	0%
Omaha-Council Bluffs, NE-IA [36540]	3	5	0%
Dayton, OH [19380]	3	5	0%
Lincoln, NE [30700]	3	5	0%
Peoria, IL [37900]	3	5	0%
Buffalo-Niagara Falls, NY [15380]	3	4	0%
Kingston, NY [28740]	3	4	0%
Greensboro-High Point, NC [24660]	3	4	0%
Columbia, SC [17900]	3	4	0%
South Bend-Mishawaka, IN-MI [43780]	3	3	0%
Cape Coral-Fort Myers, FL [15980]	3	3	0%
State College, PA [44300]	3	3	0%
Lakeland, FL [29460]	3	3	0%
Bend, OR [13460]	3	3	0%
Winston-Salem, NC [49180]	2	7	0%
Memphis, TN-MS-AR [32820]	2	5	0%
Erie, PA [21500]	2	4	0%
Athens-Clarke County, GA [12020]	2	2	0%

Duluth, MN-WI [20260]	2	2	0%
Springfield, MO [44180]	2	2	0%
Las Cruces, NM [29740]	2	2	0%
Columbus, GA-AL [17980]	2	2	0%
Bellingham, WA [13380]	2	2	0%
Evansville, IN-KY [21780]	2	2	0%
Punta Gorda, FL [39460]	2	2	0%
Charlottesville, VA [16820]	2	2	0%
Elkhart-Goshen, IN [21140]	2	2	0%
Kennewick-Richland-Pasco, WA [28420]	2	2	0%
Des Moines-West Des Moines, IA [19780]	2	2	0%
El Paso, TX [21340]	2	2	0%
Racine, WI [39540]	2	2	0%
Killeen-Temple-Fort Hood, TX [28660]	2	2	0%
Green Bay, WI [24580]	2	2	0%
Kalamazoo-Portage, MI [28020]	2	2	0%
Scranton--Wilkes-Barre, PA [42540]	2	1	0%
Lafayette, LA [29180]	2	1	0%
Chattanooga, TN-GA [16860]	2	1	0%

> LIQUID CRYSTAL CELLS, ELEMENTS AND SYSTEMS [349] - {808} : (93)

Metro Region	Patents	Inventors	% Of Class
San Jose-Sunnyvale-Santa Clara, CA [41940]	153	163	18.9%
San Francisco-Oakland-Fremont, CA [41860]	101	105	12.5%
New York-Northern New Jersey-Long Island, NY-NJ-PA [35620]	70	76	8.7%
Rochester, NY [40380]	68	72	8.4%
Orlando-Kissimmee, FL [36740]	53	21	6.6%
Palm Bay-Melbourne-Titusville, FL [37340]	52	24	6.4%
Akron, OH [10420]	50	50	6.2%
Minneapolis-St. Paul-Bloomington, MN-WI [33460]	48	39	5.9%
Portland-Vancouver-Beaverton, OR-WA [38900]	42	42	5.2%
Boston-Cambridge-Quincy, MA-NH [14460]	41	42	5.1%
Boulder, CO [14500]	34	15	4.2%
Denver-Aurora, CO [19740]	33	13	4.1%
Atlanta-Sandy Springs-Marietta, GA [12060]	27	11	3.3%
Santa Rosa-Petaluma, CA [42220]	26	26	3.2%
Phoenix-Mesa-Scottsdale, AZ [38060]	25	31	3.1%
Durham, NC [20500]	22	20	2.7%
Chicago-Naperville-Joliet, IL-IN-WI [16980]	20	27	2.5%
Raleigh-Cary, NC [39580]	20	18	2.5%
Seattle-Tacoma-Bellevue, WA [42660]	19	22	2.4%
Oxnard-Thousand Oaks-Ventura, CA [37100]	13	12	1.6%
Santa Cruz-Watsonville, CA [42100]	13	11	1.6%
Dallas-Fort Worth-Arlington, TX [19100]	12	12	1.5%
Cedar Rapids, IA [16300]	10	19	1.2%
Philadelphia-Camden-Wilmington, PA-NJ-DE-MD [37980]	10	10	1.2%
Washington-Arlington-Alexandria, DC-VA-MD-WV [47900]	9	12	1.1%
Greeley, CO [24540]	9	9	1.1%
Detroit-Warren-Livonia, MI [19820]	8	11	1%
Worcester, MA [49340]	8	7	1%
Cleveland-Elyria-Mentor, OH [17460]	8	7	1%
San Diego-Carlsbad-San Marcos, CA [41740]	8	7	1%
Cincinnati-Middletown, OH-KY-IN [17140]	8	6	1%
Tucson, AZ [46060]	7	9	0.9%
Dayton, OH [19380]	7	4	0.9%
Austin-Round Rock, TX [12420]	6	10	0.7%
Iowa City, IA [26980]	6	8	0.7%
Trenton-Ewing, NJ [45940]	6	6	0.7%
Boise City-Nampa, ID [14260]	6	3	0.7%
Albany-Schenectady-Troy, NY [10580]	5	8	0.6%
Ann Arbor, MI [11460]	5	6	0.6%

Riverside-San Bernardino-Ontario, CA [40140]	5	5	0.6%
Grand Rapids-Wyoming, MI [24340]	4	7	0.5%
Fort Collins-Loveland, CO [22660]	4	6	0.5%
Pittsburgh, PA [38300]	4	5	0.5%
Milwaukee-Waukesha-West Allis, WI [33340]	3	7	0.4%
Providence-New Bedford-Fall River, RI-MA [39300]	3	6	0.4%
Indianapolis-Carmel, IN [26900]	3	5	0.4%
Las Vegas-Paradise, NV [29820]	3	4	0.4%
Tampa-St. Petersburg-Clearwater, FL [45300]	3	4	0.4%
Eugene-Springfield, OR [21660]	3	3	0.4%
Roanoke, VA [40220]	3	2	0.4%
Colorado Springs, CO [17820]	3	2	0.4%
Blacksburg-Christiansburg-Radford, VA [13980]	3	2	0.4%
Baltimore-Towson, MD [12580]	3	2	0.4%
Canton-Massillon, OH [15940]	3	1	0.4%
Burlington-South Burlington, VT [15540]	2	4	0.2%
Huntsville, AL [26620]	2	4	0.2%
Albuquerque, NM [10740]	2	4	0.2%
Allentown-Bethlehem-Easton, PA-NJ [10900]	2	3	0.2%
Sacramento--Arden-Arcade--Roseville, CA [40900]	2	3	0.2%
Lancaster, PA [29540]	2	3	0.2%
Evansville, IN-KY [21780]	2	2	0.2%
Bridgeport-Stamford-Norwalk, CT [14860]	2	2	0.2%
Kalamazoo-Portage, MI [28020]	2	2	0.2%
Modesto, CA [33700]	2	2	0.2%
Kansas City, MO-KS [28140]	2	2	0.2%
Norwich-New London, CT [35980]	2	2	0.2%
New Haven-Milford, CT [35300]	2	2	0.2%
Madison, WI [31540]	2	1	0.2%
Bremerton-Silverdale, WA [14740]	2	1	0.2%
Burlington, NC [15500]	2	1	0.2%
San Luis Obispo-Paso Robles, CA [42020]	2	1	0.2%

> OPTICS: EYE EXAMINING, VISION TESTING AND CORRECTING [351] - {1746} : (156)

Metro Region	Patents	Inventors	% Of Class
San Francisco-Oakland-Fremont, CA [41860]	291	169	16.7%
San Jose-Sunnyvale-Santa Clara, CA [41940]	185	103	10.6%
San Diego-Carlsbad-San Marcos, CA [41740]	153	70	8.8%
New York-Northern New Jersey-Long Island, NY-NJ-PA [35620]	126	96	7.2%
Boston-Cambridge-Quincy, MA-NH [14460]	97	68	5.6%
Seattle-Tacoma-Bellevue, WA [42660]	93	46	5.3%
Roanoke, VA [40220]	87	22	5%
Blacksburg-Christiansburg-Radford, VA [13980]	87	17	5%
Jacksonville, FL [27260]	84	82	4.8%
Atlanta-Sandy Springs-Marietta, GA [12060]	71	85	4.1%
Rochester, NY [40380]	68	71	3.9%
Portland-Vancouver-Beaverton, OR-WA [38900]	56	40	3.2%
Dallas-Fort Worth-Arlington, TX [19100]	56	36	3.2%
Phoenix-Mesa-Scottsdale, AZ [38060]	49	24	2.8%
Bremerton-Silverdale, WA [14740]	48	4	2.7%
Chicago-Naperville-Joliet, IL-IN-WI [16980]	44	48	2.5%
Houston-Sugar Land-Baytown, TX [26420]	43	29	2.5%
Pittsburgh, PA [38300]	36	38	2.1%
Miami-Fort Lauderdale-Pompano Beach, FL [33100]	33	29	1.9%
Modesto, CA [33700]	32	17	1.8%
Philadelphia-Camden-Wilmington, PA-NJ-DE-MD [37980]	31	29	1.8%
Washington-Arlington-Alexandria, DC-VA-MD-WV [47900]	29	27	1.7%
Oxnard-Thousand Oaks-Ventura, CA [37100]	29	15	1.7%
Albuquerque, NM [10740]	26	26	1.5%
Baltimore-Towson, MD [12580]	25	25	1.4%
Durham, NC [20500]	24	19	1.4%

Providence-New Bedford-Fall River, RI-MA [39300]	24	18	1.4%
Raleigh-Cary, NC [39580]	22	17	1.3%
Santa Rosa-Petaluma, CA [42220]	21	7	1.2%
Orlando-Kissimmee, FL [36740]	19	19	1.1%
Denver-Aurora, CO [19740]	18	17	1%
Minneapolis-St. Paul-Bloomington, MN-WI [33460]	18	14	1%
Austin-Round Rock, TX [12420]	18	10	1%
Detroit-Warren-Livonia, MI [19820]	17	10	1%
Indianapolis-Carmel, IN [26900]	16	14	0.9%
Boulder, CO [14500]	16	14	0.9%
Riverside-San Bernardino-Ontario, CA [40140]	15	11	0.9%
Albany-Schenectady-Troy, NY [10580]	14	15	0.8%
Virginia Beach-Norfolk-Newport News, VA-NC [47260]	14	11	0.8%
Akron, OH [10420]	14	10	0.8%
Santa Cruz-Watsonville, CA [42100]	14	9	0.8%
Cleveland-Elyria-Mentor, OH [17460]	13	16	0.7%
Syracuse, NY [45060]	13	15	0.7%
Sacramento--Arden-Arcade--Roseville, CA [40900]	13	12	0.7%
Tucson, AZ [46060]	12	10	0.7%
Worcester, MA [49340]	12	8	0.7%
Springfield, MA [44140]	12	6	0.7%
Cincinnati-Middletown, OH-KY-IN [17140]	11	8	0.6%
Kansas City, MO-KS [28140]	11	8	0.6%
Salt Lake City, UT [41620]	10	10	0.6%
Bloomington, IN [14020]	10	8	0.6%
Hickory-Lenoir-Morganton, NC [25860]	10	3	0.6%
Manchester-Nashua, NH [31700]	10	3	0.6%
Kingston, NY [28740]	10	3	0.6%
St. Louis, MO-IL [41180]	10	3	0.6%
Tampa-St. Petersburg-Clearwater, FL [45300]	9	13	0.5%
Nashville-Davidson--Murfreesboro--Franklin, TN [34980]	9	7	0.5%
Stockton, CA [44700]	9	6	0.5%
Charlotte-Gastonia-Concord, NC-SC [16740]	9	6	0.5%
Tulsa, OK [46140]	9	5	0.5%
Palm Bay-Melbourne-Titusville, FL [37340]	8	8	0.5%
San Antonio, TX [41700]	8	6	0.5%
Ogden-Clearfield, UT [36260]	8	5	0.5%
Canton-Massillon, OH [15940]	8	3	0.5%
Birmingham-Hoover, AL [13820]	7	6	0.4%
San Luis Obispo-Paso Robles, CA [42020]	7	6	0.4%
New Haven-Milford, CT [35300]	6	8	0.3%
Laredo, TX [29700]	6	5	0.3%
Oshkosh-Neenah, WI [36780]	6	4	0.3%
Appleton, WI [11540]	6	4	0.3%
Las Cruces, NM [29740]	6	3	0.3%
El Paso, TX [21340]	6	3	0.3%
Greeley, CO [24540]	5	6	0.3%
Milwaukee-Waukesha-West Allis, WI [33340]	5	5	0.3%
Madison, WI [31540]	5	4	0.3%
Trenton-Ewing, NJ [45940]	5	3	0.3%
Las Vegas-Paradise, NV [29820]	5	3	0.3%
Kingsport-Bristol-Bristol, TN-VA [28700]	4	9	0.2%
Columbus, OH [18140]	4	7	0.2%
Johnson City, TN [27740]	4	6	0.2%
Fort Collins-Loveland, CO [22660]	4	4	0.2%
Mobile, AL [33660]	4	3	0.2%
Vallejo-Fairfield, CA [46700]	4	3	0.2%
Burlington-South Burlington, VT [15540]	4	3	0.2%
Fresno, CA [23420]	4	2	0.2%
Iowa City, IA [26980]	3	5	0.2%
Ann Arbor, MI [11460]	3	4	0.2%
Reno-Sparks, NV [39900]	3	4	0.2%
Prescott, AZ [39140]	3	4	0.2%
Charlottesville, VA [16820]	3	4	0.2%
Toledo, OH [45780]	3	3	0.2%

Deltona-Daytona Beach-Ormond Beach, FL [19660]	3	3	0.2%
Port St. Lucie, FL [38940]	3	3	0.2%
Richmond, VA [40060]	3	3	0.2%
Duluth, MN-WI [20260]	3	2	0.2%
St. Cloud, MN [41060]	3	1	0.2%
Flint, MI [22420]	3	1	0.2%
Louisville/Jefferson County, KY-IN [31140]	2	5	0.1%
New Orleans-Metairie-Kenner, LA [35380]	2	3	0.1%
Hartford-West Hartford-East Hartford, CT [25540]	2	2	0.1%
Lakeland, FL [29460]	2	2	0.1%
Athens-Clarke County, GA [12020]	2	2	0.1%
Lexington-Fayette, KY [30460]	2	2	0.1%
Provo-Orem, UT [39340]	2	2	0.1%
Anchorage, AK [11260]	2	2	0.1%
Scranton--Wilkes-Barre, PA [42540]	2	2	0.1%
Asheville, NC [11700]	2	2	0.1%
Allentown-Bethlehem-Easton, PA-NJ [10900]	2	2	0.1%
Sioux Falls, SD [43620]	2	2	0.1%
Davenport-Moline-Rock Island, IA-IL [19340]	2	2	0.1%
Portland-South Portland-Biddeford, ME [38860]	2	2	0.1%
Waco, TX [47380]	2	1	0.1%
Monroe, LA [33740]	2	1	0.1%
Gainesville, GA [23580]	2	1	0.1%
Spokane, WA [44060]	2	1	0.1%

> OPTICS: MOTION PICTURES [352] - {63} : (27)

Metro Region	Patents	Inventors	% Of Class
Oxnard-Thousand Oaks-Ventura, CA [37100]	16	11	25.4%
New York-Northern New Jersey-Long Island, NY-NJ-PA [35620]	11	8	17.5%
Rochester, NY [40380]	9	28	14.3%
Philadelphia-Camden-Wilmington, PA-NJ-DE-MD [37980]	5	3	7.9%
Boston-Cambridge-Quincy, MA-NH [14460]	4	2	6.3%
Salt Lake City, UT [41620]	3	8	4.8%
San Luis Obispo-Paso Robles, CA [42020]	3	4	4.8%
Dallas-Fort Worth-Arlington, TX [19100]	3	3	4.8%
Indianapolis-Carmel, IN [26900]	3	3	4.8%
Seattle-Tacoma-Bellevue, WA [42660]	2	4	3.2%
San Francisco-Oakland-Fremont, CA [41860]	2	3	3.2%
San Jose-Sunnyvale-Santa Clara, CA [41940]	2	3	3.2%
Albuquerque, NM [10740]	2	2	3.2%

> OPTICS: IMAGE PROJECTORS [353] - {918} : (94)

Metro Region	Patents	Inventors	% Of Class
San Jose-Sunnyvale-Santa Clara, CA [41940]	125	105	13.6%
San Francisco-Oakland-Fremont, CA [41860]	105	78	11.4%
Portland-Vancouver-Beaverton, OR-WA [38900]	104	78	11.3%
New York-Northern New Jersey-Long Island, NY-NJ-PA [35620]	71	51	7.7%
Dallas-Fort Worth-Arlington, TX [19100]	69	68	7.5%
Rochester, NY [40380]	69	59	7.5%
Seattle-Tacoma-Bellevue, WA [42660]	64	82	7%
Boston-Cambridge-Quincy, MA-NH [14460]	40	38	4.4%
Austin-Round Rock, TX [12420]	40	35	4.4%
San Diego-Carlsbad-San Marcos, CA [41740]	34	36	3.7%
Salem, OR [41420]	29	14	3.2%
Cincinnati-Middletown, OH-KY-IN [17140]	28	21	3.1%
Phoenix-Mesa-Scottsdale, AZ [38060]	23	17	2.5%
Oxnard-Thousand Oaks-Ventura, CA [37100]	22	16	2.4%

Indianapolis-Carmel, IN [26900]	21	21	2.3%
Minneapolis-St. Paul-Bloomington, MN-WI [33460]	20	18	2.2%
Denver-Aurora, CO [19740]	20	15	2.2%
Tucson, AZ [46060]	19	12	2.1%
Boulder, CO [14500]	19	11	2.1%
Santa Rosa-Petaluma, CA [42220]	16	11	1.7%
Eugene-Springfield, OR [21660]	13	6	1.4%
Santa Cruz-Watsonville, CA [42100]	11	8	1.2%
Chicago-Naperville-Joliet, IL-IN-WI [16980]	10	14	1.1%
Orlando-Kissimmee, FL [36740]	10	9	1.1%
Greeley, CO [24540]	10	5	1.1%
Durham, NC [20500]	9	24	1%
Washington-Arlington-Alexandria, DC-VA-MD-WV [47900]	8	10	0.9%
Raleigh-Cary, NC [39580]	7	18	0.8%
Baltimore-Towson, MD [12580]	7	6	0.8%
Milwaukee-Waukesha-West Allis, WI [33340]	7	5	0.8%
Detroit-Warren-Livonia, MI [19820]	6	13	0.7%
Salt Lake City, UT [41620]	6	9	0.7%
Atlanta-Sandy Springs-Marietta, GA [12060]	6	8	0.7%
Fort Collins-Loveland, CO [22660]	5	5	0.5%
Asheville, NC [11700]	5	5	0.5%
Tampa-St. Petersburg-Clearwater, FL [45300]	4	8	0.4%
Buffalo-Niagara Falls, NY [15380]	4	6	0.4%
Houston-Sugar Land-Baytown, TX [26420]	4	6	0.4%
Provo-Orem, UT [39340]	4	6	0.4%
Lexington-Fayette, KY [30460]	4	5	0.4%
Riverside-San Bernardino-Ontario, CA [40140]	4	4	0.4%
Boise City-Nampa, ID [14260]	4	4	0.4%
Cleveland-Elyria-Mentor, OH [17460]	3	8	0.3%
Kansas City, MO-KS [28140]	3	5	0.3%
Miami-Fort Lauderdale-Pompano Beach, FL [33100]	3	5	0.3%
Tulsa, OK [46140]	3	4	0.3%
Pittsburgh, PA [38300]	3	3	0.3%
New Haven-Milford, CT [35300]	3	2	0.3%
Bremerton-Silverdale, WA [14740]	3	2	0.3%
Trenton-Ewing, NJ [45940]	3	1	0.3%
Richmond, VA [40060]	3	1	0.3%
Philadelphia-Camden-Wilmington, PA-NJ-DE-MD [37980]	3	1	0.3%
Oklahoma City, OK [36420]	2	4	0.2%
Ann Arbor, MI [11460]	2	3	0.2%
Virginia Beach-Norfolk-Newport News, VA-NC [47260]	2	2	0.2%
Topeka, KS [45820]	2	2	0.2%
Huntsville, AL [26620]	2	1	0.2%
Knoxville, TN [28940]	2	1	0.2%
Deltona-Daytona Beach-Ormond Beach, FL [19660]	2	1	0.2%
Kingston, NY [28740]	2	1	0.2%
Providence-New Bedford-Fall River, RI-MA [39300]	2	1	0.2%
Iowa City, IA [26980]	2	1	0.2%

> PHOTOCOPYING [355] - {641} : (47)

Metro Region	Patents	Inventors	% Of Class
Bridgeport-Stamford-Norwalk, CT [14860]	167	89	26.1%
San Francisco-Oakland-Fremont, CA [41860]	162	115	25.3%
San Jose-Sunnyvale-Santa Clara, CA [41940]	123	117	19.2%
New York-Northern New Jersey-Long Island, NY-NJ-PA [35620]	47	54	7.3%
Phoenix-Mesa-Scottsdale, AZ [38060]	44	30	6.9%
Boise City-Nampa, ID [14260]	26	30	4.1%
Austin-Round Rock, TX [12420]	25	34	3.9%
Rochester, NY [40380]	25	29	3.9%
Portland-Vancouver-Beaverton, OR-WA [38900]	23	26	3.6%
Burlington-South Burlington, VT [15540]	20	34	3.1%



Boston-Cambridge-Quincy, MA-NH [14460]	20	25	3.1%
Albany-Schenectady-Troy, NY [10580]	18	9	2.8%
Kingston, NY [28740]	17	6	2.7%
New Haven-Milford, CT [35300]	15	9	2.3%
San Diego-Carlsbad-San Marcos, CA [41740]	14	12	2.2%
Santa Cruz-Watsonville, CA [42100]	10	11	1.6%
Tucson, AZ [46060]	9	8	1.4%
Washington-Arlington-Alexandria, DC-VA-MD-WV [47900]	8	12	1.2%
Minneapolis-St. Paul-Bloomington, MN-WI [33460]	8	10	1.2%
Boulder, CO [14500]	5	6	0.8%
Dallas-Fort Worth-Arlington, TX [19100]	4	4	0.6%
Denver-Aurora, CO [19740]	3	4	0.5%
Manchester-Nashua, NH [31700]	3	3	0.5%
Modesto, CA [33700]	3	3	0.5%
Worcester, MA [49340]	3	3	0.5%
Providence-New Bedford-Fall River, RI-MA [39300]	3	2	0.5%
Greeley, CO [24540]	3	2	0.5%
Fort Collins-Loveland, CO [22660]	3	2	0.5%
Prescott, AZ [39140]	3	1	0.5%
Allentown-Bethlehem-Easton, PA-NJ [10900]	3	1	0.5%
Trenton-Ewing, NJ [45940]	3	1	0.5%
Houston-Sugar Land-Baytown, TX [26420]	2	3	0.3%
Pittsburgh, PA [38300]	2	2	0.3%
Albuquerque, NM [10740]	2	2	0.3%

> OPTICS: MEASURING AND TESTING [356] - {6667} : (201)

Metro Region	Patents	Inventors	% Of Class
San Jose-Sunnyvale-Santa Clara, CA [41940]	1436	1203	21.5%
San Francisco-Oakland-Fremont, CA [41860]	1198	864	18%
Boston-Cambridge-Quincy, MA-NH [14460]	553	643	8.3%
New York-Northern New Jersey-Long Island, NY-NJ-PA [35620]	346	364	5.2%
Phoenix-Mesa-Scottsdale, AZ [38060]	332	252	5%
Washington-Arlington-Alexandria, DC-VA-MD-WV [47900]	233	264	3.5%
Tucson, AZ [46060]	229	168	3.4%
Santa Cruz-Watsonville, CA [42100]	223	103	3.3%
Seattle-Tacoma-Bellevue, WA [42660]	199	232	3%
Rochester, NY [40380]	177	261	2.7%
Philadelphia-Camden-Wilmington, PA-NJ-DE-MD [37980]	171	154	2.6%
San Diego-Carlsbad-San Marcos, CA [41740]	168	221	2.5%
Hartford-West Hartford-East Hartford, CT [25540]	157	70	2.4%
Modesto, CA [33700]	153	78	2.3%
Pittsburgh, PA [38300]	146	109	2.2%
Omaha-Council Bluffs, NE-IA [36540]	144	57	2.2%
Dallas-Fort Worth-Arlington, TX [19100]	143	166	2.1%
Lincoln, NE [30700]	141	52	2.1%
Boulder, CO [14500]	140	156	2.1%
Durham, NC [20500]	140	118	2.1%
Denver-Aurora, CO [19740]	133	134	2%
Chicago-Naperville-Joliet, IL-IN-WI [16980]	132	172	2%
Houston-Sugar Land-Baytown, TX [26420]	130	147	1.9%
Baltimore-Towson, MD [12580]	126	144	1.9%
Minneapolis-St. Paul-Bloomington, MN-WI [33460]	115	122	1.7%
Austin-Round Rock, TX [12420]	114	149	1.7%
Portland-Vancouver-Beaverton, OR-WA [38900]	106	116	1.6%
Raleigh-Cary, NC [39580]	106	104	1.6%
Albany-Schenectady-Troy, NY [10580]	98	103	1.5%
Albuquerque, NM [10740]	96	126	1.4%
Oxnard-Thousand Oaks-Ventura, CA [37100]	91	90	1.4%
Atlanta-Sandy Springs-Marietta, GA [12060]	90	113	1.3%
Ann Arbor, MI [11460]	90	87	1.3%
Detroit-Warren-Livonia, MI [19820]	88	92	1.3%

Bridgeport-Stamford-Norwalk, CT [14860]	84	65	1.3%
Orlando-Kissimmee, FL [36740]	83	90	1.2%
Greeley, CO [24540]	83	89	1.2%
Fort Collins-Loveland, CO [22660]	72	71	1.1%
Riverside-San Bernardino-Ontario, CA [40140]	57	53	0.9%
New Haven-Milford, CT [35300]	55	47	0.8%
Palm Bay-Melbourne-Titusville, FL [37340]	52	70	0.8%
Cleveland-Elyria-Mentor, OH [17460]	52	44	0.8%
Worcester, MA [49340]	51	48	0.8%
Manchester-Nashua, NH [31700]	49	46	0.7%
Providence-New Bedford-Fall River, RI-MA [39300]	47	38	0.7%
Tampa-St. Petersburg-Clearwater, FL [45300]	45	59	0.7%
Trenton-Ewing, NJ [45940]	45	35	0.7%
Allentown-Bethlehem-Easton, PA-NJ [10900]	45	33	0.7%
Blacksburg-Christiansburg-Radford, VA [13980]	43	47	0.6%
Miami-Fort Lauderdale-Pompano Beach, FL [33100]	43	41	0.6%
Cincinnati-Middletown, OH-KY-IN [17140]	42	50	0.6%
Champaign-Urbana, IL [16580]	42	47	0.6%
Madison, WI [31540]	42	42	0.6%
Akron, OH [10420]	40	36	0.6%
St. Louis, MO-IL [41180]	40	31	0.6%
Huntsville, AL [26620]	39	55	0.6%
Columbus, OH [18140]	33	36	0.5%
Knoxville, TN [28940]	32	40	0.5%
Sacramento--Arden-Arcade--Roseville, CA [40900]	30	22	0.4%
Richmond, VA [40060]	30	21	0.4%
Dayton, OH [19380]	29	32	0.4%
Santa Rosa-Petaluma, CA [42220]	28	41	0.4%
Grand Rapids-Wyoming, MI [24340]	27	30	0.4%
Columbia, SC [17900]	27	15	0.4%
Burlington-South Burlington, VT [15540]	26	33	0.4%
Toledo, OH [45780]	24	22	0.4%
Boise City-Nampa, ID [14260]	21	26	0.3%
Hickory-Lenoir-Morganton, NC [25860]	21	10	0.3%
Burlington, NC [15500]	21	5	0.3%
South Bend-Mishawaka, IN-MI [43780]	20	14	0.3%
Virginia Beach-Norfolk-Newport News, VA-NC [47260]	19	32	0.3%
Syracuse, NY [45060]	19	23	0.3%
Yuba City, CA [49700]	19	7	0.3%
Tulsa, OK [46140]	17	31	0.3%
Portland-South Portland-Biddeford, ME [38860]	17	23	0.3%
Charlottesville, VA [16820]	17	19	0.3%
Indianapolis-Carmel, IN [26900]	17	13	0.3%
Norwich-New London, CT [35980]	17	11	0.3%
Salt Lake City, UT [41620]	16	31	0.2%
San Antonio, TX [41700]	16	24	0.2%
Kansas City, MO-KS [28140]	16	24	0.2%
Fort Wayne, IN [23060]	16	21	0.2%
Laredo, TX [29700]	16	20	0.2%
Gainesville, FL [23540]	15	21	0.2%
Nashville-Davidson--Murfreesboro--Franklin, TN [34980]	15	15	0.2%
Elkhart-Goshen, IN [21140]	15	9	0.2%
Charlotte-Gastonia-Concord, NC-SC [16740]	14	16	0.2%
Canton-Massillon, OH [15940]	14	10	0.2%
Bremerton-Silverdale, WA [14740]	14	7	0.2%
Milwaukee-Waukesha-West Allis, WI [33340]	13	16	0.2%
Bloomington, IN [14020]	13	10	0.2%
Kennewick-Richland-Pasco, WA [28420]	12	19	0.2%
Flint, MI [22420]	12	11	0.2%
College Station-Bryan, TX [17780]	11	15	0.2%
Bend, OR [13460]	11	14	0.2%
Las Vegas-Paradise, NV [29820]	11	8	0.2%
Reading, PA [39740]	11	7	0.2%
Lansing-East Lansing, MI [29620]	11	6	0.2%
Athens-Clarke County, GA [12020]	10	21	0.1%

Jacksonville, FL [27260]	10	15	0.1%
Colorado Springs, CO [17820]	10	11	0.1%
Des Moines-West Des Moines, IA [19780]	10	8	0.1%
Eugene-Springfield, OR [21660]	10	8	0.1%
Lancaster, PA [29540]	10	8	0.1%
York-Hanover, PA [49620]	10	6	0.1%
Kingston, NY [28740]	10	5	0.1%
Youngstown-Warren-Boardman, OH-PA [49660]	10	3	0.1%
Charleston-North Charleston, SC [16700]	10	3	0.1%
Lexington-Fayette, KY [30460]	9	14	0.1%
Duluth, MN-WI [20260]	9	13	0.1%
Reno-Sparks, NV [39900]	9	9	0.1%
Barnstable Town, MA [12700]	9	4	0.1%
Little Rock-North Little Rock-Conway, AR [30780]	8	13	0.1%
Wilmington, NC [48900]	8	10	0.1%
Bakersfield, CA [12540]	8	6	0.1%
Iowa City, IA [26980]	8	6	0.1%
Springfield, MA [44140]	7	8	0.1%
Topeka, KS [45820]	7	8	0.1%
Vallejo-Fairfield, CA [46700]	7	8	0.1%
Stockton, CA [44700]	7	7	0.1%
Niles-Benton Harbor, MI [35660]	7	6	0.1%
Jackson, MI [27100]	7	5	0.1%
Medford, OR [32780]	6	11	0.1%
Rochester, MN [40340]	6	9	0.1%
State College, PA [44300]	6	8	0.1%
Greenville-Mauldin-Easley, SC [24860]	6	7	0.1%
Harrisburg-Carlisle, PA [25420]	6	7	0.1%
Salem, OR [41420]	6	6	0.1%
Buffalo-Niagara Falls, NY [15380]	6	6	0.1%
Las Cruces, NM [29740]	6	4	0.1%
Port St. Lucie, FL [38940]	6	3	0.1%
Oshkosh-Neenah, WI [36780]	5	11	0.1%
Appleton, WI [11540]	5	9	0.1%
Cape Coral-Fort Myers, FL [15980]	5	6	0.1%
Tallahassee, FL [45220]	5	5	0.1%
Birmingham-Hoover, AL [13820]	5	5	0.1%
San Luis Obispo-Paso Robles, CA [42020]	5	4	0.1%
El Paso, TX [21340]	5	2	0.1%
Sioux City, IA-NE-SD [43580]	5	1	0.1%
Binghamton, NY [13780]	4	6	0.1%
Memphis, TN-MS-AR [32820]	4	6	0.1%
Roanoke, VA [40220]	4	5	0.1%
Cedar Rapids, IA [16300]	4	5	0.1%
Oklahoma City, OK [36420]	4	5	0.1%
Lafayette, LA [29180]	4	4	0.1%
Louisville/Jefferson County, KY-IN [31140]	4	4	0.1%
Gainesville, GA [23580]	4	4	0.1%
Ogden-Clearfield, UT [36260]	4	4	0.1%
Naples-Marco Island, FL [34940]	4	3	0.1%
Fargo, ND-MN [22020]	4	3	0.1%
Asheville, NC [11700]	4	2	0.1%
Lubbock, TX [31180]	4	1	0.1%
Columbia, MO [17860]	3	6	0%
Greenville, NC [24780]	3	5	0%
Terre Haute, IN [45460]	3	5	0%
Provo-Orem, UT [39340]	3	5	0%
Panama City-Lynn Haven, FL [37460]	3	4	0%
Killeen-Temple-Fort Hood, TX [28660]	3	4	0%
St. Cloud, MN [41060]	3	4	0%
Janesville, WI [27500]	3	3	0%
Spokane, WA [44060]	3	3	0%
Salinas, CA [41500]	3	2	0%
Deltona-Daytona Beach-Ormond Beach, FL [19660]	3	2	0%
Savannah, GA [42340]	3	1	0%

Lynchburg, VA [31340]	3	1	0%
Evansville, IN-KY [21780]	2	4	0%
Wichita, KS [48620]	2	3	0%
Utica-Rome, NY [46540]	2	3	0%
Gulfport-Biloxi, MS [25060]	2	3	0%
Waco, TX [47380]	2	3	0%
Bellingham, WA [13380]	2	3	0%
Jackson, MS [27140]	2	3	0%
Chattanooga, TN-GA [16860]	2	3	0%
Baton Rouge, LA [12940]	2	2	0%
Joplin, MO [27900]	2	2	0%
Chico, CA [17020]	2	2	0%
Kalamazoo-Portage, MI [28020]	2	2	0%
Davenport-Moline-Rock Island, IA-IL [19340]	2	2	0%
Fresno, CA [23420]	2	2	0%
Racine, WI [39540]	2	2	0%
El Centro, CA [20940]	2	2	0%
Peoria, IL [37900]	2	2	0%
Muskegon-Norton Shores, MI [34740]	2	2	0%
Winston-Salem, NC [49180]	2	1	0%

> FACSIMILE AND STATIC PRESENTATION PROCESSING [358] - {4307} : (131)

Metro Region	Patents	Inventors	% Of Class
Rochester, NY [40380]	1371	1185	31.8%
San Jose-Sunnyvale-Santa Clara, CA [41940]	503	378	11.7%
Boise City-Nampa, ID [14260]	436	377	10.1%
San Francisco-Oakland-Fremont, CA [41860]	379	268	8.8%
Portland-Vancouver-Beaverton, OR-WA [38900]	350	316	8.1%
Boulder, CO [14500]	301	260	7%
Greeley, CO [24540]	286	228	6.6%
Fort Collins-Loveland, CO [22660]	260	186	6%
Seattle-Tacoma-Bellevue, WA [42660]	157	231	3.6%
Lexington-Fayette, KY [30460]	156	227	3.6%
Denver-Aurora, CO [19740]	149	112	3.5%
San Diego-Carlsbad-San Marcos, CA [41740]	136	150	3.2%
New York-Northern New Jersey-Long Island, NY-NJ-PA [35620]	131	168	3%
Boston-Cambridge-Quincy, MA-NH [14460]	120	139	2.8%
Austin-Round Rock, TX [12420]	56	88	1.3%
Washington-Arlington-Alexandria, DC-VA-MD-WV [47900]	47	46	1.1%
Atlanta-Sandy Springs-Marietta, GA [12060]	43	45	1%
Phoenix-Mesa-Scottsdale, AZ [38060]	43	43	1%
Santa Cruz-Watsonville, CA [42100]	42	31	1%
Bridgeport-Stamford-Norwalk, CT [14860]	39	47	0.9%
Dallas-Fort Worth-Arlington, TX [19100]	39	46	0.9%
Cincinnati-Middletown, OH-KY-IN [17140]	35	28	0.8%
Raleigh-Cary, NC [39580]	31	36	0.7%
Philadelphia-Camden-Wilmington, PA-NJ-DE-MD [37980]	30	33	0.7%
Chicago-Naperville-Joliet, IL-IN-WI [16980]	29	49	0.7%
Durham, NC [20500]	29	34	0.7%
Sacramento--Arden-Arcade--Roseville, CA [40900]	29	26	0.7%
Minneapolis-St. Paul-Bloomington, MN-WI [33460]	29	24	0.7%
New Haven-Milford, CT [35300]	29	23	0.7%
Riverside-San Bernardino-Ontario, CA [40140]	27	14	0.6%
Salem, OR [41420]	26	16	0.6%
Milwaukee-Waukesha-West Allis, WI [33340]	21	36	0.5%
Charlotte-Gastonia-Concord, NC-SC [16740]	21	18	0.5%
Miami-Fort Lauderdale-Pompano Beach, FL [33100]	20	27	0.5%
Detroit-Warren-Livonia, MI [19820]	19	25	0.4%
Louisville/Jefferson County, KY-IN [31140]	19	15	0.4%
Oxnard-Thousand Oaks-Ventura, CA [37100]	19	14	0.4%
Tucson, AZ [46060]	18	18	0.4%

Dayton, OH [19380]	18	18	0.4%
Tampa-St. Petersburg-Clearwater, FL [45300]	18	15	0.4%
Worcester, MA [49340]	18	6	0.4%
Providence-New Bedford-Fall River, RI-MA [39300]	17	26	0.4%
Houston-Sugar Land-Baytown, TX [26420]	13	20	0.3%
Pittsburgh, PA [38300]	11	13	0.3%
Buffalo-Niagara Falls, NY [15380]	11	13	0.3%
San Antonio, TX [41700]	10	4	0.2%
Rochester, MN [40340]	9	11	0.2%
Hartford-West Hartford-East Hartford, CT [25540]	9	7	0.2%
Ann Arbor, MI [11460]	9	6	0.2%
Bremerton-Silverdale, WA [14740]	9	5	0.2%
Cleveland-Elyria-Mentor, OH [17460]	8	10	0.2%
Albany-Schenectady-Troy, NY [10580]	8	8	0.2%
Manchester-Nashua, NH [31700]	8	8	0.2%
Baltimore-Towson, MD [12580]	8	8	0.2%
Akron, OH [10420]	7	8	0.2%
Santa Rosa-Petaluma, CA [42220]	6	6	0.1%
Indianapolis-Carmel, IN [26900]	5	8	0.1%
Madison, WI [31540]	5	7	0.1%
Kansas City, MO-KS [28140]	5	6	0.1%
Trenton-Ewing, NJ [45940]	5	5	0.1%
Columbus, OH [18140]	5	4	0.1%
Syracuse, NY [45060]	4	10	0.1%
Palm Bay-Melbourne-Titusville, FL [37340]	4	7	0.1%
Nashville-Davidson--Murfreesboro--Franklin, TN [34980]	4	4	0.1%
Port St. Lucie, FL [38940]	4	3	0.1%
Norwich-New London, CT [35980]	4	3	0.1%
Las Vegas-Paradise, NV [29820]	4	3	0.1%
Greensboro-High Point, NC [24660]	4	2	0.1%
Orlando-Kissimmee, FL [36740]	3	10	0.1%
Richmond, VA [40060]	3	6	0.1%
Spartanburg, SC [43900]	3	5	0.1%
Grand Rapids-Wyoming, MI [24340]	3	5	0.1%
Allentown-Bethlehem-Easton, PA-NJ [10900]	3	5	0.1%
Provo-Orem, UT [39340]	3	4	0.1%
Spokane, WA [44060]	3	3	0.1%
Eugene-Springfield, OR [21660]	3	3	0.1%
Colorado Springs, CO [17820]	3	3	0.1%
Laredo, TX [29700]	3	2	0.1%
Salinas, CA [41500]	3	2	0.1%
Sioux City, IA-NE-SD [43580]	3	1	0.1%
Reno-Sparks, NV [39900]	3	1	0.1%
Binghamton, NY [13780]	2	3	0%
Salt Lake City, UT [41620]	2	3	0%
Toledo, OH [45780]	2	3	0%
Iowa City, IA [26980]	2	2	0%
Burlington, NC [15500]	2	2	0%
Kalamazoo-Portage, MI [28020]	2	2	0%
Kingston, NY [28740]	2	2	0%
Vallejo-Fairfield, CA [46700]	2	2	0%
Charlottesville, VA [16820]	2	2	0%
Gainesville, FL [23540]	2	2	0%
Hagerstown-Martinsburg, MD-WV [25180]	2	2	0%
Memphis, TN-MS-AR [32820]	2	2	0%
Las Cruces, NM [29740]	2	2	0%
Mobile, AL [33660]	2	2	0%
Barnstable Town, MA [12700]	2	2	0%
Erie, PA [21500]	2	2	0%
Cape Coral-Fort Myers, FL [15980]	2	2	0%
Janesville, WI [27500]	2	2	0%
Cedar Rapids, IA [16300]	2	2	0%
Youngstown-Warren-Boardman, OH-PA [49660]	2	2	0%
Champaign-Urbana, IL [16580]	2	1	0%
Lynchburg, VA [31340]	2	1	0%

Fayetteville-Springdale-Rogers, AR-MO [22220] 2 1 0%

## &gt; OPTICAL: SYSTEMS AND ELEMENTS [359] - {6091} : (187)

Metro Region	Patents	Inventors	% Of Class
San Jose-Sunnyvale-Santa Clara, CA [41940]	1221	868	20%
San Francisco-Oakland-Fremont, CA [41860]	1102	653	18.1%
Boston-Cambridge-Quincy, MA-NH [14460]	501	558	8.2%
New York-Northern New Jersey-Long Island, NY-NJ-PA [35620]	432	424	7.1%
Dallas-Fort Worth-Arlington, TX [19100]	255	236	4.2%
Seattle-Tacoma-Bellevue, WA [42660]	220	195	3.6%
Rochester, NY [40380]	209	212	3.4%
San Diego-Carlsbad-San Marcos, CA [41740]	198	212	3.3%
Phoenix-Mesa-Scottsdale, AZ [38060]	180	178	3%
Boulder, CO [14500]	160	134	2.6%
Santa Cruz-Watsonville, CA [42100]	157	61	2.6%
Denver-Aurora, CO [19740]	149	107	2.4%
Washington-Arlington-Alexandria, DC-VA-MD-WV [47900]	143	151	2.3%
Tucson, AZ [46060]	133	134	2.2%
Minneapolis-St. Paul-Bloomington, MN-WI [33460]	130	113	2.1%
Portland-Vancouver-Beaverton, OR-WA [38900]	128	132	2.1%
Chicago-Naperville-Joliet, IL-IN-WI [16980]	125	126	2.1%
Grand Rapids-Wyoming, MI [24340]	125	51	2.1%
Detroit-Warren-Livonia, MI [19820]	124	98	2%
Bridgeport-Stamford-Norwalk, CT [14860]	124	60	2%
Oxnard-Thousand Oaks-Ventura, CA [37100]	115	89	1.9%
Ann Arbor, MI [11460]	111	84	1.8%
Philadelphia-Camden-Wilmington, PA-NJ-DE-MD [37980]	100	93	1.6%
Baltimore-Towson, MD [12580]	96	105	1.6%
Greeley, CO [24540]	83	62	1.4%
Albuquerque, NM [10740]	82	94	1.3%
Austin-Round Rock, TX [12420]	78	67	1.3%
Santa Rosa-Petaluma, CA [42220]	76	77	1.2%
Orlando-Kissimmee, FL [36740]	72	91	1.2%
Fort Collins-Loveland, CO [22660]	72	49	1.2%
Pittsburgh, PA [38300]	71	59	1.2%
Palm Bay-Melbourne-Titusville, FL [37340]	64	72	1.1%
Atlanta-Sandy Springs-Marietta, GA [12060]	63	49	1%
Manchester-Nashua, NH [31700]	62	49	1%
Cincinnati-Middletown, OH-KY-IN [17140]	61	62	1%
Worcester, MA [49340]	56	37	0.9%
Hartford-West Hartford-East Hartford, CT [25540]	54	54	0.9%
Durham, NC [20500]	52	45	0.9%
Boise City-Nampa, ID [14260]	51	31	0.8%
Allentown-Bethlehem-Easton, PA-NJ [10900]	50	42	0.8%
Raleigh-Cary, NC [39580]	49	34	0.8%
New Haven-Milford, CT [35300]	49	29	0.8%
Albany-Schenectady-Troy, NY [10580]	48	55	0.8%
Modesto, CA [33700]	45	35	0.7%
Sacramento--Arden-Arcade--Roseville, CA [40900]	41	30	0.7%
Columbus, OH [18140]	39	44	0.6%
Charlotte-Gastonia-Concord, NC-SC [16740]	33	38	0.5%
Cleveland-Elyria-Mentor, OH [17460]	33	23	0.5%
Eugene-Springfield, OR [21660]	32	25	0.5%
Salem, OR [41420]	32	18	0.5%
Roanoke, VA [40220]	30	32	0.5%
Miami-Fort Lauderdale-Pompano Beach, FL [33100]	30	28	0.5%
Trenton-Ewing, NJ [45940]	30	27	0.5%
Tampa-St. Petersburg-Clearwater, FL [45300]	28	31	0.5%
Salt Lake City, UT [41620]	26	34	0.4%
Riverside-San Bernardino-Ontario, CA [40140]	25	31	0.4%
Providence-New Bedford-Fall River, RI-MA [39300]	24	23	0.4%

Kalamazoo-Portage, MI [28020]	24	5	0.4%
Provo-Orem, UT [39340]	23	22	0.4%
Dayton, OH [19380]	22	14	0.4%
Blacksburg-Christiansburg-Radford, VA [13980]	21	20	0.3%
Gainesville, FL [23540]	19	30	0.3%
Richmond, VA [40060]	19	10	0.3%
Niles-Benton Harbor, MI [35660]	19	6	0.3%
Lexington-Fayette, KY [30460]	18	27	0.3%
Akron, OH [10420]	18	23	0.3%
Indianapolis-Carmel, IN [26900]	18	16	0.3%
Norwich-New London, CT [35980]	17	8	0.3%
Houston-Sugar Land-Baytown, TX [26420]	16	19	0.3%
Madison, WI [31540]	15	18	0.2%
Virginia Beach-Norfolk-Newport News, VA-NC [47260]	15	16	0.2%
Flint, MI [22420]	14	12	0.2%
Jacksonville, FL [27260]	14	10	0.2%
Syracuse, NY [45060]	13	16	0.2%
Memphis, TN-MS-AR [32820]	13	11	0.2%
Las Vegas-Paradise, NV [29820]	13	9	0.2%
Springfield, MA [44140]	12	12	0.2%
Lansing-East Lansing, MI [29620]	12	7	0.2%
Burlington-South Burlington, VT [15540]	11	24	0.2%
Champaign-Urbana, IL [16580]	11	19	0.2%
Huntsville, AL [26620]	11	15	0.2%
Bremerton-Silverdale, WA [14740]	11	12	0.2%
St. Louis, MO-IL [41180]	11	9	0.2%
Colorado Springs, CO [17820]	11	8	0.2%
Reading, PA [39740]	11	7	0.2%
Fort Wayne, IN [23060]	10	14	0.2%
Milwaukee-Waukesha-West Allis, WI [33340]	10	9	0.2%
Yuba City, CA [49700]	10	8	0.2%
Columbia, SC [17900]	10	4	0.2%
Stockton, CA [44700]	9	8	0.1%
Bend, OR [13460]	9	7	0.1%
Lakeland, FL [29460]	9	7	0.1%
Kingston, NY [28740]	9	5	0.1%
Medford, OR [32780]	9	4	0.1%
Omaha-Council Bluffs, NE-IA [36540]	8	13	0.1%
Cedar Rapids, IA [16300]	8	11	0.1%
Bakersfield, CA [12540]	8	11	0.1%
Lincoln, NE [30700]	8	10	0.1%
Rochester, MN [40340]	8	8	0.1%
Iowa City, IA [26980]	8	7	0.1%
Greenville-Mauldin-Easley, SC [24860]	8	6	0.1%
State College, PA [44300]	7	7	0.1%
Buffalo-Niagara Falls, NY [15380]	7	5	0.1%
Louisville/Jefferson County, KY-IN [31140]	7	3	0.1%
Nashville-Davidson--Murfreesboro--Franklin, TN [34980]	6	16	0.1%
Evansville, IN-KY [21780]	6	13	0.1%
Greensboro-High Point, NC [24660]	6	8	0.1%
Vallejo-Fairfield, CA [46700]	6	6	0.1%
San Antonio, TX [41700]	5	6	0.1%
Kansas City, MO-KS [28140]	5	6	0.1%
Eau Claire, WI [20740]	5	6	0.1%
Charlottesville, VA [16820]	5	5	0.1%
Merced, CA [32900]	5	5	0.1%
Fayetteville-Springdale-Rogers, AR-MO [22220]	5	5	0.1%
Muskegon-Norton Shores, MI [34740]	5	4	0.1%
Binghamton, NY [13780]	5	4	0.1%
Spokane, WA [44060]	5	4	0.1%
Lynchburg, VA [31340]	5	3	0.1%
Topeka, KS [45820]	4	8	0.1%
Scranton--Wilkes-Barre, PA [42540]	4	7	0.1%
Canton-Massillon, OH [15940]	4	5	0.1%
Jackson, MI [27100]	4	5	0.1%

Knoxville, TN [28940]	4	5	0.1%
Corpus Christi, TX [18580]	4	4	0.1%
Fresno, CA [23420]	4	4	0.1%
Ogden-Clearfield, UT [36260]	4	4	0.1%
College Station-Bryan, TX [17780]	4	3	0.1%
Winston-Salem, NC [49180]	4	3	0.1%
Barnstable Town, MA [12700]	4	3	0.1%
Lancaster, PA [29540]	4	3	0.1%
Portland-South Portland-Biddeford, ME [38860]	4	3	0.1%
York-Hanover, PA [49620]	4	3	0.1%
Des Moines-West Des Moines, IA [19780]	3	4	0%
Salinas, CA [41500]	3	4	0%
Racine, WI [39540]	3	3	0%
Las Cruces, NM [29740]	3	3	0%
Davenport-Moline-Rock Island, IA-IL [19340]	3	3	0%
Port St. Lucie, FL [38940]	3	3	0%
Harrisburg-Carlisle, PA [25420]	3	2	0%
San Luis Obispo-Paso Robles, CA [42020]	3	2	0%
Elkhart-Goshen, IN [21140]	3	1	0%
Laredo, TX [29700]	2	3	0%
Baton Rouge, LA [12940]	2	3	0%
Panama City-Lynn Haven, FL [37460]	2	2	0%
Toledo, OH [45780]	2	2	0%
Hagerstown-Martinsburg, MD-WV [25180]	2	2	0%
South Bend-Mishawaka, IN-MI [43780]	2	2	0%
Ocala, FL [36100]	2	2	0%
Janesville, WI [27500]	2	2	0%
Tallahassee, FL [45220]	2	2	0%
Athens-Clarke County, GA [12020]	2	2	0%
Reno-Sparks, NV [39900]	2	2	0%
Asheville, NC [11700]	2	2	0%
Hickory-Lenoir-Morganton, NC [25860]	2	2	0%
Savannah, GA [42340]	2	2	0%
Saginaw-Saginaw Township North, MI [40980]	2	2	0%
New Orleans-Metairie-Kenner, LA [35380]	2	1	0%
Brownsville-Harlingen, TX [15180]	2	1	0%
Anchorage, AK [11260]	2	1	0%

> DYNAMIC MAGNETIC INFORMATION STORAGE OR RETRIEVAL [360] - {5809} : (88)

Metro Region	Patents	Inventors	% Of Class
San Jose-Sunnyvale-Santa Clara, CA [41940]	3409	1664	58.7%
San Francisco-Oakland-Fremont, CA [41860]	1374	596	23.7%
Minneapolis-St. Paul-Bloomington, MN-WI [33460]	646	518	11.1%
Boulder, CO [14500]	620	520	10.7%
Greeley, CO [24540]	509	366	8.8%
Fort Collins-Loveland, CO [22660]	453	319	7.8%
Denver-Aurora, CO [19740]	385	301	6.6%
Phoenix-Mesa-Scottsdale, AZ [38060]	319	180	5.5%
Tucson, AZ [46060]	317	172	5.5%
Santa Cruz-Watsonville, CA [42100]	258	99	4.4%
Worcester, MA [49340]	134	81	2.3%
Riverside-San Bernardino-Ontario, CA [40140]	110	47	1.9%
Pittsburgh, PA [38300]	107	117	1.8%
Boston-Cambridge-Quincy, MA-NH [14460]	85	60	1.5%
Rochester, MN [40340]	79	64	1.4%
San Diego-Carlsbad-San Marcos, CA [41740]	75	49	1.3%
Boise City-Nampa, ID [14260]	65	51	1.1%
Dallas-Fort Worth-Arlington, TX [19100]	52	53	0.9%
New York-Northern New Jersey-Long Island, NY-NJ-PA [35620]	51	40	0.9%
Allentown-Bethlehem-Easton, PA-NJ [10900]	51	22	0.9%
Oklahoma City, OK [36420]	42	46	0.7%



Salinas, CA [41500]	39	20	0.7%
Modesto, CA [33700]	34	24	0.6%
Austin-Round Rock, TX [12420]	26	30	0.4%
Ogden-Clearfield, UT [36260]	19	20	0.3%
Seattle-Tacoma-Bellevue, WA [42660]	18	23	0.3%
Chicago-Naperville-Joliet, IL-IN-WI [16980]	17	9	0.3%
Colorado Springs, CO [17820]	15	10	0.3%
Stockton, CA [44700]	15	7	0.3%
Portland-Vancouver-Beaverton, OR-WA [38900]	14	15	0.2%
San Luis Obispo-Paso Robles, CA [42020]	13	8	0.2%
Oxnard-Thousand Oaks-Ventura, CA [37100]	13	5	0.2%
Raleigh-Cary, NC [39580]	12	18	0.2%
Durham, NC [20500]	12	18	0.2%
Springfield, MA [44140]	10	6	0.2%
Houston-Sugar Land-Baytown, TX [26420]	8	7	0.1%
Detroit-Warren-Livonia, MI [19820]	7	6	0.1%
St. Cloud, MN [41060]	7	5	0.1%
Columbus, OH [18140]	6	8	0.1%
Binghamton, NY [13780]	6	4	0.1%
Washington-Arlington-Alexandria, DC-VA-MD-WV [47900]	5	9	0.1%
Burlington-South Burlington, VT [15540]	5	8	0.1%
Philadelphia-Camden-Wilmington, PA-NJ-DE-MD [37980]	4	5	0.1%
Sacramento--Arden-Arcade--Roseville, CA [40900]	4	3	0.1%
Manchester-Nashua, NH [31700]	4	3	0.1%
Knoxville, TN [28940]	4	3	0.1%
Tuscaloosa, AL [46220]	3	6	0.1%
Providence-New Bedford-Fall River, RI-MA [39300]	3	3	0.1%
Baltimore-Towson, MD [12580]	3	3	0.1%
Toledo, OH [45780]	3	2	0.1%
Provo-Orem, UT [39340]	3	2	0.1%
Lancaster, PA [29540]	3	2	0.1%
Bremerton-Silverdale, WA [14740]	3	1	0.1%
Tampa-St. Petersburg-Clearwater, FL [45300]	3	1	0.1%
Madison, WI [31540]	2	4	0%
Rochester, NY [40380]	2	4	0%
Miami-Fort Lauderdale-Pompano Beach, FL [33100]	2	2	0%
Reno-Sparks, NV [39900]	2	2	0%
Palm Bay-Melbourne-Titusville, FL [37340]	2	2	0%
Las Vegas-Paradise, NV [29820]	2	2	0%
Albany-Schenectady-Troy, NY [10580]	2	2	0%
Killeen-Temple-Fort Hood, TX [28660]	2	1	0%
Deltona-Daytona Beach-Ormond Beach, FL [19660]	2	1	0%
Oshkosh-Neenah, WI [36780]	2	1	0%
Appleton, WI [11540]	2	1	0%
Lynchburg, VA [31340]	2	1	0%
Salt Lake City, UT [41620]	2	1	0%
Tulsa, OK [46140]	2	1	0%

> ELECTRICITY: ELECTRICAL SYSTEMS AND DEVICES [361] - {8461} : (209)

Metro Region	Patents	Inventors	% Of Class
San Jose-Sunnyvale-Santa Clara, CA [41940]	1469	1487	17.4%
San Francisco-Oakland-Fremont, CA [41860]	1111	921	13.1%
New York-Northern New Jersey-Long Island, NY-NJ-PA [35620]	479	449	5.7%
Austin-Round Rock, TX [12420]	458	585	5.4%
Phoenix-Mesa-Scottsdale, AZ [38060]	401	453	4.7%
Boston-Cambridge-Quincy, MA-NH [14460]	348	395	4.1%
Portland-Vancouver-Beaverton, OR-WA [38900]	344	365	4.1%
Durham, NC [20500]	331	377	3.9%
Raleigh-Cary, NC [39580]	322	371	3.8%
Chicago-Naperville-Joliet, IL-IN-WI [16980]	296	418	3.5%
Dallas-Fort Worth-Arlington, TX [19100]	292	347	3.5%

Houston-Sugar Land-Baytown, TX [26420]	260	278	3.1%
Seattle-Tacoma-Bellevue, WA [42660]	252	308	3%
San Diego-Carlsbad-San Marcos, CA [41740]	240	260	2.8%
Minneapolis-St. Paul-Bloomington, MN-WI [33460]	212	185	2.5%
Boulder, CO [14500]	177	162	2.1%
Greeley, CO [24540]	174	157	2.1%
Sacramento--Arden-Arcade--Roseville, CA [40900]	155	121	1.8%
Santa Cruz-Watsonville, CA [42100]	142	108	1.7%
Philadelphia-Camden-Wilmington, PA-NJ-DE-MD [37980]	140	138	1.7%
Fort Collins-Loveland, CO [22660]	139	136	1.6%
Atlanta-Sandy Springs-Marietta, GA [12060]	136	178	1.6%
Detroit-Warren-Livonia, MI [19820]	134	182	1.6%
Kingston, NY [28740]	127	43	1.5%
Milwaukee-Waukesha-West Allis, WI [33340]	126	148	1.5%
Rochester, MN [40340]	105	112	1.2%
Denver-Aurora, CO [19740]	104	102	1.2%
Washington-Arlington-Alexandria, DC-VA-MD-WV [47900]	99	128	1.2%
Worcester, MA [49340]	98	89	1.2%
Albany-Schenectady-Troy, NY [10580]	91	113	1.1%
Hartford-West Hartford-East Hartford, CT [25540]	90	90	1.1%
Pittsburgh, PA [38300]	84	90	1%
Indianapolis-Carmel, IN [26900]	82	86	1%
Syracuse, NY [45060]	80	40	0.9%
Oxnard-Thousand Oaks-Ventura, CA [37100]	77	80	0.9%
Greenville-Mauldin-Easley, SC [24860]	75	92	0.9%
Boise City-Nampa, ID [14260]	70	79	0.8%
Providence-New Bedford-Fall River, RI-MA [39300]	70	58	0.8%
Miami-Fort Lauderdale-Pompano Beach, FL [33100]	66	74	0.8%
Riverside-San Bernardino-Ontario, CA [40140]	61	52	0.7%
Manchester-Nashua, NH [31700]	59	50	0.7%
Modesto, CA [33700]	58	33	0.7%
Reno-Sparks, NV [39900]	57	31	0.7%
Erie, PA [21500]	57	23	0.7%
Tampa-St. Petersburg-Clearwater, FL [45300]	56	60	0.7%
Burlington-South Burlington, VT [15540]	54	70	0.6%
Cleveland-Elyria-Mentor, OH [17460]	53	55	0.6%
Rockford, IL [40420]	52	50	0.6%
New Haven-Milford, CT [35300]	52	43	0.6%
Racine, WI [39540]	52	33	0.6%
Ann Arbor, MI [11460]	51	45	0.6%
Baltimore-Towson, MD [12580]	49	84	0.6%
Allentown-Bethlehem-Easton, PA-NJ [10900]	49	62	0.6%
Huntsville, AL [26620]	49	59	0.6%
Tucson, AZ [46060]	47	68	0.6%
Cedar Rapids, IA [16300]	47	62	0.6%
Portland-South Portland-Biddeford, ME [38860]	47	41	0.6%
Iowa City, IA [26980]	44	53	0.5%
Buffalo-Niagara Falls, NY [15380]	43	59	0.5%
Palm Bay-Melbourne-Titusville, FL [37340]	43	56	0.5%
Spartanburg, SC [43900]	42	22	0.5%
Columbus, OH [18140]	41	57	0.5%
Nashville-Davidson--Murfreesboro--Franklin, TN [34980]	39	53	0.5%
Colorado Springs, CO [17820]	39	39	0.5%
Yuba City, CA [49700]	39	25	0.5%
Orlando-Kissimmee, FL [36740]	36	45	0.4%
Bridgeport-Stamford-Norwalk, CT [14860]	36	33	0.4%
Myrtle Beach-Conway-North Myrtle Beach, SC [34820]	36	28	0.4%
Binghamton, NY [13780]	34	46	0.4%
Harrisburg-Carlisle, PA [25420]	32	41	0.4%
St. Louis, MO-IL [41180]	32	37	0.4%
Vallejo-Fairfield, CA [46700]	32	12	0.4%
Asheville, NC [11700]	31	29	0.4%
Rochester, NY [40380]	30	51	0.4%
Provo-Orem, UT [39340]	30	27	0.4%
Salt Lake City, UT [41620]	29	51	0.3%

Madison, WI [31540]	29	28	0.3%
Santa Rosa-Petaluma, CA [42220]	29	26	0.3%
Reading, PA [39740]	29	20	0.3%
York-Hanover, PA [49620]	28	32	0.3%
Olympia, WA [36500]	28	23	0.3%
Louisville/Jefferson County, KY-IN [31140]	26	26	0.3%
Spokane, WA [44060]	26	23	0.3%
Stockton, CA [44700]	24	16	0.3%
Utica-Rome, NY [46540]	24	10	0.3%
Wichita, KS [48620]	22	21	0.3%
Lancaster, PA [29540]	22	15	0.3%
Kansas City, MO-KS [28140]	21	37	0.2%
Akron, OH [10420]	21	22	0.2%
Niles-Benton Harbor, MI [35660]	21	14	0.2%
Grand Rapids-Wyoming, MI [24340]	20	21	0.2%
Las Vegas-Paradise, NV [29820]	20	19	0.2%
Bremerton-Silverdale, WA [14740]	20	15	0.2%
Blacksburg-Christiansburg-Radford, VA [13980]	19	23	0.2%
Springfield, MA [44140]	19	15	0.2%
Roanoke, VA [40220]	17	20	0.2%
Sioux City, IA-NE-SD [43580]	17	14	0.2%
Flint, MI [22420]	17	11	0.2%
Greensboro-High Point, NC [24660]	16	23	0.2%
Albuquerque, NM [10740]	15	30	0.2%
Richmond, VA [40060]	15	20	0.2%
Knoxville, TN [28940]	15	18	0.2%
Youngstown-Warren-Boardman, OH-PA [49660]	15	14	0.2%
Gainesville, GA [23580]	15	10	0.2%
El Paso, TX [21340]	14	22	0.2%
Las Cruces, NM [29740]	14	22	0.2%
Peoria, IL [37900]	14	18	0.2%
Fayetteville, NC [22180]	14	9	0.2%
Fargo, ND-MN [22020]	13	29	0.2%
Charlotte-Gastonia-Concord, NC-SC [16740]	13	17	0.2%
Winston-Salem, NC [49180]	13	17	0.2%
Dayton, OH [19380]	13	13	0.2%
San Antonio, TX [41700]	12	18	0.1%
Cincinnati-Middletown, OH-KY-IN [17140]	12	17	0.1%
San Luis Obispo-Paso Robles, CA [42020]	12	11	0.1%
Ogden-Clearfield, UT [36260]	12	11	0.1%
Columbia, SC [17900]	12	9	0.1%
Kalamazoo-Portage, MI [28020]	12	9	0.1%
Burlington, NC [15500]	11	8	0.1%
Virginia Beach-Norfolk-Newport News, VA-NC [47260]	10	13	0.1%
Charlottesville, VA [16820]	10	13	0.1%
Salem, OR [41420]	10	11	0.1%
Norwich-New London, CT [35980]	10	7	0.1%
South Bend-Mishawaka, IN-MI [43780]	9	13	0.1%
Lexington-Fayette, KY [30460]	9	12	0.1%
Deltona-Daytona Beach-Ormond Beach, FL [19660]	9	9	0.1%
Omaha-Council Bluffs, NE-IA [36540]	9	6	0.1%
Killeen-Temple-Fort Hood, TX [28660]	9	5	0.1%
Fort Wayne, IN [23060]	8	10	0.1%
Toledo, OH [45780]	8	9	0.1%
Pensacola-Ferry Pass-Brent, FL [37860]	8	7	0.1%
Tulsa, OK [46140]	8	6	0.1%
State College, PA [44300]	7	9	0.1%
Oklahoma City, OK [36420]	7	7	0.1%
Birmingham-Hoover, AL [13820]	7	7	0.1%
Hagerstown-Martinsburg, MD-WV [25180]	7	6	0.1%
New Orleans-Metairie-Kenner, LA [35380]	7	5	0.1%
Port St. Lucie, FL [38940]	7	4	0.1%
Lincoln, NE [30700]	7	4	0.1%
Laredo, TX [29700]	6	9	0.1%
Bakersfield, CA [12540]	6	8	0.1%

Salinas, CA [41500]	6	6	0.1%
Hickory-Lenoir-Morganton, NC [25860]	6	6	0.1%
Cape Coral-Fort Myers, FL [15980]	6	5	0.1%
Bend, OR [13460]	5	7	0.1%
Augusta-Richmond County, GA-SC [12260]	5	5	0.1%
Elkhart-Goshen, IN [21140]	5	5	0.1%
Fresno, CA [23420]	5	5	0.1%
Memphis, TN-MS-AR [32820]	4	9	0%
Kingsport-Bristol-Bristol, TN-VA [28700]	4	7	0%
Springfield, MO [44180]	4	6	0%
Trenton-Ewing, NJ [45940]	4	5	0%
Medford, OR [32780]	4	4	0%
Springfield, IL [44100]	4	4	0%
Sioux Falls, SD [43620]	4	4	0%
Barnstable Town, MA [12700]	3	8	0%
Saginaw-Saginaw Township North, MI [40980]	3	7	0%
Tallahassee, FL [45220]	3	6	0%
Eau Claire, WI [20740]	3	5	0%
Des Moines-West Des Moines, IA [19780]	3	4	0%
Midland, TX [33260]	3	3	0%
Gainesville, FL [23540]	3	3	0%
Oshkosh-Neenah, WI [36780]	3	3	0%
Champaign-Urbana, IL [16580]	3	3	0%
College Station-Bryan, TX [17780]	3	3	0%
Appleton, WI [11540]	3	3	0%
Lakeland, FL [29460]	3	2	0%
Janesville, WI [27500]	3	2	0%
Wilmington, NC [48900]	3	2	0%
Naples-Marco Island, FL [34940]	3	2	0%
Muskegon-Norton Shores, MI [34740]	3	1	0%
Chattanooga, TN-GA [16860]	2	7	0%
Fayetteville-Springdale-Rogers, AR-MO [22220]	2	7	0%
Bloomington, IN [14020]	2	5	0%
Canton-Massillon, OH [15940]	2	3	0%
Charleston-North Charleston, SC [16700]	2	2	0%
Lansing-East Lansing, MI [29620]	2	2	0%
Atlantic City, NJ [12100]	2	2	0%
Huntington-Ashland, WV-KY-OH [26580]	2	2	0%
Jacksonville, FL [27260]	2	2	0%
Anchorage, AK [11260]	2	2	0%
Lynchburg, VA [31340]	2	2	0%
Clarksville, TN-KY [17300]	2	2	0%
Lake Havasu City-Kingman, AZ [29420]	2	2	0%
Davenport-Moline-Rock Island, IA-IL [19340]	2	2	0%
Florence, SC [22500]	2	2	0%
Ocala, FL [36100]	2	2	0%
Pueblo, CO [39380]	2	2	0%

> ILLUMINATION [362] - {5168} : (220)

Metro Region	Patents	Inventors	% Of Class
New York-Northern New Jersey-Long Island, NY-NJ-PA [35620]	393	348	7.6%
Chicago-Naperville-Joliet, IL-IN-WI [16980]	342	326	6.6%
San Jose-Sunnyvale-Santa Clara, CA [41940]	283	239	5.5%
San Francisco-Oakland-Fremont, CA [41860]	279	268	5.4%
Detroit-Warren-Livonia, MI [19820]	268	328	5.2%
Boston-Cambridge-Quincy, MA-NH [14460]	252	243	4.9%
Atlanta-Sandy Springs-Marietta, GA [12060]	207	184	4%
Cleveland-Elyria-Mentor, OH [17460]	162	104	3.1%
Durham, NC [20500]	159	95	3.1%
San Diego-Carlsbad-San Marcos, CA [41740]	158	147	3.1%
Raleigh-Cary, NC [39580]	156	95	3%

Phoenix-Mesa-Scottsdale, AZ [38060]	140	130	2.7%
Minneapolis-St. Paul-Bloomington, MN-WI [33460]	124	99	2.4%
Philadelphia-Camden-Wilmington, PA-NJ-DE-MD [37980]	116	84	2.2%
Akron, OH [10420]	116	44	2.2%
Ann Arbor, MI [11460]	112	109	2.2%
Oxnard-Thousand Oaks-Ventura, CA [37100]	105	73	2%
Riverside-San Bernardino-Ontario, CA [40140]	101	78	2%
Dallas-Fort Worth-Arlington, TX [19100]	100	105	1.9%
Denver-Aurora, CO [19740]	98	67	1.9%
Austin-Round Rock, TX [12420]	95	88	1.8%
Racine, WI [39540]	92	52	1.8%
Miami-Fort Lauderdale-Pompano Beach, FL [33100]	91	87	1.8%
Milwaukee-Waukesha-West Allis, WI [33340]	91	81	1.8%
Washington-Arlington-Alexandria, DC-VA-MD-WV [47900]	88	65	1.7%
Portland-Vancouver-Beaverton, OR-WA [38900]	77	90	1.5%
Seattle-Tacoma-Bellevue, WA [42660]	74	104	1.4%
Providence-New Bedford-Fall River, RI-MA [39300]	72	63	1.4%
Cincinnati-Middletown, OH-KY-IN [17140]	71	60	1.4%
Boulder, CO [14500]	70	51	1.4%
Palm Bay-Melbourne-Titusville, FL [37340]	68	57	1.3%
Rochester, NY [40380]	62	66	1.2%
Columbus, OH [18140]	62	64	1.2%
Grand Rapids-Wyoming, MI [24340]	61	44	1.2%
Manchester-Nashua, NH [31700]	60	34	1.2%
Tampa-St. Petersburg-Clearwater, FL [45300]	56	55	1.1%
Houston-Sugar Land-Baytown, TX [26420]	46	56	0.9%
Santa Cruz-Watsonville, CA [42100]	45	31	0.9%
Pittsburgh, PA [38300]	44	37	0.9%
Las Vegas-Paradise, NV [29820]	44	24	0.9%
Indianapolis-Carmel, IN [26900]	41	50	0.8%
Baltimore-Towson, MD [12580]	41	48	0.8%
Hartford-West Hartford-East Hartford, CT [25540]	41	29	0.8%
York-Hanover, PA [49620]	39	30	0.8%
Orlando-Kissimmee, FL [36740]	38	32	0.7%
Syracuse, NY [45060]	37	48	0.7%
Muskegon-Norton Shores, MI [34740]	35	10	0.7%
St. Louis, MO-IL [41180]	32	38	0.6%
New Haven-Milford, CT [35300]	32	28	0.6%
Tucson, AZ [46060]	32	24	0.6%
Santa Rosa-Petaluma, CA [42220]	31	36	0.6%
San Antonio, TX [41700]	30	29	0.6%
Virginia Beach-Norfolk-Newport News, VA-NC [47260]	30	20	0.6%
Memphis, TN-MS-AR [32820]	29	33	0.6%
Bridgeport-Stamford-Norwalk, CT [14860]	29	21	0.6%
Greenville-Mauldin-Easley, SC [24860]	28	28	0.5%
Albany-Schenectady-Troy, NY [10580]	27	32	0.5%
Worcester, MA [49340]	27	29	0.5%
Harrisburg-Carlisle, PA [25420]	27	20	0.5%
Trenton-Ewing, NJ [45940]	27	18	0.5%
Greeley, CO [24540]	25	34	0.5%
Fort Wayne, IN [23060]	24	27	0.5%
Sacramento--Arden-Arcade--Roseville, CA [40900]	23	31	0.4%
Charlotte-Gastonia-Concord, NC-SC [16740]	23	29	0.4%
Laredo, TX [29700]	23	18	0.4%
Allentown-Bethlehem-Easton, PA-NJ [10900]	22	26	0.4%
Boise City-Nampa, ID [14260]	22	18	0.4%
Oshkosh-Neenah, WI [36780]	22	4	0.4%
Appleton, WI [11540]	22	3	0.4%
Madison, WI [31540]	21	29	0.4%
Fort Collins-Loveland, CO [22660]	21	26	0.4%
Spartanburg, SC [43900]	21	19	0.4%
Salt Lake City, UT [41620]	20	29	0.4%
Louisville/Jefferson County, KY-IN [31140]	19	30	0.4%
Kansas City, MO-KS [28140]	19	22	0.4%
Ogden-Clearfield, UT [36260]	19	21	0.4%

Spokane, WA [44060]	19	15	0.4%
Jacksonville, FL [27260]	18	26	0.3%
Dayton, OH [19380]	18	14	0.3%
Modesto, CA [33700]	17	16	0.3%
New Orleans-Metairie-Kenner, LA [35380]	17	9	0.3%
Nashville-Davidson--Murfreesboro--Franklin, TN [34980]	14	18	0.3%
Albuquerque, NM [10740]	14	15	0.3%
Vallejo-Fairfield, CA [46700]	14	14	0.3%
Cedar Rapids, IA [16300]	13	16	0.3%
Reno-Sparks, NV [39900]	13	16	0.3%
Flint, MI [22420]	13	15	0.3%
Niles-Benton Harbor, MI [35660]	13	9	0.3%
Burlington, NC [15500]	13	5	0.3%
Cape Coral-Fort Myers, FL [15980]	12	13	0.2%
Kingston, NY [28740]	12	9	0.2%
Wichita, KS [48620]	11	14	0.2%
Scranton--Wilkes-Barre, PA [42540]	11	12	0.2%
Asheville, NC [11700]	11	12	0.2%
Springfield, MA [44140]	11	10	0.2%
Richmond, VA [40060]	11	10	0.2%
Burlington-South Burlington, VT [15540]	11	7	0.2%
Lexington-Fayette, KY [30460]	10	13	0.2%
Kalamazoo-Portage, MI [28020]	10	12	0.2%
Youngstown-Warren-Boardman, OH-PA [49660]	10	10	0.2%
Blacksburg-Christiansburg-Radford, VA [13980]	10	9	0.2%
Bakersfield, CA [12540]	10	7	0.2%
Salinas, CA [41500]	9	9	0.2%
Bellingham, WA [13380]	9	9	0.2%
Port St. Lucie, FL [38940]	9	8	0.2%
Saginaw-Saginaw Township North, MI [40980]	9	7	0.2%
Gainesville, GA [23580]	9	6	0.2%
Eugene-Springfield, OR [21660]	9	4	0.2%
Portland-South Portland-Biddeford, ME [38860]	8	11	0.2%
Buffalo-Niagara Falls, NY [15380]	8	11	0.2%
Huntsville, AL [26620]	8	10	0.2%
Bremerton-Silverdale, WA [14740]	8	10	0.2%
Binghamton, NY [13780]	8	9	0.2%
Las Cruces, NM [29740]	8	9	0.2%
Evansville, IN-KY [21780]	8	8	0.2%
Greensboro-High Point, NC [24660]	8	8	0.2%
Colorado Springs, CO [17820]	8	7	0.2%
Des Moines-West Des Moines, IA [19780]	8	6	0.2%
Provo-Orem, UT [39340]	7	20	0.1%
Iowa City, IA [26980]	7	10	0.1%
Erie, PA [21500]	7	9	0.1%
Reading, PA [39740]	7	9	0.1%
Lancaster, PA [29540]	7	8	0.1%
Topeka, KS [45820]	7	7	0.1%
Jackson, MI [27100]	7	7	0.1%
Naples-Marco Island, FL [34940]	7	7	0.1%
Lansing-East Lansing, MI [29620]	7	7	0.1%
Oklahoma City, OK [36420]	7	6	0.1%
Salem, OR [41420]	7	5	0.1%
Bloomington, IN [14020]	7	4	0.1%
Toledo, OH [45780]	6	10	0.1%
Columbia, SC [17900]	6	9	0.1%
Tallahassee, FL [45220]	6	6	0.1%
Omaha-Council Bluffs, NE-IA [36540]	6	5	0.1%
Lakeland, FL [29460]	6	5	0.1%
Chattanooga, TN-GA [16860]	6	5	0.1%
Redding, CA [39820]	6	3	0.1%
El Paso, TX [21340]	5	7	0.1%
South Bend-Mishawaka, IN-MI [43780]	5	7	0.1%
Winston-Salem, NC [49180]	5	6	0.1%
Hickory-Lenoir-Morganton, NC [25860]	5	5	0.1%

Wilmington, NC [48900]	5	5	0.1%
Yuba City, CA [49700]	5	5	0.1%
Kingsport-Bristol-Bristol, TN-VA [28700]	5	4	0.1%
Greenville, NC [24780]	5	4	0.1%
Sioux Falls, SD [43620]	5	4	0.1%
Stockton, CA [44700]	5	4	0.1%
Champaign-Urbana, IL [16580]	5	2	0.1%
Charleston-North Charleston, SC [16700]	4	6	0.1%
San Luis Obispo-Paso Robles, CA [42020]	4	5	0.1%
Green Bay, WI [24580]	4	4	0.1%
Fresno, CA [23420]	4	4	0.1%
Lubbock, TX [31180]	4	3	0.1%
Bowling Green, KY [14540]	4	3	0.1%
Tulsa, OK [46140]	4	3	0.1%
Johnson City, TN [27740]	4	3	0.1%
Ocala, FL [36100]	4	3	0.1%
Norwich-New London, CT [35980]	4	3	0.1%
Clarksville, TN-KY [17300]	4	2	0.1%
Utica-Rome, NY [46540]	4	1	0.1%
Rockford, IL [40420]	3	6	0.1%
Elkhart-Goshen, IN [21140]	3	5	0.1%
Hagerstown-Martinsburg, MD-WV [25180]	3	5	0.1%
Olympia, WA [36500]	3	4	0.1%
Baton Rouge, LA [12940]	3	4	0.1%
Medford, OR [32780]	3	4	0.1%
Birmingham-Hoover, AL [13820]	3	4	0.1%
Janesville, WI [27500]	3	4	0.1%
Shreveport-Bossier City, LA [43340]	3	3	0.1%
Springfield, MO [44180]	3	3	0.1%
Prescott, AZ [39140]	3	3	0.1%
Anchorage, AK [11260]	3	3	0.1%
Little Rock-North Little Rock-Conway, AR [30780]	3	2	0.1%
Canton-Massillon, OH [15940]	3	2	0.1%
Davenport-Moline-Rock Island, IA-IL [19340]	3	1	0.1%
Springfield, IL [44100]	2	5	0%
Lake Havasu City-Kingman, AZ [29420]	2	3	0%
Kennewick-Richland-Pasco, WA [28420]	2	2	0%
Athens-Clarke County, GA [12020]	2	2	0%
Barnstable Town, MA [12700]	2	2	0%
Huntington-Ashland, WV-KY-OH [26580]	2	2	0%
Lincoln, NE [30700]	2	2	0%
Midland, TX [33260]	2	2	0%
Corpus Christi, TX [18580]	2	2	0%
Panama City-Lynn Haven, FL [37460]	2	2	0%
Jackson, MS [27140]	2	2	0%
Roanoke, VA [40220]	2	2	0%
Beaumont-Port Arthur, TX [13140]	2	2	0%
Deltona-Daytona Beach-Ormond Beach, FL [19660]	2	2	0%
Lafayette, LA [29180]	2	2	0%
Gulfport-Biloxi, MS [25060]	2	1	0%

> ELECTRIC POWER CONVERSION SYSTEMS [363] - {1404} : (125)

Metro Region	Patents	Inventors	% Of Class
San Jose-Sunnyvale-Santa Clara, CA [41940]	423	218	30.1%
San Francisco-Oakland-Fremont, CA [41860]	157	84	11.2%
Boston-Cambridge-Quincy, MA-NH [14460]	102	84	7.3%
Austin-Round Rock, TX [12420]	78	59	5.6%
Raleigh-Cary, NC [39580]	62	76	4.4%
Durham, NC [20500]	61	71	4.3%
Dallas-Fort Worth-Arlington, TX [19100]	60	76	4.3%
Phoenix-Mesa-Scottsdale, AZ [38060]	51	49	3.6%

Blacksburg-Christiansburg-Radford, VA [13980]	50	32	3.6%
Milwaukee-Waukesha-West Allis, WI [33340]	43	48	3.1%
New York-Northern New Jersey-Long Island, NY-NJ-PA [35620]	40	43	2.8%
Chicago-Naperville-Joliet, IL-IN-WI [16980]	36	37	2.6%
Albany-Schenectady-Troy, NY [10580]	36	31	2.6%
Detroit-Warren-Livonia, MI [19820]	31	34	2.2%
Roanoke, VA [40220]	31	24	2.2%
Manchester-Nashua, NH [31700]	25	25	1.8%
Boulder, CO [14500]	22	20	1.6%
Greeley, CO [24540]	20	19	1.4%
Fort Collins-Loveland, CO [22660]	18	17	1.3%
Oxnard-Thousand Oaks-Ventura, CA [37100]	18	16	1.3%
Houston-Sugar Land-Baytown, TX [26420]	16	21	1.1%
Tucson, AZ [46060]	16	14	1.1%
Pittsburgh, PA [38300]	15	21	1.1%
Palm Bay-Melbourne-Titusville, FL [37340]	15	17	1.1%
Worcester, MA [49340]	15	12	1.1%
Rochester, NY [40380]	14	18	1%
Rockford, IL [40420]	14	15	1%
Santa Rosa-Petaluma, CA [42220]	14	13	1%
Hartford-West Hartford-East Hartford, CT [25540]	14	8	1%
Portland-Vancouver-Beaverton, OR-WA [38900]	13	27	0.9%
San Diego-Carlsbad-San Marcos, CA [41740]	13	18	0.9%
Madison, WI [31540]	13	14	0.9%
Champaign-Urbana, IL [16580]	12	8	0.9%
Santa Cruz-Watsonville, CA [42100]	11	7	0.8%
Philadelphia-Camden-Wilmington, PA-NJ-DE-MD [37980]	9	11	0.6%
Sacramento--Arden-Arcade--Roseville, CA [40900]	9	10	0.6%
Orlando-Kissimmee, FL [36740]	9	10	0.6%
Ann Arbor, MI [11460]	9	8	0.6%
Riverside-San Bernardino-Ontario, CA [40140]	9	5	0.6%
Minneapolis-St. Paul-Bloomington, MN-WI [33460]	8	14	0.6%
Providence-New Bedford-Fall River, RI-MA [39300]	8	10	0.6%
Burlington-South Burlington, VT [15540]	8	3	0.6%
Seattle-Tacoma-Bellevue, WA [42660]	7	14	0.5%
Huntsville, AL [26620]	7	11	0.5%
Cleveland-Elyria-Mentor, OH [17460]	7	8	0.5%
Tampa-St. Petersburg-Clearwater, FL [45300]	7	7	0.5%
Indianapolis-Carmel, IN [26900]	7	6	0.5%
Lynchburg, VA [31340]	6	3	0.4%
Salt Lake City, UT [41620]	6	2	0.4%
Denver-Aurora, CO [19740]	5	11	0.4%
Dayton, OH [19380]	5	9	0.4%
Cincinnati-Middletown, OH-KY-IN [17140]	5	7	0.4%
Baltimore-Towson, MD [12580]	5	6	0.4%
Elkhart-Goshen, IN [21140]	5	3	0.4%
Trenton-Ewing, NJ [45940]	5	3	0.4%
San Luis Obispo-Paso Robles, CA [42020]	5	3	0.4%
Washington-Arlington-Alexandria, DC-VA-MD-WV [47900]	4	6	0.3%
Miami-Fort Lauderdale-Pompano Beach, FL [33100]	4	5	0.3%
Allentown-Bethlehem-Easton, PA-NJ [10900]	4	5	0.3%
Cedar Rapids, IA [16300]	4	5	0.3%
Knoxville, TN [28940]	4	5	0.3%
Rochester, MN [40340]	4	3	0.3%
South Bend-Mishawaka, IN-MI [43780]	4	2	0.3%
Reno-Sparks, NV [39900]	4	1	0.3%
York-Hanover, PA [49620]	3	9	0.2%
Peoria, IL [37900]	3	6	0.2%
Columbus, OH [18140]	3	5	0.2%
Bend, OR [13460]	3	4	0.2%
Iowa City, IA [26980]	3	3	0.2%
Atlanta-Sandy Springs-Marietta, GA [12060]	3	3	0.2%
Akron, OH [10420]	3	3	0.2%
Greenville-Mauldin-Easley, SC [24860]	3	3	0.2%
Tallahassee, FL [45220]	3	3	0.2%



St. Louis, MO-IL [41180]	3	2	0.2%
Appleton, WI [11540]	3	2	0.2%
Binghamton, NY [13780]	3	2	0.2%
College Station-Bryan, TX [17780]	3	2	0.2%
Lansing-East Lansing, MI [29620]	3	2	0.2%
New Orleans-Metairie-Kenner, LA [35380]	3	1	0.2%
Boise City-Nampa, ID [14260]	3	1	0.2%
Syracuse, NY [45060]	2	5	0.1%
Kennewick-Richland-Pasco, WA [28420]	2	5	0.1%
Kingston, NY [28740]	2	4	0.1%
Virginia Beach-Norfolk-Newport News, VA-NC [47260]	2	4	0.1%
Kansas City, MO-KS [28140]	2	3	0.1%
Springfield, IL [44100]	2	3	0.1%
Las Cruces, NM [29740]	2	3	0.1%
Erie, PA [21500]	2	3	0.1%
Vallejo-Fairfield, CA [46700]	2	2	0.1%
El Paso, TX [21340]	2	2	0.1%
Olympia, WA [36500]	2	2	0.1%
New Haven-Milford, CT [35300]	2	2	0.1%
Colorado Springs, CO [17820]	2	2	0.1%
Birmingham-Hoover, AL [13820]	2	2	0.1%
Asheville, NC [11700]	2	1	0.1%

> STATIC INFORMATION STORAGE AND RETRIEVAL [365] - {8957} : (120)

Metro Region	Patents	Inventors	% Of Class
San Jose-Sunnyvale-Santa Clara, CA [41940]	4065	1999	45.4%
San Francisco-Oakland-Fremont, CA [41860]	1766	716	19.7%
Boise City-Nampa, ID [14260]	1366	484	15.3%
Austin-Round Rock, TX [12420]	517	461	5.8%
New York-Northern New Jersey-Long Island, NY-NJ-PA [35620]	476	234	5.3%
Burlington-South Burlington, VT [15540]	384	233	4.3%
Dallas-Fort Worth-Arlington, TX [19100]	354	217	4%
Santa Cruz-Watsonville, CA [42100]	349	85	3.9%
Minneapolis-St. Paul-Bloomington, MN-WI [33460]	281	110	3.1%
Portland-Vancouver-Beaverton, OR-WA [38900]	219	214	2.4%
San Diego-Carlsbad-San Marcos, CA [41740]	208	157	2.3%
Durham, NC [20500]	193	147	2.2%
Sacramento--Arden-Arcade--Roseville, CA [40900]	173	151	1.9%
Raleigh-Cary, NC [39580]	168	137	1.9%
Phoenix-Mesa-Scottsdale, AZ [38060]	134	121	1.5%
Colorado Springs, CO [17820]	125	108	1.4%
Rochester, MN [40340]	110	99	1.2%
Boston-Cambridge-Quincy, MA-NH [14460]	104	88	1.2%
Boulder, CO [14500]	88	81	1%
Greeley, CO [24540]	73	81	0.8%
Fort Collins-Loveland, CO [22660]	72	78	0.8%
Seattle-Tacoma-Bellevue, WA [42660]	72	64	0.8%
Washington-Arlington-Alexandria, DC-VA-MD-WV [47900]	65	42	0.7%
Allentown-Bethlehem-Easton, PA-NJ [10900]	60	52	0.7%
Bridgeport-Stamford-Norwalk, CT [14860]	52	21	0.6%
Denver-Aurora, CO [19740]	38	23	0.4%
Detroit-Warren-Livonia, MI [19820]	36	25	0.4%
Philadelphia-Camden-Wilmington, PA-NJ-DE-MD [37980]	35	17	0.4%
Albuquerque, NM [10740]	33	29	0.4%
Atlanta-Sandy Springs-Marietta, GA [12060]	28	32	0.3%
Ann Arbor, MI [11460]	27	21	0.3%
Kingston, NY [28740]	26	9	0.3%
Houston-Sugar Land-Baytown, TX [26420]	25	27	0.3%
Oxnard-Thousand Oaks-Ventura, CA [37100]	25	12	0.3%
Worcester, MA [49340]	24	16	0.3%
Columbus, OH [18140]	22	4	0.2%

Modesto, CA [33700]	20	8	0.2%
Pittsburgh, PA [38300]	19	22	0.2%
Yuba City, CA [49700]	17	12	0.2%
Olympia, WA [36500]	16	4	0.2%
Riverside-San Bernardino-Ontario, CA [40140]	15	15	0.2%
Salt Lake City, UT [41620]	15	11	0.2%
Chicago-Naperville-Joliet, IL-IN-WI [16980]	14	13	0.2%
Portland-South Portland-Biddeford, ME [38860]	14	8	0.2%
Madison, WI [31540]	14	5	0.2%
Albany-Schenectady-Troy, NY [10580]	13	7	0.1%
Miami-Fort Lauderdale-Pompano Beach, FL [33100]	11	9	0.1%
Palm Bay-Melbourne-Titusville, FL [37340]	11	7	0.1%
Rochester, NY [40380]	10	10	0.1%
Tampa-St. Petersburg-Clearwater, FL [45300]	10	8	0.1%
Trenton-Ewing, NJ [45940]	9	5	0.1%
Springfield, MA [44140]	9	4	0.1%
Vallejo-Fairfield, CA [46700]	9	4	0.1%
Scranton--Wilkes-Barre, PA [42540]	9	1	0.1%
Manchester-Nashua, NH [31700]	8	6	0.1%
Richmond, VA [40060]	8	6	0.1%
Salinas, CA [41500]	8	5	0.1%
San Antonio, TX [41700]	8	4	0.1%
Santa Rosa-Petaluma, CA [42220]	8	3	0.1%
Baltimore-Towson, MD [12580]	7	7	0.1%
Greensboro-High Point, NC [24660]	7	6	0.1%
Reading, PA [39740]	7	5	0.1%
Bellingham, WA [13380]	7	2	0.1%
Tucson, AZ [46060]	6	10	0.1%
Provo-Orem, UT [39340]	6	7	0.1%
Asheville, NC [11700]	6	2	0.1%
Ogden-Clearfield, UT [36260]	6	2	0.1%
Lexington-Fayette, KY [30460]	5	9	0.1%
Orlando-Kissimmee, FL [36740]	5	6	0.1%
Gainesville, FL [23540]	5	6	0.1%
Burlington, NC [15500]	5	5	0.1%
Winston-Salem, NC [49180]	4	3	0%
Virginia Beach-Norfolk-Newport News, VA-NC [47260]	4	2	0%
Greenville, NC [24780]	4	2	0%
Eugene-Springfield, OR [21660]	4	1	0%
Indianapolis-Carmel, IN [26900]	3	6	0%
Youngstown-Warren-Boardman, OH-PA [49660]	3	5	0%
Tuscaloosa, AL [46220]	3	3	0%
Stockton, CA [44700]	3	2	0%
Tyler, TX [46340]	3	2	0%
Savannah, GA [42340]	3	1	0%
Wichita, KS [48620]	3	1	0%
Fayetteville-Springdale-Rogers, AR-MO [22220]	2	5	0%
State College, PA [44300]	2	5	0%
Lincoln, NE [30700]	2	3	0%
Columbia, SC [17900]	2	3	0%
Omaha-Council Bluffs, NE-IA [36540]	2	3	0%
Charlotte-Gastonia-Concord, NC-SC [16740]	2	2	0%
Charlottesville, VA [16820]	2	2	0%
Huntsville, AL [26620]	2	2	0%
Lancaster, PA [29540]	2	2	0%
Binghamton, NY [13780]	2	2	0%
Merced, CA [32900]	2	2	0%
Reno-Sparks, NV [39900]	2	2	0%
Greenville-Mauldin-Easley, SC [24860]	2	1	0%
Spokane, WA [44060]	2	1	0%
College Station-Bryan, TX [17780]	2	1	0%

> AGITATING [366] - {819} : (167)

Metro Region	Patents	Inventors	% Of Class
New York-Northern New Jersey-Long Island, NY-NJ-PA [35620]	61	69	7.4%
Cleveland-Elyria-Mentor, OH [17460]	48	34	5.9%
Boston-Cambridge-Quincy, MA-NH [14460]	46	54	5.6%
Chicago-Naperville-Joliet, IL-IN-WI [16980]	44	65	5.4%
Houston-Sugar Land-Baytown, TX [26420]	38	54	4.6%
San Francisco-Oakland-Fremont, CA [41860]	35	37	4.3%
Cincinnati-Middletown, OH-KY-IN [17140]	34	22	4.2%
Minneapolis-St. Paul-Bloomington, MN-WI [33460]	32	30	3.9%
Philadelphia-Camden-Wilmington, PA-NJ-DE-MD [37980]	30	38	3.7%
Dayton, OH [19380]	25	20	3.1%
Akron, OH [10420]	25	14	3.1%
Phoenix-Mesa-Scottsdale, AZ [38060]	23	33	2.8%
Rochester, NY [40380]	21	30	2.6%
Dallas-Fort Worth-Arlington, TX [19100]	20	24	2.4%
Richmond, VA [40060]	20	18	2.4%
Miami-Fort Lauderdale-Pompano Beach, FL [33100]	19	18	2.3%
San Jose-Sunnyvale-Santa Clara, CA [41940]	16	23	2%
Seattle-Tacoma-Bellevue, WA [42660]	16	21	2%
Kalamazoo-Portage, MI [28020]	16	20	2%
Detroit-Warren-Livonia, MI [19820]	16	20	2%
Indianapolis-Carmel, IN [26900]	16	10	2%
Lexington-Fayette, KY [30460]	14	5	1.7%
San Diego-Carlsbad-San Marcos, CA [41740]	13	23	1.6%
Atlanta-Sandy Springs-Marietta, GA [12060]	13	14	1.6%
Hartford-West Hartford-East Hartford, CT [25540]	13	12	1.6%
Baltimore-Towson, MD [12580]	12	15	1.5%
Denver-Aurora, CO [19740]	11	13	1.3%
Madison, WI [31540]	11	13	1.3%
New Haven-Milford, CT [35300]	11	11	1.3%
Bridgeport-Stamford-Norwalk, CT [14860]	11	10	1.3%
Manchester-Nashua, NH [31700]	10	11	1.2%
Grand Rapids-Wyoming, MI [24340]	10	8	1.2%
Allentown-Bethlehem-Easton, PA-NJ [10900]	9	9	1.1%
Greeley, CO [24540]	9	7	1.1%
Milwaukee-Waukesha-West Allis, WI [33340]	8	11	1%
Sacramento--Arden-Arcade--Roseville, CA [40900]	8	8	1%
Fort Collins-Loveland, CO [22660]	8	7	1%
Yuba City, CA [49700]	8	3	1%
Tulsa, OK [46140]	8	2	1%
Albany-Schenectady-Troy, NY [10580]	7	11	0.9%
Rochester, MN [40340]	7	10	0.9%
Tampa-St. Petersburg-Clearwater, FL [45300]	7	10	0.9%
Portland-Vancouver-Beaverton, OR-WA [38900]	7	9	0.9%
Boulder, CO [14500]	7	7	0.9%
Bakersfield, CA [12540]	7	5	0.9%
Johnson City, TN [27740]	7	3	0.9%
Cape Coral-Fort Myers, FL [15980]	6	10	0.7%
Providence-New Bedford-Fall River, RI-MA [39300]	6	10	0.7%
Baton Rouge, LA [12940]	6	9	0.7%
Vallejo-Fairfield, CA [46700]	6	7	0.7%
Janesville, WI [27500]	6	6	0.7%
Reno-Sparks, NV [39900]	6	6	0.7%
Ann Arbor, MI [11460]	6	5	0.7%
College Station-Bryan, TX [17780]	6	3	0.7%
Cedar Rapids, IA [16300]	6	1	0.7%
Iowa City, IA [26980]	6	1	0.7%
Charlotte-Gastonia-Concord, NC-SC [16740]	5	11	0.6%
Appleton, WI [11540]	5	9	0.6%
Racine, WI [39540]	5	6	0.6%
Oklahoma City, OK [36420]	5	6	0.6%
Lancaster, PA [29540]	5	6	0.6%
Buffalo-Niagara Falls, NY [15380]	5	5	0.6%

Kansas City, MO-KS [28140]	5	5	0.6%
Salt Lake City, UT [41620]	5	4	0.6%
Naples-Marco Island, FL [34940]	5	4	0.6%
Albuquerque, NM [10740]	4	8	0.5%
Oshkosh-Neenah, WI [36780]	4	8	0.5%
Niles-Benton Harbor, MI [35660]	4	7	0.5%
Washington-Arlington-Alexandria, DC-VA-MD-WV [47900]	4	5	0.5%
Asheville, NC [11700]	4	5	0.5%
Orlando-Kissimmee, FL [36740]	4	5	0.5%
Worcester, MA [49340]	4	4	0.5%
Lakeland, FL [29460]	4	4	0.5%
Jacksonville, FL [27260]	4	2	0.5%
Spokane, WA [44060]	4	2	0.5%
Des Moines-West Des Moines, IA [19780]	3	8	0.4%
Chattanooga, TN-GA [16860]	3	7	0.4%
Erie, PA [21500]	3	5	0.4%
Harrisburg-Carlisle, PA [25420]	3	4	0.4%
Canton-Massillon, OH [15940]	3	4	0.4%
Modesto, CA [33700]	3	4	0.4%
Port St. Lucie, FL [38940]	3	3	0.4%
Huntsville, AL [26620]	3	3	0.4%
New Orleans-Metairie-Kenner, LA [35380]	3	3	0.4%
Riverside-San Bernardino-Ontario, CA [40140]	3	3	0.4%
Ogden-Clearfield, UT [36260]	3	3	0.4%
Lansing-East Lansing, MI [29620]	3	3	0.4%
Oxnard-Thousand Oaks-Ventura, CA [37100]	3	3	0.4%
St. Louis, MO-IL [41180]	3	3	0.4%
Raleigh-Cary, NC [39580]	3	2	0.4%
Durham, NC [20500]	3	2	0.4%
Salinas, CA [41500]	3	1	0.4%
Greenville-Mauldin-Easley, SC [24860]	2	7	0.2%
Longview, TX [30980]	2	7	0.2%
Saginaw-Saginaw Township North, MI [40980]	2	5	0.2%
Spartanburg, SC [43900]	2	5	0.2%
Bloomington, IN [14020]	2	4	0.2%
South Bend-Mishawaka, IN-MI [43780]	2	4	0.2%
San Antonio, TX [41700]	2	4	0.2%
Elkhart-Goshen, IN [21140]	2	4	0.2%
Memphis, TN-MS-AR [32820]	2	3	0.2%
Blacksburg-Christiansburg-Radford, VA [13980]	2	3	0.2%
Provo-Orem, UT [39340]	2	3	0.2%
Boise City-Nampa, ID [14260]	2	2	0.2%
Santa Cruz-Watsonville, CA [42100]	2	2	0.2%
Kingsport-Bristol-Bristol, TN-VA [28700]	2	2	0.2%
Columbus, OH [18140]	2	2	0.2%
Nashville-Davidson--Murfreesboro--Franklin, TN [34980]	2	2	0.2%
Deltona-Daytona Beach-Ormond Beach, FL [19660]	2	2	0.2%
Salem, OR [41420]	2	2	0.2%
Reading, PA [39740]	2	2	0.2%
Gainesville, GA [23580]	2	2	0.2%
Palm Bay-Melbourne-Titusville, FL [37340]	2	2	0.2%
Amarillo, TX [11100]	2	1	0.2%
Greensboro-High Point, NC [24660]	2	1	0.2%
Birmingham-Hoover, AL [13820]	2	1	0.2%
Little Rock-North Little Rock-Conway, AR [30780]	2	1	0.2%
Ocala, FL [36100]	2	1	0.2%
Lynchburg, VA [31340]	2	1	0.2%

> COMMUNICATIONS, ELECTRICAL: ACOUSTIC WAVE SYSTEMS AND DEVICES [367] - {1254} : (124)

Metro Region	Patents	Inventors	% Of Class
Houston-Sugar Land-Baytown, TX [26420]	470	466	37.5%

Boston-Cambridge-Quincy, MA-NH [14460]	116	105	9.3%
Providence-New Bedford-Fall River, RI-MA [39300]	101	112	8.1%
San Francisco-Oakland-Fremont, CA [41860]	76	75	6.1%
San Jose-Sunnyvale-Santa Clara, CA [41940]	61	62	4.9%
Washington-Arlington-Alexandria, DC-VA-MD-WV [47900]	51	65	4.1%
New York-Northern New Jersey-Long Island, NY-NJ-PA [35620]	46	49	3.7%
Dallas-Fort Worth-Arlington, TX [19100]	43	48	3.4%
San Diego-Carlsbad-San Marcos, CA [41740]	41	50	3.3%
Baltimore-Towson, MD [12580]	31	39	2.5%
Seattle-Tacoma-Bellevue, WA [42660]	28	44	2.2%
Austin-Round Rock, TX [12420]	27	37	2.2%
Denver-Aurora, CO [19740]	26	36	2.1%
Barnstable Town, MA [12700]	24	14	1.9%
Norwich-New London, CT [35980]	18	15	1.4%
Bridgeport-Stamford-Norwalk, CT [14860]	17	18	1.4%
Atlanta-Sandy Springs-Marietta, GA [12060]	16	17	1.3%
Tulsa, OK [46140]	16	12	1.3%
Boulder, CO [14500]	14	28	1.1%
Manchester-Nashua, NH [31700]	14	19	1.1%
New Orleans-Metairie-Kenner, LA [35380]	13	13	1%
Miami-Fort Lauderdale-Pompano Beach, FL [33100]	12	14	1%
Philadelphia-Camden-Wilmington, PA-NJ-DE-MD [37980]	12	12	1%
Greeley, CO [24540]	10	11	0.8%
Detroit-Warren-Livonia, MI [19820]	10	7	0.8%
Oxnard-Thousand Oaks-Ventura, CA [37100]	9	12	0.7%
Chicago-Naperville-Joliet, IL-IN-WI [16980]	9	11	0.7%
Panama City-Lynn Haven, FL [37460]	8	10	0.6%
Durham, NC [20500]	8	6	0.6%
Sacramento--Arden-Arcade--Roseville, CA [40900]	8	5	0.6%
Athens-Clarke County, GA [12020]	8	2	0.6%
Albany-Schenectady-Troy, NY [10580]	7	13	0.6%
Phoenix-Mesa-Scottsdale, AZ [38060]	7	11	0.6%
Fort Collins-Loveland, CO [22660]	7	9	0.6%
San Antonio, TX [41700]	7	7	0.6%
Columbus, GA-AL [17980]	7	6	0.6%
Raleigh-Cary, NC [39580]	7	4	0.6%
Springfield, MA [44140]	7	2	0.6%
Cleveland-Elyria-Mentor, OH [17460]	7	2	0.6%
Albuquerque, NM [10740]	6	12	0.5%
Tucson, AZ [46060]	6	10	0.5%
Minneapolis-St. Paul-Bloomington, MN-WI [33460]	6	8	0.5%
Hartford-West Hartford-East Hartford, CT [25540]	6	5	0.5%
Indianapolis-Carmel, IN [26900]	6	5	0.5%
New Haven-Milford, CT [35300]	6	3	0.5%
Reno-Sparks, NV [39900]	6	2	0.5%
Syracuse, NY [45060]	5	8	0.4%
Provo-Orem, UT [39340]	5	7	0.4%
Tallahassee, FL [45220]	5	7	0.4%
Salt Lake City, UT [41620]	5	7	0.4%
Bloomington, IN [14020]	5	3	0.4%
Bremerton-Silverdale, WA [14740]	5	3	0.4%
Fort Wayne, IN [23060]	5	2	0.4%
Virginia Beach-Norfolk-Newport News, VA-NC [47260]	4	11	0.3%
Gainesville, FL [23540]	4	9	0.3%
Oklahoma City, OK [36420]	4	6	0.3%
Tampa-St. Petersburg-Clearwater, FL [45300]	4	6	0.3%
Richmond, VA [40060]	4	4	0.3%
Santa Cruz-Watsonville, CA [42100]	4	4	0.3%
Colorado Springs, CO [17820]	4	3	0.3%
Nashville-Davidson--Murfreesboro--Franklin, TN [34980]	3	6	0.2%
Orlando-Kissimmee, FL [36740]	3	4	0.2%
Ann Arbor, MI [11460]	3	3	0.2%
Reading, PA [39740]	3	3	0.2%
Laredo, TX [29700]	3	3	0.2%
Gulfport-Biloxi, MS [25060]	3	2	0.2%

Cincinnati-Middletown, OH-KY-IN [17140]	3	2	0.2%
Worcester, MA [49340]	2	7	0.2%
Little Rock-North Little Rock-Conway, AR [30780]	2	5	0.2%
Kansas City, MO-KS [28140]	2	4	0.2%
Rochester, NY [40380]	2	4	0.2%
Huntsville, AL [26620]	2	4	0.2%
Binghamton, NY [13780]	2	4	0.2%
Riverside-San Bernardino-Ontario, CA [40140]	2	3	0.2%
Pensacola-Ferry Pass-Brent, FL [37860]	2	3	0.2%
Port St. Lucie, FL [38940]	2	3	0.2%
College Station-Bryan, TX [17780]	2	2	0.2%
Cape Coral-Fort Myers, FL [15980]	2	2	0.2%
Pittsburgh, PA [38300]	2	2	0.2%
Baton Rouge, LA [12940]	2	2	0.2%
Palm Bay-Melbourne-Titusville, FL [37340]	2	2	0.2%
Dayton, OH [19380]	2	1	0.2%
Milwaukee-Waukesha-West Allis, WI [33340]	2	1	0.2%
Yuba City, CA [49700]	2	1	0.2%

> HOROLOGY: TIME MEASURING SYSTEMS OR DEVICES [368] - {428} : (110)

Metro Region	Patents	Inventors	% Of Class
New York-Northern New Jersey-Long Island, NY-NJ-PA [35620]	59	67	13.8%
Portland-Vancouver-Beaverton, OR-WA [38900]	37	39	8.6%
San Francisco-Oakland-Fremont, CA [41860]	34	33	7.9%
San Jose-Sunnyvale-Santa Clara, CA [41940]	29	28	6.8%
Philadelphia-Camden-Wilmington, PA-NJ-DE-MD [37980]	16	16	3.7%
Chicago-Naperville-Joliet, IL-IN-WI [16980]	15	18	3.5%
Boston-Cambridge-Quincy, MA-NH [14460]	15	12	3.5%
Milwaukee-Waukesha-West Allis, WI [33340]	14	7	3.3%
Dallas-Fort Worth-Arlington, TX [19100]	13	11	3%
Bridgeport-Stamford-Norwalk, CT [14860]	13	6	3%
Atlanta-Sandy Springs-Marietta, GA [12060]	11	14	2.6%
New Haven-Milford, CT [35300]	11	8	2.6%
Washington-Arlington-Alexandria, DC-VA-MD-WV [47900]	10	12	2.3%
Oxnard-Thousand Oaks-Ventura, CA [37100]	10	10	2.3%
Austin-Round Rock, TX [12420]	9	11	2.1%
Phoenix-Mesa-Scottsdale, AZ [38060]	7	10	1.6%
Denver-Aurora, CO [19740]	7	8	1.6%
Miami-Fort Lauderdale-Pompano Beach, FL [33100]	7	6	1.6%
Cleveland-Elyria-Mentor, OH [17460]	6	8	1.4%
Detroit-Warren-Livonia, MI [19820]	6	8	1.4%
Akron, OH [10420]	6	7	1.4%
Durham, NC [20500]	6	5	1.4%
Raleigh-Cary, NC [39580]	6	5	1.4%
Pittsburgh, PA [38300]	6	4	1.4%
San Diego-Carlsbad-San Marcos, CA [41740]	5	6	1.2%
Charlotte-Gastonia-Concord, NC-SC [16740]	5	6	1.2%
Virginia Beach-Norfolk-Newport News, VA-NC [47260]	5	3	1.2%
Jacksonville, FL [27260]	5	2	1.2%
Houston-Sugar Land-Baytown, TX [26420]	4	5	0.9%
Cincinnati-Middletown, OH-KY-IN [17140]	4	5	0.9%
Boulder, CO [14500]	4	4	0.9%
Las Vegas-Paradise, NV [29820]	4	4	0.9%
Sacramento--Arden-Arcade--Roseville, CA [40900]	4	3	0.9%
Nashville-Davidson--Murfreesboro--Franklin, TN [34980]	4	3	0.9%
Kansas City, MO-KS [28140]	3	8	0.7%
Seattle-Tacoma-Bellevue, WA [42660]	3	6	0.7%
Greenville-Mauldin-Easley, SC [24860]	3	5	0.7%
Trenton-Ewing, NJ [45940]	3	4	0.7%
Salt Lake City, UT [41620]	3	4	0.7%
Riverside-San Bernardino-Ontario, CA [40140]	3	3	0.7%

Minneapolis-St. Paul-Bloomington, MN-WI [33460]	3	3	0.7%
Manchester-Nashua, NH [31700]	3	3	0.7%
Albany-Schenectady-Troy, NY [10580]	3	3	0.7%
Hartford-West Hartford-East Hartford, CT [25540]	3	2	0.7%
Flint, MI [22420]	3	2	0.7%
Reno-Sparks, NV [39900]	3	2	0.7%
Baltimore-Towson, MD [12580]	3	2	0.7%
Burlington-South Burlington, VT [15540]	3	2	0.7%
Ogden-Clearfield, UT [36260]	3	2	0.7%
Spartanburg, SC [43900]	3	1	0.7%
Colorado Springs, CO [17820]	3	1	0.7%
Boise City-Nampa, ID [14260]	2	8	0.5%
Rochester, MN [40340]	2	4	0.5%
Madison, WI [31540]	2	2	0.5%
Anchorage, AK [11260]	2	2	0.5%
Syracuse, NY [45060]	2	2	0.5%
Salinas, CA [41500]	2	2	0.5%
Santa Cruz-Watsonville, CA [42100]	2	2	0.5%
Eau Claire, WI [20740]	2	2	0.5%
Cape Coral-Fort Myers, FL [15980]	2	2	0.5%
Winston-Salem, NC [49180]	2	2	0.5%
Columbus, OH [18140]	2	2	0.5%
Davenport-Moline-Rock Island, IA-IL [19340]	2	2	0.5%
Providence-New Bedford-Fall River, RI-MA [39300]	2	2	0.5%
Wilmington, NC [48900]	2	1	0.5%
Modesto, CA [33700]	2	1	0.5%

> DYNAMIC INFORMATION STORAGE OR RETRIEVAL [369] - {1163} : (98)

Metro Region	Patents	Inventors	% Of Class
San Jose-Sunnyvale-Santa Clara, CA [41940]	408	342	35.1%
San Francisco-Oakland-Fremont, CA [41860]	201	173	17.3%
Boulder, CO [14500]	198	117	17%
Greeley, CO [24540]	197	99	16.9%
Fort Collins-Loveland, CO [22660]	190	87	16.3%
Minneapolis-St. Paul-Bloomington, MN-WI [33460]	93	75	8%
Denver-Aurora, CO [19740]	70	62	6%
Santa Cruz-Watsonville, CA [42100]	65	25	5.6%
Pittsburgh, PA [38300]	47	60	4%
Phoenix-Mesa-Scottsdale, AZ [38060]	44	35	3.8%
Seattle-Tacoma-Bellevue, WA [42660]	43	46	3.7%
Boston-Cambridge-Quincy, MA-NH [14460]	43	42	3.7%
Tucson, AZ [46060]	41	32	3.5%
Boise City-Nampa, ID [14260]	36	25	3.1%
Austin-Round Rock, TX [12420]	35	31	3%
Albany-Schenectady-Troy, NY [10580]	33	26	2.8%
New York-Northern New Jersey-Long Island, NY-NJ-PA [35620]	30	24	2.6%
Dallas-Fort Worth-Arlington, TX [19100]	15	16	1.3%
Worcester, MA [49340]	14	9	1.2%
San Diego-Carlsbad-San Marcos, CA [41740]	13	17	1.1%
Oxnard-Thousand Oaks-Ventura, CA [37100]	11	9	0.9%
Evansville, IN-KY [21780]	10	7	0.9%
Oklahoma City, OK [36420]	9	1	0.8%
Tulsa, OK [46140]	9	1	0.8%
Colorado Springs, CO [17820]	8	12	0.7%
Chicago-Naperville-Joliet, IL-IN-WI [16980]	8	10	0.7%
Indianapolis-Carmel, IN [26900]	8	8	0.7%
Rochester, NY [40380]	7	11	0.6%
Detroit-Warren-Livonia, MI [19820]	7	7	0.6%
Sacramento--Arden-Arcade--Roseville, CA [40900]	7	3	0.6%
Houston-Sugar Land-Baytown, TX [26420]	6	7	0.5%
Lancaster, PA [29540]	6	2	0.5%

Fresno, CA [23420]	6	1	0.5%
Eugene-Springfield, OR [21660]	5	7	0.4%
El Centro, CA [20940]	5	1	0.4%
Vallejo-Fairfield, CA [46700]	5	1	0.4%
Trenton-Ewing, NJ [45940]	4	5	0.3%
Philadelphia-Camden-Wilmington, PA-NJ-DE-MD [37980]	4	5	0.3%
Huntsville, AL [26620]	4	5	0.3%
Scranton--Wilkes-Barre, PA [42540]	4	4	0.3%
Little Rock-North Little Rock-Conway, AR [30780]	4	1	0.3%
Atlanta-Sandy Springs-Marietta, GA [12060]	3	5	0.3%
Hartford-West Hartford-East Hartford, CT [25540]	3	4	0.3%
Portland-South Portland-Biddeford, ME [38860]	3	4	0.3%
Barnstable Town, MA [12700]	3	3	0.3%
Allentown-Bethlehem-Easton, PA-NJ [10900]	3	3	0.3%
Durham, NC [20500]	3	3	0.3%
Modesto, CA [33700]	3	3	0.3%
Tampa-St. Petersburg-Clearwater, FL [45300]	3	3	0.3%
Madison, WI [31540]	3	2	0.3%
Salinas, CA [41500]	3	2	0.3%
Raleigh-Cary, NC [39580]	3	2	0.3%
Nashville-Davidson--Murfreesboro--Franklin, TN [34980]	3	1	0.3%
Norwich-New London, CT [35980]	2	4	0.2%
Wichita, KS [48620]	2	4	0.2%
Rochester, MN [40340]	2	4	0.2%
Virginia Beach-Norfolk-Newport News, VA-NC [47260]	2	4	0.2%
Providence-New Bedford-Fall River, RI-MA [39300]	2	3	0.2%
Miami-Fort Lauderdale-Pompano Beach, FL [33100]	2	3	0.2%
Portland-Vancouver-Beaverton, OR-WA [38900]	2	2	0.2%
Lansing-East Lansing, MI [29620]	2	2	0.2%
St. Cloud, MN [41060]	2	1	0.2%
New Haven-Milford, CT [35300]	2	1	0.2%
Reading, PA [39740]	2	1	0.2%
PalM Bay-Melbourne-Titusville, FL [37340]	2	1	0.2%
Bend, OR [13460]	2	1	0.2%
Baltimore-Towson, MD [12580]	2	1	0.2%
Orlando-Kissimmee, FL [36740]	2	1	0.2%

> MULTIPLEX COMMUNICATIONS [370] - {32799} : (205)

Metro Region	Patents	Inventors	% Of Class
San Jose-Sunnyvale-Santa Clara, CA [41940]	8768	6599	26.7%
San Francisco-Oakland-Fremont, CA [41860]	5362	3312	16.3%
New York-Northern New Jersey-Long Island, NY-NJ-PA [35620]	4575	3157	13.9%
San Diego-Carlsbad-San Marcos, CA [41740]	3605	2188	11%
Dallas-Fort Worth-Arlington, TX [19100]	2394	1789	7.3%
Boston-Cambridge-Quincy, MA-NH [14460]	2206	1812	6.7%
Chicago-Naperville-Joliet, IL-IN-WI [16980]	1390	1304	4.2%
Durham, NC [20500]	1249	1112	3.8%
Raleigh-Cary, NC [39580]	1209	1084	3.7%
Washington-Arlington-Alexandria, DC-VA-MD-WV [47900]	1157	1002	3.5%
Seattle-Tacoma-Bellevue, WA [42660]	1149	1425	3.5%
Austin-Round Rock, TX [12420]	1127	1136	3.4%
Atlanta-Sandy Springs-Marietta, GA [12060]	1009	837	3.1%
Portland-Vancouver-Beaverton, OR-WA [38900]	931	670	2.8%
Kansas City, MO-KS [28140]	790	619	2.4%
Santa Cruz-Watsonville, CA [42100]	673	353	2.1%
Philadelphia-Camden-Wilmington, PA-NJ-DE-MD [37980]	422	340	1.3%
Denver-Aurora, CO [19740]	411	424	1.3%
Phoenix-Mesa-Scottsdale, AZ [38060]	399	428	1.2%
Boulder, CO [14500]	373	365	1.1%
Sacramento--Arden-Arcade--Roseville, CA [40900]	363	297	1.1%
Minneapolis-St. Paul-Bloomington, MN-WI [33460]	359	178	1.1%



Worcester, MA [49340]	358	220	1.1%
Manchester-Nashua, NH [31700]	337	244	1%
Palm Bay-Melbourne-Titusville, FL [37340]	287	163	0.9%
Trenton-Ewing, NJ [45940]	241	133	0.7%
Greeley, CO [24540]	229	224	0.7%
Miami-Fort Lauderdale-Pompano Beach, FL [33100]	221	221	0.7%
Rochester, MN [40340]	218	213	0.7%
Modesto, CA [33700]	198	75	0.6%
Allentown-Bethlehem-Easton, PA-NJ [10900]	193	141	0.6%
Santa Rosa-Petaluma, CA [42220]	191	169	0.6%
Oxnard-Thousand Oaks-Ventura, CA [37100]	189	161	0.6%
Orlando-Kissimmee, FL [36740]	154	117	0.5%
Baltimore-Towson, MD [12580]	152	144	0.5%
Akron, OH [10420]	125	71	0.4%
Bridgeport-Stamford-Norwalk, CT [14860]	122	76	0.4%
Fort Collins-Loveland, CO [22660]	119	135	0.4%
Houston-Sugar Land-Baytown, TX [26420]	119	122	0.4%
Salt Lake City, UT [41620]	115	130	0.4%
Colorado Springs, CO [17820]	112	119	0.3%
Cedar Rapids, IA [16300]	104	114	0.3%
Cleveland-Elyria-Mentor, OH [17460]	96	60	0.3%
Pittsburgh, PA [38300]	95	91	0.3%
Iowa City, IA [26980]	94	96	0.3%
Kingston, NY [28740]	90	52	0.3%
Cincinnati-Middletown, OH-KY-IN [17140]	90	37	0.3%
Huntsville, AL [26620]	89	126	0.3%
San Antonio, TX [41700]	89	79	0.3%
Ann Arbor, MI [11460]	87	55	0.3%
Indianapolis-Carmel, IN [26900]	86	96	0.3%
Rochester, NY [40380]	84	102	0.3%
Tampa-St. Petersburg-Clearwater, FL [45300]	82	92	0.3%
Spokane, WA [44060]	79	65	0.2%
Tucson, AZ [46060]	78	114	0.2%
Detroit-Warren-Livonia, MI [19820]	76	82	0.2%
Laredo, TX [29700]	74	62	0.2%
Albany-Schenectady-Troy, NY [10580]	68	58	0.2%
Providence-New Bedford-Fall River, RI-MA [39300]	63	46	0.2%
Riverside-San Bernardino-Ontario, CA [40140]	62	41	0.2%
Provo-Orem, UT [39340]	58	67	0.2%
Stockton, CA [44700]	51	19	0.2%
Barnstable Town, MA [12700]	48	34	0.1%
New Haven-Milford, CT [35300]	44	37	0.1%
Milwaukee-Waukesha-West Allis, WI [33340]	43	41	0.1%
Ocala, FL [36100]	43	17	0.1%
Yuba City, CA [49700]	41	32	0.1%
Albuquerque, NM [10740]	41	23	0.1%
Gainesville, FL [23540]	40	35	0.1%
Champaign-Urbana, IL [16580]	40	30	0.1%
Reading, PA [39740]	40	26	0.1%
Columbus, OH [18140]	38	38	0.1%
Springfield, MA [44140]	38	32	0.1%
Gainesville, GA [23580]	38	19	0.1%
Ogden-Clearfield, UT [36260]	37	24	0.1%
Burlington, NC [15500]	35	14	0.1%
Madison, WI [31540]	34	29	0.1%
Vallejo-Fairfield, CA [46700]	34	29	0.1%
St. Louis, MO-IL [41180]	30	34	0.1%
Bremerton-Silverdale, WA [14740]	30	16	0.1%
Hartford-West Hartford-East Hartford, CT [25540]	29	22	0.1%
Boise City-Nampa, ID [14260]	28	31	0.1%
Greensboro-High Point, NC [24660]	28	16	0.1%
Las Vegas-Paradise, NV [29820]	27	20	0.1%
Richmond, VA [40060]	26	24	0.1%
Burlington-South Burlington, VT [15540]	26	21	0.1%
Canton-Massillon, OH [15940]	26	12	0.1%

South Bend-Mishawaka, IN-MI [43780]	25	20	0.1%
Topeka, KS [45820]	25	13	0.1%
Tulsa, OK [46140]	24	34	0.1%
Eau Claire, WI [20740]	24	17	0.1%
Deltona-Daytona Beach-Ormond Beach, FL [19660]	24	10	0.1%
Charlotte-Gastonia-Concord, NC-SC [16740]	23	28	0.1%
Charlottesville, VA [16820]	23	20	0.1%
Binghamton, NY [13780]	22	21	0.1%
Nashville-Davidson--Murfreesboro--Franklin, TN [34980]	22	16	0.1%
Reno-Sparks, NV [39900]	21	19	0.1%
Syracuse, NY [45060]	20	25	0.1%
Lansing-East Lansing, MI [29620]	18	16	0.1%
Lynchburg, VA [31340]	17	20	0.1%
Knoxville, TN [28940]	16	21	0%
Omaha-Council Bluffs, NE-IA [36540]	15	28	0%
Portland-South Portland-Biddeford, ME [38860]	15	9	0%
Eugene-Springfield, OR [21660]	15	8	0%
Hagerstown-Martinsburg, MD-WV [25180]	15	8	0%
Birmingham-Hoover, AL [13820]	14	11	0%
Virginia Beach-Norfolk-Newport News, VA-NC [47260]	14	11	0%
Niles-Benton Harbor, MI [35660]	14	4	0%
Blacksburg-Christiansburg-Radford, VA [13980]	13	19	0%
Buffalo-Niagara Falls, NY [15380]	13	12	0%
Des Moines-West Des Moines, IA [19780]	13	12	0%
Athens-Clarke County, GA [12020]	13	7	0%
Elkhart-Goshen, IN [21140]	12	9	0%
San Luis Obispo-Paso Robles, CA [42020]	12	8	0%
Grand Rapids-Wyoming, MI [24340]	11	11	0%
Salinas, CA [41500]	11	10	0%
Fort Wayne, IN [23060]	11	9	0%
Columbia, SC [17900]	11	9	0%
Wichita, KS [48620]	10	13	0%
College Station-Bryan, TX [17780]	10	9	0%
Utica-Rome, NY [46540]	9	11	0%
Lexington-Fayette, KY [30460]	9	10	0%
Bend, OR [13460]	9	8	0%
York-Hanover, PA [49620]	9	7	0%
Roanoke, VA [40220]	8	14	0%
Jacksonville, FL [27260]	8	8	0%
New Orleans-Metairie-Kenner, LA [35380]	8	6	0%
Bellingham, WA [13380]	8	4	0%
Prescott, AZ [39140]	8	3	0%
Racine, WI [39540]	7	5	0%
Rockford, IL [40420]	7	4	0%
Oklahoma City, OK [36420]	7	4	0%
Lafayette, LA [29180]	7	1	0%
Peoria, IL [37900]	6	11	0%
Cape Coral-Fort Myers, FL [15980]	6	7	0%
Olympia, WA [36500]	6	6	0%
Lancaster, PA [29540]	6	6	0%
Bakersfield, CA [12540]	6	5	0%
Redding, CA [39820]	6	2	0%
State College, PA [44300]	5	6	0%
Port St. Lucie, FL [38940]	5	5	0%
Greenville-Mauldin-Easley, SC [24860]	5	4	0%
Macon, GA [31420]	5	3	0%
Anchorage, AK [11260]	5	1	0%
Dayton, OH [19380]	4	6	0%
Kingsport-Bristol-Bristol, TN-VA [28700]	4	5	0%
Salem, OR [41420]	4	4	0%
Medford, OR [32780]	4	4	0%
Erie, PA [21500]	4	4	0%
Lakeland, FL [29460]	4	3	0%
Columbia, MO [17860]	4	2	0%
Fresno, CA [23420]	4	1	0%

Little Rock-North Little Rock-Conway, AR [30780]	4	1	0%
Youngstown-Warren-Boardman, OH-PA [49660]	3	8	0%
Kalamazoo-Portage, MI [28020]	3	4	0%
Fargo, ND-MN [22020]	3	4	0%
Las Cruces, NM [29740]	3	4	0%
Naples-Marco Island, FL [34940]	3	3	0%
Harrisburg-Carlisle, PA [25420]	3	3	0%
Pensacola-Ferry Pass-Brent, FL [37860]	3	3	0%
Fayetteville-Springdale-Rogers, AR-MO [22220]	3	3	0%
Muskegon-Norton Shores, MI [34740]	3	2	0%
Montgomery, AL [33860]	3	2	0%
Charleston-North Charleston, SC [16700]	3	2	0%
Mobile, AL [33660]	2	6	0%
Flint, MI [22420]	2	5	0%
Greenville, NC [24780]	2	5	0%
Tallahassee, FL [45220]	2	4	0%
Memphis, TN-MS-AR [32820]	2	4	0%
Oshkosh-Neenah, WI [36780]	2	4	0%
Savannah, GA [42340]	2	3	0%
Appleton, WI [11540]	2	3	0%
Baton Rouge, LA [12940]	2	3	0%
Winston-Salem, NC [49180]	2	3	0%
Tyler, TX [46340]	2	2	0%
Atlantic City, NJ [12100]	2	2	0%
Bloomington, IN [14020]	2	2	0%
El Paso, TX [21340]	2	2	0%
Killeen-Temple-Fort Hood, TX [28660]	2	2	0%
Norwich-New London, CT [35980]	2	2	0%
Kennewick-Richland-Pasco, WA [28420]	2	2	0%
Warner Robins, GA [47580]	2	2	0%
St. Cloud, MN [41060]	2	2	0%
Punta Gorda, FL [39460]	2	2	0%
Wilmington, NC [48900]	2	2	0%
Fort Smith, AR-OK [22900]	2	1	0%
Chattanooga, TN-GA [16860]	2	1	0%

> COHERENT LIGHT GENERATORS [372] - {2144} : (137)

Metro Region	Patents	Inventors	% Of Class
San Jose-Sunnyvale-Santa Clara, CA [41940]	534	534	24.9%
San Francisco-Oakland-Fremont, CA [41860]	394	356	18.4%
San Diego-Carlsbad-San Marcos, CA [41740]	177	203	8.3%
Boston-Cambridge-Quincy, MA-NH [14460]	173	228	8.1%
New York-Northern New Jersey-Long Island, NY-NJ-PA [35620]	155	196	7.2%
Dallas-Fort Worth-Arlington, TX [19100]	82	59	3.8%
Oxnard-Thousand Oaks-Ventura, CA [37100]	82	58	3.8%
Phoenix-Mesa-Scottsdale, AZ [38060]	67	71	3.1%
Portland-Vancouver-Beaverton, OR-WA [38900]	64	80	3%
Washington-Arlington-Alexandria, DC-VA-MD-WV [47900]	62	87	2.9%
Boulder, CO [14500]	54	74	2.5%
Ann Arbor, MI [11460]	54	46	2.5%
Denver-Aurora, CO [19740]	52	56	2.4%
Albuquerque, NM [10740]	50	71	2.3%
Hartford-West Hartford-East Hartford, CT [25540]	50	46	2.3%
Seattle-Tacoma-Bellevue, WA [42660]	48	50	2.2%
Orlando-Kissimmee, FL [36740]	47	70	2.2%
Rochester, NY [40380]	46	60	2.1%
Worcester, MA [49340]	42	48	2%
Tucson, AZ [46060]	40	45	1.9%
Santa Cruz-Watsonville, CA [42100]	36	21	1.7%
Palm Bay-Melbourne-Titusville, FL [37340]	35	39	1.6%

Trenton-Ewing, NJ [45940]	35	34	1.6%
Baltimore-Towson, MD [12580]	34	33	1.6%
Greeley, CO [24540]	31	38	1.4%
Chicago-Naperville-Joliet, IL-IN-WI [16980]	30	28	1.4%
Modesto, CA [33700]	29	32	1.4%
Milwaukee-Waukesha-West Allis, WI [33340]	29	25	1.4%
Madison, WI [31540]	28	26	1.3%
Allentown-Bethlehem-Easton, PA-NJ [10900]	28	23	1.3%
Detroit-Warren-Livonia, MI [19820]	27	19	1.3%
Manchester-Nashua, NH [31700]	25	25	1.2%
Fort Collins-Loveland, CO [22660]	24	28	1.1%
Champaign-Urbana, IL [16580]	24	27	1.1%
Sacramento--Arden-Arcade--Roseville, CA [40900]	23	9	1.1%
Minneapolis-St. Paul-Bloomington, MN-WI [33460]	22	22	1%
Riverside-San Bernardino-Ontario, CA [40140]	22	19	1%
Cleveland-Elyria-Mentor, OH [17460]	22	13	1%
Philadelphia-Camden-Wilmington, PA-NJ-DE-MD [37980]	16	26	0.7%
Bridgeport-Stamford-Norwalk, CT [14860]	14	10	0.7%
Pittsburgh, PA [38300]	13	15	0.6%
Lansing-East Lansing, MI [29620]	13	8	0.6%
Austin-Round Rock, TX [12420]	12	10	0.6%
Miami-Fort Lauderdale-Pompano Beach, FL [33100]	12	8	0.6%
Albany-Schenectady-Troy, NY [10580]	10	17	0.5%
Providence-New Bedford-Fall River, RI-MA [39300]	10	9	0.5%
Columbus, OH [18140]	9	16	0.4%
Houston-Sugar Land-Baytown, TX [26420]	9	12	0.4%
St. Louis, MO-IL [41180]	9	5	0.4%
Santa Rosa-Petaluma, CA [42220]	8	12	0.4%
Stockton, CA [44700]	8	6	0.4%
Virginia Beach-Norfolk-Newport News, VA-NC [47260]	7	8	0.3%
Springfield, MA [44140]	7	5	0.3%
Reading, PA [39740]	7	5	0.3%
New Haven-Milford, CT [35300]	6	10	0.3%
Colorado Springs, CO [17820]	6	10	0.3%
Reno-Sparks, NV [39900]	6	5	0.3%
Cincinnati-Middletown, OH-KY-IN [17140]	6	4	0.3%
Knoxville, TN [28940]	5	12	0.2%
Durham, NC [20500]	5	10	0.2%
Birmingham-Hoover, AL [13820]	5	5	0.2%
Dayton, OH [19380]	5	5	0.2%
Norwich-New London, CT [35980]	5	3	0.2%
Eugene-Springfield, OR [21660]	5	1	0.2%
Jackson, MI [27100]	5	1	0.2%
Charlotte-Gastonia-Concord, NC-SC [16740]	4	9	0.2%
Columbia, SC [17900]	4	5	0.2%
Richmond, VA [40060]	4	5	0.2%
Salt Lake City, UT [41620]	4	4	0.2%
Akron, OH [10420]	4	4	0.2%
Greenville-Mauldin-Easley, SC [24860]	4	4	0.2%
Kennewick-Richland-Pasco, WA [28420]	4	3	0.2%
Boise City-Nampa, ID [14260]	4	2	0.2%
Racine, WI [39540]	4	2	0.2%
Salem, OR [41420]	4	1	0.2%
Topeka, KS [45820]	3	8	0.1%
Appleton, WI [11540]	3	4	0.1%
Green Bay, WI [24580]	3	4	0.1%
Burlington, NC [15500]	3	4	0.1%
Corpus Christi, TX [18580]	3	3	0.1%
San Antonio, TX [41700]	3	3	0.1%
Tampa-St. Petersburg-Clearwater, FL [45300]	3	3	0.1%
Davenport-Moline-Rock Island, IA-IL [19340]	3	3	0.1%
Omaha-Council Bluffs, NE-IA [36540]	3	2	0.1%
Medford, OR [32780]	3	2	0.1%
Nashville-Davidson--Murfreesboro--Franklin, TN [34980]	3	1	0.1%
Binghamton, NY [13780]	3	1	0.1%

Des Moines-West Des Moines, IA [19780]	3	1	0.1%
Lexington-Fayette, KY [30460]	2	5	0.1%
Huntsville, AL [26620]	2	3	0.1%
Columbia, MO [17860]	2	3	0.1%
Scranton--Wilkes-Barre, PA [42540]	2	3	0.1%
Atlanta-Sandy Springs-Marietta, GA [12060]	2	3	0.1%
Raleigh-Cary, NC [39580]	2	3	0.1%
Toledo, OH [45780]	2	3	0.1%
Syracuse, NY [45060]	2	2	0.1%
Yuba City, CA [49700]	2	2	0.1%
Laredo, TX [29700]	2	2	0.1%
Greensboro-High Point, NC [24660]	2	2	0.1%
Oshkosh-Neenah, WI [36780]	2	2	0.1%
Rochester, MN [40340]	2	2	0.1%
Lincoln, NE [30700]	2	2	0.1%
Cedar Rapids, IA [16300]	2	1	0.1%
Lancaster, PA [29540]	2	1	0.1%
Bakersfield, CA [12540]	2	1	0.1%

> INDUSTRIAL ELECTRIC HEATING FURNACES [373] - {160} : (78)

Metro Region	Patents	Inventors	% Of Class
Cleveland-Elyria-Mentor, OH [17460]	16	17	10%
Peoria, IL [37900]	11	15	6.9%
Milwaukee-Waukesha-West Allis, WI [33340]	10	13	6.3%
Chicago-Naperville-Joliet, IL-IN-WI [16980]	9	14	5.6%
Philadelphia-Camden-Wilmington, PA-NJ-DE-MD [37980]	9	10	5.6%
Youngstown-Warren-Boardman, OH-PA [49660]	7	4	4.4%
Atlanta-Sandy Springs-Marietta, GA [12060]	6	10	3.8%
Pittsburgh, PA [38300]	6	8	3.8%
Austin-Round Rock, TX [12420]	5	8	3.1%
Houston-Sugar Land-Baytown, TX [26420]	5	7	3.1%
San Francisco-Oakland-Fremont, CA [41860]	5	6	3.1%
Davenport-Moline-Rock Island, IA-IL [19340]	5	4	3.1%
Minneapolis-St. Paul-Bloomington, MN-WI [33460]	5	4	3.1%
New York-Northern New Jersey-Long Island, NY-NJ-PA [35620]	4	4	2.5%
Spartanburg, SC [43900]	4	2	2.5%
Phoenix-Mesa-Scottsdale, AZ [38060]	4	2	2.5%
Greenville-Mauldin-Easley, SC [24860]	4	2	2.5%
Nashville-Davidson--Murfreesboro--Franklin, TN [34980]	3	8	1.9%
Dayton, OH [19380]	3	5	1.9%
Dallas-Fort Worth-Arlington, TX [19100]	3	3	1.9%
Oklahoma City, OK [36420]	3	3	1.9%
Washington-Arlington-Alexandria, DC-VA-MD-WV [47900]	2	5	1.3%
Provo-Orem, UT [39340]	2	4	1.3%
Charlotte-Gastonia-Concord, NC-SC [16740]	2	4	1.3%
Cincinnati-Middletown, OH-KY-IN [17140]	2	4	1.3%
Albuquerque, NM [10740]	2	3	1.3%
Racine, WI [39540]	2	3	1.3%
Bremerton-Silverdale, WA [14740]	2	3	1.3%
Akron, OH [10420]	2	3	1.3%
Boston-Cambridge-Quincy, MA-NH [14460]	2	2	1.3%
Kalamazoo-Portage, MI [28020]	2	2	1.3%
San Jose-Sunnyvale-Santa Clara, CA [41940]	2	2	1.3%
Portland-Vancouver-Beaverton, OR-WA [38900]	2	2	1.3%
Canton-Massillon, OH [15940]	2	2	1.3%
Providence-New Bedford-Fall River, RI-MA [39300]	2	2	1.3%
Grand Rapids-Wyoming, MI [24340]	2	2	1.3%
Palm Bay-Melbourne-Titusville, FL [37340]	2	2	1.3%
Orlando-Kissimmee, FL [36740]	2	2	1.3%
Chattanooga, TN-GA [16860]	2	2	1.3%
Indianapolis-Carmel, IN [26900]	2	2	1.3%

Detroit-Warren-Livonia, MI [19820]	2	1	1.3%
Houma-Bayou Cane-Thibodaux, LA [26380]	2	1	1.3%

> THERMAL MEASURING AND TESTING [374] - {1029} : (162)

Metro Region	Patents	Inventors	% Of Class
San Jose-Sunnyvale-Santa Clara, CA [41940]	104	132	10.1%
San Francisco-Oakland-Fremont, CA [41860]	87	95	8.5%
Portland-Vancouver-Beaverton, OR-WA [38900]	52	64	5.1%
New York-Northern New Jersey-Long Island, NY-NJ-PA [35620]	51	73	5%
Boston-Cambridge-Quincy, MA-NH [14460]	49	53	4.8%
Chicago-Naperville-Joliet, IL-IN-WI [16980]	38	45	3.7%
Houston-Sugar Land-Baytown, TX [26420]	36	55	3.5%
Detroit-Warren-Livonia, MI [19820]	36	55	3.5%
Phoenix-Mesa-Scottsdale, AZ [38060]	34	47	3.3%
Dallas-Fort Worth-Arlington, TX [19100]	32	32	3.1%
Minneapolis-St. Paul-Bloomington, MN-WI [33460]	31	38	3%
Seattle-Tacoma-Bellevue, WA [42660]	28	47	2.7%
Philadelphia-Camden-Wilmington, PA-NJ-DE-MD [37980]	26	27	2.5%
Austin-Round Rock, TX [12420]	25	36	2.4%
San Diego-Carlsbad-San Marcos, CA [41740]	25	22	2.4%
St. Louis, MO-IL [41180]	23	11	2.2%
Syracuse, NY [45060]	21	24	2%
Orlando-Kissimmee, FL [36740]	20	31	1.9%
Santa Cruz-Watsonville, CA [42100]	20	16	1.9%
Albany-Schenectady-Troy, NY [10580]	19	38	1.8%
Indianapolis-Carmel, IN [26900]	18	24	1.7%
Washington-Arlington-Alexandria, DC-VA-MD-WV [47900]	18	23	1.7%
Akron, OH [10420]	17	14	1.7%
Atlanta-Sandy Springs-Marietta, GA [12060]	16	24	1.6%
Boise City-Nampa, ID [14260]	15	7	1.5%
Raleigh-Cary, NC [39580]	14	16	1.4%
Durham, NC [20500]	14	16	1.4%
New Haven-Milford, CT [35300]	14	10	1.4%
Peoria, IL [37900]	13	23	1.3%
Denver-Aurora, CO [19740]	13	18	1.3%
Cincinnati-Middletown, OH-KY-IN [17140]	13	15	1.3%
Cleveland-Elyria-Mentor, OH [17460]	13	14	1.3%
Boulder, CO [14500]	13	14	1.3%
Greeley, CO [24540]	13	12	1.3%
Palm Bay-Melbourne-Titusville, FL [37340]	12	20	1.2%
Provo-Orem, UT [39340]	12	16	1.2%
Tucson, AZ [46060]	12	13	1.2%
Burlington-South Burlington, VT [15540]	11	29	1.1%
Ann Arbor, MI [11460]	11	19	1.1%
Columbus, OH [18140]	11	16	1.1%
Manchester-Nashua, NH [31700]	11	15	1.1%
Milwaukee-Waukesha-West Allis, WI [33340]	11	14	1.1%
Bridgeport-Stamford-Norwalk, CT [14860]	11	11	1.1%
Fort Collins-Loveland, CO [22660]	11	10	1.1%
Kingston, NY [28740]	11	9	1.1%
Greenville-Mauldin-Easley, SC [24860]	10	14	1%
Hartford-West Hartford-East Hartford, CT [25540]	10	11	1%
San Antonio, TX [41700]	10	5	1%
Pittsburgh, PA [38300]	9	14	0.9%
Albuquerque, NM [10740]	9	13	0.9%
Oxnard-Thousand Oaks-Ventura, CA [37100]	9	12	0.9%
Providence-New Bedford-Fall River, RI-MA [39300]	9	11	0.9%
Tampa-St. Petersburg-Clearwater, FL [45300]	9	10	0.9%
Rochester, NY [40380]	8	12	0.8%
Miami-Fort Lauderdale-Pompano Beach, FL [33100]	8	9	0.8%
Nashville-Davidson--Murfreesboro--Franklin, TN [34980]	8	9	0.8%

Sacramento--Arden-Arcade--Roseville, CA [40900]	8	8	0.8%
Baltimore-Towson, MD [12580]	8	8	0.8%
Worcester, MA [49340]	8	5	0.8%
Topeka, KS [45820]	7	11	0.7%
Springfield, MA [44140]	7	10	0.7%
Salt Lake City, UT [41620]	7	7	0.7%
Laredo, TX [29700]	7	2	0.7%
Gainesville, FL [23540]	7	1	0.7%
Ocala, FL [36100]	7	1	0.7%
Rochester, MN [40340]	6	14	0.6%
Wichita, KS [48620]	6	7	0.6%
Allentown-Bethlehem-Easton, PA-NJ [10900]	6	6	0.6%
Madison, WI [31540]	6	5	0.6%
Racine, WI [39540]	6	4	0.6%
Oklahoma City, OK [36420]	5	5	0.5%
Trenton-Ewing, NJ [45940]	5	5	0.5%
Tulsa, OK [46140]	5	3	0.5%
Dayton, OH [19380]	5	3	0.5%
Olympia, WA [36500]	5	3	0.5%
Ogden-Clearfield, UT [36260]	5	2	0.5%
Lexington-Fayette, KY [30460]	4	10	0.4%
Flint, MI [22420]	4	6	0.4%
Jackson, MI [27100]	4	5	0.4%
Virginia Beach-Norfolk-Newport News, VA-NC [47260]	4	5	0.4%
Bloomington, IN [14020]	4	5	0.4%
Charlotte-Gastonia-Concord, NC-SC [16740]	4	5	0.4%
Toledo, OH [45780]	4	4	0.4%
Riverside-San Bernardino-Ontario, CA [40140]	4	4	0.4%
Blacksburg-Christiansburg-Radford, VA [13980]	4	4	0.4%
Spartanburg, SC [43900]	4	3	0.4%
Salinas, CA [41500]	4	2	0.4%
Fayetteville-Springdale-Rogers, AR-MO [22220]	3	6	0.3%
Knoxville, TN [28940]	3	4	0.3%
Niles-Benton Harbor, MI [35660]	3	3	0.3%
Reading, PA [39740]	3	3	0.3%
South Bend-Mishawaka, IN-MI [43780]	3	3	0.3%
Bakersfield, CA [12540]	3	3	0.3%
Port St. Lucie, FL [38940]	3	3	0.3%
Modesto, CA [33700]	3	3	0.3%
Vallejo-Fairfield, CA [46700]	3	3	0.3%
Salem, OR [41420]	3	2	0.3%
Chattanooga, TN-GA [16860]	3	1	0.3%
Colorado Springs, CO [17820]	2	6	0.2%
Asheville, NC [11700]	2	5	0.2%
Champaign-Urbana, IL [16580]	2	4	0.2%
Appleton, WI [11540]	2	3	0.2%
Lansing-East Lansing, MI [29620]	2	3	0.2%
Oshkosh-Neenah, WI [36780]	2	3	0.2%
Lynchburg, VA [31340]	2	3	0.2%
New Orleans-Metairie-Kenner, LA [35380]	2	3	0.2%
Anchorage, AK [11260]	2	2	0.2%
Louisville/Jefferson County, KY-IN [31140]	2	2	0.2%
Portland-South Portland-Biddeford, ME [38860]	2	2	0.2%
Omaha-Council Bluffs, NE-IA [36540]	2	2	0.2%
Shreveport-Bossier City, LA [43340]	2	1	0.2%
Fort Smith, AR-OK [22900]	2	1	0.2%
Greensboro-High Point, NC [24660]	2	1	0.2%
Columbia, MO [17860]	2	1	0.2%
Winston-Salem, NC [49180]	2	1	0.2%
Midland, TX [33260]	2	1	0.2%
Bend, OR [13460]	2	1	0.2%
Medford, OR [32780]	2	1	0.2%
Myrtle Beach-Conway-North Myrtle Beach, SC [34820]	2	1	0.2%

&gt; PULSE OR DIGITAL COMMUNICATIONS [375] - {12926} : (162)

Metro Region	Patents	Inventors	% Of Class
San Jose-Sunnyvale-Santa Clara, CA [41940]	3512	2426	27.2%
San Diego-Carlsbad-San Marcos, CA [41740]	1926	1367	14.9%
San Francisco-Oakland-Fremont, CA [41860]	1734	1023	13.4%
New York-Northern New Jersey-Long Island, NY-NJ-PA [35620]	1627	1054	12.6%
Dallas-Fort Worth-Arlington, TX [19100]	844	589	6.5%
Boston-Cambridge-Quincy, MA-NH [14460]	630	482	4.9%
Austin-Round Rock, TX [12420]	525	509	4.1%
Seattle-Tacoma-Bellevue, WA [42660]	429	277	3.3%
Portland-Vancouver-Beaverton, OR-WA [38900]	389	315	3%
Chicago-Naperville-Joliet, IL-IN-WI [16980]	373	356	2.9%
Durham, NC [20500]	366	219	2.8%
Phoenix-Mesa-Scottsdale, AZ [38060]	343	272	2.7%
Raleigh-Cary, NC [39580]	325	188	2.5%
Washington-Arlington-Alexandria, DC-VA-MD-WV [47900]	303	255	2.3%
Philadelphia-Camden-Wilmington, PA-NJ-DE-MD [37980]	236	163	1.8%
Atlanta-Sandy Springs-Marietta, GA [12060]	214	186	1.7%
Santa Cruz-Watsonville, CA [42100]	186	106	1.4%
Allentown-Bethlehem-Easton, PA-NJ [10900]	183	120	1.4%
Boulder, CO [14500]	175	131	1.4%
Trenton-Ewing, NJ [45940]	162	71	1.3%
Denver-Aurora, CO [19740]	126	72	1%
Palm Bay-Melbourne-Titusville, FL [37340]	121	77	0.9%
Miami-Fort Lauderdale-Pompano Beach, FL [33100]	107	79	0.8%
Baltimore-Towson, MD [12580]	102	73	0.8%
Greeley, CO [24540]	100	102	0.8%
Minneapolis-St. Paul-Bloomington, MN-WI [33460]	97	72	0.8%
Salt Lake City, UT [41620]	96	84	0.7%
Sacramento--Arden-Arcade--Roseville, CA [40900]	96	81	0.7%
Worcester, MA [49340]	96	47	0.7%
Indianapolis-Carmel, IN [26900]	95	66	0.7%
Fort Collins-Loveland, CO [22660]	92	99	0.7%
Rochester, NY [40380]	86	63	0.7%
Cedar Rapids, IA [16300]	83	82	0.6%
Iowa City, IA [26980]	73	67	0.6%
Huntsville, AL [26620]	58	56	0.4%
Oxnard-Thousand Oaks-Ventura, CA [37100]	58	52	0.4%
Reading, PA [39740]	58	33	0.4%
Yuba City, CA [49700]	57	23	0.4%
Manchester-Nashua, NH [31700]	51	41	0.4%
Ogden-Clearfield, UT [36260]	51	22	0.4%
Houston-Sugar Land-Baytown, TX [26420]	49	53	0.4%
Tampa-St. Petersburg-Clearwater, FL [45300]	47	39	0.4%
Boise City-Nampa, ID [14260]	45	38	0.3%
Kansas City, MO-KS [28140]	41	49	0.3%
Detroit-Warren-Livonia, MI [19820]	40	51	0.3%
Santa Rosa-Petaluma, CA [42220]	39	40	0.3%
Albany-Schenectady-Troy, NY [10580]	38	22	0.3%
Colorado Springs, CO [17820]	37	46	0.3%
Akron, OH [10420]	36	24	0.3%
Riverside-San Bernardino-Ontario, CA [40140]	33	15	0.3%
Modesto, CA [33700]	32	29	0.2%
Cleveland-Elyria-Mentor, OH [17460]	32	24	0.2%
Burlington-South Burlington, VT [15540]	30	46	0.2%
Champaign-Urbana, IL [16580]	30	26	0.2%
Rochester, MN [40340]	28	47	0.2%
Orlando-Kissimmee, FL [36740]	27	29	0.2%
Milwaukee-Waukesha-West Allis, WI [33340]	27	17	0.2%
Binghamton, NY [13780]	25	35	0.2%
Tucson, AZ [46060]	25	26	0.2%
Bridgeport-Stamford-Norwalk, CT [14860]	25	18	0.2%



Fort Wayne, IN [23060]	23	30	0.2%
Pittsburgh, PA [38300]	22	29	0.2%
Ann Arbor, MI [11460]	22	21	0.2%
Burlington, NC [15500]	22	6	0.2%
Punta Gorda, FL [39460]	22	5	0.2%
Providence-New Bedford-Fall River, RI-MA [39300]	21	19	0.2%
Columbus, OH [18140]	21	14	0.2%
Greensboro-High Point, NC [24660]	19	24	0.1%
Gainesville, FL [23540]	19	19	0.1%
Spokane, WA [44060]	19	12	0.1%
Vallejo-Fairfield, CA [46700]	19	11	0.1%
Reno-Sparks, NV [39900]	18	10	0.1%
Cincinnati-Middletown, OH-KY-IN [17140]	16	20	0.1%
Provo-Orem, UT [39340]	16	13	0.1%
Ocala, FL [36100]	16	8	0.1%
Olympia, WA [36500]	16	5	0.1%
Albuquerque, NM [10740]	15	9	0.1%
Syracuse, NY [45060]	13	15	0.1%
Madison, WI [31540]	13	13	0.1%
South Bend-Mishawaka, IN-MI [43780]	13	9	0.1%
San Antonio, TX [41700]	12	14	0.1%
Lynchburg, VA [31340]	12	12	0.1%
College Station-Bryan, TX [17780]	12	10	0.1%
Gainesville, GA [23580]	12	6	0.1%
Barnstable Town, MA [12700]	11	6	0.1%
Knoxville, TN [28940]	10	9	0.1%
Las Vegas-Paradise, NV [29820]	10	8	0.1%
Niles-Benton Harbor, MI [35660]	10	4	0.1%
Eugene-Springfield, OR [21660]	10	2	0.1%
Jacksonville, FL [27260]	9	10	0.1%
Winston-Salem, NC [49180]	9	10	0.1%
Lancaster, PA [29540]	9	8	0.1%
Hartford-West Hartford-East Hartford, CT [25540]	9	5	0.1%
Lexington-Fayette, KY [30460]	8	13	0.1%
San Luis Obispo-Paso Robles, CA [42020]	8	7	0.1%
St. Louis, MO-IL [41180]	8	7	0.1%
Portland-South Portland-Biddeford, ME [38860]	7	12	0.1%
Laredo, TX [29700]	7	9	0.1%
Dayton, OH [19380]	7	8	0.1%
Kingston, NY [28740]	7	5	0.1%
Las Cruces, NM [29740]	7	5	0.1%
Lansing-East Lansing, MI [29620]	7	4	0.1%
New Orleans-Metairie-Kenner, LA [35380]	6	8	0%
New Haven-Milford, CT [35300]	6	7	0%
Rockford, IL [40420]	6	4	0%
Des Moines-West Des Moines, IA [19780]	6	2	0%
Blacksburg-Christiansburg-Radford, VA [13980]	5	11	0%
Virginia Beach-Norfolk-Newport News, VA-NC [47260]	5	5	0%
Deltona-Daytona Beach-Ormond Beach, FL [19660]	5	5	0%
Scranton--Wilkes-Barre, PA [42540]	5	4	0%
Salinas, CA [41500]	5	4	0%
Grand Rapids-Wyoming, MI [24340]	4	9	0%
Bloomington, IN [14020]	4	6	0%
Kingsport-Bristol-Bristol, TN-VA [28700]	4	5	0%
Stockton, CA [44700]	4	4	0%
Roanoke, VA [40220]	4	4	0%
Charlottesville, VA [16820]	4	4	0%
Columbia, SC [17900]	4	3	0%
Racine, WI [39540]	4	3	0%
Topeka, KS [45820]	4	2	0%
Canton-Massillon, OH [15940]	4	2	0%
Bend, OR [13460]	4	1	0%
Nashville-Davidson--Murfreesboro--Franklin, TN [34980]	3	5	0%
Flint, MI [22420]	3	5	0%
Harrisburg-Carlisle, PA [25420]	3	4	0%

Salem, OR [41420]	3	3	0%
Wichita, KS [48620]	3	3	0%
Bakersfield, CA [12540]	3	2	0%
Springfield, MA [44140]	3	2	0%
St. Cloud, MN [41060]	3	1	0%
Fayetteville-Springdale-Rogers, AR-MO [22220]	3	1	0%
Oklahoma City, OK [36420]	2	3	0%
El Paso, TX [21340]	2	2	0%
Utica-Rome, NY [46540]	2	2	0%
Charlotte-Gastonia-Concord, NC-SC [16740]	2	2	0%
York-Hanover, PA [49620]	2	2	0%
Kennewick-Richland-Pasco, WA [28420]	2	2	0%
Buffalo-Niagara Falls, NY [15380]	2	2	0%
Erie, PA [21500]	2	2	0%
Chico, CA [17020]	2	2	0%
Eau Claire, WI [20740]	2	2	0%
Norwich-New London, CT [35980]	2	1	0%

> INDUCED NUCLEAR REACTIONS: PROCESSES, SYSTEMS, AND ELEMENTS [376] - {434} : (80)

Metro Region	Patents	Inventors	% Of Class
Wilmington, NC [48900]	90	125	20.7%
San Jose-Sunnyvale-Santa Clara, CA [41940]	61	61	14.1%
San Francisco-Oakland-Fremont, CA [41860]	57	46	13.1%
Pittsburgh, PA [38300]	52	83	12%
Columbia, SC [17900]	33	53	7.6%
Lynchburg, VA [31340]	31	38	7.1%
Philadelphia-Camden-Wilmington, PA-NJ-DE-MD [37980]	20	11	4.6%
Modesto, CA [33700]	16	10	3.7%
Kennewick-Richland-Pasco, WA [28420]	14	21	3.2%
Santa Cruz-Watsonville, CA [42100]	14	10	3.2%
Charlotte-Gastonia-Concord, NC-SC [16740]	12	8	2.8%
Tampa-St. Petersburg-Clearwater, FL [45300]	12	5	2.8%
Washington-Arlington-Alexandria, DC-VA-MD-WV [47900]	11	12	2.5%
Port St. Lucie, FL [38940]	11	4	2.5%
Knoxville, TN [28940]	10	17	2.3%
New York-Northern New Jersey-Long Island, NY-NJ-PA [35620]	10	12	2.3%
Atlanta-Sandy Springs-Marietta, GA [12060]	10	12	2.3%
Miami-Fort Lauderdale-Pompano Beach, FL [33100]	10	4	2.3%
Seattle-Tacoma-Bellevue, WA [42660]	9	18	2.1%
San Diego-Carlsbad-San Marcos, CA [41740]	8	7	1.8%
Albany-Schenectady-Troy, NY [10580]	7	14	1.6%
Hartford-West Hartford-East Hartford, CT [25540]	7	7	1.6%
Boston-Cambridge-Quincy, MA-NH [14460]	7	7	1.6%
Durham, NC [20500]	7	5	1.6%
Chicago-Naperville-Joliet, IL-IN-WI [16980]	6	8	1.4%
Houston-Sugar Land-Baytown, TX [26420]	6	8	1.4%
Denver-Aurora, CO [19740]	6	6	1.4%
Dallas-Fort Worth-Arlington, TX [19100]	5	8	1.2%
Portland-Vancouver-Beaverton, OR-WA [38900]	5	5	1.2%
Oxnard-Thousand Oaks-Ventura, CA [37100]	5	4	1.2%
Boulder, CO [14500]	4	5	0.9%
Chattanooga, TN-GA [16860]	4	5	0.9%
Trenton-Ewing, NJ [45940]	4	4	0.9%
Albuquerque, NM [10740]	4	4	0.9%
Cleveland-Elyria-Mentor, OH [17460]	4	4	0.9%
Raleigh-Cary, NC [39580]	4	4	0.9%
Greeley, CO [24540]	3	5	0.7%
Phoenix-Mesa-Scottsdale, AZ [38060]	3	4	0.7%
Worcester, MA [49340]	3	3	0.7%
Madison, WI [31540]	3	2	0.7%
Akron, OH [10420]	3	2	0.7%

Austin-Round Rock, TX [12420]	2	4	0.5%
Champaign-Urbana, IL [16580]	2	3	0.5%
Binghamton, NY [13780]	2	2	0.5%
Charlottesville, VA [16820]	2	2	0.5%
Kansas City, MO-KS [28140]	2	2	0.5%
Cincinnati-Middletown, OH-KY-IN [17140]	2	2	0.5%
Richmond, VA [40060]	2	2	0.5%
Santa Rosa-Petaluma, CA [42220]	2	2	0.5%
Virginia Beach-Norfolk-Newport News, VA-NC [47260]	2	2	0.5%
Milwaukee-Waukesha-West Allis, WI [33340]	2	2	0.5%
Naples-Marco Island, FL [34940]	2	1	0.5%
Cape Coral-Fort Myers, FL [15980]	2	1	0.5%
Flint, MI [22420]	2	1	0.5%

> ELECTRICAL PULSE COUNTERS, PULSE DIVIDERS, OR SHIFT REGISTERS: CIRCUITS AND SYSTEMS [377]  
 - {100} : (34)

Metro Region	Patents	Inventors	% Of Class
San Jose-Sunnyvale-Santa Clara, CA [41940]	23	30	23%
Austin-Round Rock, TX [12420]	15	22	15%
San Francisco-Oakland-Fremont, CA [41860]	14	15	14%
New York-Northern New Jersey-Long Island, NY-NJ-PA [35620]	9	8	9%
Burlington-South Burlington, VT [15540]	7	15	7%
San Diego-Carlsbad-San Marcos, CA [41740]	7	8	7%
Phoenix-Mesa-Scottsdale, AZ [38060]	4	7	4%
Colorado Springs, CO [17820]	4	6	4%
Boston-Cambridge-Quincy, MA-NH [14460]	4	5	4%
Portland-Vancouver-Beaverton, OR-WA [38900]	3	7	3%
Dallas-Fort Worth-Arlington, TX [19100]	3	4	3%
Wilmington, NC [48900]	3	3	3%
Sacramento--Arden-Arcade--Roseville, CA [40900]	3	3	3%
Chicago-Naperville-Joliet, IL-IN-WI [16980]	3	3	3%
Miami-Fort Lauderdale-Pompano Beach, FL [33100]	2	3	2%
Kingston, NY [28740]	2	2	2%
Provo-Orem, UT [39340]	2	2	2%
Santa Cruz-Watsonville, CA [42100]	2	1	2%

> X-RAY OR GAMMA RAY SYSTEMS OR DEVICES [378] - {2475} : (147)

Metro Region	Patents	Inventors	% Of Class
Milwaukee-Waukesha-West Allis, WI [33340]	431	325	17.4%
San Francisco-Oakland-Fremont, CA [41860]	388	320	15.7%
Boston-Cambridge-Quincy, MA-NH [14460]	331	254	13.4%
San Jose-Sunnyvale-Santa Clara, CA [41940]	298	228	12%
Albany-Schenectady-Troy, NY [10580]	281	183	11.4%
Chicago-Naperville-Joliet, IL-IN-WI [16980]	197	185	8%
New York-Northern New Jersey-Long Island, NY-NJ-PA [35620]	131	127	5.3%
Salt Lake City, UT [41620]	91	77	3.7%
Madison, WI [31540]	80	82	3.2%
Rochester, NY [40380]	72	82	2.9%
Seattle-Tacoma-Bellevue, WA [42660]	66	52	2.7%
Modesto, CA [33700]	50	25	2%
Provo-Orem, UT [39340]	47	34	1.9%
Worcester, MA [49340]	46	18	1.9%
Denver-Aurora, CO [19740]	44	28	1.8%
Durham, NC [20500]	40	36	1.6%
Cleveland-Elyria-Mentor, OH [17460]	40	30	1.6%
San Diego-Carlsbad-San Marcos, CA [41740]	39	40	1.6%
Philadelphia-Camden-Wilmington, PA-NJ-DE-MD [37980]	38	38	1.5%

Washington-Arlington-Alexandria, DC-VA-MD-WV [47900]	33	36	1.3%
Phoenix-Mesa-Scottsdale, AZ [38060]	33	21	1.3%
Baltimore-Towson, MD [12580]	32	32	1.3%
Detroit-Warren-Livonia, MI [19820]	31	19	1.3%
Racine, WI [39540]	31	8	1.3%
Bridgeport-Stamford-Norwalk, CT [14860]	28	17	1.1%
Ann Arbor, MI [11460]	27	22	1.1%
Virginia Beach-Norfolk-Newport News, VA-NC [47260]	27	12	1.1%
Boulder, CO [14500]	26	16	1.1%
Akron, OH [10420]	25	14	1%
Greeley, CO [24540]	24	12	1%
Houston-Sugar Land-Baytown, TX [26420]	22	26	0.9%
Raleigh-Cary, NC [39580]	22	20	0.9%
Riverside-San Bernardino-Ontario, CA [40140]	21	16	0.8%
Santa Cruz-Watsonville, CA [42100]	21	15	0.8%
Orlando-Kissimmee, FL [36740]	20	10	0.8%
New Haven-Milford, CT [35300]	19	13	0.8%
Trenton-Ewing, NJ [45940]	18	13	0.7%
Nashville-Davidson--Murfreesboro--Franklin, TN [34980]	18	13	0.7%
Cincinnati-Middletown, OH-KY-IN [17140]	16	18	0.6%
South Bend-Mishawaka, IN-MI [43780]	16	12	0.6%
Las Vegas-Paradise, NV [29820]	16	8	0.6%
Ogden-Clearfield, UT [36260]	15	9	0.6%
Knoxville, TN [28940]	14	20	0.6%
Atlanta-Sandy Springs-Marietta, GA [12060]	14	16	0.6%
Austin-Round Rock, TX [12420]	14	10	0.6%
Stockton, CA [44700]	14	9	0.6%
Dallas-Fort Worth-Arlington, TX [19100]	13	14	0.5%
Minneapolis-St. Paul-Bloomington, MN-WI [33460]	13	14	0.5%
Fort Collins-Loveland, CO [22660]	13	12	0.5%
St. Louis, MO-IL [41180]	13	8	0.5%
Sacramento--Arden-Arcade--Roseville, CA [40900]	12	11	0.5%
Dayton, OH [19380]	12	7	0.5%
Providence-New Bedford-Fall River, RI-MA [39300]	12	7	0.5%
Hartford-West Hartford-East Hartford, CT [25540]	11	13	0.4%
Manchester-Nashua, NH [31700]	11	10	0.4%
Gainesville, FL [23540]	10	20	0.4%
Pittsburgh, PA [38300]	10	9	0.4%
Iowa City, IA [26980]	10	6	0.4%
Rochester, MN [40340]	9	10	0.4%
Albuquerque, NM [10740]	9	9	0.4%
Binghamton, NY [13780]	8	11	0.3%
Palm Bay-Melbourne-Titusville, FL [37340]	8	9	0.3%
Miami-Fort Lauderdale-Pompano Beach, FL [33100]	8	8	0.3%
Columbus, OH [18140]	8	7	0.3%
San Antonio, TX [41700]	7	11	0.3%
Syracuse, NY [45060]	7	9	0.3%
Tampa-St. Petersburg-Clearwater, FL [45300]	7	6	0.3%
Indianapolis-Carmel, IN [26900]	7	5	0.3%
Eugene-Springfield, OR [21660]	7	3	0.3%
Laredo, TX [29700]	6	8	0.2%
Birmingham-Hoover, AL [13820]	6	4	0.2%
Rockford, IL [40420]	6	4	0.2%
Kalamazoo-Portage, MI [28020]	6	2	0.2%
Elkhart-Goshen, IN [21140]	5	5	0.2%
Richmond, VA [40060]	5	4	0.2%
Memphis, TN-MS-AR [32820]	5	4	0.2%
York-Hanover, PA [49620]	5	3	0.2%
Portland-Vancouver-Beaverton, OR-WA [38900]	4	4	0.2%
Augusta-Richmond County, GA-SC [12260]	4	4	0.2%
Kansas City, MO-KS [28140]	4	2	0.2%
Tallahassee, FL [45220]	4	2	0.2%
Terre Haute, IN [45460]	4	1	0.2%
Reno-Sparks, NV [39900]	3	8	0.1%
Kennewick-Richland-Pasco, WA [28420]	3	7	0.1%

Tucson, AZ [46060]	3	7	0.1%
Appleton, WI [11540]	3	4	0.1%
Champaign-Urbana, IL [16580]	3	4	0.1%
Blacksburg-Christiansburg-Radford, VA [13980]	3	3	0.1%
Jacksonville, FL [27260]	3	3	0.1%
Vallejo-Fairfield, CA [46700]	3	3	0.1%
Janesville, WI [27500]	3	3	0.1%
Tulsa, OK [46140]	3	2	0.1%
Green Bay, WI [24580]	3	2	0.1%
Fort Wayne, IN [23060]	3	2	0.1%
Oxnard-Thousand Oaks-Ventura, CA [37100]	3	2	0.1%
State College, PA [44300]	2	5	0.1%
Omaha-Council Bluffs, NE-IA [36540]	2	4	0.1%
Lincoln, NE [30700]	2	3	0.1%
Baton Rouge, LA [12940]	2	3	0.1%
Santa Rosa-Petaluma, CA [42220]	2	3	0.1%
Boise City-Nampa, ID [14260]	2	2	0.1%
Yuba City, CA [49700]	2	2	0.1%
Barnstable Town, MA [12700]	2	2	0.1%
Lynchburg, VA [31340]	2	2	0.1%
Norwich-New London, CT [35980]	2	2	0.1%
Colorado Springs, CO [17820]	2	2	0.1%
Charlotte-Gastonia-Concord, NC-SC [16740]	2	2	0.1%
Toledo, OH [45780]	2	2	0.1%
Columbia, SC [17900]	2	2	0.1%
Reading, PA [39740]	2	2	0.1%
Lexington-Fayette, KY [30460]	2	2	0.1%
Greenville-Mauldin-Easley, SC [24860]	2	1	0.1%
Chico, CA [17020]	2	1	0.1%
Salem, OR [41420]	2	1	0.1%

> TELEPHONIC COMMUNICATIONS [379] - {7434} : (188)

Metro Region	Patents	Inventors	% Of Class
New York-Northern New Jersey-Long Island, NY-NJ-PA [35620]	980	960	13.2%
San Jose-Sunnyvale-Santa Clara, CA [41940]	876	813	11.8%
San Francisco-Oakland-Fremont, CA [41860]	812	695	10.9%
Atlanta-Sandy Springs-Marietta, GA [12060]	765	519	10.3%
Chicago-Naperville-Joliet, IL-IN-WI [16980]	668	637	9%
Austin-Round Rock, TX [12420]	641	478	8.6%
Dallas-Fort Worth-Arlington, TX [19100]	516	571	6.9%
Boston-Cambridge-Quincy, MA-NH [14460]	376	415	5.1%
Seattle-Tacoma-Bellevue, WA [42660]	365	511	4.9%
Denver-Aurora, CO [19740]	336	311	4.5%
Washington-Arlington-Alexandria, DC-VA-MD-WV [47900]	299	315	4%
Kansas City, MO-KS [28140]	273	294	3.7%
Boulder, CO [14500]	239	177	3.2%
Raleigh-Cary, NC [39580]	238	274	3.2%
Durham, NC [20500]	237	280	3.2%
Miami-Fort Lauderdale-Pompano Beach, FL [33100]	198	150	2.7%
Philadelphia-Camden-Wilmington, PA-NJ-DE-MD [37980]	197	168	2.6%
Greeley, CO [24540]	165	111	2.2%
San Antonio, TX [41700]	140	107	1.9%
Laredo, TX [29700]	134	93	1.8%
San Diego-Carlsbad-San Marcos, CA [41740]	128	164	1.7%
Phoenix-Mesa-Scottsdale, AZ [38060]	115	102	1.5%
Santa Cruz-Watsonville, CA [42100]	107	84	1.4%
Allentown-Bethlehem-Easton, PA-NJ [10900]	97	61	1.3%
Columbus, OH [18140]	78	49	1%
Bridgeport-Stamford-Norwalk, CT [14860]	77	69	1%
Colorado Springs, CO [17820]	74	72	1%
Tampa-St. Petersburg-Clearwater, FL [45300]	70	75	0.9%

Omaha-Council Bluffs, NE-IA [36540]	63	72	0.8%
Portland-Vancouver-Beaverton, OR-WA [38900]	63	68	0.8%
Fort Collins-Loveland, CO [22660]	59	40	0.8%
Baltimore-Towson, MD [12580]	57	54	0.8%
Orlando-Kissimmee, FL [36740]	53	43	0.7%
Minneapolis-St. Paul-Bloomington, MN-WI [33460]	52	55	0.7%
Manchester-Nashua, NH [31700]	50	37	0.7%
Birmingham-Hoover, AL [13820]	50	32	0.7%
Oxnard-Thousand Oaks-Ventura, CA [37100]	49	40	0.7%
Palm Bay-Melbourne-Titusville, FL [37340]	48	29	0.6%
Salt Lake City, UT [41620]	45	45	0.6%
Indianapolis-Carmel, IN [26900]	44	56	0.6%
Detroit-Warren-Livonia, MI [19820]	44	51	0.6%
Trenton-Ewing, NJ [45940]	43	29	0.6%
Sacramento--Arden-Arcade--Roseville, CA [40900]	39	26	0.5%
Provo-Orem, UT [39340]	34	26	0.5%
Reading, PA [39740]	34	15	0.5%
Houston-Sugar Land-Baytown, TX [26420]	33	31	0.4%
Charlotte-Gastonia-Concord, NC-SC [16740]	32	34	0.4%
New Haven-Milford, CT [35300]	30	29	0.4%
Modesto, CA [33700]	29	15	0.4%
Worcester, MA [49340]	28	21	0.4%
Huntsville, AL [26620]	27	37	0.4%
St. Louis, MO-IL [41180]	26	30	0.3%
Milwaukee-Waukesha-West Allis, WI [33340]	26	19	0.3%
Madison, WI [31540]	25	19	0.3%
Cedar Rapids, IA [16300]	24	39	0.3%
Iowa City, IA [26980]	24	31	0.3%
Charlottesville, VA [16820]	22	11	0.3%
Rochester, NY [40380]	21	28	0.3%
Santa Rosa-Petaluma, CA [42220]	19	16	0.3%
Riverside-San Bernardino-Ontario, CA [40140]	19	14	0.3%
Yuba City, CA [49700]	19	9	0.3%
Ann Arbor, MI [11460]	18	10	0.2%
Richmond, VA [40060]	17	16	0.2%
Gainesville, GA [23580]	17	11	0.2%
Bremerton-Silverdale, WA [14740]	17	10	0.2%
Greensboro-High Point, NC [24660]	16	17	0.2%
Cleveland-Elyria-Mentor, OH [17460]	16	15	0.2%
Nashville-Davidson--Murfreesboro--Franklin, TN [34980]	16	14	0.2%
Hickory-Lenoir-Morganton, NC [25860]	16	8	0.2%
Pittsburgh, PA [38300]	15	15	0.2%
Las Vegas-Paradise, NV [29820]	15	13	0.2%
Ogden-Clearfield, UT [36260]	15	11	0.2%
Salinas, CA [41500]	15	9	0.2%
Hartford-West Hartford-East Hartford, CT [25540]	14	9	0.2%
Louisville/Jefferson County, KY-IN [31140]	13	11	0.2%
Providence-New Bedford-Fall River, RI-MA [39300]	13	9	0.2%
Deltona-Daytona Beach-Ormond Beach, FL [19660]	13	7	0.2%
Albuquerque, NM [10740]	13	7	0.2%
Jacksonville, FL [27260]	12	18	0.2%
Cincinnati-Middletown, OH-KY-IN [17140]	12	17	0.2%
Akron, OH [10420]	12	12	0.2%
South Bend-Mishawaka, IN-MI [43780]	12	6	0.2%
Rochester, MN [40340]	11	9	0.1%
Albany-Schenectady-Troy, NY [10580]	11	7	0.1%
Spokane, WA [44060]	11	7	0.1%
Chattanooga, TN-GA [16860]	11	7	0.1%
Knoxville, TN [28940]	11	2	0.1%
Columbia, SC [17900]	10	14	0.1%
Naples-Marco Island, FL [34940]	10	6	0.1%
Winston-Salem, NC [49180]	9	7	0.1%
Stockton, CA [44700]	9	5	0.1%
Salem, OR [41420]	9	4	0.1%
Tulsa, OK [46140]	8	10	0.1%

Buffalo-Niagara Falls, NY [15380]	8	9	0.1%
Tucson, AZ [46060]	8	7	0.1%
Topeka, KS [45820]	8	7	0.1%
Jackson, MS [27140]	8	7	0.1%
Niles-Benton Harbor, MI [35660]	8	4	0.1%
Waterloo-Cedar Falls, IA [47940]	8	2	0.1%
Barnstable Town, MA [12700]	7	11	0.1%
Vallejo-Fairfield, CA [46700]	7	8	0.1%
Lakeland, FL [29460]	7	7	0.1%
Dayton, OH [19380]	7	4	0.1%
Racine, WI [39540]	7	4	0.1%
Springfield, IL [44100]	6	8	0.1%
Lexington-Fayette, KY [30460]	6	7	0.1%
Syracuse, NY [45060]	6	7	0.1%
Burlington, NC [15500]	6	5	0.1%
Springfield, MA [44140]	6	4	0.1%
Ocala, FL [36100]	6	4	0.1%
Bend, OR [13460]	6	2	0.1%
Canton-Massillon, OH [15940]	6	2	0.1%
Mobile, AL [33660]	5	13	0.1%
Harrisburg-Carlisle, PA [25420]	5	9	0.1%
Oklahoma City, OK [36420]	5	7	0.1%
Portland-South Portland-Biddeford, ME [38860]	5	5	0.1%
Virginia Beach-Norfolk-Newport News, VA-NC [47260]	5	5	0.1%
Saginaw-Saginaw Township North, MI [40980]	5	5	0.1%
Cape Coral-Fort Myers, FL [15980]	5	3	0.1%
Lancaster, PA [29540]	5	3	0.1%
State College, PA [44300]	5	2	0.1%
Longview, TX [30980]	4	5	0.1%
York-Hanover, PA [49620]	4	3	0.1%
Norwich-New London, CT [35980]	4	3	0.1%
Flint, MI [22420]	4	3	0.1%
Pensacola-Ferry Pass-Brent, FL [37860]	4	3	0.1%
Warner Robins, GA [47580]	4	2	0.1%
Augusta-Richmond County, GA-SC [12260]	4	2	0.1%
Bowling Green, KY [14540]	4	2	0.1%
Boise City-Nampa, ID [14260]	3	7	0%
Johnson City, TN [27740]	3	4	0%
Hagerstown-Martinsburg, MD-WV [25180]	3	3	0%
Greenville-Mauldin-Easley, SC [24860]	3	3	0%
Kingsport-Bristol-Bristol, TN-VA [28700]	3	3	0%
Gainesville, FL [23540]	3	3	0%
Prescott, AZ [39140]	3	2	0%
Elkhart-Goshen, IN [21140]	3	2	0%
Punta Gorda, FL [39460]	3	2	0%
Memphis, TN-MS-AR [32820]	3	2	0%
Blacksburg-Christiansburg-Radford, VA [13980]	2	3	0%
Champaign-Urbana, IL [16580]	2	3	0%
Fargo, ND-MN [22020]	2	2	0%
Lynchburg, VA [31340]	2	2	0%
Eugene-Springfield, OR [21660]	2	2	0%
Merced, CA [32900]	2	2	0%
Lincoln, NE [30700]	2	2	0%
Macon, GA [31420]	2	2	0%
Wilmington, NC [48900]	2	2	0%
Corpus Christi, TX [18580]	2	2	0%
Muskegon-Norton Shores, MI [34740]	2	2	0%
Lubbock, TX [31180]	2	2	0%
Dover, DE [20100]	2	2	0%
Evansville, IN-KY [21780]	2	1	0%
McAllen-Edinburg-Mission, TX [32580]	2	1	0%
Monroe, LA [33740]	2	1	0%
Florence, SC [22500]	2	1	0%
Fayetteville-Springdale-Rogers, AR-MO [22220]	2	1	0%
Scranton--Wilkes-Barre, PA [42540]	2	1	0%

## &gt; CRYPTOGRAPHY [380] - {2567} : (140)

Metro Region	Patents	Inventors	% Of Class
San Jose-Sunnyvale-Santa Clara, CA [41940]	588	593	22.9%
San Francisco-Oakland-Fremont, CA [41860]	373	346	14.5%
San Diego-Carlsbad-San Marcos, CA [41740]	297	270	11.6%
New York-Northern New Jersey-Long Island, NY-NJ-PA [35620]	241	283	9.4%
Seattle-Tacoma-Bellevue, WA [42660]	232	341	9%
Boston-Cambridge-Quincy, MA-NH [14460]	203	178	7.9%
Portland-Vancouver-Beaverton, OR-WA [38900]	140	124	5.5%
Washington-Arlington-Alexandria, DC-VA-MD-WV [47900]	117	127	4.6%
Austin-Round Rock, TX [12420]	94	126	3.7%
Durham, NC [20500]	93	82	3.6%
Raleigh-Cary, NC [39580]	89	76	3.5%
Chicago-Naperville-Joliet, IL-IN-WI [16980]	78	102	3%
Phoenix-Mesa-Scottsdale, AZ [38060]	78	92	3%
Dallas-Fort Worth-Arlington, TX [19100]	66	88	2.6%
Atlanta-Sandy Springs-Marietta, GA [12060]	56	46	2.2%
Santa Cruz-Watsonville, CA [42100]	55	41	2.1%
Baltimore-Towson, MD [12580]	45	56	1.8%
Philadelphia-Camden-Wilmington, PA-NJ-DE-MD [37980]	38	40	1.5%
Miami-Fort Lauderdale-Pompano Beach, FL [33100]	34	38	1.3%
Sacramento--Arden-Arcade--Roseville, CA [40900]	31	25	1.2%
Boulder, CO [14500]	28	39	1.1%
Denver-Aurora, CO [19740]	27	36	1.1%
Trenton-Ewing, NJ [45940]	27	17	1.1%
Worcester, MA [49340]	26	22	1%
Bridgeport-Stamford-Norwalk, CT [14860]	26	22	1%
Rochester, NY [40380]	24	38	0.9%
Las Vegas-Paradise, NV [29820]	24	15	0.9%
Tucson, AZ [46060]	22	33	0.9%
Greeley, CO [24540]	22	25	0.9%
Minneapolis-St. Paul-Bloomington, MN-WI [33460]	22	21	0.9%
Oxnard-Thousand Oaks-Ventura, CA [37100]	19	21	0.7%
Fort Collins-Loveland, CO [22660]	19	18	0.7%
Palm Bay-Melbourne-Titusville, FL [37340]	18	10	0.7%
Kansas City, MO-KS [28140]	17	39	0.7%
Akron, OH [10420]	17	13	0.7%
Salt Lake City, UT [41620]	16	20	0.6%
Indianapolis-Carmel, IN [26900]	15	20	0.6%
Cedar Rapids, IA [16300]	14	24	0.5%
Charlotte-Gastonia-Concord, NC-SC [16740]	14	16	0.5%
Houston-Sugar Land-Baytown, TX [26420]	13	18	0.5%
Binghamton, NY [13780]	11	12	0.4%
Provo-Orem, UT [39340]	11	12	0.4%
Reno-Sparks, NV [39900]	11	12	0.4%
Manchester-Nashua, NH [31700]	11	10	0.4%
Vallejo-Fairfield, CA [46700]	11	8	0.4%
Iowa City, IA [26980]	10	18	0.4%
Detroit-Warren-Livonia, MI [19820]	10	10	0.4%
Providence-New Bedford-Fall River, RI-MA [39300]	9	7	0.4%
Modesto, CA [33700]	9	5	0.4%
Hartford-West Hartford-East Hartford, CT [25540]	9	4	0.4%
Rochester, MN [40340]	8	20	0.3%
Albuquerque, NM [10740]	8	14	0.3%
Richmond, VA [40060]	8	11	0.3%
Orlando-Kissimmee, FL [36740]	8	11	0.3%
Kingston, NY [28740]	8	9	0.3%
Pittsburgh, PA [38300]	7	10	0.3%
Allentown-Bethlehem-Easton, PA-NJ [10900]	7	9	0.3%
New Haven-Milford, CT [35300]	7	7	0.3%



Tampa-St. Petersburg-Clearwater, FL [45300]	6	12	0.2%
Ann Arbor, MI [11460]	6	7	0.2%
Ogden-Clearfield, UT [36260]	6	5	0.2%
Colorado Springs, CO [17820]	6	4	0.2%
Omaha-Council Bluffs, NE-IA [36540]	6	4	0.2%
Riverside-San Bernardino-Ontario, CA [40140]	6	3	0.2%
Boise City-Nampa, ID [14260]	5	9	0.2%
Greensboro-High Point, NC [24660]	5	7	0.2%
College Station-Bryan, TX [17780]	5	6	0.2%
Canton-Massillon, OH [15940]	5	6	0.2%
Albany-Schenectady-Troy, NY [10580]	5	5	0.2%
Syracuse, NY [45060]	5	4	0.2%
Madison, WI [31540]	5	4	0.2%
Cleveland-Elyria-Mentor, OH [17460]	5	3	0.2%
Yuba City, CA [49700]	5	2	0.2%
Cincinnati-Middletown, OH-KY-IN [17140]	4	5	0.2%
Champaign-Urbana, IL [16580]	4	5	0.2%
Charlottesville, VA [16820]	4	5	0.2%
Lexington-Fayette, KY [30460]	4	3	0.2%
Columbus, OH [18140]	4	3	0.2%
Bremerton-Silverdale, WA [14740]	4	3	0.2%
Hagerstown-Martinsburg, MD-WV [25180]	3	5	0.1%
Reading, PA [39740]	3	4	0.1%
San Antonio, TX [41700]	3	4	0.1%
Laredo, TX [29700]	3	4	0.1%
Huntsville, AL [26620]	3	4	0.1%
Columbia, MO [17860]	3	3	0.1%
Nashville-Davidson--Murfreesboro--Franklin, TN [34980]	3	3	0.1%
Salinas, CA [41500]	3	3	0.1%
Burlington, NC [15500]	3	2	0.1%
Norwich-New London, CT [35980]	3	2	0.1%
Pueblo, CO [39380]	3	1	0.1%
Santa Rosa-Petaluma, CA [42220]	2	6	0.1%
Lynchburg, VA [31340]	2	4	0.1%
Milwaukee-Waukesha-West Allis, WI [33340]	2	4	0.1%
Jacksonville, FL [27260]	2	4	0.1%
Ocala, FL [36100]	2	4	0.1%
Cape Coral-Fort Myers, FL [15980]	2	3	0.1%
Naples-Marco Island, FL [34940]	2	3	0.1%
Springfield, MA [44140]	2	3	0.1%
Winston-Salem, NC [49180]	2	3	0.1%
Gainesville, FL [23540]	2	2	0.1%
Harrisburg-Carlisle, PA [25420]	2	2	0.1%
Charleston-North Charleston, SC [16700]	2	2	0.1%
Salem, OR [41420]	2	2	0.1%
State College, PA [44300]	2	2	0.1%
Gainesville, GA [23580]	2	2	0.1%
Springfield, MO [44180]	2	2	0.1%
Stockton, CA [44700]	2	2	0.1%
Portland-South Portland-Biddeford, ME [38860]	2	1	0.1%
Eugene-Springfield, OR [21660]	2	1	0.1%
Des Moines-West Des Moines, IA [19780]	2	1	0.1%
Virginia Beach-Norfolk-Newport News, VA-NC [47260]	2	1	0.1%

> ELECTRICAL AUDIO SIGNAL PROCESSING SYSTEMS AND DEVICES [381] - {3173} : (171)

Metro Region	Patents	Inventors	% Of Class
San Jose-Sunnyvale-Santa Clara, CA [41940]	449	413	14.2%
San Francisco-Oakland-Fremont, CA [41860]	410	392	12.9%
Boston-Cambridge-Quincy, MA-NH [14460]	303	284	9.5%
Chicago-Naperville-Joliet, IL-IN-WI [16980]	195	216	6.1%
New York-Northern New Jersey-Long Island, NY-NJ-PA [35620]	193	202	6.1%

San Diego-Carlsbad-San Marcos, CA [41740]	178	165	5.6%
Seattle-Tacoma-Bellevue, WA [42660]	158	200	5%
Minneapolis-St. Paul-Bloomington, MN-WI [33460]	143	95	4.5%
Santa Cruz-Watsonville, CA [42100]	139	108	4.4%
Detroit-Warren-Livonia, MI [19820]	116	109	3.7%
Austin-Round Rock, TX [12420]	106	106	3.3%
Worcester, MA [49340]	95	65	3%
Oxnard-Thousand Oaks-Ventura, CA [37100]	94	62	3%
Miami-Fort Lauderdale-Pompano Beach, FL [33100]	89	83	2.8%
Boulder, CO [14500]	67	42	2.1%
Indianapolis-Carmel, IN [26900]	64	66	2%
Atlanta-Sandy Springs-Marietta, GA [12060]	61	68	1.9%
Phoenix-Mesa-Scottsdale, AZ [38060]	59	64	1.9%
Portland-Vancouver-Beaverton, OR-WA [38900]	57	66	1.8%
Dallas-Fort Worth-Arlington, TX [19100]	54	54	1.7%
Ann Arbor, MI [11460]	48	48	1.5%
Durham, NC [20500]	46	70	1.4%
Washington-Arlington-Alexandria, DC-VA-MD-WV [47900]	45	40	1.4%
Raleigh-Cary, NC [39580]	43	62	1.4%
Philadelphia-Camden-Wilmington, PA-NJ-DE-MD [37980]	40	29	1.3%
Denver-Aurora, CO [19740]	39	28	1.2%
Salt Lake City, UT [41620]	32	39	1%
Baltimore-Towson, MD [12580]	28	31	0.9%
Greeley, CO [24540]	28	28	0.9%
Providence-New Bedford-Fall River, RI-MA [39300]	26	20	0.8%
Nashville-Davidson--Murfreesboro--Franklin, TN [34980]	25	17	0.8%
Trenton-Ewing, NJ [45940]	25	15	0.8%
Houston-Sugar Land-Baytown, TX [26420]	24	32	0.8%
Fort Collins-Loveland, CO [22660]	24	27	0.8%
Provo-Orem, UT [39340]	24	24	0.8%
Pittsburgh, PA [38300]	23	32	0.7%
Bloomington, IN [14020]	23	13	0.7%
Manchester-Nashua, NH [31700]	21	20	0.7%
Colorado Springs, CO [17820]	20	12	0.6%
Riverside-San Bernardino-Ontario, CA [40140]	19	18	0.6%
Niles-Benton Harbor, MI [35660]	18	10	0.6%
Blacksburg-Christiansburg-Radford, VA [13980]	17	14	0.5%
Santa Rosa-Petaluma, CA [42220]	16	7	0.5%
Columbus, OH [18140]	15	24	0.5%
Orlando-Kissimmee, FL [36740]	15	18	0.5%
Rochester, MN [40340]	15	8	0.5%
Bridgeport-Stamford-Norwalk, CT [14860]	14	11	0.4%
Las Vegas-Paradise, NV [29820]	14	8	0.4%
Virginia Beach-Norfolk-Newport News, VA-NC [47260]	13	15	0.4%
Rochester, NY [40380]	13	15	0.4%
Kalamazoo-Portage, MI [28020]	13	11	0.4%
New Haven-Milford, CT [35300]	12	12	0.4%
Cleveland-Elyria-Mentor, OH [17460]	12	10	0.4%
Binghamton, NY [13780]	12	6	0.4%
Fort Wayne, IN [23060]	12	2	0.4%
Champaign-Urbana, IL [16580]	11	17	0.3%
Madison, WI [31540]	11	13	0.3%
St. Louis, MO-IL [41180]	11	10	0.3%
Milwaukee-Waukesha-West Allis, WI [33340]	10	13	0.3%
Tampa-St. Petersburg-Clearwater, FL [45300]	10	12	0.3%
Richmond, VA [40060]	10	12	0.3%
Cincinnati-Middletown, OH-KY-IN [17140]	10	11	0.3%
Kansas City, MO-KS [28140]	10	9	0.3%
Flint, MI [22420]	10	4	0.3%
Johnson City, TN [27740]	10	3	0.3%
Gainesville, FL [23540]	9	15	0.3%
Palm Bay-Melbourne-Titusville, FL [37340]	9	11	0.3%
Hartford-West Hartford-East Hartford, CT [25540]	9	10	0.3%
Tulsa, OK [46140]	9	8	0.3%
Dayton, OH [19380]	9	6	0.3%

San Antonio, TX [41700]	8	14	0.3%
Portland-South Portland-Biddeford, ME [38860]	8	10	0.3%
Modesto, CA [33700]	8	10	0.3%
Boise City-Nampa, ID [14260]	8	6	0.3%
Des Moines-West Des Moines, IA [19780]	8	3	0.3%
Sacramento--Arden-Arcade--Roseville, CA [40900]	7	10	0.2%
Syracuse, NY [45060]	7	7	0.2%
Reno-Sparks, NV [39900]	7	7	0.2%
Lexington-Fayette, KY [30460]	7	7	0.2%
Springfield, MA [44140]	7	4	0.2%
Louisville/Jefferson County, KY-IN [31140]	6	11	0.2%
Laredo, TX [29700]	6	10	0.2%
Allentown-Bethlehem-Easton, PA-NJ [10900]	6	8	0.2%
Salinas, CA [41500]	6	7	0.2%
Vallejo-Fairfield, CA [46700]	6	7	0.2%
Roanoke, VA [40220]	6	6	0.2%
Columbia, SC [17900]	6	5	0.2%
Akron, OH [10420]	6	5	0.2%
Tucson, AZ [46060]	6	5	0.2%
Burlington-South Burlington, VT [15540]	6	4	0.2%
Oklahoma City, OK [36420]	5	8	0.2%
State College, PA [44300]	5	7	0.2%
Lancaster, PA [29540]	5	7	0.2%
Albuquerque, NM [10740]	5	6	0.2%
Peoria, IL [37900]	5	5	0.2%
Elkhart-Goshen, IN [21140]	5	4	0.2%
Racine, WI [39540]	5	4	0.2%
Salem, OR [41420]	5	4	0.2%
South Bend-Mishawaka, IN-MI [43780]	5	4	0.2%
Lubbock, TX [31180]	5	1	0.2%
Albany-Schenectady-Troy, NY [10580]	4	7	0.1%
Huntsville, AL [26620]	4	5	0.1%
Omaha-Council Bluffs, NE-IA [36540]	4	5	0.1%
Deltona-Daytona Beach-Ormond Beach, FL [19660]	4	4	0.1%
Kingsport-Bristol-Bristol, TN-VA [28700]	4	4	0.1%
Knoxville, TN [28940]	4	3	0.1%
Charlottesville, VA [16820]	4	1	0.1%
Bakersfield, CA [12540]	4	1	0.1%
Midland, TX [33260]	4	1	0.1%
Reading, PA [39740]	3	5	0.1%
Grand Rapids-Wyoming, MI [24340]	3	4	0.1%
Charlotte-Gastonia-Concord, NC-SC [16740]	3	3	0.1%
Burlington, NC [15500]	3	3	0.1%
Jacksonville, FL [27260]	3	3	0.1%
Iowa City, IA [26980]	3	3	0.1%
Charleston-North Charleston, SC [16700]	3	3	0.1%
Fresno, CA [23420]	3	3	0.1%
Pensacola-Ferry Pass-Brent, FL [37860]	3	2	0.1%
Harrisburg-Carlisle, PA [25420]	3	2	0.1%
Hagerstown-Martinsburg, MD-WV [25180]	3	2	0.1%
New Orleans-Metairie-Kenner, LA [35380]	2	6	0.1%
Chattanooga, TN-GA [16860]	2	5	0.1%
Lincoln, NE [30700]	2	3	0.1%
Topeka, KS [45820]	2	3	0.1%
Wilmington, NC [48900]	2	2	0.1%
Cedar Rapids, IA [16300]	2	2	0.1%
Buffalo-Niagara Falls, NY [15380]	2	2	0.1%
Cape Coral-Fort Myers, FL [15980]	2	2	0.1%
Norwich-New London, CT [35980]	2	2	0.1%
Visalia-Porterville, CA [47300]	2	2	0.1%
Greensboro-High Point, NC [24660]	2	2	0.1%
Gainesville, GA [23580]	2	2	0.1%
Bremerton-Silverdale, WA [14740]	2	2	0.1%
Barnstable Town, MA [12700]	2	2	0.1%
Baton Rouge, LA [12940]	2	2	0.1%

Merced, CA [32900]	2	2	0.1%
San Luis Obispo-Paso Robles, CA [42020]	2	2	0.1%
Memphis, TN-MS-AR [32820]	2	1	0.1%
Yuma, AZ [49740]	2	1	0.1%
Waco, TX [47380]	2	1	0.1%

> IMAGE ANALYSIS [382] - {13912} : (204)

Metro Region	Patents	Inventors	% Of Class
San Jose-Sunnyvale-Santa Clara, CA [41940]	2744	2013	19.7%
San Francisco-Oakland-Fremont, CA [41860]	2121	1469	15.2%
New York-Northern New Jersey-Long Island, NY-NJ-PA [35620]	1560	1107	11.2%
Seattle-Tacoma-Bellevue, WA [42660]	1355	1294	9.7%
Boston-Cambridge-Quincy, MA-NH [14460]	978	889	7%
Rochester, NY [40380]	882	645	6.3%
Portland-Vancouver-Beaverton, OR-WA [38900]	764	350	5.5%
San Diego-Carlsbad-San Marcos, CA [41740]	585	549	4.2%
Washington-Arlington-Alexandria, DC-VA-MD-WV [47900]	451	436	3.2%
Trenton-Ewing, NJ [45940]	448	205	3.2%
Chicago-Naperville-Joliet, IL-IN-WI [16980]	403	375	2.9%
Philadelphia-Camden-Wilmington, PA-NJ-DE-MD [37980]	390	247	2.8%
Milwaukee-Waukesha-West Allis, WI [33340]	273	227	2%
Dallas-Fort Worth-Arlington, TX [19100]	265	275	1.9%
Phoenix-Mesa-Scottsdale, AZ [38060]	253	217	1.8%
Boulder, CO [14500]	228	195	1.6%
Santa Cruz-Watsonville, CA [42100]	200	124	1.4%
Albany-Schenectady-Troy, NY [10580]	199	199	1.4%
Austin-Round Rock, TX [12420]	191	196	1.4%
Greeley, CO [24540]	191	173	1.4%
Durham, NC [20500]	182	201	1.3%
Fort Collins-Loveland, CO [22660]	169	141	1.2%
Pittsburgh, PA [38300]	168	174	1.2%
Minneapolis-St. Paul-Bloomington, MN-WI [33460]	167	139	1.2%
Houston-Sugar Land-Baytown, TX [26420]	154	157	1.1%
Denver-Aurora, CO [19740]	153	137	1.1%
Oxnard-Thousand Oaks-Ventura, CA [37100]	148	83	1.1%
Atlanta-Sandy Springs-Marietta, GA [12060]	139	141	1%
Raleigh-Cary, NC [39580]	138	138	1%
Baltimore-Towson, MD [12580]	136	147	1%
Palm Bay-Melbourne-Titusville, FL [37340]	134	147	1%
Bridgeport-Stamford-Norwalk, CT [14860]	131	85	0.9%
Detroit-Warren-Livonia, MI [19820]	120	111	0.9%
Orlando-Kissimmee, FL [36740]	106	108	0.8%
Ann Arbor, MI [11460]	101	96	0.7%
Miami-Fort Lauderdale-Pompano Beach, FL [33100]	98	78	0.7%
Charlotte-Gastonia-Concord, NC-SC [16740]	88	77	0.6%
Albuquerque, NM [10740]	86	92	0.6%
Cincinnati-Middletown, OH-KY-IN [17140]	77	82	0.6%
Champaign-Urbana, IL [16580]	77	63	0.6%
Cleveland-Elyria-Mentor, OH [17460]	76	57	0.5%
Providence-New Bedford-Fall River, RI-MA [39300]	75	75	0.5%
Madison, WI [31540]	69	92	0.5%
Boise City-Nampa, ID [14260]	69	72	0.5%
Tampa-St. Petersburg-Clearwater, FL [45300]	68	69	0.5%
Binghamton, NY [13780]	65	63	0.5%
Tucson, AZ [46060]	60	63	0.4%
Knoxville, TN [28940]	60	60	0.4%
Manchester-Nashua, NH [31700]	58	48	0.4%
New Haven-Milford, CT [35300]	58	41	0.4%
Sacramento--Arden-Arcade--Roseville, CA [40900]	57	52	0.4%
St. Louis, MO-IL [41180]	54	45	0.4%
Worcester, MA [49340]	51	43	0.4%

Riverside-San Bernardino-Ontario, CA [40140]	50	55	0.4%
Columbus, OH [18140]	49	48	0.4%
Rochester, MN [40340]	49	43	0.4%
Modesto, CA [33700]	48	35	0.3%
San Antonio, TX [41700]	46	51	0.3%
Lexington-Fayette, KY [30460]	45	64	0.3%
Hartford-West Hartford-East Hartford, CT [25540]	44	38	0.3%
Laredo, TX [29700]	43	45	0.3%
State College, PA [44300]	42	33	0.3%
Buffalo-Niagara Falls, NY [15380]	39	24	0.3%
Indianapolis-Carmel, IN [26900]	38	47	0.3%
Salt Lake City, UT [41620]	38	42	0.3%
Springfield, MA [44140]	38	26	0.3%
Santa Rosa-Petaluma, CA [42220]	35	22	0.3%
Bremerton-Silverdale, WA [14740]	35	20	0.3%
Kansas City, MO-KS [28140]	34	44	0.2%
Akron, OH [10420]	34	34	0.2%
Virginia Beach-Norfolk-Newport News, VA-NC [47260]	34	31	0.2%
Tallahassee, FL [45220]	34	20	0.2%
Las Vegas-Paradise, NV [29820]	32	22	0.2%
Burlington-South Burlington, VT [15540]	30	38	0.2%
Dayton, OH [19380]	30	23	0.2%
Iowa City, IA [26980]	29	42	0.2%
Syracuse, NY [45060]	29	33	0.2%
Gainesville, FL [23540]	29	26	0.2%
Nashville-Davidson--Murfreesboro--Franklin, TN [34980]	24	28	0.2%
Louisville/Jefferson County, KY-IN [31140]	23	17	0.2%
Provo-Orem, UT [39340]	22	29	0.2%
Huntsville, AL [26620]	21	29	0.2%
Allentown-Bethlehem-Easton, PA-NJ [10900]	20	20	0.1%
Richmond, VA [40060]	19	22	0.1%
New Orleans-Metairie-Kenner, LA [35380]	19	20	0.1%
Reno-Sparks, NV [39900]	19	19	0.1%
Charlottesville, VA [16820]	19	16	0.1%
Colorado Springs, CO [17820]	19	15	0.1%
Bakersfield, CA [12540]	18	32	0.1%
Lansing-East Lansing, MI [29620]	18	14	0.1%
Cedar Rapids, IA [16300]	17	19	0.1%
Blacksburg-Christiansburg-Radford, VA [13980]	17	17	0.1%
Vallejo-Fairfield, CA [46700]	17	15	0.1%
Stockton, CA [44700]	17	11	0.1%
Racine, WI [39540]	17	11	0.1%
Fresno, CA [23420]	16	23	0.1%
Panama City-Lynn Haven, FL [37460]	15	14	0.1%
Winston-Salem, NC [49180]	14	14	0.1%
Topeka, KS [45820]	14	12	0.1%
Des Moines-West Des Moines, IA [19780]	14	12	0.1%
Ogden-Clearfield, UT [36260]	14	10	0.1%
Port St. Lucie, FL [38940]	13	10	0.1%
Las Cruces, NM [29740]	13	9	0.1%
Salem, OR [41420]	13	8	0.1%
South Bend-Mishawaka, IN-MI [43780]	13	7	0.1%
Jacksonville, FL [27260]	12	12	0.1%
Gulfport-Biloxi, MS [25060]	12	11	0.1%
Memphis, TN-MS-AR [32820]	12	8	0.1%
Lakeland, FL [29460]	12	8	0.1%
Eugene-Springfield, OR [21660]	11	16	0.1%
Yuba City, CA [49700]	11	11	0.1%
Fort Wayne, IN [23060]	11	11	0.1%
Hickory-Lenoir-Morganton, NC [25860]	11	8	0.1%
Peoria, IL [37900]	10	12	0.1%
Greenville-Mauldin-Easley, SC [24860]	10	9	0.1%
Grand Rapids-Wyoming, MI [24340]	9	14	0.1%
Tulsa, OK [46140]	9	14	0.1%
Omaha-Council Bluffs, NE-IA [36540]	9	12	0.1%

Oklahoma City, OK [36420]	9	11	0.1%
Barnstable Town, MA [12700]	9	7	0.1%
Kennewick-Richland-Pasco, WA [28420]	8	32	0.1%
Wichita, KS [48620]	8	11	0.1%
Kingston, NY [28740]	8	7	0.1%
Flint, MI [22420]	8	7	0.1%
Norwich-New London, CT [35980]	8	5	0.1%
Little Rock-North Little Rock-Conway, AR [30780]	7	8	0.1%
Olympia, WA [36500]	7	6	0.1%
Bellingham, WA [13380]	7	5	0.1%
Davenport-Moline-Rock Island, IA-IL [19340]	7	3	0.1%
Portland-South Portland-Biddeford, ME [38860]	6	10	0%
Toledo, OH [45780]	6	8	0%
Rockford, IL [40420]	6	6	0%
Jackson, MI [27100]	6	4	0%
Columbia, MO [17860]	5	9	0%
San Luis Obispo-Paso Robles, CA [42020]	5	6	0%
El Paso, TX [21340]	5	6	0%
College Station-Bryan, TX [17780]	5	5	0%
Visalia-Porterville, CA [47300]	5	5	0%
Reading, PA [39740]	5	4	0%
Burlington, NC [15500]	5	3	0%
Fargo, ND-MN [22020]	5	3	0%
Salinas, CA [41500]	5	3	0%
Springfield, MO [44180]	5	1	0%
Lincoln, NE [30700]	4	6	0%
Fayetteville-Springdale-Rogers, AR-MO [22220]	4	5	0%
Appleton, WI [11540]	4	5	0%
Birmingham-Hoover, AL [13820]	4	5	0%
Lancaster, PA [29540]	4	4	0%
Roanoke, VA [40220]	4	3	0%
Savannah, GA [42340]	4	2	0%
Bloomington, IN [14020]	3	5	0%
Pensacola-Ferry Pass-Brent, FL [37860]	3	4	0%
Canton-Massillon, OH [15940]	3	4	0%
Columbia, SC [17900]	3	4	0%
Greensboro-High Point, NC [24660]	3	4	0%
Bend, OR [13460]	3	4	0%
Baton Rouge, LA [12940]	3	4	0%
Elkhart-Goshen, IN [21140]	3	3	0%
Lubbock, TX [31180]	3	3	0%
Utica-Rome, NY [46540]	3	3	0%
Asheville, NC [11700]	3	3	0%
St. Cloud, MN [41060]	3	2	0%
Corpus Christi, TX [18580]	3	2	0%
York-Hanover, PA [49620]	3	2	0%
Sioux City, IA-NE-SD [43580]	3	2	0%
Hagerstown-Martinsburg, MD-WV [25180]	3	2	0%
Athens-Clarke County, GA [12020]	2	5	0%
Wilmington, NC [48900]	2	4	0%
Duluth, MN-WI [20260]	2	3	0%
Oshkosh-Neenah, WI [36780]	2	3	0%
Anchorage, AK [11260]	2	3	0%
Jackson, MS [27140]	2	2	0%
Spokane, WA [44060]	2	2	0%
Tuscaloosa, AL [46220]	2	2	0%
Killeen-Temple-Fort Hood, TX [28660]	2	2	0%
Green Bay, WI [24580]	2	2	0%
Kalamazoo-Portage, MI [28020]	2	2	0%
Janesville, WI [27500]	2	2	0%
Atlantic City, NJ [12100]	2	2	0%
Erie, PA [21500]	2	2	0%
Augusta-Richmond County, GA-SC [12260]	2	2	0%
Punta Gorda, FL [39460]	2	1	0%
Niles-Benton Harbor, MI [35660]	2	1	0%

## &gt; FLEXIBLE BAGS [383] - {408} : (101)

Metro Region	Patents	Inventors	% Of Class
Chicago-Naperville-Joliet, IL-IN-WI [16980]	105	94	25.7%
New York-Northern New Jersey-Long Island, NY-NJ-PA [35620]	58	57	14.2%
Appleton, WI [11540]	28	18	6.9%
Atlanta-Sandy Springs-Marietta, GA [12060]	26	20	6.4%
Saginaw-Saginaw Township North, MI [40980]	26	8	6.4%
Cincinnati-Middletown, OH-KY-IN [17140]	22	27	5.4%
Oshkosh-Neenah, WI [36780]	18	11	4.4%
Detroit-Warren-Livonia, MI [19820]	16	11	3.9%
San Francisco-Oakland-Fremont, CA [41860]	13	17	3.2%
Rochester, NY [40380]	12	14	2.9%
Racine, WI [39540]	12	9	2.9%
Boston-Cambridge-Quincy, MA-NH [14460]	10	12	2.5%
Greenville-Mauldin-Easley, SC [24860]	10	10	2.5%
Spartanburg, SC [43900]	10	9	2.5%
Indianapolis-Carmel, IN [26900]	10	6	2.5%
Dallas-Fort Worth-Arlington, TX [19100]	9	11	2.2%
Minneapolis-St. Paul-Bloomington, MN-WI [33460]	8	5	2%
Philadelphia-Camden-Wilmington, PA-NJ-DE-MD [37980]	7	8	1.7%
San Jose-Sunnyvale-Santa Clara, CA [41940]	7	8	1.7%
Ann Arbor, MI [11460]	6	5	1.5%
Portland-Vancouver-Beaverton, OR-WA [38900]	5	12	1.2%
Cleveland-Elyria-Mentor, OH [17460]	5	8	1.2%
Florence, SC [22500]	5	6	1.2%
Manchester-Nashua, NH [31700]	5	5	1.2%
Green Bay, WI [24580]	5	5	1.2%
Milwaukee-Waukesha-West Allis, WI [33340]	5	4	1.2%
Allentown-Bethlehem-Easton, PA-NJ [10900]	5	4	1.2%
Kalamazoo-Portage, MI [28020]	5	2	1.2%
Richmond, VA [40060]	4	7	1%
Baton Rouge, LA [12940]	4	5	1%
Worcester, MA [49340]	4	4	1%
Asheville, NC [11700]	4	3	1%
Bridgeport-Stamford-Norwalk, CT [14860]	4	2	1%
Columbus, OH [18140]	3	7	0.7%
San Diego-Carlsbad-San Marcos, CA [41740]	3	4	0.7%
Denver-Aurora, CO [19740]	3	4	0.7%
Houston-Sugar Land-Baytown, TX [26420]	3	4	0.7%
Washington-Arlington-Alexandria, DC-VA-MD-WV [47900]	3	3	0.7%
Miami-Fort Lauderdale-Pompano Beach, FL [33100]	3	3	0.7%
Columbia, SC [17900]	3	3	0.7%
Baltimore-Towson, MD [12580]	2	4	0.5%
San Antonio, TX [41700]	2	3	0.5%
Phoenix-Mesa-Scottsdale, AZ [38060]	2	3	0.5%
Pensacola-Ferry Pass-Brent, FL [37860]	2	3	0.5%
Greeley, CO [24540]	2	3	0.5%
Seattle-Tacoma-Bellevue, WA [42660]	2	3	0.5%
San Luis Obispo-Paso Robles, CA [42020]	2	3	0.5%
Akron, OH [10420]	2	3	0.5%
Kansas City, MO-KS [28140]	2	3	0.5%
Madison, WI [31540]	2	2	0.5%
Cape Coral-Fort Myers, FL [15980]	2	2	0.5%
Lansing-East Lansing, MI [29620]	2	2	0.5%
Lafayette, LA [29180]	2	2	0.5%
Nashville-Davidson--Murfreesboro--Franklin, TN [34980]	2	2	0.5%
Jackson, MI [27100]	2	2	0.5%
Mobile, AL [33660]	2	2	0.5%
Springfield, MO [44180]	2	2	0.5%
Providence-New Bedford-Fall River, RI-MA [39300]	2	2	0.5%

Pittsburgh, PA [38300]	2	2	0.5%
Lynchburg, VA [31340]	2	1	0.5%
Springfield, IL [44100]	2	1	0.5%
Grand Rapids-Wyoming, MI [24340]	2	1	0.5%

> BEARINGS [384] - {521} : (106)

Metro Region	Patents	Inventors	% Of Class
Detroit-Warren-Livonia, MI [19820]	54	77	10.4%
Santa Cruz-Watsonville, CA [42100]	45	34	8.6%
San Jose-Sunnyvale-Santa Clara, CA [41940]	40	33	7.7%
Hartford-West Hartford-East Hartford, CT [25540]	33	33	6.3%
Provo-Orem, UT [39340]	29	12	5.6%
Chicago-Naperville-Joliet, IL-IN-WI [16980]	24	32	4.6%
Charlotte-Gastonia-Concord, NC-SC [16740]	21	22	4%
Canton-Massillon, OH [15940]	18	28	3.5%
Phoenix-Mesa-Scottsdale, AZ [38060]	16	31	3.1%
Indianapolis-Carmel, IN [26900]	15	17	2.9%
San Francisco-Oakland-Fremont, CA [41860]	15	14	2.9%
New York-Northern New Jersey-Long Island, NY-NJ-PA [35620]	14	21	2.7%
Ann Arbor, MI [11460]	14	16	2.7%
Greenville-Mauldin-Easley, SC [24860]	14	14	2.7%
Philadelphia-Camden-Wilmington, PA-NJ-DE-MD [37980]	13	20	2.5%
Akron, OH [10420]	13	12	2.5%
Cincinnati-Middletown, OH-KY-IN [17140]	12	25	2.3%
Worcester, MA [49340]	12	14	2.3%
Salinas, CA [41500]	12	4	2.3%
San Diego-Carlsbad-San Marcos, CA [41740]	11	30	2.1%
Richmond, VA [40060]	11	14	2.1%
Houston-Sugar Land-Baytown, TX [26420]	10	12	1.9%
Cleveland-Elyria-Mentor, OH [17460]	10	10	1.9%
Springfield, MA [44140]	10	9	1.9%
Milwaukee-Waukesha-West Allis, WI [33340]	9	12	1.7%
Bridgeport-Stamford-Norwalk, CT [14860]	9	10	1.7%
Miami-Fort Lauderdale-Pompano Beach, FL [33100]	8	9	1.5%
Rockford, IL [40420]	8	7	1.5%
South Bend-Mishawaka, IN-MI [43780]	8	6	1.5%
Spartanburg, SC [43900]	8	5	1.5%
Norwich-New London, CT [35980]	8	5	1.5%
Boston-Cambridge-Quincy, MA-NH [14460]	7	11	1.3%
Toledo, OH [45780]	7	9	1.3%
Oxnard-Thousand Oaks-Ventura, CA [37100]	7	3	1.3%
Port St. Lucie, FL [38940]	6	6	1.2%
Providence-New Bedford-Fall River, RI-MA [39300]	6	5	1.2%
Seattle-Tacoma-Bellevue, WA [42660]	5	9	1%
Davenport-Moline-Rock Island, IA-IL [19340]	5	8	1%
Tulsa, OK [46140]	5	5	1%
Kalamazoo-Portage, MI [28020]	5	5	1%
Rochester, NY [40380]	5	4	1%
Youngstown-Warren-Boardman, OH-PA [49660]	5	3	1%
Fort Wayne, IN [23060]	4	10	0.8%
Portland-Vancouver-Beaverton, OR-WA [38900]	4	7	0.8%
Des Moines-West Des Moines, IA [19780]	4	6	0.8%
New Haven-Milford, CT [35300]	4	4	0.8%
Oklahoma City, OK [36420]	4	3	0.8%
Pittsburgh, PA [38300]	3	8	0.6%
Saginaw-Saginaw Township North, MI [40980]	3	5	0.6%
St. Louis, MO-IL [41180]	3	5	0.6%
Salt Lake City, UT [41620]	3	5	0.6%
Minneapolis-St. Paul-Bloomington, MN-WI [33460]	3	4	0.6%
Madison, WI [31540]	3	4	0.6%
Baltimore-Towson, MD [12580]	3	3	0.6%



Atlanta-Sandy Springs-Marietta, GA [12060]	3	3	0.6%
Flint, MI [22420]	3	3	0.6%
Columbus, OH [18140]	3	3	0.6%
Kingston, NY [28740]	3	3	0.6%
Allentown-Bethlehem-Easton, PA-NJ [10900]	3	3	0.6%
Sacramento--Arden-Arcade--Roseville, CA [40900]	3	2	0.6%
Asheville, NC [11700]	2	5	0.4%
Tucson, AZ [46060]	2	4	0.4%
Peoria, IL [37900]	2	4	0.4%
Rochester, MN [40340]	2	4	0.4%
Albany-Schenectady-Troy, NY [10580]	2	3	0.4%
Washington-Arlington-Alexandria, DC-VA-MD-WV [47900]	2	2	0.4%
Janesville, WI [27500]	2	2	0.4%
Utica-Rome, NY [46540]	2	2	0.4%
Tampa-St. Petersburg-Clearwater, FL [45300]	2	2	0.4%
Dallas-Fort Worth-Arlington, TX [19100]	2	2	0.4%
Cedar Rapids, IA [16300]	2	2	0.4%
Riverside-San Bernardino-Ontario, CA [40140]	2	2	0.4%
Syracuse, NY [45060]	2	1	0.4%
Winston-Salem, NC [49180]	2	1	0.4%

> OPTICAL WAVEGUIDES [385] - {6592} : (184)

Metro Region	Patents	Inventors	% Of Class
San Jose-Sunnyvale-Santa Clara, CA [41940]	1325	1070	20.1%
San Francisco-Oakland-Fremont, CA [41860]	940	649	14.3%
New York-Northern New Jersey-Long Island, NY-NJ-PA [35620]	665	535	10.1%
Minneapolis-St. Paul-Bloomington, MN-WI [33460]	471	205	7.1%
Boston-Cambridge-Quincy, MA-NH [14460]	458	468	6.9%
Hickory-Lenoir-Morganton, NC [25860]	453	331	6.9%
Dallas-Fort Worth-Arlington, TX [19100]	372	288	5.6%
Chicago-Naperville-Joliet, IL-IN-WI [16980]	226	258	3.4%
Seattle-Tacoma-Bellevue, WA [42660]	207	162	3.1%
Atlanta-Sandy Springs-Marietta, GA [12060]	186	175	2.8%
Worcester, MA [49340]	185	105	2.8%
San Diego-Carlsbad-San Marcos, CA [41740]	175	136	2.7%
Baltimore-Towson, MD [12580]	139	124	2.1%
Phoenix-Mesa-Scottsdale, AZ [38060]	137	164	2.1%
Washington-Arlington-Alexandria, DC-VA-MD-WV [47900]	131	139	2%
Austin-Round Rock, TX [12420]	118	118	1.8%
Philadelphia-Camden-Wilmington, PA-NJ-DE-MD [37980]	112	94	1.7%
Hartford-West Hartford-East Hartford, CT [25540]	100	83	1.5%
Santa Cruz-Watsonville, CA [42100]	99	60	1.5%
Allentown-Bethlehem-Easton, PA-NJ [10900]	95	59	1.4%
Boulder, CO [14500]	88	98	1.3%
Houston-Sugar Land-Baytown, TX [26420]	85	100	1.3%
Durham, NC [20500]	83	65	1.3%
Portland-Vancouver-Beaverton, OR-WA [38900]	82	88	1.2%
Raleigh-Cary, NC [39580]	81	84	1.2%
Harrisburg-Carlisle, PA [25420]	81	75	1.2%
Denver-Aurora, CO [19740]	78	75	1.2%
Blacksburg-Christiansburg-Radford, VA [13980]	76	77	1.2%
Oxnard-Thousand Oaks-Ventura, CA [37100]	73	63	1.1%
Charlotte-Gastonia-Concord, NC-SC [16740]	72	43	1.1%
Ann Arbor, MI [11460]	70	57	1.1%
Palm Bay-Melbourne-Titusville, FL [37340]	65	61	1%
Albany-Schenectady-Troy, NY [10580]	64	92	1%
Rochester, NY [40380]	64	70	1%
New Haven-Milford, CT [35300]	62	40	0.9%
York-Hanover, PA [49620]	62	35	0.9%
Modesto, CA [33700]	59	43	0.9%
Albuquerque, NM [10740]	57	74	0.9%

Trenton-Ewing, NJ [45940]	57	50	0.9%
Orlando-Kissimmee, FL [36740]	57	45	0.9%
Detroit-Warren-Livonia, MI [19820]	52	41	0.8%
Manchester-Nashua, NH [31700]	49	47	0.7%
Wilmington, NC [48900]	48	28	0.7%
Greenville-Mauldin-Easley, SC [24860]	45	39	0.7%
Reading, PA [39740]	45	20	0.7%
Greeley, CO [24540]	42	36	0.6%
Fort Collins-Loveland, CO [22660]	42	30	0.6%
Riverside-San Bernardino-Ontario, CA [40140]	38	28	0.6%
Eugene-Springfield, OR [21660]	38	6	0.6%
Santa Rosa-Petaluma, CA [42220]	36	42	0.5%
Providence-New Bedford-Fall River, RI-MA [39300]	36	26	0.5%
Springfield, MA [44140]	35	32	0.5%
Pittsburgh, PA [38300]	34	43	0.5%
Tucson, AZ [46060]	33	47	0.5%
Boise City-Nampa, ID [14260]	32	16	0.5%
Cleveland-Elyria-Mentor, OH [17460]	30	27	0.5%
Columbus, OH [18140]	29	32	0.4%
Huntsville, AL [26620]	28	31	0.4%
Winston-Salem, NC [49180]	28	21	0.4%
Miami-Fort Lauderdale-Pompano Beach, FL [33100]	28	20	0.4%
Greensboro-High Point, NC [24660]	28	14	0.4%
Sacramento--Arden-Arcade--Roseville, CA [40900]	25	25	0.4%
Cincinnati-Middletown, OH-KY-IN [17140]	23	24	0.3%
Rochester, MN [40340]	22	38	0.3%
Spartanburg, SC [43900]	22	22	0.3%
Burlington, NC [15500]	21	6	0.3%
Gainesville, GA [23580]	21	5	0.3%
Akron, OH [10420]	18	14	0.3%
Salt Lake City, UT [41620]	17	23	0.3%
Colorado Springs, CO [17820]	16	11	0.2%
Bakersfield, CA [12540]	16	9	0.2%
Omaha-Council Bluffs, NE-IA [36540]	16	6	0.2%
Provo-Orem, UT [39340]	16	6	0.2%
Knoxville, TN [28940]	14	22	0.2%
Bridgeport-Stamford-Norwalk, CT [14860]	12	13	0.2%
Syracuse, NY [45060]	12	9	0.2%
Indianapolis-Carmel, IN [26900]	12	8	0.2%
Nashville-Davidson--Murfreesboro--Franklin, TN [34980]	11	12	0.2%
Spokane, WA [44060]	11	11	0.2%
Champaign-Urbana, IL [16580]	11	10	0.2%
Dayton, OH [19380]	11	7	0.2%
Las Vegas-Paradise, NV [29820]	11	7	0.2%
Rockford, IL [40420]	11	5	0.2%
Columbia, SC [17900]	10	16	0.2%
Burlington-South Burlington, VT [15540]	10	13	0.2%
Kansas City, MO-KS [28140]	10	11	0.2%
St. Louis, MO-IL [41180]	10	8	0.2%
Stockton, CA [44700]	10	6	0.2%
Tampa-St. Petersburg-Clearwater, FL [45300]	9	9	0.1%
Vallejo-Fairfield, CA [46700]	9	7	0.1%
Roanoke, VA [40220]	8	13	0.1%
Madison, WI [31540]	8	11	0.1%
Cedar Rapids, IA [16300]	7	10	0.1%
San Antonio, TX [41700]	7	10	0.1%
Iowa City, IA [26980]	7	9	0.1%
Binghamton, NY [13780]	7	9	0.1%
Columbia, MO [17860]	7	9	0.1%
Richmond, VA [40060]	7	8	0.1%
Lancaster, PA [29540]	7	7	0.1%
Laredo, TX [29700]	7	7	0.1%
College Station-Bryan, TX [17780]	7	6	0.1%
Kingston, NY [28740]	7	6	0.1%
Louisville/Jefferson County, KY-IN [31140]	7	6	0.1%

Deltona-Daytona Beach-Ormond Beach, FL [19660]	7	6	0.1%
Norwich-New London, CT [35980]	7	4	0.1%
Cape Coral-Fort Myers, FL [15980]	6	3	0.1%
Naples-Marco Island, FL [34940]	6	3	0.1%
Panama City-Lynn Haven, FL [37460]	6	3	0.1%
Peoria, IL [37900]	6	2	0.1%
Eau Claire, WI [20740]	5	9	0.1%
Milwaukee-Waukesha-West Allis, WI [33340]	5	6	0.1%
Jacksonville, FL [27260]	5	5	0.1%
Bremerton-Silverdale, WA [14740]	5	4	0.1%
Appleton, WI [11540]	5	4	0.1%
Oshkosh-Neenah, WI [36780]	5	4	0.1%
Charleston-North Charleston, SC [16700]	5	2	0.1%
Utica-Rome, NY [46540]	4	6	0.1%
Virginia Beach-Norfolk-Newport News, VA-NC [47260]	4	5	0.1%
Charlottesville, VA [16820]	4	5	0.1%
Toledo, OH [45780]	4	4	0.1%
Bend, OR [13460]	4	4	0.1%
Lexington-Fayette, KY [30460]	4	3	0.1%
Hagerstown-Martinsburg, MD-WV [25180]	4	3	0.1%
Duluth, MN-WI [20260]	4	1	0.1%
Buffalo-Niagara Falls, NY [15380]	3	5	0%
Gainesville, FL [23540]	3	5	0%
Wichita, KS [48620]	3	3	0%
Florence, SC [22500]	3	3	0%
Medford, OR [32780]	3	2	0%
Bloomington, IN [14020]	3	2	0%
McAllen-Edinburg-Mission, TX [32580]	3	2	0%
Portland-South Portland-Biddeford, ME [38860]	3	2	0%
Yuma, AZ [49740]	3	1	0%
Canton-Massillon, OH [15940]	3	1	0%
Youngstown-Warren-Boardman, OH-PA [49660]	3	1	0%
Niles-Benton Harbor, MI [35660]	3	1	0%
Scranton--Wilkes-Barre, PA [42540]	2	5	0%
Baton Rouge, LA [12940]	2	4	0%
Birmingham-Hoover, AL [13820]	2	3	0%
Saginaw-Saginaw Township North, MI [40980]	2	2	0%
New Orleans-Metairie-Kenner, LA [35380]	2	2	0%
Lakeland, FL [29460]	2	2	0%
Racine, WI [39540]	2	2	0%
Fayetteville-Springdale-Rogers, AR-MO [22220]	2	2	0%
Corpus Christi, TX [18580]	2	2	0%
Yuba City, CA [49700]	2	2	0%
Olympia, WA [36500]	2	2	0%
State College, PA [44300]	2	2	0%
Kingsport-Bristol-Bristol, TN-VA [28700]	2	2	0%
Merced, CA [32900]	2	1	0%
Kennewick-Richland-Pasco, WA [28420]	2	1	0%

> MOTION VIDEO SIGNAL PROCESSING FOR RECORDING OR REPRODUCING [386] - {1191} : (100)

Metro Region	Patents	Inventors	% Of Class
San Jose-Sunnyvale-Santa Clara, CA [41940]	289	298	24.3%
San Francisco-Oakland-Fremont, CA [41860]	228	253	19.1%
Seattle-Tacoma-Bellevue, WA [42660]	103	139	8.6%
New York-Northern New Jersey-Long Island, NY-NJ-PA [35620]	88	102	7.4%
Indianapolis-Carmel, IN [26900]	83	50	7%
San Diego-Carlsbad-San Marcos, CA [41740]	64	87	5.4%
Atlanta-Sandy Springs-Marietta, GA [12060]	60	64	5%
Denver-Aurora, CO [19740]	57	59	4.8%
Boston-Cambridge-Quincy, MA-NH [14460]	47	64	3.9%
Austin-Round Rock, TX [12420]	47	57	3.9%

Dallas-Fort Worth-Arlington, TX [19100]	43	56	3.6%
Portland-Vancouver-Beaverton, OR-WA [38900]	38	41	3.2%
Oxnard-Thousand Oaks-Ventura, CA [37100]	37	7	3.1%
Durham, NC [20500]	35	28	2.9%
Philadelphia-Camden-Wilmington, PA-NJ-DE-MD [37980]	33	33	2.8%
Santa Cruz-Watsonville, CA [42100]	33	22	2.8%
Raleigh-Cary, NC [39580]	32	26	2.7%
Boulder, CO [14500]	25	20	2.1%
Chicago-Naperville-Joliet, IL-IN-WI [16980]	24	29	2%
Washington-Arlington-Alexandria, DC-VA-MD-WV [47900]	23	20	1.9%
Phoenix-Mesa-Scottsdale, AZ [38060]	19	26	1.6%
Santa Rosa-Petaluma, CA [42220]	15	5	1.3%
Rochester, NY [40380]	13	19	1.1%
Charlottesville, VA [16820]	13	6	1.1%
Greeley, CO [24540]	12	13	1%
Tampa-St. Petersburg-Clearwater, FL [45300]	11	15	0.9%
Trenton-Ewing, NJ [45940]	10	7	0.8%
Bridgeport-Stamford-Norwalk, CT [14860]	9	11	0.8%
Fort Collins-Loveland, CO [22660]	9	10	0.8%
Kansas City, MO-KS [28140]	8	11	0.7%
Fresno, CA [23420]	8	6	0.7%
Provo-Orem, UT [39340]	8	5	0.7%
Rochester, MN [40340]	7	13	0.6%
Pittsburgh, PA [38300]	7	5	0.6%
San Antonio, TX [41700]	6	8	0.5%
Manchester-Nashua, NH [31700]	6	7	0.5%
Worcester, MA [49340]	6	7	0.5%
Laredo, TX [29700]	6	7	0.5%
Miami-Fort Lauderdale-Pompano Beach, FL [33100]	6	4	0.5%
Iowa City, IA [26980]	6	2	0.5%
Tulsa, OK [46140]	5	10	0.4%
Naples-Marco Island, FL [34940]	5	6	0.4%
Cape Coral-Fort Myers, FL [15980]	5	6	0.4%
Saginaw-Saginaw Township North, MI [40980]	5	3	0.4%
Cedar Rapids, IA [16300]	5	1	0.4%
Albany-Schenectady-Troy, NY [10580]	4	5	0.3%
Riverside-San Bernardino-Ontario, CA [40140]	4	4	0.3%
Sacramento--Arden-Arcade--Roseville, CA [40900]	4	4	0.3%
Modesto, CA [33700]	4	3	0.3%
College Station-Bryan, TX [17780]	4	2	0.3%
Dayton, OH [19380]	4	2	0.3%
Vallejo-Fairfield, CA [46700]	4	2	0.3%
Cincinnati-Middletown, OH-KY-IN [17140]	4	2	0.3%
Houston-Sugar Land-Baytown, TX [26420]	3	6	0.3%
Baltimore-Towson, MD [12580]	3	5	0.3%
Reno-Sparks, NV [39900]	3	4	0.3%
Orlando-Kissimmee, FL [36740]	3	4	0.3%
Gainesville, GA [23580]	3	3	0.3%
Las Vegas-Paradise, NV [29820]	3	3	0.3%
Providence-New Bedford-Fall River, RI-MA [39300]	3	3	0.3%
Colorado Springs, CO [17820]	3	3	0.3%
Terre Haute, IN [45460]	3	1	0.3%
Greenville-Mauldin-Easley, SC [24860]	2	5	0.2%
Minneapolis-St. Paul-Bloomington, MN-WI [33460]	2	5	0.2%
Lancaster, PA [29540]	2	4	0.2%
Youngstown-Warren-Boardman, OH-PA [49660]	2	2	0.2%
San Luis Obispo-Paso Robles, CA [42020]	2	2	0.2%
Champaign-Urbana, IL [16580]	2	2	0.2%
Hickory-Lenoir-Morganton, NC [25860]	2	2	0.2%
Richmond, VA [40060]	2	2	0.2%
Tucson, AZ [46060]	2	2	0.2%
Huntsville, AL [26620]	2	2	0.2%
Stockton, CA [44700]	2	1	0.2%
New Orleans-Metairie-Kenner, LA [35380]	2	1	0.2%
Burlington, NC [15500]	2	1	0.2%

## &gt; ELECTRICITY: MOTOR CONTROL SYSTEMS [388] - {24} : (21)

Metro Region	Patents	Inventors	% Of Class
Allentown-Bethlehem-Easton, PA-NJ [10900]	3	6	12.5%
Detroit-Warren-Livonia, MI [19820]	3	3	12.5%
Baltimore-Towson, MD [12580]	2	6	8.3%
Boston-Cambridge-Quincy, MA-NH [14460]	2	3	8.3%
Manchester-Nashua, NH [31700]	2	2	8.3%
New York-Northern New Jersey-Long Island, NY-NJ-PA [35620]	2	2	8.3%
Houston-Sugar Land-Baytown, TX [26420]	2	2	8.3%

## &gt; ELECTRIC RESISTANCE HEATING DEVICES [392] - {466} : (126)

Metro Region	Patents	Inventors	% Of Class
San Jose-Sunnyvale-Santa Clara, CA [41940]	49	85	10.5%
Chicago-Naperville-Joliet, IL-IN-WI [16980]	42	57	9%
Phoenix-Mesa-Scottsdale, AZ [38060]	33	33	7.1%
San Francisco-Oakland-Fremont, CA [41860]	25	25	5.4%
Racine, WI [39540]	23	35	4.9%
Houston-Sugar Land-Baytown, TX [26420]	21	30	4.5%
New York-Northern New Jersey-Long Island, NY-NJ-PA [35620]	21	18	4.5%
Boston-Cambridge-Quincy, MA-NH [14460]	17	32	3.6%
Milwaukee-Waukesha-West Allis, WI [33340]	17	25	3.6%
Cleveland-Elyria-Mentor, OH [17460]	14	15	3%
Minneapolis-St. Paul-Bloomington, MN-WI [33460]	13	17	2.8%
Santa Cruz-Watsonville, CA [42100]	13	7	2.8%
Nashville-Davidson--Murfreesboro--Franklin, TN [34980]	12	14	2.6%
Detroit-Warren-Livonia, MI [19820]	12	12	2.6%
Grand Rapids-Wyoming, MI [24340]	10	14	2.1%
Dallas-Fort Worth-Arlington, TX [19100]	10	11	2.1%
Columbus, OH [18140]	9	14	1.9%
Washington-Arlington-Alexandria, DC-VA-MD-WV [47900]	9	10	1.9%
Philadelphia-Camden-Wilmington, PA-NJ-DE-MD [37980]	8	12	1.7%
Louisville/Jefferson County, KY-IN [31140]	7	20	1.5%
Denver-Aurora, CO [19740]	7	11	1.5%
Atlanta-Sandy Springs-Marietta, GA [12060]	7	9	1.5%
Bridgeport-Stamford-Norwalk, CT [14860]	7	8	1.5%
San Diego-Carlsbad-San Marcos, CA [41740]	7	8	1.5%
Boulder, CO [14500]	7	7	1.5%
Elkhart-Goshen, IN [21140]	7	5	1.5%
Miami-Fort Lauderdale-Pompano Beach, FL [33100]	6	12	1.3%
Buffalo-Niagara Falls, NY [15380]	6	11	1.3%
Tampa-St. Petersburg-Clearwater, FL [45300]	6	8	1.3%
Akron, OH [10420]	6	7	1.3%
Portland-Vancouver-Beaverton, OR-WA [38900]	6	5	1.3%
Kalamazoo-Portage, MI [28020]	6	5	1.3%
Greeley, CO [24540]	6	5	1.3%
Kansas City, MO-KS [28140]	5	11	1.1%
Seattle-Tacoma-Bellevue, WA [42660]	5	7	1.1%
Riverside-San Bernardino-Ontario, CA [40140]	5	5	1.1%
Oxnard-Thousand Oaks-Ventura, CA [37100]	5	4	1.1%
Montgomery, AL [33860]	5	4	1.1%
Fort Wayne, IN [23060]	5	4	1.1%
Tucson, AZ [46060]	5	4	1.1%
Toledo, OH [45780]	5	4	1.1%
Manchester-Nashua, NH [31700]	5	3	1.1%
Fort Collins-Loveland, CO [22660]	5	3	1.1%
Flint, MI [22420]	5	3	1.1%

Rochester, NY [40380]	4	14	0.9%
Austin-Round Rock, TX [12420]	4	9	0.9%
Richmond, VA [40060]	4	8	0.9%
Baltimore-Towson, MD [12580]	4	5	0.9%
Worcester, MA [49340]	4	4	0.9%
Las Vegas-Paradise, NV [29820]	4	4	0.9%
St. Louis, MO-IL [41180]	4	4	0.9%
Sacramento--Arden-Arcade--Roseville, CA [40900]	4	4	0.9%
Ann Arbor, MI [11460]	4	3	0.9%
Cincinnati-Middletown, OH-KY-IN [17140]	3	8	0.6%
Salt Lake City, UT [41620]	3	5	0.6%
New Haven-Milford, CT [35300]	3	4	0.6%
Bend, OR [13460]	3	3	0.6%
Cape Coral-Fort Myers, FL [15980]	3	3	0.6%
Tulsa, OK [46140]	3	2	0.6%
Huntsville, AL [26620]	3	2	0.6%
Boise City-Nampa, ID [14260]	3	1	0.6%
Hartford-West Hartford-East Hartford, CT [25540]	2	6	0.4%
Pittsburgh, PA [38300]	2	6	0.4%
Kennewick-Richland-Pasco, WA [28420]	2	4	0.4%
Indianapolis-Carmel, IN [26900]	2	4	0.4%
Kingston, NY [28740]	2	3	0.4%
Burlington-South Burlington, VT [15540]	2	3	0.4%
Jackson, MS [27140]	2	3	0.4%
Fort Smith, AR-OK [22900]	2	3	0.4%
El Paso, TX [21340]	2	3	0.4%
Oklahoma City, OK [36420]	2	3	0.4%
Stockton, CA [44700]	2	3	0.4%
Dayton, OH [19380]	2	3	0.4%
Las Cruces, NM [29740]	2	3	0.4%
Albany-Schenectady-Troy, NY [10580]	2	2	0.4%
Naples-Marco Island, FL [34940]	2	2	0.4%
Bloomington, IN [14020]	2	2	0.4%
Blacksburg-Christiansburg-Radford, VA [13980]	2	2	0.4%
Albuquerque, NM [10740]	2	2	0.4%
Johnson City, TN [27740]	2	2	0.4%
Salinas, CA [41500]	2	2	0.4%
Springfield, IL [44100]	2	2	0.4%
Kingsport-Bristol-Bristol, TN-VA [28700]	2	2	0.4%
Columbia, SC [17900]	2	2	0.4%
Modesto, CA [33700]	2	2	0.4%
Prescott, AZ [39140]	2	1	0.4%
Lansing-East Lansing, MI [29620]	2	1	0.4%
Sioux Falls, SD [43620]	2	1	0.4%

> PHOTOGRAPHY [396] - {757} : (121)

Metro Region	Patents	Inventors	% Of Class
San Jose-Sunnyvale-Santa Clara, CA [41940]	110	103	14.5%
San Francisco-Oakland-Fremont, CA [41860]	96	88	12.7%
Rochester, NY [40380]	80	111	10.6%
New York-Northern New Jersey-Long Island, NY-NJ-PA [35620]	52	56	6.9%
Boston-Cambridge-Quincy, MA-NH [14460]	40	46	5.3%
Greeley, CO [24540]	36	54	4.8%
Fort Collins-Loveland, CO [22660]	28	46	3.7%
Boulder, CO [14500]	28	42	3.7%
San Diego-Carlsbad-San Marcos, CA [41740]	28	32	3.7%
Minneapolis-St. Paul-Bloomington, MN-WI [33460]	27	28	3.6%
Seattle-Tacoma-Bellevue, WA [42660]	26	47	3.4%
Phoenix-Mesa-Scottsdale, AZ [38060]	23	31	3%
Austin-Round Rock, TX [12420]	21	31	2.8%

Philadelphia-Camden-Wilmington, PA-NJ-DE-MD [37980]	20	16	2.6%
Portland-Vancouver-Beaverton, OR-WA [38900]	19	26	2.5%
Chicago-Naperville-Joliet, IL-IN-WI [16980]	19	24	2.5%
Burlington-South Burlington, VT [15540]	19	4	2.5%
Denver-Aurora, CO [19740]	18	16	2.4%
Oxnard-Thousand Oaks-Ventura, CA [37100]	17	13	2.2%
Santa Cruz-Watsonville, CA [42100]	14	11	1.8%
Washington-Arlington-Alexandria, DC-VA-MD-WV [47900]	14	9	1.8%
Raleigh-Cary, NC [39580]	13	15	1.7%
Durham, NC [20500]	12	13	1.6%
Dallas-Fort Worth-Arlington, TX [19100]	12	13	1.6%
Miami-Fort Lauderdale-Pompano Beach, FL [33100]	9	10	1.2%
San Luis Obispo-Paso Robles, CA [42020]	9	2	1.2%
Sacramento--Arden-Arcade--Roseville, CA [40900]	8	13	1.1%
Lancaster, PA [29540]	8	5	1.1%
Tucson, AZ [46060]	7	12	0.9%
Atlanta-Sandy Springs-Marietta, GA [12060]	7	11	0.9%
Albuquerque, NM [10740]	7	5	0.9%
Champaign-Urbana, IL [16580]	7	4	0.9%
Detroit-Warren-Livonia, MI [19820]	6	9	0.8%
Houston-Sugar Land-Baytown, TX [26420]	6	7	0.8%
Colorado Springs, CO [17820]	6	5	0.8%
Allentown-Bethlehem-Easton, PA-NJ [10900]	6	3	0.8%
Trenton-Ewing, NJ [45940]	6	2	0.8%
Tampa-St. Petersburg-Clearwater, FL [45300]	5	5	0.7%
Baltimore-Towson, MD [12580]	5	5	0.7%
Fresno, CA [23420]	5	5	0.7%
Richmond, VA [40060]	5	4	0.7%
Norwich-New London, CT [35980]	5	1	0.7%
Cincinnati-Middletown, OH-KY-IN [17140]	4	6	0.5%
Riverside-San Bernardino-Ontario, CA [40140]	4	5	0.5%
Providence-New Bedford-Fall River, RI-MA [39300]	4	4	0.5%
Salinas, CA [41500]	4	4	0.5%
Yuba City, CA [49700]	4	4	0.5%
Orlando-Kissimmee, FL [36740]	4	4	0.5%
Las Vegas-Paradise, NV [29820]	4	3	0.5%
Birmingham-Hoover, AL [13820]	4	3	0.5%
Hartford-West Hartford-East Hartford, CT [25540]	4	2	0.5%
Manchester-Nashua, NH [31700]	3	6	0.4%
Madison, WI [31540]	3	5	0.4%
Boise City-Nampa, ID [14260]	3	4	0.4%
Milwaukee-Waukesha-West Allis, WI [33340]	3	3	0.4%
Racine, WI [39540]	3	3	0.4%
Reading, PA [39740]	3	2	0.4%
New Haven-Milford, CT [35300]	3	2	0.4%
Virginia Beach-Norfolk-Newport News, VA-NC [47260]	3	2	0.4%
York-Hanover, PA [49620]	3	2	0.4%
Bloomington, IN [14020]	3	1	0.4%
Indianapolis-Carmel, IN [26900]	3	1	0.4%
Chattanooga, TN-GA [16860]	3	1	0.4%
Pittsburgh, PA [38300]	2	6	0.3%
Memphis, TN-MS-AR [32820]	2	4	0.3%
Kansas City, MO-KS [28140]	2	4	0.3%
Columbus, OH [18140]	2	3	0.3%
Ann Arbor, MI [11460]	2	3	0.3%
Syracuse, NY [45060]	2	3	0.3%
Bakersfield, CA [12540]	2	2	0.3%
Fayetteville-Springdale-Rogers, AR-MO [22220]	2	2	0.3%
Palm Bay-Melbourne-Titusville, FL [37340]	2	2	0.3%
Santa Rosa-Petaluma, CA [42220]	2	2	0.3%
San Antonio, TX [41700]	2	2	0.3%
Cleveland-Elyria-Mentor, OH [17460]	2	2	0.3%
Amarillo, TX [11100]	2	1	0.3%
Lexington-Fayette, KY [30460]	2	1	0.3%
Modesto, CA [33700]	2	1	0.3%

## &gt; OPTICAL COMMUNICATIONS [398] - {3169} : (129)

Metro Region	Patents	Inventors	% Of Class
New York-Northern New Jersey-Long Island, NY-NJ-PA [35620]	762	632	24%
San Jose-Sunnyvale-Santa Clara, CA [41940]	741	685	23.4%
San Francisco-Oakland-Fremont, CA [41860]	458	355	14.5%
Dallas-Fort Worth-Arlington, TX [19100]	334	243	10.5%
Baltimore-Towson, MD [12580]	203	158	6.4%
Boston-Cambridge-Quincy, MA-NH [14460]	202	226	6.4%
San Diego-Carlsbad-San Marcos, CA [41740]	124	115	3.9%
Washington-Arlington-Alexandria, DC-VA-MD-WV [47900]	121	117	3.8%
Trenton-Ewing, NJ [45940]	99	48	3.1%
Santa Cruz-Watsonville, CA [42100]	94	45	3%
Atlanta-Sandy Springs-Marietta, GA [12060]	86	83	2.7%
Chicago-Naperville-Joliet, IL-IN-WI [16980]	80	111	2.5%
Philadelphia-Camden-Wilmington, PA-NJ-DE-MD [37980]	74	76	2.3%
Seattle-Tacoma-Bellevue, WA [42660]	60	74	1.9%
Oxnard-Thousand Oaks-Ventura, CA [37100]	52	37	1.6%
Austin-Round Rock, TX [12420]	49	56	1.5%
Minneapolis-St. Paul-Bloomington, MN-WI [33460]	49	42	1.5%
Santa Rosa-Petaluma, CA [42220]	43	44	1.4%
Palm Bay-Melbourne-Titusville, FL [37340]	41	46	1.3%
Denver-Aurora, CO [19740]	41	37	1.3%
Raleigh-Cary, NC [39580]	38	54	1.2%
Durham, NC [20500]	35	51	1.1%
Phoenix-Mesa-Scottsdale, AZ [38060]	35	43	1.1%
Boulder, CO [14500]	34	36	1.1%
Portland-Vancouver-Beaverton, OR-WA [38900]	32	36	1%
Houston-Sugar Land-Baytown, TX [26420]	31	23	1%
Orlando-Kissimmee, FL [36740]	30	25	0.9%
Rochester, MN [40340]	26	48	0.8%
Allentown-Bethlehem-Easton, PA-NJ [10900]	25	30	0.8%
Tucson, AZ [46060]	23	30	0.7%
Manchester-Nashua, NH [31700]	22	24	0.7%
Sacramento--Arden-Arcade--Roseville, CA [40900]	22	21	0.7%
Kansas City, MO-KS [28140]	18	27	0.6%
Modesto, CA [33700]	18	14	0.6%
Cleveland-Elyria-Mentor, OH [17460]	18	14	0.6%
Hartford-West Hartford-East Hartford, CT [25540]	16	21	0.5%
Greeley, CO [24540]	16	19	0.5%
Vallejo-Fairfield, CA [46700]	16	12	0.5%
Albuquerque, NM [10740]	15	14	0.5%
Hickory-Lenoir-Morganton, NC [25860]	14	14	0.4%
Cedar Rapids, IA [16300]	14	13	0.4%
Fort Collins-Loveland, CO [22660]	13	16	0.4%
Miami-Fort Lauderdale-Pompano Beach, FL [33100]	13	14	0.4%
Worcester, MA [49340]	12	16	0.4%
Riverside-San Bernardino-Ontario, CA [40140]	12	6	0.4%
Cincinnati-Middletown, OH-KY-IN [17140]	11	11	0.3%
Iowa City, IA [26980]	11	10	0.3%
Bridgeport-Stamford-Norwalk, CT [14860]	11	8	0.3%
New Haven-Milford, CT [35300]	10	12	0.3%
Tampa-St. Petersburg-Clearwater, FL [45300]	10	4	0.3%
Rochester, NY [40380]	9	11	0.3%
St. Louis, MO-IL [41180]	9	6	0.3%
Syracuse, NY [45060]	9	6	0.3%
Detroit-Warren-Livonia, MI [19820]	8	13	0.3%
Huntsville, AL [26620]	8	12	0.3%
Champaign-Urbana, IL [16580]	8	9	0.3%
Boise City-Nampa, ID [14260]	8	6	0.3%
Dayton, OH [19380]	8	6	0.3%



Akron, OH [10420]	8	4	0.3%
Springfield, MO [44180]	7	2	0.2%
Milwaukee-Waukesha-West Allis, WI [33340]	6	6	0.2%
Reading, PA [39740]	6	5	0.2%
Colorado Springs, CO [17820]	6	4	0.2%
Columbus, OH [18140]	5	6	0.2%
Salt Lake City, UT [41620]	5	5	0.2%
Madison, WI [31540]	5	5	0.2%
Providence-New Bedford-Fall River, RI-MA [39300]	5	4	0.2%
Charleston-North Charleston, SC [16700]	5	3	0.2%
Chico, CA [17020]	5	1	0.2%
Albany-Schenectady-Troy, NY [10580]	4	12	0.1%
Springfield, MA [44140]	4	6	0.1%
Blacksburg-Christiansburg-Radford, VA [13980]	4	5	0.1%
Charlotte-Gastonia-Concord, NC-SC [16740]	4	4	0.1%
Portland-South Portland-Biddeford, ME [38860]	4	4	0.1%
Gainesville, GA [23580]	4	4	0.1%
Fort Wayne, IN [23060]	4	4	0.1%
Bend, OR [13460]	4	3	0.1%
Kingston, NY [28740]	4	1	0.1%
Bremerton-Silverdale, WA [14740]	4	1	0.1%
Virginia Beach-Norfolk-Newport News, VA-NC [47260]	3	12	0.1%
Burlington-South Burlington, VT [15540]	3	8	0.1%
Indianapolis-Carmel, IN [26900]	3	4	0.1%
Pittsburgh, PA [38300]	3	4	0.1%
Binghamton, NY [13780]	3	3	0.1%
Yuba City, CA [49700]	3	3	0.1%
Bakersfield, CA [12540]	3	3	0.1%
Ann Arbor, MI [11460]	3	3	0.1%
Tulsa, OK [46140]	3	3	0.1%
Columbia, SC [17900]	3	2	0.1%
Duluth, MN-WI [20260]	3	1	0.1%
Barnstable Town, MA [12700]	2	10	0.1%
Eugene-Springfield, OR [21660]	2	7	0.1%
San Antonio, TX [41700]	2	2	0.1%
Hagerstown-Martinsburg, MD-WV [25180]	2	2	0.1%
Greensboro-High Point, NC [24660]	2	2	0.1%
Oshkosh-Neenah, WI [36780]	2	2	0.1%
Ogden-Clearfield, UT [36260]	2	2	0.1%
York-Hanover, PA [49620]	2	2	0.1%
Port St. Lucie, FL [38940]	2	2	0.1%
Stockton, CA [44700]	2	2	0.1%
Topeka, KS [45820]	2	2	0.1%
Anchorage, AK [11260]	2	1	0.1%
Lexington-Fayette, KY [30460]	2	1	0.1%
Winston-Salem, NC [49180]	2	1	0.1%
San Luis Obispo-Paso Robles, CA [42020]	2	1	0.1%
Waco, TX [47380]	2	1	0.1%
Ocala, FL [36100]	2	1	0.1%

> ELECTROPHOTOGRAPHY [399] - {1851} : (64)

Metro Region	Patents	Inventors	% Of Class
Rochester, NY [40380]	1105	1217	59.7%
Lexington-Fayette, KY [30460]	309	328	16.7%
Boise City-Nampa, ID [14260]	108	135	5.8%
Durham, NC [20500]	68	44	3.7%
San Jose-Sunnyvale-Santa Clara, CA [41940]	58	59	3.1%
Burlington, NC [15500]	58	26	3.1%
Raleigh-Cary, NC [39580]	45	25	2.4%
New York-Northern New Jersey-Long Island, NY-NJ-PA [35620]	42	20	2.3%
San Diego-Carlsbad-San Marcos, CA [41740]	37	51	2%

San Francisco-Oakland-Fremont, CA [41860]	34	38	1.8%
Portland-Vancouver-Beaverton, OR-WA [38900]	30	39	1.6%
Minneapolis-St. Paul-Bloomington, MN-WI [33460]	28	24	1.5%
Fayetteville, NC [22180]	27	5	1.5%
Tampa-St. Petersburg-Clearwater, FL [45300]	25	2	1.4%
Louisville/Jefferson County, KY-IN [31140]	24	19	1.3%
Boulder, CO [14500]	17	25	0.9%
Greeley, CO [24540]	16	22	0.9%
Fort Collins-Loveland, CO [22660]	16	21	0.9%
Oxnard-Thousand Oaks-Ventura, CA [37100]	15	9	0.8%
Virginia Beach-Norfolk-Newport News, VA-NC [47260]	13	9	0.7%
Syracuse, NY [45060]	7	3	0.4%
Detroit-Warren-Livonia, MI [19820]	7	2	0.4%
Denver-Aurora, CO [19740]	6	9	0.3%
Cincinnati-Middletown, OH-KY-IN [17140]	6	7	0.3%
Phoenix-Mesa-Scottsdale, AZ [38060]	6	2	0.3%
Mobile, AL [33660]	6	1	0.3%
Greenville-Mauldin-Easley, SC [24860]	5	4	0.3%
Austin-Round Rock, TX [12420]	4	5	0.2%
Chicago-Naperville-Joliet, IL-IN-WI [16980]	4	5	0.2%
Buffalo-Niagara Falls, NY [15380]	4	4	0.2%
Santa Cruz-Watsonville, CA [42100]	4	2	0.2%
Las Vegas-Paradise, NV [29820]	3	4	0.2%
Riverside-San Bernardino-Ontario, CA [40140]	3	3	0.2%
Baltimore-Towson, MD [12580]	3	3	0.2%
Iowa City, IA [26980]	3	3	0.2%
Richmond, VA [40060]	3	2	0.2%
Worcester, MA [49340]	3	1	0.2%
Hartford-West Hartford-East Hartford, CT [25540]	2	4	0.1%
Philadelphia-Camden-Wilmington, PA-NJ-DE-MD [37980]	2	3	0.1%
Knoxville, TN [28940]	2	2	0.1%
Houston-Sugar Land-Baytown, TX [26420]	2	2	0.1%
Washington-Arlington-Alexandria, DC-VA-MD-WV [47900]	2	2	0.1%
Boston-Cambridge-Quincy, MA-NH [14460]	2	2	0.1%
Springfield, IL [44100]	2	1	0.1%
Columbus, OH [18140]	2	1	0.1%
Miami-Fort Lauderdale-Pompano Beach, FL [33100]	2	1	0.1%
Rochester, MN [40340]	2	1	0.1%
Springfield, MO [44180]	2	1	0.1%
Seattle-Tacoma-Bellevue, WA [42660]	2	1	0.1%

> TYPEWRITING MACHINES [400] - {428} : (80)

Metro Region	Patents	Inventors	% Of Class
Rochester, NY [40380]	37	73	8.6%
Seattle-Tacoma-Bellevue, WA [42660]	35	51	8.2%
Portland-Vancouver-Beaverton, OR-WA [38900]	29	64	6.8%
Raleigh-Cary, NC [39580]	27	22	6.3%
Durham, NC [20500]	27	20	6.3%
Lexington-Fayette, KY [30460]	26	60	6.1%
Minneapolis-St. Paul-Bloomington, MN-WI [33460]	26	32	6.1%
Bridgeport-Stamford-Norwalk, CT [14860]	21	23	4.9%
San Francisco-Oakland-Fremont, CA [41860]	20	27	4.7%
Dayton, OH [19380]	19	19	4.4%
San Diego-Carlsbad-San Marcos, CA [41740]	17	30	4%
Cincinnati-Middletown, OH-KY-IN [17140]	17	17	4%
Chicago-Naperville-Joliet, IL-IN-WI [16980]	16	31	3.7%
San Jose-Sunnyvale-Santa Clara, CA [41940]	16	19	3.7%
New York-Northern New Jersey-Long Island, NY-NJ-PA [35620]	15	17	3.5%
Atlanta-Sandy Springs-Marietta, GA [12060]	14	19	3.3%
Boston-Cambridge-Quincy, MA-NH [14460]	14	11	3.3%
Milwaukee-Waukesha-West Allis, WI [33340]	12	8	2.8%

Boise City-Nampa, ID [14260]	10	20	2.3%
Orlando-Kissimmee, FL [36740]	9	17	2.1%
New Haven-Milford, CT [35300]	9	7	2.1%
Providence-New Bedford-Fall River, RI-MA [39300]	8	16	1.9%
Oxnard-Thousand Oaks-Ventura, CA [37100]	8	12	1.9%
Buffalo-Niagara Falls, NY [15380]	7	8	1.6%
Binghamton, NY [13780]	7	5	1.6%
Palm Bay-Melbourne-Titusville, FL [37340]	7	4	1.6%
Hartford-West Hartford-East Hartford, CT [25540]	6	7	1.4%
Norwich-New London, CT [35980]	6	3	1.4%
Reno-Sparks, NV [39900]	5	8	1.2%
Salem, OR [41420]	5	4	1.2%
Rockford, IL [40420]	5	3	1.2%
Manchester-Nashua, NH [31700]	5	2	1.2%
Port St. Lucie, FL [38940]	5	2	1.2%
Worcester, MA [49340]	5	2	1.2%
Dallas-Fort Worth-Arlington, TX [19100]	4	6	0.9%
Austin-Round Rock, TX [12420]	4	6	0.9%
Washington-Arlington-Alexandria, DC-VA-MD-WV [47900]	4	5	0.9%
Philadelphia-Camden-Wilmington, PA-NJ-DE-MD [37980]	4	3	0.9%
Madison, WI [31540]	4	2	0.9%
Boulder, CO [14500]	3	8	0.7%
Provo-Orem, UT [39340]	3	6	0.7%
Fort Collins-Loveland, CO [22660]	3	6	0.7%
Tampa-St. Petersburg-Clearwater, FL [45300]	3	5	0.7%
Pittsburgh, PA [38300]	3	5	0.7%
Santa Cruz-Watsonville, CA [42100]	3	3	0.7%
Louisville/Jefferson County, KY-IN [31140]	3	3	0.7%
Phoenix-Mesa-Scottsdale, AZ [38060]	3	3	0.7%
Charlotte-Gastonia-Concord, NC-SC [16740]	3	3	0.7%
Lakeland, FL [29460]	3	1	0.7%
Greeley, CO [24540]	2	5	0.5%
Houston-Sugar Land-Baytown, TX [26420]	2	4	0.5%
Iowa City, IA [26980]	2	4	0.5%
Cedar Rapids, IA [16300]	2	4	0.5%
Winston-Salem, NC [49180]	2	3	0.5%
Virginia Beach-Norfolk-Newport News, VA-NC [47260]	2	3	0.5%
Denver-Aurora, CO [19740]	2	2	0.5%
Detroit-Warren-Livonia, MI [19820]	2	2	0.5%
Redding, CA [39820]	2	1	0.5%
Ocala, FL [36100]	2	1	0.5%

> COATING IMPLEMENTS WITH MATERIAL SUPPLY [401] - {903} : (133)

Metro Region	Patents	Inventors	% Of Class
New York-Northern New Jersey-Long Island, NY-NJ-PA [35620]	208	206	23%
Chicago-Naperville-Joliet, IL-IN-WI [16980]	72	108	8%
Cleveland-Elyria-Mentor, OH [17460]	51	54	5.6%
Cincinnati-Middletown, OH-KY-IN [17140]	40	78	4.4%
San Francisco-Oakland-Fremont, CA [41860]	34	43	3.8%
Miami-Fort Lauderdale-Pompano Beach, FL [33100]	30	26	3.3%
Philadelphia-Camden-Wilmington, PA-NJ-DE-MD [37980]	29	36	3.2%
Minneapolis-St. Paul-Bloomington, MN-WI [33460]	28	31	3.1%
Raleigh-Cary, NC [39580]	26	30	2.9%
Boston-Cambridge-Quincy, MA-NH [14460]	24	29	2.7%
Kansas City, MO-KS [28140]	23	21	2.5%
Trenton-Ewing, NJ [45940]	23	8	2.5%
Riverside-San Bernardino-Ontario, CA [40140]	21	15	2.3%
Durham, NC [20500]	20	26	2.2%
Akron, OH [10420]	20	11	2.2%
Racine, WI [39540]	19	25	2.1%
San Diego-Carlsbad-San Marcos, CA [41740]	19	16	2.1%

Bridgeport-Stamford-Norwalk, CT [14860]	19	13	2.1%
Dallas-Fort Worth-Arlington, TX [19100]	18	22	2%
Hartford-West Hartford-East Hartford, CT [25540]	17	12	1.9%
Atlanta-Sandy Springs-Marietta, GA [12060]	16	31	1.8%
Baltimore-Towson, MD [12580]	16	12	1.8%
New Haven-Milford, CT [35300]	15	15	1.7%
Detroit-Warren-Livonia, MI [19820]	13	14	1.4%
Milwaukee-Waukesha-West Allis, WI [33340]	13	12	1.4%
Portland-Vancouver-Beaverton, OR-WA [38900]	13	10	1.4%
San Jose-Sunnyvale-Santa Clara, CA [41940]	13	9	1.4%
Washington-Arlington-Alexandria, DC-VA-MD-WV [47900]	12	10	1.3%
Seattle-Tacoma-Bellevue, WA [42660]	11	12	1.2%
Las Cruces, NM [29740]	11	10	1.2%
El Paso, TX [21340]	11	10	1.2%
Phoenix-Mesa-Scottsdale, AZ [38060]	10	11	1.1%
Oxnard-Thousand Oaks-Ventura, CA [37100]	10	9	1.1%
Allentown-Bethlehem-Easton, PA-NJ [10900]	9	12	1%
Springfield, MA [44140]	9	9	1%
Houston-Sugar Land-Baytown, TX [26420]	9	8	1%
Grand Rapids-Wyoming, MI [24340]	8	20	0.9%
Appleton, WI [11540]	8	13	0.9%
Oshkosh-Neenah, WI [36780]	7	12	0.8%
Madison, WI [31540]	7	11	0.8%
Denver-Aurora, CO [19740]	7	11	0.8%
Tampa-St. Petersburg-Clearwater, FL [45300]	7	7	0.8%
Charlotte-Gastonia-Concord, NC-SC [16740]	7	6	0.8%
Bellingham, WA [13380]	7	4	0.8%
Louisville/Jefferson County, KY-IN [31140]	7	3	0.8%
Ann Arbor, MI [11460]	7	3	0.8%
Richmond, VA [40060]	6	12	0.7%
Providence-New Bedford-Fall River, RI-MA [39300]	6	9	0.7%
Columbus, OH [18140]	6	7	0.7%
Austin-Round Rock, TX [12420]	6	6	0.7%
Port St. Lucie, FL [38940]	6	4	0.7%
Syracuse, NY [45060]	6	2	0.7%
Fayetteville-Springdale-Rogers, AR-MO [22220]	6	2	0.7%
Indianapolis-Carmel, IN [26900]	5	5	0.6%
Dayton, OH [19380]	5	4	0.6%
Las Vegas-Paradise, NV [29820]	4	5	0.4%
Salt Lake City, UT [41620]	4	4	0.4%
Virginia Beach-Norfolk-Newport News, VA-NC [47260]	4	4	0.4%
Barnstable Town, MA [12700]	4	4	0.4%
South Bend-Mishawaka, IN-MI [43780]	4	4	0.4%
Memphis, TN-MS-AR [32820]	4	3	0.4%
Portland-South Portland-Biddeford, ME [38860]	4	1	0.4%
Rochester, NY [40380]	4	1	0.4%
Laredo, TX [29700]	3	4	0.3%
Sacramento--Arden-Arcade--Roseville, CA [40900]	3	4	0.3%
Burlington-South Burlington, VT [15540]	3	4	0.3%
San Antonio, TX [41700]	3	4	0.3%
Erie, PA [21500]	3	4	0.3%
Scranton--Wilkes-Barre, PA [42540]	3	3	0.3%
Lexington-Fayette, KY [30460]	3	3	0.3%
Johnson City, TN [27740]	3	3	0.3%
Omaha-Council Bluffs, NE-IA [36540]	3	3	0.3%
Muskegon-Norton Shores, MI [34740]	3	3	0.3%
Orlando-Kissimmee, FL [36740]	3	3	0.3%
York-Hanover, PA [49620]	3	2	0.3%
Flint, MI [22420]	3	2	0.3%
Salem, OR [41420]	3	2	0.3%
Jacksonville, FL [27260]	3	2	0.3%
Hickory-Lenoir-Morganton, NC [25860]	2	4	0.2%
Winston-Salem, NC [49180]	2	3	0.2%
Reno-Sparks, NV [39900]	2	3	0.2%
Peoria, IL [37900]	2	3	0.2%

Elkhart-Goshen, IN [21140]	2	3	0.2%
Colorado Springs, CO [17820]	2	3	0.2%
Toledo, OH [45780]	2	2	0.2%
Worcester, MA [49340]	2	2	0.2%
Green Bay, WI [24580]	2	2	0.2%
Sioux City, IA-NE-SD [43580]	2	2	0.2%
Chattanooga, TN-GA [16860]	2	2	0.2%
Pittsburgh, PA [38300]	2	2	0.2%
Topeka, KS [45820]	2	2	0.2%
Santa Cruz-Watsonville, CA [42100]	2	2	0.2%
Bowling Green, KY [14540]	2	2	0.2%
Boise City-Nampa, ID [14260]	2	2	0.2%
Charleston-North Charleston, SC [16700]	2	2	0.2%
Buffalo-Niagara Falls, NY [15380]	2	2	0.2%
Cape Coral-Fort Myers, FL [15980]	2	2	0.2%
Canton-Massillon, OH [15940]	2	1	0.2%
Fargo, ND-MN [22020]	2	1	0.2%

> BINDER DEVICE RELEASABLY ENGAGING APERTURE OR NOTCH OF SHEET [402] - {123} : (47)

Metro Region	Patents	Inventors	% Of Class
Chicago-Naperville-Joliet, IL-IN-WI [16980]	17	29	13.8%
New York-Northern New Jersey-Long Island, NY-NJ-PA [35620]	12	12	9.8%
Cincinnati-Middletown, OH-KY-IN [17140]	10	10	8.1%
Providence-New Bedford-Fall River, RI-MA [39300]	8	8	6.5%
Worcester, MA [49340]	7	3	5.7%
Boston-Cambridge-Quincy, MA-NH [14460]	6	9	4.9%
San Francisco-Oakland-Fremont, CA [41860]	6	7	4.9%
St. Louis, MO-IL [41180]	6	2	4.9%
Bridgeport-Stamford-Norwalk, CT [14860]	6	2	4.9%
Dayton, OH [19380]	5	4	4.1%
Dallas-Fort Worth-Arlington, TX [19100]	4	10	3.3%
Rochester, NY [40380]	4	6	3.3%
Miami-Fort Lauderdale-Pompano Beach, FL [33100]	4	4	3.3%
Philadelphia-Camden-Wilmington, PA-NJ-DE-MD [37980]	4	3	3.3%
Orlando-Kissimmee, FL [36740]	3	7	2.4%
Palm Bay-Melbourne-Titusville, FL [37340]	3	6	2.4%
Minneapolis-St. Paul-Bloomington, MN-WI [33460]	3	6	2.4%
Columbus, OH [18140]	3	4	2.4%
Detroit-Warren-Livonia, MI [19820]	3	4	2.4%
Akron, OH [10420]	3	2	2.4%
Riverside-San Bernardino-Ontario, CA [40140]	2	5	1.6%
Seattle-Tacoma-Bellevue, WA [42660]	2	5	1.6%
Phoenix-Mesa-Scottsdale, AZ [38060]	2	5	1.6%
Colorado Springs, CO [17820]	2	3	1.6%
San Jose-Sunnyvale-Santa Clara, CA [41940]	2	3	1.6%
San Diego-Carlsbad-San Marcos, CA [41740]	2	2	1.6%
Washington-Arlington-Alexandria, DC-VA-MD-WV [47900]	2	2	1.6%
Reno-Sparks, NV [39900]	2	2	1.6%
Springfield, MA [44140]	2	2	1.6%
Cleveland-Elyria-Mentor, OH [17460]	2	1	1.6%

> JOINTS AND CONNECTIONS [403] - {572} : (147)

Metro Region	Patents	Inventors	% Of Class
Detroit-Warren-Livonia, MI [19820]	42	60	7.3%
Chicago-Naperville-Joliet, IL-IN-WI [16980]	36	53	6.3%
New York-Northern New Jersey-Long Island, NY-NJ-PA [35620]	31	36	5.4%
Seattle-Tacoma-Bellevue, WA [42660]	26	44	4.5%

Minneapolis-St. Paul-Bloomington, MN-WI [33460]	21	28	3.7%
San Jose-Sunnyvale-Santa Clara, CA [41940]	21	24	3.7%
Dallas-Fort Worth-Arlington, TX [19100]	18	21	3.1%
San Francisco-Oakland-Fremont, CA [41860]	18	18	3.1%
Philadelphia-Camden-Wilmington, PA-NJ-DE-MD [37980]	12	20	2.1%
Phoenix-Mesa-Scottsdale, AZ [38060]	12	13	2.1%
Milwaukee-Waukesha-West Allis, WI [33340]	12	12	2.1%
Boston-Cambridge-Quincy, MA-NH [14460]	12	11	2.1%
Rochester, NY [40380]	11	25	1.9%
Durham, NC [20500]	11	15	1.9%
Denver-Aurora, CO [19740]	11	12	1.9%
Hartford-West Hartford-East Hartford, CT [25540]	10	17	1.7%
Cincinnati-Middletown, OH-KY-IN [17140]	10	13	1.7%
Cleveland-Elyria-Mentor, OH [17460]	10	10	1.7%
St. Louis, MO-IL [41180]	10	7	1.7%
Houston-Sugar Land-Baytown, TX [26420]	9	21	1.6%
Peoria, IL [37900]	9	20	1.6%
Raleigh-Cary, NC [39580]	9	14	1.6%
Boulder, CO [14500]	9	13	1.6%
Ann Arbor, MI [11460]	9	11	1.6%
Atlanta-Sandy Springs-Marietta, GA [12060]	9	11	1.6%
San Diego-Carlsbad-San Marcos, CA [41740]	9	10	1.6%
Akron, OH [10420]	9	9	1.6%
Albuquerque, NM [10740]	8	13	1.4%
Dayton, OH [19380]	8	8	1.4%
Bridgeport-Stamford-Norwalk, CT [14860]	7	9	1.2%
Toledo, OH [45780]	7	8	1.2%
Miami-Fort Lauderdale-Pompano Beach, FL [33100]	7	7	1.2%
Greenville-Mauldin-Easley, SC [24860]	6	12	1%
Des Moines-West Des Moines, IA [19780]	6	11	1%
Kansas City, MO-KS [28140]	6	10	1%
Greeley, CO [24540]	6	8	1%
Kalamazoo-Portage, MI [28020]	6	7	1%
Baltimore-Towson, MD [12580]	6	6	1%
Riverside-San Bernardino-Ontario, CA [40140]	6	5	1%
Columbus, OH [18140]	5	12	0.9%
Oxnard-Thousand Oaks-Ventura, CA [37100]	5	7	0.9%
Portland-Vancouver-Beaverton, OR-WA [38900]	5	7	0.9%
Fort Collins-Loveland, CO [22660]	5	7	0.9%
Provo-Orem, UT [39340]	5	7	0.9%
Sacramento--Arden-Arcade--Roseville, CA [40900]	5	6	0.9%
Spartanburg, SC [43900]	5	5	0.9%
Modesto, CA [33700]	5	3	0.9%
Indianapolis-Carmel, IN [26900]	4	7	0.7%
Fort Wayne, IN [23060]	4	6	0.7%
Albany-Schenectady-Troy, NY [10580]	4	5	0.7%
Flint, MI [22420]	4	5	0.7%
Wichita, KS [48620]	4	4	0.7%
Madison, WI [31540]	4	4	0.7%
Nashville-Davidson--Murfreesboro--Franklin, TN [34980]	4	4	0.7%
Louisville/Jefferson County, KY-IN [31140]	4	2	0.7%
Salinas, CA [41500]	3	6	0.5%
Charlotte-Gastonia-Concord, NC-SC [16740]	3	6	0.5%
Utica-Rome, NY [46540]	3	5	0.5%
Grand Rapids-Wyoming, MI [24340]	3	5	0.5%
Austin-Round Rock, TX [12420]	3	5	0.5%
New Haven-Milford, CT [35300]	3	4	0.5%
Salt Lake City, UT [41620]	3	3	0.5%
Lansing-East Lansing, MI [29620]	3	3	0.5%
Buffalo-Niagara Falls, NY [15380]	3	3	0.5%
Washington-Arlington-Alexandria, DC-VA-MD-WV [47900]	3	3	0.5%
Greensboro-High Point, NC [24660]	3	3	0.5%
Shreveport-Bossier City, LA [43340]	3	3	0.5%
Santa Cruz-Watsonville, CA [42100]	3	3	0.5%
Las Vegas-Paradise, NV [29820]	3	3	0.5%

Prescott, AZ [39140]	3	2	0.5%
Visalia-Porterville, CA [47300]	3	2	0.5%
Saginaw-Saginaw Township North, MI [40980]	2	6	0.3%
Lancaster, PA [29540]	2	5	0.3%
Orlando-Kissimmee, FL [36740]	2	5	0.3%
Bloomington, IN [14020]	2	4	0.3%
Midland, TX [33260]	2	4	0.3%
Kennewick-Richland-Pasco, WA [28420]	2	4	0.3%
Davenport-Moline-Rock Island, IA-IL [19340]	2	4	0.3%
Tulsa, OK [46140]	2	3	0.3%
Providence-New Bedford-Fall River, RI-MA [39300]	2	3	0.3%
Eugene-Springfield, OR [21660]	2	3	0.3%
Rockford, IL [40420]	2	3	0.3%
Hickory-Lenoir-Morganton, NC [25860]	2	3	0.3%
Yuba City, CA [49700]	2	3	0.3%
Augusta-Richmond County, GA-SC [12260]	2	3	0.3%
Jackson, MI [27100]	2	2	0.3%
Syracuse, NY [45060]	2	2	0.3%
Barnstable Town, MA [12700]	2	2	0.3%
Virginia Beach-Norfolk-Newport News, VA-NC [47260]	2	2	0.3%
San Luis Obispo-Paso Robles, CA [42020]	2	2	0.3%
Waterloo-Cedar Falls, IA [47940]	2	2	0.3%
Bellingham, WA [13380]	2	2	0.3%
Racine, WI [39540]	2	2	0.3%
Allentown-Bethlehem-Easton, PA-NJ [10900]	2	2	0.3%
Palm Bay-Melbourne-Titusville, FL [37340]	2	2	0.3%
Kingston, NY [28740]	2	2	0.3%
Tucson, AZ [46060]	2	2	0.3%
Appleton, WI [11540]	2	2	0.3%
Worcester, MA [49340]	2	2	0.3%
Omaha-Council Bluffs, NE-IA [36540]	2	2	0.3%
Pittsburgh, PA [38300]	2	2	0.3%
Montgomery, AL [33860]	2	1	0.3%
Merced, CA [32900]	2	1	0.3%
Lafayette, LA [29180]	2	1	0.3%
Chattanooga, TN-GA [16860]	2	1	0.3%
Lake Charles, LA [29340]	2	1	0.3%

> ROAD STRUCTURE, PROCESS, OR APPARATUS [404] - {1008} : (182)

Metro Region	Patents	Inventors	% Of Class
New York-Northern New Jersey-Long Island, NY-NJ-PA [35620]	65	65	6.4%
Minneapolis-St. Paul-Bloomington, MN-WI [33460]	63	64	6.3%
Chicago-Naperville-Joliet, IL-IN-WI [16980]	60	60	6%
Phoenix-Mesa-Scottsdale, AZ [38060]	37	45	3.7%
Provo-Orem, UT [39340]	31	30	3.1%
Milwaukee-Waukesha-West Allis, WI [33340]	29	31	2.9%
San Francisco-Oakland-Fremont, CA [41860]	27	23	2.7%
Washington-Arlington-Alexandria, DC-VA-MD-WV [47900]	26	15	2.6%
Sacramento--Arden-Arcade--Roseville, CA [40900]	25	26	2.5%
Philadelphia-Camden-Wilmington, PA-NJ-DE-MD [37980]	23	33	2.3%
Riverside-San Bernardino-Ontario, CA [40140]	23	15	2.3%
Stockton, CA [44700]	22	18	2.2%
Buffalo-Niagara Falls, NY [15380]	21	11	2.1%
Atlanta-Sandy Springs-Marietta, GA [12060]	20	18	2%
Canton-Massillon, OH [15940]	20	11	2%
Miami-Fort Lauderdale-Pompano Beach, FL [33100]	19	20	1.9%
Dallas-Fort Worth-Arlington, TX [19100]	19	14	1.9%
Cleveland-Elyria-Mentor, OH [17460]	18	20	1.8%
Denver-Aurora, CO [19740]	18	16	1.8%
Harrisburg-Carlisle, PA [25420]	18	12	1.8%
Seattle-Tacoma-Bellevue, WA [42660]	17	19	1.7%

San Diego-Carlsbad-San Marcos, CA [41740]	17	19	1.7%
Boston-Cambridge-Quincy, MA-NH [14460]	16	21	1.6%
Detroit-Warren-Livonia, MI [19820]	16	15	1.6%
Austin-Round Rock, TX [12420]	16	11	1.6%
Charlotte-Gastonia-Concord, NC-SC [16740]	16	11	1.6%
San Jose-Sunnyvale-Santa Clara, CA [41940]	15	18	1.5%
Cincinnati-Middletown, OH-KY-IN [17140]	15	11	1.5%
Columbus, OH [18140]	13	15	1.3%
Greensboro-High Point, NC [24660]	12	10	1.2%
Albany-Schenectady-Troy, NY [10580]	12	10	1.2%
Akron, OH [10420]	12	7	1.2%
Salt Lake City, UT [41620]	12	7	1.2%
Pittsburgh, PA [38300]	12	7	1.2%
Peoria, IL [37900]	11	19	1.1%
Dayton, OH [19380]	11	10	1.1%
Tampa-St. Petersburg-Clearwater, FL [45300]	11	9	1.1%
Omaha-Council Bluffs, NE-IA [36540]	10	13	1%
Portland-Vancouver-Beaverton, OR-WA [38900]	10	11	1%
Kansas City, MO-KS [28140]	10	10	1%
Modesto, CA [33700]	9	9	0.9%
Yuba City, CA [49700]	9	5	0.9%
Iowa City, IA [26980]	9	4	0.9%
Cedar Rapids, IA [16300]	9	4	0.9%
Fargo, ND-MN [22020]	9	2	0.9%
Nashville-Davidson--Murfreesboro--Franklin, TN [34980]	8	8	0.8%
Albuquerque, NM [10740]	8	6	0.8%
Ogden-Clearfield, UT [36260]	8	5	0.8%
College Station-Bryan, TX [17780]	8	3	0.8%
Baltimore-Towson, MD [12580]	7	14	0.7%
Houston-Sugar Land-Baytown, TX [26420]	7	8	0.7%
Cape Coral-Fort Myers, FL [15980]	7	5	0.7%
St. Louis, MO-IL [41180]	7	4	0.7%
Madison, WI [31540]	6	8	0.6%
Boulder, CO [14500]	6	7	0.6%
Indianapolis-Carmel, IN [26900]	6	7	0.6%
Oshkosh-Neenah, WI [36780]	6	6	0.6%
Appleton, WI [11540]	6	6	0.6%
Hickory-Lenoir-Morganton, NC [25860]	6	5	0.6%
New Haven-Milford, CT [35300]	6	5	0.6%
Jackson, MS [27140]	6	4	0.6%
Greeley, CO [24540]	6	4	0.6%
Portland-South Portland-Biddeford, ME [38860]	6	3	0.6%
Scranton--Wilkes-Barre, PA [42540]	6	2	0.6%
San Luis Obispo-Paso Robles, CA [42020]	6	2	0.6%
Wilmington, NC [48900]	6	2	0.6%
Boise City-Nampa, ID [14260]	5	9	0.5%
San Antonio, TX [41700]	5	7	0.5%
Richmond, VA [40060]	5	7	0.5%
Providence-New Bedford-Fall River, RI-MA [39300]	5	6	0.5%
Santa Cruz-Watsonville, CA [42100]	5	5	0.5%
Lakeland, FL [29460]	5	3	0.5%
Worcester, MA [49340]	5	3	0.5%
Bridgeport-Stamford-Norwalk, CT [14860]	5	3	0.5%
Midland, TX [33260]	4	6	0.4%
Allentown-Bethlehem-Easton, PA-NJ [10900]	4	5	0.4%
Wichita, KS [48620]	4	5	0.4%
York-Hanover, PA [49620]	4	5	0.4%
Lafayette, LA [29180]	4	5	0.4%
Tulsa, OK [46140]	4	4	0.4%
Laredo, TX [29700]	4	4	0.4%
Redding, CA [39820]	4	4	0.4%
Naples-Marco Island, FL [34940]	4	4	0.4%
Oxnard-Thousand Oaks-Ventura, CA [37100]	4	3	0.4%
Hartford-West Hartford-East Hartford, CT [25540]	4	3	0.4%
Barnstable Town, MA [12700]	4	3	0.4%



Lancaster, PA [29540]	4	2	0.4%
Gainesville, GA [23580]	4	2	0.4%
Terre Haute, IN [45460]	4	2	0.4%
Lincoln, NE [30700]	3	9	0.3%
Santa Rosa-Petaluma, CA [42220]	3	6	0.3%
Janesville, WI [27500]	3	4	0.3%
Knoxville, TN [28940]	3	4	0.3%
Jacksonville, FL [27260]	3	4	0.3%
Little Rock-North Little Rock-Conway, AR [30780]	3	4	0.3%
Manchester-Nashua, NH [31700]	3	4	0.3%
Baton Rouge, LA [12940]	3	3	0.3%
Palm Bay-Melbourne-Titusville, FL [37340]	3	3	0.3%
Vineland-Millville-Bridgeton, NJ [47220]	3	3	0.3%
Youngstown-Warren-Boardman, OH-PA [49660]	3	3	0.3%
Tallahassee, FL [45220]	3	3	0.3%
Tucson, AZ [46060]	3	3	0.3%
Orlando-Kissimmee, FL [36740]	3	3	0.3%
Lubbock, TX [31180]	3	3	0.3%
Salem, OR [41420]	3	2	0.3%
Charleston-North Charleston, SC [16700]	3	2	0.3%
Davenport-Moline-Rock Island, IA-IL [19340]	3	2	0.3%
Ocala, FL [36100]	3	1	0.3%
Olympia, WA [36500]	3	1	0.3%
Columbus, GA-AL [17980]	3	1	0.3%
Utica-Rome, NY [46540]	3	1	0.3%
Reno-Sparks, NV [39900]	2	7	0.2%
Raleigh-Cary, NC [39580]	2	4	0.2%
Visalia-Porterville, CA [47300]	2	4	0.2%
Durham, NC [20500]	2	4	0.2%
Lexington-Fayette, KY [30460]	2	4	0.2%
Muskegon-Norton Shores, MI [34740]	2	3	0.2%
Grand Rapids-Wyoming, MI [24340]	2	3	0.2%
Virginia Beach-Norfolk-Newport News, VA-NC [47260]	2	3	0.2%
Syracuse, NY [45060]	2	2	0.2%
Chico, CA [17020]	2	2	0.2%
Atlantic City, NJ [12100]	2	2	0.2%
Ann Arbor, MI [11460]	2	2	0.2%
Chattanooga, TN-GA [16860]	2	2	0.2%
Rochester, NY [40380]	2	2	0.2%
Panama City-Lynn Haven, FL [37460]	2	2	0.2%
Lake Havasu City-Kingman, AZ [29420]	2	2	0.2%
Springfield, IL [44100]	2	2	0.2%
Columbia, SC [17900]	2	2	0.2%
Toledo, OH [45780]	2	2	0.2%
Racine, WI [39540]	2	2	0.2%
New Orleans-Metairie-Kenner, LA [35380]	2	2	0.2%
Birmingham-Hoover, AL [13820]	2	1	0.2%
Fort Collins-Loveland, CO [22660]	2	1	0.2%
Bend, OR [13460]	2	1	0.2%
Gulfport-Biloxi, MS [25060]	2	1	0.2%
Colorado Springs, CO [17820]	2	1	0.2%

> HYDRAULIC AND EARTH ENGINEERING [405] - {1729} : (202)

Metro Region	Patents	Inventors	% Of Class
Houston-Sugar Land-Baytown, TX [26420]	304	353	17.6%
Atlanta-Sandy Springs-Marietta, GA [12060]	63	55	3.6%
Chicago-Naperville-Joliet, IL-IN-WI [16980]	57	71	3.3%
Minneapolis-St. Paul-Bloomington, MN-WI [33460]	56	50	3.2%
New York-Northern New Jersey-Long Island, NY-NJ-PA [35620]	54	58	3.1%
Pittsburgh, PA [38300]	50	37	2.9%
Seattle-Tacoma-Bellevue, WA [42660]	49	48	2.8%

Detroit-Warren-Livonia, MI [19820]	49	42	2.8%
San Francisco-Oakland-Fremont, CA [41860]	46	58	2.7%
Dallas-Fort Worth-Arlington, TX [19100]	46	35	2.7%
Hartford-West Hartford-East Hartford, CT [25540]	38	28	2.2%
San Diego-Carlsbad-San Marcos, CA [41740]	36	39	2.1%
Washington-Arlington-Alexandria, DC-VA-MD-WV [47900]	33	35	1.9%
Miami-Fort Lauderdale-Pompano Beach, FL [33100]	32	31	1.9%
New Orleans-Metairie-Kenner, LA [35380]	32	29	1.9%
Boston-Cambridge-Quincy, MA-NH [14460]	29	42	1.7%
San Jose-Sunnyvale-Santa Clara, CA [41940]	28	26	1.6%
Phoenix-Mesa-Scottsdale, AZ [38060]	26	28	1.5%
Baltimore-Towson, MD [12580]	24	23	1.4%
Cleveland-Elyria-Mentor, OH [17460]	23	14	1.3%
Denver-Aurora, CO [19740]	22	21	1.3%
Tampa-St. Petersburg-Clearwater, FL [45300]	20	22	1.2%
Riverside-San Bernardino-Ontario, CA [40140]	20	17	1.2%
Raleigh-Cary, NC [39580]	19	16	1.1%
Lafayette, LA [29180]	19	13	1.1%
Philadelphia-Camden-Wilmington, PA-NJ-DE-MD [37980]	18	19	1%
Salt Lake City, UT [41620]	18	19	1%
Cincinnati-Middletown, OH-KY-IN [17140]	18	18	1%
Akron, OH [10420]	18	14	1%
Milwaukee-Waukesha-West Allis, WI [33340]	18	12	1%
Palm Bay-Melbourne-Titusville, FL [37340]	17	14	1%
Durham, NC [20500]	17	13	1%
Houma-Bayou Cane-Thibodaux, LA [26380]	15	12	0.9%
Des Moines-West Des Moines, IA [19780]	15	11	0.9%
San Antonio, TX [41700]	15	11	0.9%
Oklahoma City, OK [36420]	15	6	0.9%
Santa Rosa-Petaluma, CA [42220]	15	6	0.9%
Charlotte-Gastonia-Concord, NC-SC [16740]	14	19	0.8%
Orlando-Kissimmee, FL [36740]	14	16	0.8%
Portland-Vancouver-Beaverton, OR-WA [38900]	14	16	0.8%
Oxnard-Thousand Oaks-Ventura, CA [37100]	14	13	0.8%
Sacramento--Arden-Arcade--Roseville, CA [40900]	14	9	0.8%
Greeley, CO [24540]	14	8	0.8%
Norwich-New London, CT [35980]	14	8	0.8%
Naples-Marco Island, FL [34940]	14	4	0.8%
Kansas City, MO-KS [28140]	13	17	0.8%
Boulder, CO [14500]	13	11	0.8%
New Haven-Milford, CT [35300]	12	9	0.7%
Augusta-Richmond County, GA-SC [12260]	11	17	0.6%
Ann Arbor, MI [11460]	11	13	0.6%
Albuquerque, NM [10740]	11	11	0.6%
Richmond, VA [40060]	11	9	0.6%
Modesto, CA [33700]	11	8	0.6%
Fort Collins-Loveland, CO [22660]	11	7	0.6%
Anchorage, AK [11260]	11	7	0.6%
Madison, WI [31540]	10	12	0.6%
Indianapolis-Carmel, IN [26900]	10	11	0.6%
Columbus, OH [18140]	10	9	0.6%
Appleton, WI [11540]	9	14	0.5%
Austin-Round Rock, TX [12420]	9	10	0.5%
Gainesville, GA [23580]	9	8	0.5%
Albany-Schenectady-Troy, NY [10580]	9	7	0.5%
Bridgeport-Stamford-Norwalk, CT [14860]	9	7	0.5%
Stockton, CA [44700]	9	6	0.5%
Bakersfield, CA [12540]	9	6	0.5%
Fort Wayne, IN [23060]	9	5	0.5%
Las Vegas-Paradise, NV [29820]	9	5	0.5%
Rochester, MN [40340]	9	4	0.5%
Rochester, NY [40380]	8	8	0.5%
Columbia, MO [17860]	8	8	0.5%
Worcester, MA [49340]	8	6	0.5%
Laredo, TX [29700]	8	5	0.5%

Virginia Beach-Norfolk-Newport News, VA-NC [47260]	7	11	0.4%
Memphis, TN-MS-AR [32820]	7	10	0.4%
Huntington-Ashland, WV-KY-OH [26580]	7	9	0.4%
Ogden-Clearfield, UT [36260]	7	9	0.4%
Louisville/Jefferson County, KY-IN [31140]	7	8	0.4%
Cape Coral-Fort Myers, FL [15980]	7	7	0.4%
Bellingham, WA [13380]	7	7	0.4%
Oshkosh-Neenah, WI [36780]	7	6	0.4%
Dayton, OH [19380]	7	6	0.4%
Portland-South Portland-Biddeford, ME [38860]	7	6	0.4%
Syracuse, NY [45060]	7	5	0.4%
Waterloo-Cedar Falls, IA [47940]	7	4	0.4%
Buffalo-Niagara Falls, NY [15380]	7	4	0.4%
Port St. Lucie, FL [38940]	6	9	0.3%
Winston-Salem, NC [49180]	6	8	0.3%
Green Bay, WI [24580]	6	8	0.3%
St. Louis, MO-IL [41180]	6	6	0.3%
Reno-Sparks, NV [39900]	6	6	0.3%
Birmingham-Hoover, AL [13820]	6	6	0.3%
South Bend-Mishawaka, IN-MI [43780]	6	5	0.3%
Hickory-Lenoir-Morganton, NC [25860]	6	5	0.3%
Fresno, CA [23420]	6	5	0.3%
Wilmington, NC [48900]	6	5	0.3%
Flint, MI [22420]	6	5	0.3%
Allentown-Bethlehem-Easton, PA-NJ [10900]	6	4	0.3%
Youngstown-Warren-Boardman, OH-PA [49660]	6	2	0.3%
Clarksville, TN-KY [17300]	6	1	0.3%
Yuba City, CA [49700]	6	1	0.3%
Janesville, WI [27500]	5	10	0.3%
Blacksburg-Christiansburg-Radford, VA [13980]	5	9	0.3%
Canton-Massillon, OH [15940]	5	6	0.3%
Provo-Orem, UT [39340]	5	5	0.3%
Lakeland, FL [29460]	5	5	0.3%
Kalamazoo-Portage, MI [28020]	5	4	0.3%
Midland, TX [33260]	5	3	0.3%
Pensacola-Ferry Pass-Brent, FL [37860]	5	3	0.3%
Bremerton-Silverdale, WA [14740]	5	3	0.3%
Elkhart-Goshen, IN [21140]	4	7	0.2%
Fayetteville-Springdale-Rogers, AR-MO [22220]	4	5	0.2%
Nashville-Davidson--Murfreesboro--Franklin, TN [34980]	4	5	0.2%
Baton Rouge, LA [12940]	4	5	0.2%
San Luis Obispo-Paso Robles, CA [42020]	4	5	0.2%
Wichita, KS [48620]	4	5	0.2%
Tulsa, OK [46140]	4	4	0.2%
Tallahassee, FL [45220]	4	4	0.2%
Colorado Springs, CO [17820]	4	4	0.2%
Gainesville, FL [23540]	4	4	0.2%
Scranton--Wilkes-Barre, PA [42540]	4	4	0.2%
Boise City-Nampa, ID [14260]	4	4	0.2%
Charleston-North Charleston, SC [16700]	4	4	0.2%
Athens-Clarke County, GA [12020]	4	3	0.2%
Ocala, FL [36100]	4	3	0.2%
Charleston, WV [16620]	4	3	0.2%
Lake Havasu City-Kingman, AZ [29420]	4	2	0.2%
Bloomington, IN [14020]	4	2	0.2%
Hagerstown-Martinsburg, MD-WV [25180]	4	2	0.2%
Visalia-Porterville, CA [47300]	3	8	0.2%
Sioux Falls, SD [43620]	3	7	0.2%
Kennewick-Richland-Pasco, WA [28420]	3	6	0.2%
Muskegon-Norton Shores, MI [34740]	3	5	0.2%
Rockford, IL [40420]	3	4	0.2%
Reading, PA [39740]	3	4	0.2%
Lancaster, PA [29540]	3	4	0.2%
Omaha-Council Bluffs, NE-IA [36540]	3	4	0.2%
Deltona-Daytona Beach-Ormond Beach, FL [19660]	3	3	0.2%

Jacksonville, FL [27260]	3	3	0.2%
Santa Cruz-Watsonville, CA [42100]	3	3	0.2%
Huntsville, AL [26620]	3	3	0.2%
York-Hanover, PA [49620]	3	2	0.2%
Eau Claire, WI [20740]	3	2	0.2%
Racine, WI [39540]	3	2	0.2%
Columbia, SC [17900]	3	2	0.2%
Monroe, LA [33740]	3	1	0.2%
Lansing-East Lansing, MI [29620]	3	1	0.2%
Providence-New Bedford-Fall River, RI-MA [39300]	2	4	0.1%
Greenville-Mauldin-Easley, SC [24860]	2	4	0.1%
Chattanooga, TN-GA [16860]	2	4	0.1%
Saginaw-Saginaw Township North, MI [40980]	2	4	0.1%
Lexington-Fayette, KY [30460]	2	3	0.1%
Salem, OR [41420]	2	3	0.1%
Eugene-Springfield, OR [21660]	2	3	0.1%
Spokane, WA [44060]	2	3	0.1%
Fargo, ND-MN [22020]	2	2	0.1%
Springfield, IL [44100]	2	2	0.1%
Punta Gorda, FL [39460]	2	2	0.1%
Knoxville, TN [28940]	2	2	0.1%
Grand Rapids-Wyoming, MI [24340]	2	2	0.1%
Corpus Christi, TX [18580]	2	2	0.1%
Prescott, AZ [39140]	2	2	0.1%
Manchester-Nashua, NH [31700]	2	1	0.1%
Yakima, WA [49420]	2	1	0.1%
Vallejo-Fairfield, CA [46700]	2	1	0.1%

> CONVEYORS: FLUID CURRENT [406] - {664} : (148)

Metro Region	Patents	Inventors	% Of Class
Chicago-Naperville-Joliet, IL-IN-WI [16980]	66	85	9.9%
Minneapolis-St. Paul-Bloomington, MN-WI [33460]	49	46	7.4%
New York-Northern New Jersey-Long Island, NY-NJ-PA [35620]	43	48	6.5%
San Francisco-Oakland-Fremont, CA [41860]	35	39	5.3%
Boston-Cambridge-Quincy, MA-NH [14460]	34	27	5.1%
Akron, OH [10420]	27	14	4.1%
Canton-Massillon, OH [15940]	24	12	3.6%
Detroit-Warren-Livonia, MI [19820]	21	28	3.2%
Cleveland-Elyria-Mentor, OH [17460]	20	18	3%
Dallas-Fort Worth-Arlington, TX [19100]	19	21	2.9%
Atlanta-Sandy Springs-Marietta, GA [12060]	18	24	2.7%
Pittsburgh, PA [38300]	17	7	2.6%
Miami-Fort Lauderdale-Pompano Beach, FL [33100]	17	6	2.6%
Kansas City, MO-KS [28140]	16	19	2.4%
Philadelphia-Camden-Wilmington, PA-NJ-DE-MD [37980]	15	15	2.3%
Milwaukee-Waukesha-West Allis, WI [33340]	13	13	2%
St. Louis, MO-IL [41180]	13	5	2%
Cincinnati-Middletown, OH-KY-IN [17140]	12	17	1.8%
Orlando-Kissimmee, FL [36740]	12	7	1.8%
Riverside-San Bernardino-Ontario, CA [40140]	12	6	1.8%
Lakeland, FL [29460]	12	5	1.8%
Oxnard-Thousand Oaks-Ventura, CA [37100]	10	11	1.5%
Denver-Aurora, CO [19740]	10	11	1.5%
San Jose-Sunnyvale-Santa Clara, CA [41940]	10	10	1.5%
Washington-Arlington-Alexandria, DC-VA-MD-WV [47900]	10	8	1.5%
Rockford, IL [40420]	10	8	1.5%
San Diego-Carlsbad-San Marcos, CA [41740]	9	9	1.4%
Palm Bay-Melbourne-Titusville, FL [37340]	9	2	1.4%
Columbus, OH [18140]	8	10	1.2%
Grand Rapids-Wyoming, MI [24340]	8	9	1.2%
Salt Lake City, UT [41620]	8	6	1.2%

Sioux Falls, SD [43620]	8	6	1.2%
Seattle-Tacoma-Bellevue, WA [42660]	7	20	1.1%
Tampa-St. Petersburg-Clearwater, FL [45300]	7	7	1.1%
Providence-New Bedford-Fall River, RI-MA [39300]	7	7	1.1%
Phoenix-Mesa-Scottsdale, AZ [38060]	7	6	1.1%
Greenville-Mauldin-Easley, SC [24860]	7	1	1.1%
Charlotte-Gastonia-Concord, NC-SC [16740]	6	11	0.9%
Bridgeport-Stamford-Norwalk, CT [14860]	5	7	0.8%
Allentown-Bethlehem-Easton, PA-NJ [10900]	5	7	0.8%
Racine, WI [39540]	5	6	0.8%
Indianapolis-Carmel, IN [26900]	5	5	0.8%
Duluth, MN-WI [20260]	5	1	0.8%
Durham, NC [20500]	4	8	0.6%
Raleigh-Cary, NC [39580]	4	7	0.6%
Houston-Sugar Land-Baytown, TX [26420]	4	6	0.6%
Portland-Vancouver-Beaverton, OR-WA [38900]	4	5	0.6%
Toledo, OH [45780]	4	5	0.6%
New Orleans-Metairie-Kenner, LA [35380]	4	5	0.6%
Sacramento--Arden-Arcade--Roseville, CA [40900]	4	5	0.6%
Kalamazoo-Portage, MI [28020]	4	4	0.6%
Santa Rosa-Petaluma, CA [42220]	4	4	0.6%
Boulder, CO [14500]	4	4	0.6%
Huntsville, AL [26620]	4	1	0.6%
Winston-Salem, NC [49180]	3	7	0.5%
New Haven-Milford, CT [35300]	3	6	0.5%
Rochester, NY [40380]	3	5	0.5%
Madison, WI [31540]	3	4	0.5%
Baltimore-Towson, MD [12580]	3	4	0.5%
Dayton, OH [19380]	3	4	0.5%
Baton Rouge, LA [12940]	3	3	0.5%
Memphis, TN-MS-AR [32820]	3	3	0.5%
Scranton--Wilkes-Barre, PA [42540]	3	3	0.5%
Bakersfield, CA [12540]	3	2	0.5%
Nashville-Davidson--Murfreesboro--Franklin, TN [34980]	3	2	0.5%
Knoxville, TN [28940]	3	2	0.5%
Tucson, AZ [46060]	3	1	0.5%
Manchester-Nashua, NH [31700]	3	1	0.5%
Kennewick-Richland-Pasco, WA [28420]	2	9	0.3%
Eugene-Springfield, OR [21660]	2	5	0.3%
Lancaster, PA [29540]	2	5	0.3%
Oshkosh-Neenah, WI [36780]	2	4	0.3%
Oklahoma City, OK [36420]	2	4	0.3%
Las Vegas-Paradise, NV [29820]	2	4	0.3%
Ogden-Clearfield, UT [36260]	2	4	0.3%
Worcester, MA [49340]	2	4	0.3%
Greensboro-High Point, NC [24660]	2	4	0.3%
Appleton, WI [11540]	2	4	0.3%
Albuquerque, NM [10740]	2	3	0.3%
South Bend-Mishawaka, IN-MI [43780]	2	3	0.3%
Syracuse, NY [45060]	2	3	0.3%
Cape Coral-Fort Myers, FL [15980]	2	3	0.3%
Waterloo-Cedar Falls, IA [47940]	2	2	0.3%
Youngstown-Warren-Boardman, OH-PA [49660]	2	2	0.3%
Albany-Schenectady-Troy, NY [10580]	2	2	0.3%
Hartford-West Hartford-East Hartford, CT [25540]	2	2	0.3%
Buffalo-Niagara Falls, NY [15380]	2	2	0.3%
Utica-Rome, NY [46540]	2	2	0.3%
Ann Arbor, MI [11460]	2	2	0.3%
Stockton, CA [44700]	2	2	0.3%
Greeley, CO [24540]	2	2	0.3%
Barnstable Town, MA [12700]	2	2	0.3%
Modesto, CA [33700]	2	2	0.3%
Wilmington, NC [48900]	2	2	0.3%
Monroe, LA [33740]	2	1	0.3%
Spokane, WA [44060]	2	1	0.3%

Lansing-East Lansing, MI [29620] 2 1 0.3%

> CUTTERS, FOR SHAPING [407] - {304} : (79)

Metro Region	Patents	Inventors	% Of Class
Pittsburgh, PA [38300]	91	84	29.9%
New York-Northern New Jersey-Long Island, NY-NJ-PA [35620]	25	21	8.2%
Chicago-Naperville-Joliet, IL-IN-WI [16980]	20	24	6.6%
Nashville-Davidson--Murfreeseboro--Franklin, TN [34980]	18	6	5.9%
Detroit-Warren-Livonia, MI [19820]	17	18	5.6%
Boston-Cambridge-Quincy, MA-NH [14460]	12	15	3.9%
Cleveland-Elyria-Mentor, OH [17460]	12	9	3.9%
Akron, OH [10420]	11	11	3.6%
Milwaukee-Waukesha-West Allis, WI [33340]	7	8	2.3%
Phoenix-Mesa-Scottsdale, AZ [38060]	7	5	2.3%
Racine, WI [39540]	6	8	2%
San Francisco-Oakland-Fremont, CA [41860]	5	6	1.6%
Rockford, IL [40420]	5	4	1.6%
Charlotte-Gastonia-Concord, NC-SC [16740]	5	4	1.6%
Providence-New Bedford-Fall River, RI-MA [39300]	5	4	1.6%
Durham, NC [20500]	5	2	1.6%
Raleigh-Cary, NC [39580]	5	2	1.6%
St. Louis, MO-IL [41180]	4	6	1.3%
Hartford-West Hartford-East Hartford, CT [25540]	4	5	1.3%
Washington-Arlington-Alexandria, DC-VA-MD-WV [47900]	4	4	1.3%
Cincinnati-Middletown, OH-KY-IN [17140]	4	4	1.3%
Canton-Massillon, OH [15940]	4	3	1.3%
Green Bay, WI [24580]	4	3	1.3%
San Diego-Carlsbad-San Marcos, CA [41740]	3	9	1%
Fort Wayne, IN [23060]	3	6	1%
Minneapolis-St. Paul-Bloomington, MN-WI [33460]	3	5	1%
Miami-Fort Lauderdale-Pompano Beach, FL [33100]	3	4	1%
Ann Arbor, MI [11460]	3	3	1%
Atlanta-Sandy Springs-Marietta, GA [12060]	3	3	1%
Houston-Sugar Land-Baytown, TX [26420]	3	3	1%
Dayton, OH [19380]	3	3	1%
New Haven-Milford, CT [35300]	3	3	1%
Salt Lake City, UT [41620]	3	3	1%
Baltimore-Towson, MD [12580]	3	3	1%
Seattle-Tacoma-Bellevue, WA [42660]	2	7	0.7%
Flint, MI [22420]	2	3	0.7%
Philadelphia-Camden-Wilmington, PA-NJ-DE-MD [37980]	2	3	0.7%
Harrisburg-Carlisle, PA [25420]	2	3	0.7%
York-Hanover, PA [49620]	2	2	0.7%
Allentown-Bethlehem-Easton, PA-NJ [10900]	2	2	0.7%
Fayetteville-Springdale-Rogers, AR-MO [22220]	2	2	0.7%
Bridgeport-Stamford-Norwalk, CT [14860]	2	2	0.7%
Springfield, IL [44100]	2	2	0.7%
Jacksonville, FL [27260]	2	2	0.7%
Tampa-St. Petersburg-Clearwater, FL [45300]	2	2	0.7%
Youngstown-Warren-Boardman, OH-PA [49660]	2	2	0.7%
Boise City-Nampa, ID [14260]	2	2	0.7%
Greensboro-High Point, NC [24660]	2	2	0.7%
Naples-Marco Island, FL [34940]	2	1	0.7%
Janesville, WI [27500]	2	1	0.7%
Cape Coral-Fort Myers, FL [15980]	2	1	0.7%

> CUTTING BY USE OF ROTATING AXIALLY MOVING TOOL [408] - {397} : (110)

Metro Region	Patents	Inventors	% Of Class
--------------	---------	-----------	------------

Baltimore-Towson, MD [12580]	41	40	10.3%
Chicago-Naperville-Joliet, IL-IN-WI [16980]	38	44	9.6%
New York-Northern New Jersey-Long Island, NY-NJ-PA [35620]	20	22	5%
Seattle-Tacoma-Bellevue, WA [42660]	19	26	4.8%
Greenville-Mauldin-Easley, SC [24860]	19	20	4.8%
Milwaukee-Waukesha-West Allis, WI [33340]	19	20	4.8%
St. Louis, MO-IL [41180]	17	22	4.3%
Pittsburgh, PA [38300]	17	18	4.3%
Detroit-Warren-Livonia, MI [19820]	15	15	3.8%
Canton-Massillon, OH [15940]	13	4	3.3%
Winston-Salem, NC [49180]	12	2	3%
Dallas-Fort Worth-Arlington, TX [19100]	10	9	2.5%
York-Hanover, PA [49620]	10	9	2.5%
Rockford, IL [40420]	9	7	2.3%
Springfield, MA [44140]	9	7	2.3%
Augusta-Richmond County, GA-SC [12260]	9	5	2.3%
Cincinnati-Middletown, OH-KY-IN [17140]	8	5	2%
Phoenix-Mesa-Scottsdale, AZ [38060]	7	10	1.8%
Houston-Sugar Land-Baytown, TX [26420]	7	6	1.8%
Philadelphia-Camden-Wilmington, PA-NJ-DE-MD [37980]	6	10	1.5%
Racine, WI [39540]	6	3	1.5%
Charlotte-Gastonia-Concord, NC-SC [16740]	5	7	1.3%
Washington-Arlington-Alexandria, DC-VA-MD-WV [47900]	5	6	1.3%
Riverside-San Bernardino-Ontario, CA [40140]	5	6	1.3%
Ann Arbor, MI [11460]	5	5	1.3%
Durham, NC [20500]	5	1	1.3%
Raleigh-Cary, NC [39580]	5	1	1.3%
Oxnard-Thousand Oaks-Ventura, CA [37100]	4	7	1%
Portland-Vancouver-Beaverton, OR-WA [38900]	4	5	1%
San Francisco-Oakland-Fremont, CA [41860]	4	5	1%
Atlanta-Sandy Springs-Marietta, GA [12060]	4	4	1%
Nashville-Davidson--Murfreesboro--Franklin, TN [34980]	4	4	1%
Allentown-Bethlehem-Easton, PA-NJ [10900]	4	4	1%
Hartford-West Hartford-East Hartford, CT [25540]	4	4	1%
Provo-Orem, UT [39340]	4	3	1%
Tampa-St. Petersburg-Clearwater, FL [45300]	4	3	1%
Erie, PA [21500]	4	1	1%
Minneapolis-St. Paul-Bloomington, MN-WI [33460]	3	4	0.8%
Columbia, SC [17900]	3	4	0.8%
Kansas City, MO-KS [28140]	3	3	0.8%
Boston-Cambridge-Quincy, MA-NH [14460]	3	3	0.8%
Las Vegas-Paradise, NV [29820]	3	2	0.8%
Knoxville, TN [28940]	3	2	0.8%
Saginaw-Saginaw Township North, MI [40980]	3	2	0.8%
Columbus, OH [18140]	3	2	0.8%
Flint, MI [22420]	3	2	0.8%
Miami-Fort Lauderdale-Pompano Beach, FL [33100]	2	4	0.5%
Akron, OH [10420]	2	4	0.5%
Tulsa, OK [46140]	2	3	0.5%
Sacramento--Arden-Arcade--Roseville, CA [40900]	2	2	0.5%
Boulder, CO [14500]	2	2	0.5%
Greensboro-High Point, NC [24660]	2	2	0.5%
Orlando-Kissimmee, FL [36740]	2	2	0.5%
San Diego-Carlsbad-San Marcos, CA [41740]	2	2	0.5%
Cleveland-Elyria-Mentor, OH [17460]	2	2	0.5%
Madison, WI [31540]	2	2	0.5%
Greeley, CO [24540]	2	2	0.5%
Fort Wayne, IN [23060]	2	2	0.5%
Fort Collins-Loveland, CO [22660]	2	2	0.5%
Reading, PA [39740]	2	1	0.5%
Colorado Springs, CO [17820]	2	1	0.5%

> GEAR CUTTING, MILLING, OR PLANING [409] - {205} : (73)

Metro Region	Patents	Inventors	% Of Class
Chicago-Naperville-Joliet, IL-IN-WI [16980]	29	36	14.1%
Detroit-Warren-Livonia, MI [19820]	17	17	8.3%
Cleveland-Elyria-Mentor, OH [17460]	16	13	7.8%
Pittsburgh, PA [38300]	15	20	7.3%
Durham, NC [20500]	11	4	5.4%
Akron, OH [10420]	10	3	4.9%
Rochester, NY [40380]	9	18	4.4%
Ann Arbor, MI [11460]	9	6	4.4%
Raleigh-Cary, NC [39580]	8	4	3.9%
Rockford, IL [40420]	7	10	3.4%
Seattle-Tacoma-Bellevue, WA [42660]	6	10	2.9%
Sacramento--Arden-Arcade--Roseville, CA [40900]	6	4	2.9%
St. Louis, MO-IL [41180]	5	8	2.4%
Madison, WI [31540]	5	8	2.4%
San Francisco-Oakland-Fremont, CA [41860]	5	7	2.4%
Washington-Arlington-Alexandria, DC-VA-MD-WV [47900]	5	4	2.4%
York-Hanover, PA [49620]	5	2	2.4%
Hartford-West Hartford-East Hartford, CT [25540]	4	10	2%
Cincinnati-Middletown, OH-KY-IN [17140]	4	9	2%
New York-Northern New Jersey-Long Island, NY-NJ-PA [35620]	4	7	2%
Charlotte-Gastonia-Concord, NC-SC [16740]	4	4	2%
Houston-Sugar Land-Baytown, TX [26420]	3	5	1.5%
Boston-Cambridge-Quincy, MA-NH [14460]	3	3	1.5%
Phoenix-Mesa-Scottsdale, AZ [38060]	3	2	1.5%
Riverside-San Bernardino-Ontario, CA [40140]	3	1	1.5%
Oxnard-Thousand Oaks-Ventura, CA [37100]	2	4	1%
Baltimore-Towson, MD [12580]	2	4	1%
Evansville, IN-KY [21780]	2	3	1%
San Jose-Sunnyvale-Santa Clara, CA [41940]	2	3	1%
Wichita, KS [48620]	2	3	1%
Indianapolis-Carmel, IN [26900]	2	2	1%
Greensboro-High Point, NC [24660]	2	2	1%
San Diego-Carlsbad-San Marcos, CA [41740]	2	2	1%
Sioux Falls, SD [43620]	2	1	1%
Omaha-Council Bluffs, NE-IA [36540]	2	1	1%
Springfield, IL [44100]	2	1	1%
Greenville, NC [24780]	2	1	1%

> FREIGHT ACCOMMODATION ON FREIGHT CARRIER [410] - {497} : (147)

Metro Region	Patents	Inventors	% Of Class
Chicago-Naperville-Joliet, IL-IN-WI [16980]	64	39	12.9%
Detroit-Warren-Livonia, MI [19820]	38	49	7.6%
New York-Northern New Jersey-Long Island, NY-NJ-PA [35620]	22	30	4.4%
Dallas-Fort Worth-Arlington, TX [19100]	21	10	4.2%
Portland-Vancouver-Beaverton, OR-WA [38900]	16	18	3.2%
Atlanta-Sandy Springs-Marietta, GA [12060]	15	18	3%
Washington-Arlington-Alexandria, DC-VA-MD-WV [47900]	13	6	2.6%
Seattle-Tacoma-Bellevue, WA [42660]	12	11	2.4%
Sacramento--Arden-Arcade--Roseville, CA [40900]	10	10	2%
Milwaukee-Waukesha-West Allis, WI [33340]	10	9	2%
South Bend-Mishawaka, IN-MI [43780]	10	6	2%
Pittsburgh, PA [38300]	9	13	1.8%
Philadelphia-Camden-Wilmington, PA-NJ-DE-MD [37980]	9	12	1.8%
Ann Arbor, MI [11460]	9	9	1.8%
Akron, OH [10420]	9	7	1.8%
San Diego-Carlsbad-San Marcos, CA [41740]	9	7	1.8%
Kalamazoo-Portage, MI [28020]	9	3	1.8%
Elkhart-Goshen, IN [21140]	9	2	1.8%



Raleigh-Cary, NC [39580]	8	12	1.6%
Riverside-San Bernardino-Ontario, CA [40140]	8	6	1.6%
Gainesville, GA [23580]	8	5	1.6%
Durham, NC [20500]	7	9	1.4%
Miami-Fort Lauderdale-Pompano Beach, FL [33100]	7	7	1.4%
Birmingham-Hoover, AL [13820]	7	5	1.4%
Flint, MI [22420]	7	4	1.4%
Greenville-Mauldin-Easley, SC [24860]	6	8	1.2%
Cleveland-Elyria-Mentor, OH [17460]	6	6	1.2%
Indianapolis-Carmel, IN [26900]	6	6	1.2%
Cincinnati-Middletown, OH-KY-IN [17140]	6	5	1.2%
Jacksonville, FL [27260]	6	5	1.2%
Hartford-West Hartford-East Hartford, CT [25540]	6	4	1.2%
New Orleans-Metairie-Kenner, LA [35380]	6	4	1.2%
Orlando-Kissimmee, FL [36740]	5	8	1%
Denver-Aurora, CO [19740]	5	7	1%
Nashville-Davidson--Murfreesboro--Franklin, TN [34980]	5	6	1%
Phoenix-Mesa-Scottsdale, AZ [38060]	5	5	1%
Houston-Sugar Land-Baytown, TX [26420]	5	5	1%
Kansas City, MO-KS [28140]	5	5	1%
Oklahoma City, OK [36420]	4	12	0.8%
Columbus, OH [18140]	4	7	0.8%
Houma-Bayou Cane-Thibodaux, LA [26380]	4	7	0.8%
Boise City-Nampa, ID [14260]	4	6	0.8%
Chattanooga, TN-GA [16860]	4	5	0.8%
Boston-Cambridge-Quincy, MA-NH [14460]	4	5	0.8%
Fort Wayne, IN [23060]	4	5	0.8%
Omaha-Council Bluffs, NE-IA [36540]	4	4	0.8%
Worcester, MA [49340]	4	4	0.8%
Youngstown-Warren-Boardman, OH-PA [49660]	4	3	0.8%
Canton-Massillon, OH [15940]	4	2	0.8%
Knoxville, TN [28940]	4	1	0.8%
Charlotte-Gastonia-Concord, NC-SC [16740]	3	7	0.6%
Minneapolis-St. Paul-Bloomington, MN-WI [33460]	3	6	0.6%
Grand Rapids-Wyoming, MI [24340]	3	6	0.6%
Springfield, MA [44140]	3	5	0.6%
Oxnard-Thousand Oaks-Ventura, CA [37100]	3	4	0.6%
San Francisco-Oakland-Fremont, CA [41860]	3	4	0.6%
Yuba City, CA [49700]	3	3	0.6%
Des Moines-West Des Moines, IA [19780]	3	3	0.6%
San Antonio, TX [41700]	3	3	0.6%
Allentown-Bethlehem-Easton, PA-NJ [10900]	3	2	0.6%
Wichita, KS [48620]	3	2	0.6%
San Jose-Sunnyvale-Santa Clara, CA [41940]	3	2	0.6%
Winston-Salem, NC [49180]	3	2	0.6%
Huntsville, AL [26620]	2	5	0.4%
Louisville/Jefferson County, KY-IN [31140]	2	4	0.4%
Oshkosh-Neenah, WI [36780]	2	4	0.4%
Medford, OR [32780]	2	3	0.4%
Lafayette, LA [29180]	2	3	0.4%
Trenton-Ewing, NJ [45940]	2	3	0.4%
Bakersfield, CA [12540]	2	3	0.4%
Lansing-East Lansing, MI [29620]	2	3	0.4%
Salem, OR [41420]	2	2	0.4%
Duluth, MN-WI [20260]	2	2	0.4%
Spokane, WA [44060]	2	2	0.4%
Virginia Beach-Norfolk-Newport News, VA-NC [47260]	2	2	0.4%
Sioux City, IA-NE-SD [43580]	2	2	0.4%
Richmond, VA [40060]	2	2	0.4%
Appleton, WI [11540]	2	2	0.4%
Fort Collins-Loveland, CO [22660]	2	2	0.4%
Erie, PA [21500]	2	2	0.4%
Albany-Schenectady-Troy, NY [10580]	2	2	0.4%
Pensacola-Ferry Pass-Brent, FL [37860]	2	2	0.4%
Topeka, KS [45820]	2	2	0.4%

New Haven-Milford, CT [35300]	2	2	0.4%
Bridgeport-Stamford-Norwalk, CT [14860]	2	2	0.4%
Asheville, NC [11700]	2	2	0.4%
Kingston, NY [28740]	2	2	0.4%
Spartanburg, SC [43900]	2	2	0.4%
Boulder, CO [14500]	2	2	0.4%
Stockton, CA [44700]	2	2	0.4%
Racine, WI [39540]	2	2	0.4%
Springfield, IL [44100]	2	2	0.4%
Reading, PA [39740]	2	1	0.4%
Madison, WI [31540]	2	1	0.4%
Colorado Springs, CO [17820]	2	1	0.4%
Tyler, TX [46340]	2	1	0.4%

> EXPANDED, THREADED, DRIVEN, HEADED, TOOL-DEFORMED, OR LOCKED-THREADED FASTENER [411] - {713} : (142)

Metro Region	Patents	Inventors	% Of Class
Chicago-Naperville-Joliet, IL-IN-WI [16980]	117	133	16.4%
Detroit-Warren-Livonia, MI [19820]	111	105	15.6%
New York-Northern New Jersey-Long Island, NY-NJ-PA [35620]	38	35	5.3%
Philadelphia-Camden-Wilmington, PA-NJ-DE-MD [37980]	33	27	4.6%
San Diego-Carlsbad-San Marcos, CA [41740]	31	18	4.3%
Seattle-Tacoma-Bellevue, WA [42660]	28	51	3.9%
Ann Arbor, MI [11460]	28	20	3.9%
Cleveland-Elyria-Mentor, OH [17460]	20	14	2.8%
Phoenix-Mesa-Scottsdale, AZ [38060]	19	24	2.7%
San Francisco-Oakland-Fremont, CA [41860]	18	23	2.5%
Riverside-San Bernardino-Ontario, CA [40140]	17	11	2.4%
Houston-Sugar Land-Baytown, TX [26420]	16	23	2.2%
Springfield, MA [44140]	16	19	2.2%
Bridgeport-Stamford-Norwalk, CT [14860]	16	12	2.2%
Hartford-West Hartford-East Hartford, CT [25540]	13	18	1.8%
San Jose-Sunnyvale-Santa Clara, CA [41940]	13	11	1.8%
Akron, OH [10420]	12	10	1.7%
Dallas-Fort Worth-Arlington, TX [19100]	11	16	1.5%
New Haven-Milford, CT [35300]	11	10	1.5%
Baltimore-Towson, MD [12580]	10	13	1.4%
Boston-Cambridge-Quincy, MA-NH [14460]	9	11	1.3%
Flint, MI [22420]	9	6	1.3%
Eau Claire, WI [20740]	8	9	1.1%
Pittsburgh, PA [38300]	8	9	1.1%
Atlanta-Sandy Springs-Marietta, GA [12060]	8	8	1.1%
Providence-New Bedford-Fall River, RI-MA [39300]	7	10	1%
Oxnard-Thousand Oaks-Ventura, CA [37100]	7	7	1%
Minneapolis-St. Paul-Bloomington, MN-WI [33460]	7	6	1%
Grand Rapids-Wyoming, MI [24340]	7	1	1%
Cincinnati-Middletown, OH-KY-IN [17140]	6	14	0.8%
Tucson, AZ [46060]	6	12	0.8%
Indianapolis-Carmel, IN [26900]	6	7	0.8%
Orlando-Kissimmee, FL [36740]	6	6	0.8%
Rockford, IL [40420]	6	4	0.8%
Austin-Round Rock, TX [12420]	5	12	0.7%
Nashville-Davidson--Murfreesboro--Franklin, TN [34980]	5	9	0.7%
South Bend-Mishawaka, IN-MI [43780]	5	6	0.7%
Buffalo-Niagara Falls, NY [15380]	5	4	0.7%
Reno-Sparks, NV [39900]	5	4	0.7%
Worcester, MA [49340]	5	4	0.7%
Fort Wayne, IN [23060]	4	7	0.6%
Memphis, TN-MS-AR [32820]	4	6	0.6%
Columbus, OH [18140]	4	5	0.6%
Miami-Fort Lauderdale-Pompano Beach, FL [33100]	4	4	0.6%

Norwich-New London, CT [35980]	4	4	0.6%
St. Louis, MO-IL [41180]	4	4	0.6%
Santa Cruz-Watsonville, CA [42100]	4	4	0.6%
Manchester-Nashua, NH [31700]	4	4	0.6%
Waco, TX [47380]	4	3	0.6%
Kingston, NY [28740]	4	3	0.6%
Toledo, OH [45780]	4	3	0.6%
Milwaukee-Waukesha-West Allis, WI [33340]	3	7	0.4%
Greenville-Mauldin-Easley, SC [24860]	3	7	0.4%
Portland-Vancouver-Beaverton, OR-WA [38900]	3	5	0.4%
Tallahassee, FL [45220]	3	5	0.4%
San Antonio, TX [41700]	3	5	0.4%
Lynchburg, VA [31340]	3	4	0.4%
Syracuse, NY [45060]	3	4	0.4%
Canton-Massillon, OH [15940]	3	4	0.4%
Birmingham-Hoover, AL [13820]	3	4	0.4%
Houma-Bayou Cane-Thibodaux, LA [26380]	3	3	0.4%
Rochester, NY [40380]	3	3	0.4%
Sacramento--Arden-Arcade--Roseville, CA [40900]	3	3	0.4%
Portland-South Portland-Biddeford, ME [38860]	3	2	0.4%
San Luis Obispo-Paso Robles, CA [42020]	3	2	0.4%
Charleston-North Charleston, SC [16700]	3	1	0.4%
Kalamazoo-Portage, MI [28020]	2	5	0.3%
Panama City-Lynn Haven, FL [37460]	2	5	0.3%
Colorado Springs, CO [17820]	2	5	0.3%
Ogden-Clearfield, UT [36260]	2	4	0.3%
Washington-Arlington-Alexandria, DC-VA-MD-WV [47900]	2	4	0.3%
Tampa-St. Petersburg-Clearwater, FL [45300]	2	4	0.3%
Provo-Orem, UT [39340]	2	4	0.3%
Richmond, VA [40060]	2	3	0.3%
Raleigh-Cary, NC [39580]	2	3	0.3%
Elkhart-Goshen, IN [21140]	2	3	0.3%
Kingsport-Bristol-Bristol, TN-VA [28700]	2	2	0.3%
Johnson City, TN [27740]	2	2	0.3%
Omaha-Council Bluffs, NE-IA [36540]	2	2	0.3%
Charlotte-Gastonia-Concord, NC-SC [16740]	2	2	0.3%
Durham, NC [20500]	2	2	0.3%
Longview, TX [30980]	2	2	0.3%
Santa Rosa-Petaluma, CA [42220]	2	2	0.3%
Winston-Salem, NC [49180]	2	2	0.3%
Madison, WI [31540]	2	2	0.3%
Denver-Aurora, CO [19740]	2	2	0.3%
Albany-Schenectady-Troy, NY [10580]	2	2	0.3%
Dover, DE [20100]	2	1	0.3%
Niles-Benton Harbor, MI [35660]	2	1	0.3%
Prescott, AZ [39140]	2	1	0.3%

> BOOKBINDING: PROCESS AND APPARATUS [412] - {54} : (20)

Metro Region	Patents	Inventors	% Of Class
San Francisco-Oakland-Fremont, CA [41860]	16	21	29.6%
San Jose-Sunnyvale-Santa Clara, CA [41940]	15	15	27.8%
Chicago-Naperville-Joliet, IL-IN-WI [16980]	6	14	11.1%
Phoenix-Mesa-Scottsdale, AZ [38060]	4	8	7.4%
Rochester, NY [40380]	3	9	5.6%
St. Louis, MO-IL [41180]	3	1	5.6%
Milwaukee-Waukesha-West Allis, WI [33340]	2	6	3.7%
Boston-Cambridge-Quincy, MA-NH [14460]	2	6	3.7%
Manchester-Nashua, NH [31700]	2	2	3.7%
Seattle-Tacoma-Bellevue, WA [42660]	2	2	3.7%
Hartford-West Hartford-East Hartford, CT [25540]	2	2	3.7%
New York-Northern New Jersey-Long Island, NY-NJ-PA [35620]	2	1	3.7%

Deltona-Daytona Beach-Ormond Beach, FL [19660] 2 1 3.7%

> SHEET METAL CONTAINER MAKING [413] - {18} : (10)

Metro Region	Patents	Inventors	% Of Class
Chicago-Naperville-Joliet, IL-IN-WI [16980]	7	11	38.9%
Kingsport-Bristol-Bristol, TN-VA [28700]	5	2	27.8%
Canton-Massillon, OH [15940]	3	3	16.7%
Punta Gorda, FL [39460]	2	2	11.1%

> MATERIAL OR ARTICLE HANDLING [414] - {1241} : (186)

Metro Region	Patents	Inventors	% Of Class
San Jose-Sunnyvale-Santa Clara, CA [41940]	130	127	10.5%
San Francisco-Oakland-Fremont, CA [41860]	119	94	9.6%
Boston-Cambridge-Quincy, MA-NH [14460]	94	84	7.6%
Chicago-Naperville-Joliet, IL-IN-WI [16980]	56	81	4.5%
Houston-Sugar Land-Baytown, TX [26420]	51	55	4.1%
Santa Cruz-Watsonville, CA [42100]	49	27	3.9%
New York-Northern New Jersey-Long Island, NY-NJ-PA [35620]	39	52	3.1%
Detroit-Warren-Livonia, MI [19820]	34	45	2.7%
Dallas-Fort Worth-Arlington, TX [19100]	32	34	2.6%
Austin-Round Rock, TX [12420]	32	26	2.6%
Minneapolis-St. Paul-Bloomington, MN-WI [33460]	30	30	2.4%
Phoenix-Mesa-Scottsdale, AZ [38060]	27	37	2.2%
Philadelphia-Camden-Wilmington, PA-NJ-DE-MD [37980]	25	32	2%
Raleigh-Cary, NC [39580]	22	34	1.8%
Lancaster, PA [29540]	21	21	1.7%
Portland-Vancouver-Beaverton, OR-WA [38900]	20	33	1.6%
Denver-Aurora, CO [19740]	20	20	1.6%
Modesto, CA [33700]	20	10	1.6%
Milwaukee-Waukesha-West Allis, WI [33340]	19	25	1.5%
Atlanta-Sandy Springs-Marietta, GA [12060]	19	23	1.5%
Durham, NC [20500]	18	31	1.5%
Seattle-Tacoma-Bellevue, WA [42660]	16	31	1.3%
Baltimore-Towson, MD [12580]	15	27	1.2%
Washington-Arlington-Alexandria, DC-VA-MD-WV [47900]	15	23	1.2%
Boulder, CO [14500]	15	16	1.2%
Peoria, IL [37900]	14	22	1.1%
Worcester, MA [49340]	14	13	1.1%
Tallahassee, FL [45220]	14	9	1.1%
San Diego-Carlsbad-San Marcos, CA [41740]	13	18	1%
Kansas City, MO-KS [28140]	13	16	1%
Miami-Fort Lauderdale-Pompano Beach, FL [33100]	13	16	1%
Riverside-San Bernardino-Ontario, CA [40140]	13	14	1%
Fargo, ND-MN [22020]	13	11	1%
Davenport-Moline-Rock Island, IA-IL [19340]	12	19	1%
Akron, OH [10420]	12	16	1%
Bridgeport-Stamford-Norwalk, CT [14860]	12	13	1%
Indianapolis-Carmel, IN [26900]	12	13	1%
Oklahoma City, OK [36420]	11	14	0.9%
St. Louis, MO-IL [41180]	11	14	0.9%
Louisville/Jefferson County, KY-IN [31140]	11	10	0.9%
Stockton, CA [44700]	11	5	0.9%
Provo-Orem, UT [39340]	11	3	0.9%
Pittsburgh, PA [38300]	10	17	0.8%
Appleton, WI [11540]	10	16	0.8%
Lafayette, LA [29180]	10	12	0.8%
Toledo, OH [45780]	10	10	0.8%

Columbus, OH [18140]	10	8	0.8%
Tampa-St. Petersburg-Clearwater, FL [45300]	10	8	0.8%
Youngstown-Warren-Boardman, OH-PA [49660]	10	7	0.8%
Manchester-Nashua, NH [31700]	10	7	0.8%
Greensboro-High Point, NC [24660]	10	7	0.8%
Reading, PA [39740]	10	7	0.8%
Binghamton, NY [13780]	10	6	0.8%
Des Moines-West Des Moines, IA [19780]	9	16	0.7%
Boise City-Nampa, ID [14260]	9	12	0.7%
Rochester, NY [40380]	9	10	0.7%
Greeley, CO [24540]	9	9	0.7%
Waterloo-Cedar Falls, IA [47940]	8	17	0.6%
Grand Rapids-Wyoming, MI [24340]	8	13	0.6%
Oshkosh-Neenah, WI [36780]	8	11	0.6%
Canton-Massillon, OH [15940]	8	9	0.6%
Chattanooga, TN-GA [16860]	8	9	0.6%
Cincinnati-Middletown, OH-KY-IN [17140]	8	8	0.6%
New Haven-Milford, CT [35300]	8	8	0.6%
Portland-South Portland-Biddeford, ME [38860]	8	8	0.6%
Santa Rosa-Petaluma, CA [42220]	8	6	0.6%
Omaha-Council Bluffs, NE-IA [36540]	7	14	0.6%
San Antonio, TX [41700]	7	11	0.6%
Sioux Falls, SD [43620]	7	8	0.6%
Rochester, MN [40340]	7	8	0.6%
Charlottesville, VA [16820]	7	8	0.6%
Greenville-Mauldin-Easley, SC [24860]	7	8	0.6%
Madison, WI [31540]	7	8	0.6%
Hartford-West Hartford-East Hartford, CT [25540]	7	7	0.6%
Salt Lake City, UT [41620]	7	7	0.6%
Birmingham-Hoover, AL [13820]	7	6	0.6%
New Orleans-Metairie-Kenner, LA [35380]	7	5	0.6%
Tulsa, OK [46140]	6	12	0.5%
Green Bay, WI [24580]	6	11	0.5%
Spokane, WA [44060]	6	10	0.5%
Cleveland-Elyria-Mentor, OH [17460]	6	7	0.5%
Fort Collins-Loveland, CO [22660]	6	6	0.5%
Reno-Sparks, NV [39900]	6	6	0.5%
Houma-Bayou Cane-Thibodaux, LA [26380]	6	5	0.5%
Burlington, NC [15500]	6	3	0.5%
Richmond, VA [40060]	5	12	0.4%
Sacramento--Arden-Arcade--Roseville, CA [40900]	5	10	0.4%
Lincoln, NE [30700]	5	6	0.4%
Oxnard-Thousand Oaks-Ventura, CA [37100]	5	5	0.4%
Fort Wayne, IN [23060]	5	5	0.4%
Spartanburg, SC [43900]	5	5	0.4%
York-Hanover, PA [49620]	5	5	0.4%
Kingston, NY [28740]	5	4	0.4%
Harrisburg-Carlisle, PA [25420]	5	4	0.4%
Jacksonville, FL [27260]	4	6	0.3%
Lynchburg, VA [31340]	4	6	0.3%
South Bend-Mishawaka, IN-MI [43780]	4	6	0.3%
Laredo, TX [29700]	4	5	0.3%
Charlotte-Gastonia-Concord, NC-SC [16740]	4	5	0.3%
Tucson, AZ [46060]	4	5	0.3%
Virginia Beach-Norfolk-Newport News, VA-NC [47260]	4	5	0.3%
Memphis, TN-MS-AR [32820]	4	5	0.3%
Palm Bay-Melbourne-Titusville, FL [37340]	4	5	0.3%
Dayton, OH [19380]	4	5	0.3%
Eugene-Springfield, OR [21660]	4	4	0.3%
Rockford, IL [40420]	4	4	0.3%
Yuba City, CA [49700]	4	4	0.3%
Lakeland, FL [29460]	4	4	0.3%
Albany-Schenectady-Troy, NY [10580]	4	4	0.3%
Cape Coral-Fort Myers, FL [15980]	4	4	0.3%
Topeka, KS [45820]	4	3	0.3%

Ann Arbor, MI [11460]	4	3	0.3%
Elkhart-Goshen, IN [21140]	3	4	0.2%
Kalamazoo-Portage, MI [28020]	3	4	0.2%
Springfield, MO [44180]	3	4	0.2%
Wichita, KS [48620]	3	4	0.2%
Vallejo-Fairfield, CA [46700]	3	3	0.2%
Orlando-Kissimmee, FL [36740]	3	3	0.2%
Gulfport-Biloxi, MS [25060]	3	3	0.2%
Lansing-East Lansing, MI [29620]	3	3	0.2%
Janesville, WI [27500]	3	3	0.2%
Lubbock, TX [31180]	3	3	0.2%
Naples-Marco Island, FL [34940]	3	3	0.2%
Hagerstown-Martinsburg, MD-WV [25180]	3	3	0.2%
Columbus, GA-AL [17980]	3	2	0.2%
Springfield, MA [44140]	3	2	0.2%
Trenton-Ewing, NJ [45940]	3	2	0.2%
Visalia-Porterville, CA [47300]	3	2	0.2%
Racine, WI [39540]	3	2	0.2%
Eau Claire, WI [20740]	3	1	0.2%
Deltona-Daytona Beach-Ormond Beach, FL [19660]	2	8	0.2%
Medford, OR [32780]	2	5	0.2%
Billings, MT [13740]	2	4	0.2%
Yakima, WA [49420]	2	3	0.2%
Huntsville, AL [26620]	2	3	0.2%
Beaumont-Port Arthur, TX [13140]	2	3	0.2%
Little Rock-North Little Rock-Conway, AR [30780]	2	3	0.2%
Prescott, AZ [39140]	2	2	0.2%
Waco, TX [47380]	2	2	0.2%
Amarillo, TX [11100]	2	2	0.2%
Las Vegas-Paradise, NV [29820]	2	2	0.2%
Winston-Salem, NC [49180]	2	2	0.2%
Longview, TX [30980]	2	2	0.2%
Allentown-Bethlehem-Easton, PA-NJ [10900]	2	2	0.2%
Colorado Springs, CO [17820]	2	2	0.2%
Syracuse, NY [45060]	2	2	0.2%
Flint, MI [22420]	2	2	0.2%
Chico, CA [17020]	2	2	0.2%
Augusta-Richmond County, GA-SC [12260]	2	2	0.2%
Ogden-Clearfield, UT [36260]	2	1	0.2%
Bakersfield, CA [12540]	2	1	0.2%
Clarksville, TN-KY [17300]	2	1	0.2%

> ROTARY KINETIC FLUID MOTORS OR PUMPS [415] - {2136} : (166)

Metro Region	Patents	Inventors	% Of Class
Hartford-West Hartford-East Hartford, CT [25540]	359	339	16.8%
Greenville-Mauldin-Easley, SC [24860]	244	333	11.4%
Cincinnati-Middletown, OH-KY-IN [17140]	234	314	11%
Albany-Schenectady-Troy, NY [10580]	213	215	10%
Port St. Lucie, FL [38940]	149	66	7%
Miami-Fort Lauderdale-Pompano Beach, FL [33100]	117	108	5.5%
Orlando-Kissimmee, FL [36740]	113	103	5.3%
Spartanburg, SC [43900]	90	61	4.2%
Phoenix-Mesa-Scottsdale, AZ [38060]	84	184	3.9%
Boston-Cambridge-Quincy, MA-NH [14460]	77	99	3.6%
Palm Bay-Melbourne-Titusville, FL [37340]	67	53	3.1%
Portland-South Portland-Biddeford, ME [38860]	58	42	2.7%
Norwich-New London, CT [35980]	57	18	2.7%
Indianapolis-Carmel, IN [26900]	56	78	2.6%
San Diego-Carlsbad-San Marcos, CA [41740]	49	67	2.3%
Detroit-Warren-Livonia, MI [19820]	47	75	2.2%
Springfield, MA [44140]	44	17	2.1%

Houston-Sugar Land-Baytown, TX [26420]	37	51	1.7%
New York-Northern New Jersey-Long Island, NY-NJ-PA [35620]	37	48	1.7%
New Haven-Milford, CT [35300]	31	23	1.5%
Tulsa, OK [46140]	27	30	1.3%
Dayton, OH [19380]	27	20	1.3%
Portland-Vancouver-Beaverton, OR-WA [38900]	25	17	1.2%
Chicago-Naperville-Joliet, IL-IN-WI [16980]	24	29	1.1%
San Francisco-Oakland-Fremont, CA [41860]	23	29	1.1%
Philadelphia-Camden-Wilmington, PA-NJ-DE-MD [37980]	22	27	1%
Cleveland-Elyria-Mentor, OH [17460]	20	19	0.9%
Ann Arbor, MI [11460]	20	16	0.9%
Asheville, NC [11700]	18	22	0.8%
Akron, OH [10420]	18	13	0.8%
Dallas-Fort Worth-Arlington, TX [19100]	17	24	0.8%
Atlanta-Sandy Springs-Marietta, GA [12060]	15	20	0.7%
Rockford, IL [40420]	14	20	0.7%
Buffalo-Niagara Falls, NY [15380]	13	16	0.6%
Riverside-San Bernardino-Ontario, CA [40140]	13	13	0.6%
San Jose-Sunnyvale-Santa Clara, CA [41940]	11	18	0.5%
Syracuse, NY [45060]	11	14	0.5%
Worcester, MA [49340]	11	12	0.5%
Washington-Arlington-Alexandria, DC-VA-MD-WV [47900]	11	10	0.5%
Columbus, OH [18140]	10	19	0.5%
Pittsburgh, PA [38300]	10	16	0.5%
Oxnard-Thousand Oaks-Ventura, CA [37100]	10	11	0.5%
Charlotte-Gastonia-Concord, NC-SC [16740]	10	9	0.5%
Baltimore-Towson, MD [12580]	9	12	0.4%
Denver-Aurora, CO [19740]	9	10	0.4%
Boulder, CO [14500]	9	9	0.4%
Rochester, NY [40380]	9	9	0.4%
Seattle-Tacoma-Bellevue, WA [42660]	9	8	0.4%
Providence-New Bedford-Fall River, RI-MA [39300]	8	8	0.4%
Minneapolis-St. Paul-Bloomington, MN-WI [33460]	8	8	0.4%
Prescott, AZ [39140]	8	4	0.4%
Kansas City, MO-KS [28140]	7	12	0.3%
Durham, NC [20500]	7	11	0.3%
Erie, PA [21500]	7	10	0.3%
Raleigh-Cary, NC [39580]	7	8	0.3%
Louisville/Jefferson County, KY-IN [31140]	7	7	0.3%
Tyler, TX [46340]	7	6	0.3%
Huntsville, AL [26620]	7	6	0.3%
Milwaukee-Waukesha-West Allis, WI [33340]	6	9	0.3%
Madison, WI [31540]	6	9	0.3%
Trenton-Ewing, NJ [45940]	6	7	0.3%
Salt Lake City, UT [41620]	6	6	0.3%
Tucson, AZ [46060]	6	6	0.3%
Provo-Orem, UT [39340]	6	6	0.3%
Lansing-East Lansing, MI [29620]	6	6	0.3%
Reno-Sparks, NV [39900]	6	5	0.3%
Kalamazoo-Portage, MI [28020]	6	3	0.3%
Lexington-Fayette, KY [30460]	5	8	0.2%
St. Louis, MO-IL [41180]	5	6	0.2%
Flint, MI [22420]	5	6	0.2%
Nashville-Davidson--Murfreesboro--Franklin, TN [34980]	5	4	0.2%
Hickory-Lenoir-Morganton, NC [25860]	5	2	0.2%
Waterloo-Cedar Falls, IA [47940]	4	8	0.2%
Roanoke, VA [40220]	4	8	0.2%
San Antonio, TX [41700]	4	6	0.2%
Fort Collins-Loveland, CO [22660]	4	6	0.2%
Greeley, CO [24540]	4	6	0.2%
Oklahoma City, OK [36420]	4	5	0.2%
Laredo, TX [29700]	4	5	0.2%
York-Hanover, PA [49620]	4	5	0.2%
Des Moines-West Des Moines, IA [19780]	4	4	0.2%
Harrisburg-Carlisle, PA [25420]	4	4	0.2%

South Bend-Mishawaka, IN-MI [43780]	4	4	0.2%
Winston-Salem, NC [49180]	4	3	0.2%
Eugene-Springfield, OR [21660]	4	3	0.2%
College Station-Bryan, TX [17780]	4	1	0.2%
Burlington-South Burlington, VT [15540]	3	4	0.1%
Elkhart-Goshen, IN [21140]	3	4	0.1%
Appleton, WI [11540]	3	4	0.1%
Springfield, MO [44180]	3	4	0.1%
Blacksburg-Christiansburg-Radford, VA [13980]	3	4	0.1%
Augusta-Richmond County, GA-SC [12260]	3	3	0.1%
Boise City-Nampa, ID [14260]	3	3	0.1%
Topeka, KS [45820]	3	3	0.1%
Bridgeport-Stamford-Norwalk, CT [14860]	3	3	0.1%
Wichita, KS [48620]	3	3	0.1%
Columbia, SC [17900]	3	3	0.1%
Baton Rouge, LA [12940]	3	2	0.1%
Janesville, WI [27500]	3	2	0.1%
Cape Coral-Fort Myers, FL [15980]	3	2	0.1%
Grand Rapids-Wyoming, MI [24340]	3	2	0.1%
Clarksville, TN-KY [17300]	3	2	0.1%
Bloomington, IN [14020]	3	1	0.1%
Fort Wayne, IN [23060]	3	1	0.1%
Spokane, WA [44060]	2	4	0.1%
Austin-Round Rock, TX [12420]	2	4	0.1%
Peoria, IL [37900]	2	4	0.1%
Wilmington, NC [48900]	2	4	0.1%
Eau Claire, WI [20740]	2	3	0.1%
Rochester, MN [40340]	2	3	0.1%
Tampa-St. Petersburg-Clearwater, FL [45300]	2	3	0.1%
Ogden-Clearfield, UT [36260]	2	3	0.1%
Oshkosh-Neenah, WI [36780]	2	3	0.1%
Sacramento--Arden-Arcade--Roseville, CA [40900]	2	2	0.1%
Deltona-Daytona Beach-Ormond Beach, FL [19660]	2	2	0.1%
Charlottesville, VA [16820]	2	2	0.1%
Allentown-Bethlehem-Easton, PA-NJ [10900]	2	2	0.1%
Johnson City, TN [27740]	2	2	0.1%
Bakersfield, CA [12540]	2	2	0.1%
New Orleans-Metairie-Kenner, LA [35380]	2	2	0.1%
Canton-Massillon, OH [15940]	2	2	0.1%
Memphis, TN-MS-AR [32820]	2	2	0.1%
Visalia-Porterville, CA [47300]	2	2	0.1%
Birmingham-Hoover, AL [13820]	2	1	0.1%
Punta Gorda, FL [39460]	2	1	0.1%
Binghamton, NY [13780]	2	1	0.1%
Lancaster, PA [29540]	2	1	0.1%
Olympia, WA [36500]	2	1	0.1%

> FLUID REACTION SURFACES (I.E., IMPELLERS) [416] - {1862} : (145)

Metro Region	Patents	Inventors	% Of Class
Greenville-Mauldin-Easley, SC [24860]	356	398	19.1%
Port St. Lucie, FL [38940]	346	62	18.6%
Hartford-West Hartford-East Hartford, CT [25540]	281	278	15.1%
Cincinnati-Middletown, OH-KY-IN [17140]	148	211	7.9%
Spartanburg, SC [43900]	126	81	6.8%
Miami-Fort Lauderdale-Pompano Beach, FL [33100]	107	82	5.7%
Albany-Schenectady-Troy, NY [10580]	90	113	4.8%
Orlando-Kissimmee, FL [36740]	80	61	4.3%
New Haven-Milford, CT [35300]	68	51	3.7%
Phoenix-Mesa-Scottsdale, AZ [38060]	54	95	2.9%
Palm Bay-Melbourne-Titusville, FL [37340]	53	33	2.8%
Boston-Cambridge-Quincy, MA-NH [14460]	47	77	2.5%



San Diego-Carlsbad-San Marcos, CA [41740]	38	47	2%
Norwich-New London, CT [35980]	35	19	1.9%
Dallas-Fort Worth-Arlington, TX [19100]	34	71	1.8%
Springfield, MA [44140]	31	18	1.7%
Indianapolis-Carmel, IN [26900]	30	38	1.6%
Dayton, OH [19380]	28	17	1.5%
Philadelphia-Camden-Wilmington, PA-NJ-DE-MD [37980]	27	28	1.5%
New York-Northern New Jersey-Long Island, NY-NJ-PA [35620]	22	29	1.2%
Chicago-Naperville-Joliet, IL-IN-WI [16980]	20	24	1.1%
Riverside-San Bernardino-Ontario, CA [40140]	19	14	1%
Rockford, IL [40420]	18	17	1%
Memphis, TN-MS-AR [32820]	18	11	1%
Durham, NC [20500]	17	26	0.9%
Raleigh-Cary, NC [39580]	14	25	0.8%
Bridgeport-Stamford-Norwalk, CT [14860]	13	13	0.7%
Cleveland-Elyria-Mentor, OH [17460]	13	13	0.7%
Houston-Sugar Land-Baytown, TX [26420]	13	10	0.7%
Worcester, MA [49340]	13	8	0.7%
Lexington-Fayette, KY [30460]	12	9	0.6%
Seattle-Tacoma-Bellevue, WA [42660]	11	17	0.6%
Washington-Arlington-Alexandria, DC-VA-MD-WV [47900]	10	13	0.5%
San Francisco-Oakland-Fremont, CA [41860]	10	12	0.5%
Atlanta-Sandy Springs-Marietta, GA [12060]	10	10	0.5%
San Jose-Sunnyvale-Santa Clara, CA [41940]	9	15	0.5%
Denver-Aurora, CO [19740]	9	13	0.5%
Erie, PA [21500]	9	9	0.5%
Pittsburgh, PA [38300]	9	8	0.5%
Oxnard-Thousand Oaks-Ventura, CA [37100]	8	15	0.4%
State College, PA [44300]	8	14	0.4%
Boulder, CO [14500]	8	10	0.4%
Portland-Vancouver-Beaverton, OR-WA [38900]	8	8	0.4%
Richmond, VA [40060]	8	5	0.4%
Sacramento--Arden-Arcade--Roseville, CA [40900]	7	10	0.4%
Asheville, NC [11700]	7	7	0.4%
Providence-New Bedford-Fall River, RI-MA [39300]	7	6	0.4%
Bakersfield, CA [12540]	7	5	0.4%
Tampa-St. Petersburg-Clearwater, FL [45300]	7	3	0.4%
Boise City-Nampa, ID [14260]	7	3	0.4%
Austin-Round Rock, TX [12420]	6	10	0.3%
Rochester, NY [40380]	5	8	0.3%
Peoria, IL [37900]	5	7	0.3%
Oshkosh-Neenah, WI [36780]	5	7	0.3%
Akron, OH [10420]	5	5	0.3%
Vallejo-Fairfield, CA [46700]	5	4	0.3%
Lansing-East Lansing, MI [29620]	5	3	0.3%
Pensacola-Ferry Pass-Brent, FL [37860]	4	6	0.2%
Roanoke, VA [40220]	4	6	0.2%
Blacksburg-Christiansburg-Radford, VA [13980]	4	5	0.2%
Charlottesville, VA [16820]	4	5	0.2%
Detroit-Warren-Livonia, MI [19820]	4	4	0.2%
Charlotte-Gastonia-Concord, NC-SC [16740]	4	4	0.2%
Hickory-Lenoir-Morganton, NC [25860]	4	3	0.2%
Kalamazoo-Portage, MI [28020]	4	2	0.2%
Burlington-South Burlington, VT [15540]	4	2	0.2%
Prescott, AZ [39140]	4	2	0.2%
Charleston-North Charleston, SC [16700]	4	1	0.2%
Racine, WI [39540]	3	4	0.2%
Virginia Beach-Norfolk-Newport News, VA-NC [47260]	3	4	0.2%
Wichita, KS [48620]	3	4	0.2%
Eau Claire, WI [20740]	3	4	0.2%
Syracuse, NY [45060]	3	3	0.2%
Greeley, CO [24540]	3	3	0.2%
Milwaukee-Waukesha-West Allis, WI [33340]	3	3	0.2%
St. Louis, MO-IL [41180]	3	3	0.2%
Omaha-Council Bluffs, NE-IA [36540]	3	3	0.2%

Laredo, TX [29700]	3	3	0.2%
San Antonio, TX [41700]	3	3	0.2%
Grand Rapids-Wyoming, MI [24340]	3	2	0.2%
Kansas City, MO-KS [28140]	3	2	0.2%
Colorado Springs, CO [17820]	3	1	0.2%
Pueblo, CO [39380]	3	1	0.2%
Tyler, TX [46340]	2	7	0.1%
Trenton-Ewing, NJ [45940]	2	3	0.1%
Tulsa, OK [46140]	2	3	0.1%
Portland-South Portland-Biddeford, ME [38860]	2	3	0.1%
Elkhart-Goshen, IN [21140]	2	3	0.1%
Wilmington, NC [48900]	2	2	0.1%
Salt Lake City, UT [41620]	2	2	0.1%
Santa Rosa-Petaluma, CA [42220]	2	2	0.1%
Appleton, WI [11540]	2	2	0.1%
Barnstable Town, MA [12700]	2	2	0.1%
Provo-Orem, UT [39340]	2	2	0.1%
Jackson, MI [27100]	2	2	0.1%
Santa Cruz-Watsonville, CA [42100]	2	2	0.1%
Columbus, OH [18140]	2	2	0.1%
Ogden-Clearfield, UT [36260]	2	2	0.1%
San Luis Obispo-Paso Robles, CA [42020]	2	2	0.1%
Bend, OR [13460]	2	1	0.1%
Yakima, WA [49420]	2	1	0.1%
Shreveport-Bossier City, LA [43340]	2	1	0.1%
Huntsville, AL [26620]	2	1	0.1%
Topeka, KS [45820]	2	1	0.1%

> PUMPS [417] - {1329} : (176)

Metro Region	Patents	Inventors	% Of Class
Chicago-Naperville-Joliet, IL-IN-WI [16980]	86	107	6.5%
Houston-Sugar Land-Baytown, TX [26420]	86	105	6.5%
Detroit-Warren-Livonia, MI [19820]	85	114	6.4%
Boston-Cambridge-Quincy, MA-NH [14460]	68	98	5.1%
Tulsa, OK [46140]	63	84	4.7%
Ann Arbor, MI [11460]	52	62	3.9%
Minneapolis-St. Paul-Bloomington, MN-WI [33460]	48	49	3.6%
Dallas-Fort Worth-Arlington, TX [19100]	42	42	3.2%
San Francisco-Oakland-Fremont, CA [41860]	40	46	3%
San Jose-Sunnyvale-Santa Clara, CA [41940]	35	37	2.6%
Dayton, OH [19380]	31	41	2.3%
Hartford-West Hartford-East Hartford, CT [25540]	31	35	2.3%
Syracuse, NY [45060]	31	31	2.3%
Phoenix-Mesa-Scottsdale, AZ [38060]	29	44	2.2%
New York-Northern New Jersey-Long Island, NY-NJ-PA [35620]	26	32	2%
Milwaukee-Waukesha-West Allis, WI [33340]	26	27	2%
San Diego-Carlsbad-San Marcos, CA [41740]	25	26	1.9%
Atlanta-Sandy Springs-Marietta, GA [12060]	25	25	1.9%
Peoria, IL [37900]	21	34	1.6%
Rockford, IL [40420]	21	25	1.6%
Riverside-San Bernardino-Ontario, CA [40140]	21	22	1.6%
Kingsport-Bristol-Bristol, TN-VA [28700]	20	42	1.5%
Rochester, NY [40380]	20	28	1.5%
Philadelphia-Camden-Wilmington, PA-NJ-DE-MD [37980]	19	29	1.4%
Baltimore-Towson, MD [12580]	19	18	1.4%
Raleigh-Cary, NC [39580]	19	12	1.4%
Cleveland-Elyria-Mentor, OH [17460]	18	22	1.4%
Racine, WI [39540]	18	16	1.4%
Durham, NC [20500]	18	13	1.4%
Seattle-Tacoma-Bellevue, WA [42660]	17	24	1.3%
Portland-Vancouver-Beaverton, OR-WA [38900]	17	23	1.3%

Buffalo-Niagara Falls, NY [15380]	17	22	1.3%
Manchester-Nashua, NH [31700]	17	15	1.3%
Cincinnati-Middletown, OH-KY-IN [17140]	16	22	1.2%
St. Louis, MO-IL [41180]	16	17	1.2%
Salt Lake City, UT [41620]	15	19	1.1%
Austin-Round Rock, TX [12420]	15	16	1.1%
Columbus, OH [18140]	14	17	1.1%
Akron, OH [10420]	14	14	1.1%
Flint, MI [22420]	14	9	1.1%
Indianapolis-Carmel, IN [26900]	13	17	1%
Oxnard-Thousand Oaks-Ventura, CA [37100]	13	16	1%
Charlotte-Gastonia-Concord, NC-SC [16740]	13	14	1%
Miami-Fort Lauderdale-Pompano Beach, FL [33100]	13	10	1%
Madison, WI [31540]	12	17	0.9%
Kansas City, MO-KS [28140]	12	16	0.9%
Columbia, SC [17900]	12	9	0.9%
Greenville-Mauldin-Easley, SC [24860]	11	17	0.8%
Oklahoma City, OK [36420]	11	11	0.8%
Worcester, MA [49340]	11	11	0.8%
San Antonio, TX [41700]	10	22	0.8%
Denver-Aurora, CO [19740]	10	12	0.8%
Janesville, WI [27500]	10	6	0.8%
Orlando-Kissimmee, FL [36740]	9	19	0.7%
Appleton, WI [11540]	9	14	0.7%
Tampa-St. Petersburg-Clearwater, FL [45300]	9	12	0.7%
Albany-Schenectady-Troy, NY [10580]	8	15	0.6%
Providence-New Bedford-Fall River, RI-MA [39300]	8	10	0.6%
Sacramento--Arden-Arcade--Roseville, CA [40900]	8	10	0.6%
Washington-Arlington-Alexandria, DC-VA-MD-WV [47900]	8	8	0.6%
Boulder, CO [14500]	8	7	0.6%
Burlington, NC [15500]	8	4	0.6%
Laredo, TX [29700]	7	15	0.5%
Palm Bay-Melbourne-Titusville, FL [37340]	7	12	0.5%
Virginia Beach-Norfolk-Newport News, VA-NC [47260]	7	10	0.5%
Nashville-Davidson--Murfreesboro--Franklin, TN [34980]	7	9	0.5%
Allentown-Bethlehem-Easton, PA-NJ [10900]	7	9	0.5%
Niles-Benton Harbor, MI [35660]	7	9	0.5%
Blacksburg-Christiansburg-Radford, VA [13980]	7	8	0.5%
Harrisburg-Carlisle, PA [25420]	7	7	0.5%
Grand Rapids-Wyoming, MI [24340]	7	6	0.5%
York-Hanover, PA [49620]	7	6	0.5%
Kalamazoo-Portage, MI [28020]	7	6	0.5%
Greeley, CO [24540]	7	5	0.5%
South Bend-Mishawaka, IN-MI [43780]	6	12	0.5%
Pittsburgh, PA [38300]	6	11	0.5%
Asheville, NC [11700]	6	11	0.5%
Wilmington, NC [48900]	6	10	0.5%
Midland, TX [33260]	6	4	0.5%
Santa Cruz-Watsonville, CA [42100]	6	4	0.5%
Oshkosh-Neenah, WI [36780]	5	15	0.4%
Davenport-Moline-Rock Island, IA-IL [19340]	5	11	0.4%
Des Moines-West Des Moines, IA [19780]	5	8	0.4%
Johnson City, TN [27740]	5	8	0.4%
Tucson, AZ [46060]	5	6	0.4%
Jacksonville, FL [27260]	5	6	0.4%
Erie, PA [21500]	5	6	0.4%
Provo-Orem, UT [39340]	5	5	0.4%
Omaha-Council Bluffs, NE-IA [36540]	5	5	0.4%
Deltona-Daytona Beach-Ormond Beach, FL [19660]	5	4	0.4%
Spartanburg, SC [43900]	5	4	0.4%
Barnstable Town, MA [12700]	5	4	0.4%
New Haven-Milford, CT [35300]	5	4	0.4%
Roanoke, VA [40220]	5	3	0.4%
Fort Collins-Loveland, CO [22660]	5	3	0.4%
Bellingham, WA [13380]	5	1	0.4%

Memphis, TN-MS-AR [32820]	4	8	0.3%
Richmond, VA [40060]	4	8	0.3%
Winston-Salem, NC [49180]	4	6	0.3%
Modesto, CA [33700]	4	4	0.3%
Lansing-East Lansing, MI [29620]	4	3	0.3%
Bakersfield, CA [12540]	4	3	0.3%
Rochester, MN [40340]	4	3	0.3%
Lincoln, NE [30700]	4	3	0.3%
Gainesville, GA [23580]	4	3	0.3%
Fort Wayne, IN [23060]	4	2	0.3%
Norwich-New London, CT [35980]	4	1	0.3%
Tyler, TX [46340]	3	11	0.2%
Louisville/Jefferson County, KY-IN [31140]	3	9	0.2%
Waterloo-Cedar Falls, IA [47940]	3	7	0.2%
Lancaster, PA [29540]	3	6	0.2%
Albuquerque, NM [10740]	3	5	0.2%
Prescott, AZ [39140]	3	5	0.2%
Bridgeport-Stamford-Norwalk, CT [14860]	3	5	0.2%
Colorado Springs, CO [17820]	3	4	0.2%
Port St. Lucie, FL [38940]	3	4	0.2%
Longview, TX [30980]	3	4	0.2%
Jackson, MI [27100]	3	4	0.2%
Ogden-Clearfield, UT [36260]	3	3	0.2%
Lakeland, FL [29460]	3	3	0.2%
Springfield, MA [44140]	3	3	0.2%
Joplin, MO [27900]	3	3	0.2%
Elkhart-Goshen, IN [21140]	3	3	0.2%
Amarillo, TX [11100]	3	3	0.2%
Las Cruces, NM [29740]	3	2	0.2%
Lexington-Fayette, KY [30460]	2	4	0.2%
Springfield, MO [44180]	2	4	0.2%
Monroe, LA [33740]	2	4	0.2%
Wichita, KS [48620]	2	3	0.2%
Fayetteville-Springdale-Rogers, AR-MO [22220]	2	3	0.2%
Corpus Christi, TX [18580]	2	3	0.2%
Reading, PA [39740]	2	3	0.2%
Cedar Rapids, IA [16300]	2	3	0.2%
Greensboro-High Point, NC [24660]	2	3	0.2%
San Luis Obispo-Paso Robles, CA [42020]	2	3	0.2%
Punta Gorda, FL [39460]	2	2	0.2%
Columbia, MO [17860]	2	2	0.2%
Hickory-Lenoir-Morganton, NC [25860]	2	2	0.2%
Canton-Massillon, OH [15940]	2	2	0.2%
Athens-Clarke County, GA [12020]	2	2	0.2%
Cape Coral-Fort Myers, FL [15980]	2	2	0.2%
Little Rock-North Little Rock-Conway, AR [30780]	2	2	0.2%
Gainesville, FL [23540]	2	2	0.2%
Lubbock, TX [31180]	2	2	0.2%
Jackson, MS [27140]	2	2	0.2%
Burlington-South Burlington, VT [15540]	2	2	0.2%
New Orleans-Metairie-Kenner, LA [35380]	2	1	0.2%
Macon, GA [31420]	2	1	0.2%

> ROTARY EXPANSIBLE CHAMBER DEVICES [418] - {324} : (89)

Metro Region	Patents	Inventors	% Of Class
Dayton, OH [19380]	55	33	17%
Syracuse, NY [45060]	42	21	13%
Cincinnati-Middletown, OH-KY-IN [17140]	27	8	8.3%
Detroit-Warren-Livonia, MI [19820]	22	27	6.8%
Houston-Sugar Land-Baytown, TX [26420]	18	20	5.6%
Hartford-West Hartford-East Hartford, CT [25540]	16	17	4.9%

Ann Arbor, MI [11460]	16	15	4.9%
Rockford, IL [40420]	13	16	4%
Boston-Cambridge-Quincy, MA-NH [14460]	11	15	3.4%
Chicago-Naperville-Joliet, IL-IN-WI [16980]	10	7	3.1%
Clarksville, TN-KY [17300]	9	4	2.8%
Cleveland-Elyria-Mentor, OH [17460]	7	8	2.2%
College Station-Bryan, TX [17780]	7	8	2.2%
Minneapolis-St. Paul-Bloomington, MN-WI [33460]	7	7	2.2%
Kingsport-Bristol-Bristol, TN-VA [28700]	6	10	1.9%
Albany-Schenectady-Troy, NY [10580]	6	8	1.9%
Peoria, IL [37900]	6	6	1.9%
Atlanta-Sandy Springs-Marietta, GA [12060]	6	5	1.9%
Kalamazoo-Portage, MI [28020]	6	4	1.9%
Norwich-New London, CT [35980]	5	2	1.5%
Miami-Fort Lauderdale-Pompano Beach, FL [33100]	5	2	1.5%
Phoenix-Mesa-Scottsdale, AZ [38060]	5	2	1.5%
South Bend-Mishawaka, IN-MI [43780]	4	7	1.2%
Seattle-Tacoma-Bellevue, WA [42660]	4	4	1.2%
Columbus, OH [18140]	4	4	1.2%
Rochester, NY [40380]	4	4	1.2%
Grand Rapids-Wyoming, MI [24340]	4	2	1.2%
Lansing-East Lansing, MI [29620]	4	2	1.2%
Bellingham, WA [13380]	4	1	1.2%
Tulsa, OK [46140]	3	5	0.9%
Des Moines-West Des Moines, IA [19780]	3	4	0.9%
Saginaw-Saginaw Township North, MI [40980]	3	4	0.9%
San Diego-Carlsbad-San Marcos, CA [41740]	3	3	0.9%
New Haven-Milford, CT [35300]	3	2	0.9%
Pittsburgh, PA [38300]	3	2	0.9%
Baltimore-Towson, MD [12580]	3	1	0.9%
Greeley, CO [24540]	3	1	0.9%
Denver-Aurora, CO [19740]	3	1	0.9%
Boulder, CO [14500]	3	1	0.9%
Niles-Benton Harbor, MI [35660]	2	5	0.6%
Johnson City, TN [27740]	2	4	0.6%
San Francisco-Oakland-Fremont, CA [41860]	2	4	0.6%
Janesville, WI [27500]	2	4	0.6%
Allentown-Bethlehem-Easton, PA-NJ [10900]	2	3	0.6%
Binghamton, NY [13780]	2	2	0.6%
Athens-Clarke County, GA [12020]	2	2	0.6%
Vallejo-Fairfield, CA [46700]	2	2	0.6%
Charlotte-Gastonia-Concord, NC-SC [16740]	2	2	0.6%
Milwaukee-Waukesha-West Allis, WI [33340]	2	2	0.6%
New York-Northern New Jersey-Long Island, NY-NJ-PA [35620]	2	2	0.6%
Gainesville, FL [23540]	2	1	0.6%
Palm Bay-Melbourne-Titusville, FL [37340]	2	1	0.6%

> POWDER METALLURGY PROCESSES [419] - {197} : (84)

Metro Region	Patents	Inventors	% Of Class
Cincinnati-Middletown, OH-KY-IN [17140]	22	18	11.2%
Houston-Sugar Land-Baytown, TX [26420]	16	26	8.1%
Phoenix-Mesa-Scottsdale, AZ [38060]	14	32	7.1%
Boston-Cambridge-Quincy, MA-NH [14460]	13	22	6.6%
Pittsburgh, PA [38300]	10	10	5.1%
San Jose-Sunnyvale-Santa Clara, CA [41940]	10	7	5.1%
Akron, OH [10420]	10	6	5.1%
Tucson, AZ [46060]	8	20	4.1%
Philadelphia-Camden-Wilmington, PA-NJ-DE-MD [37980]	8	12	4.1%
Dayton, OH [19380]	8	7	4.1%
Oxnard-Thousand Oaks-Ventura, CA [37100]	8	4	4.1%
New York-Northern New Jersey-Long Island, NY-NJ-PA [35620]	7	14	3.6%

Salt Lake City, UT [41620]	7	9	3.6%
Detroit-Warren-Livonia, MI [19820]	6	5	3%
Ann Arbor, MI [11460]	6	3	3%
Provo-Orem, UT [39340]	5	15	2.5%
Albany-Schenectady-Troy, NY [10580]	5	12	2.5%
Cleveland-Elyria-Mentor, OH [17460]	5	5	2.5%
Columbus, OH [18140]	5	4	2.5%
Chicago-Naperville-Joliet, IL-IN-WI [16980]	4	19	2%
Washington-Arlington-Alexandria, DC-VA-MD-WV [47900]	4	10	2%
Hartford-West Hartford-East Hartford, CT [25540]	4	7	2%
Greenville-Mauldin-Easley, SC [24860]	4	6	2%
San Francisco-Oakland-Fremont, CA [41860]	4	4	2%
South Bend-Mishawaka, IN-MI [43780]	4	3	2%
Manchester-Nashua, NH [31700]	4	2	2%
Elkhart-Goshen, IN [21140]	4	2	2%
New Haven-Milford, CT [35300]	3	5	1.5%
Durham, NC [20500]	3	5	1.5%
Raleigh-Cary, NC [39580]	3	5	1.5%
Spartanburg, SC [43900]	3	4	1.5%
San Diego-Carlsbad-San Marcos, CA [41740]	3	4	1.5%
Reading, PA [39740]	3	4	1.5%
Sacramento--Arden-Arcade--Roseville, CA [40900]	3	4	1.5%
Portland-Vancouver-Beaverton, OR-WA [38900]	3	4	1.5%
Allentown-Bethlehem-Easton, PA-NJ [10900]	3	3	1.5%
Providence-New Bedford-Fall River, RI-MA [39300]	3	3	1.5%
Port St. Lucie, FL [38940]	3	1	1.5%
Miami-Fort Lauderdale-Pompano Beach, FL [33100]	3	1	1.5%
Gainesville, FL [23540]	3	1	1.5%
Las Cruces, NM [29740]	2	5	1%
El Paso, TX [21340]	2	4	1%
Knoxville, TN [28940]	2	4	1%
Huntsville, AL [26620]	2	3	1%
Richmond, VA [40060]	2	3	1%
Nashville-Davidson--Murfreesboro--Franklin, TN [34980]	2	3	1%
Salem, OR [41420]	2	2	1%
Dallas-Fort Worth-Arlington, TX [19100]	2	2	1%
Minneapolis-St. Paul-Bloomington, MN-WI [33460]	2	2	1%
Seattle-Tacoma-Bellevue, WA [42660]	2	2	1%
Toledo, OH [45780]	2	2	1%
Orlando-Kissimmee, FL [36740]	2	2	1%
Modesto, CA [33700]	2	2	1%
Atlanta-Sandy Springs-Marietta, GA [12060]	2	2	1%
Las Vegas-Paradise, NV [29820]	2	1	1%

> ALLOYS OR METALLIC COMPOSITIONS [420] - {99} : (61)

Metro Region	Patents	Inventors	% Of Class
Pittsburgh, PA [38300]	13	11	13.1%
Knoxville, TN [28940]	9	15	9.1%
Hartford-West Hartford-East Hartford, CT [25540]	9	13	9.1%
Albany-Schenectady-Troy, NY [10580]	5	7	5.1%
Chicago-Naperville-Joliet, IL-IN-WI [16980]	5	6	5.1%
Minneapolis-St. Paul-Bloomington, MN-WI [33460]	5	5	5.1%
New Haven-Milford, CT [35300]	4	5	4%
New York-Northern New Jersey-Long Island, NY-NJ-PA [35620]	4	4	4%
Boston-Cambridge-Quincy, MA-NH [14460]	4	4	4%
Akron, OH [10420]	4	3	4%
Cleveland-Elyria-Mentor, OH [17460]	4	3	4%
San Diego-Carlsbad-San Marcos, CA [41740]	4	2	4%
Detroit-Warren-Livonia, MI [19820]	3	6	3%
Charlotte-Gastonia-Concord, NC-SC [16740]	3	5	3%
Phoenix-Mesa-Scottsdale, AZ [38060]	3	3	3%

San Jose-Sunnyvale-Santa Clara, CA [41940]	3	2	3%
Manchester-Nashua, NH [31700]	3	2	3%
Dallas-Fort Worth-Arlington, TX [19100]	3	2	3%
Houston-Sugar Land-Baytown, TX [26420]	2	5	2%
Las Vegas-Paradise, NV [29820]	2	4	2%
Providence-New Bedford-Fall River, RI-MA [39300]	2	3	2%
Richmond, VA [40060]	2	2	2%
Bowling Green, KY [14540]	2	2	2%
Riverside-San Bernardino-Ontario, CA [40140]	2	2	2%
Lansing-East Lansing, MI [29620]	2	1	2%
Appleton, WI [11540]	2	1	2%
Nashville-Davidson--Murfreeseboro--Franklin, TN [34980]	2	1	2%
Green Bay, WI [24580]	2	1	2%
Grand Rapids-Wyoming, MI [24340]	2	1	2%

> CHEMICAL APPARATUS AND PROCESS DISINFECTING, DEODORIZING, PRESERVING, OR STERILIZING [422]  
 - {4375} : (216)

Metro Region	Patents	Inventors	% Of Class
San Francisco-Oakland-Fremont, CA [41860]	618	709	14.1%
San Jose-Sunnyvale-Santa Clara, CA [41940]	459	506	10.5%
Boston-Cambridge-Quincy, MA-NH [14460]	395	491	9%
New York-Northern New Jersey-Long Island, NY-NJ-PA [35620]	348	438	8%
Chicago-Naperville-Joliet, IL-IN-WI [16980]	330	447	7.5%
San Diego-Carlsbad-San Marcos, CA [41740]	238	312	5.4%
Houston-Sugar Land-Baytown, TX [26420]	228	342	5.2%
Philadelphia-Camden-Wilmington, PA-NJ-DE-MD [37980]	166	214	3.8%
Washington-Arlington-Alexandria, DC-VA-MD-WV [47900]	137	225	3.1%
Minneapolis-St. Paul-Bloomington, MN-WI [33460]	121	119	2.8%
Modesto, CA [33700]	111	79	2.5%
Seattle-Tacoma-Bellevue, WA [42660]	95	117	2.2%
Phoenix-Mesa-Scottsdale, AZ [38060]	92	123	2.1%
Baltimore-Towson, MD [12580]	92	118	2.1%
Cleveland-Elyria-Mentor, OH [17460]	88	84	2%
Detroit-Warren-Livonia, MI [19820]	79	109	1.8%
Atlanta-Sandy Springs-Marietta, GA [12060]	74	106	1.7%
Durham, NC [20500]	73	110	1.7%
Denver-Aurora, CO [19740]	73	78	1.7%
Indianapolis-Carmel, IN [26900]	71	101	1.6%
Worcester, MA [49340]	69	52	1.6%
Riverside-San Bernardino-Ontario, CA [40140]	67	50	1.5%
Columbus, OH [18140]	64	117	1.5%
Raleigh-Cary, NC [39580]	64	98	1.5%
Cincinnati-Middletown, OH-KY-IN [17140]	63	89	1.4%
Boulder, CO [14500]	63	63	1.4%
Ann Arbor, MI [11460]	62	48	1.4%
Hartford-West Hartford-East Hartford, CT [25540]	61	60	1.4%
Rochester, NY [40380]	54	79	1.2%
Akron, OH [10420]	50	39	1.1%
Oxnard-Thousand Oaks-Ventura, CA [37100]	49	47	1.1%
Allentown-Bethlehem-Easton, PA-NJ [10900]	48	61	1.1%
Miami-Fort Lauderdale-Pompano Beach, FL [33100]	48	55	1.1%
New Haven-Milford, CT [35300]	47	56	1.1%
Dallas-Fort Worth-Arlington, TX [19100]	46	48	1.1%
Santa Cruz-Watsonville, CA [42100]	46	40	1.1%
South Bend-Mishawaka, IN-MI [43780]	46	39	1.1%
Tulsa, OK [46140]	45	61	1%
Portland-Vancouver-Beaverton, OR-WA [38900]	44	52	1%
Palm Bay-Melbourne-Titusville, FL [37340]	44	50	1%
Elkhart-Goshen, IN [21140]	44	36	1%
Bridgeport-Stamford-Norwalk, CT [14860]	43	55	1%

Austin-Round Rock, TX [12420]	42	49	1%
Kennewick-Richland-Pasco, WA [28420]	40	53	0.9%
Manchester-Nashua, NH [31700]	40	33	0.9%
Albany-Schenectady-Troy, NY [10580]	37	65	0.8%
Madison, WI [31540]	36	53	0.8%
Greeley, CO [24540]	36	36	0.8%
Erie, PA [21500]	36	22	0.8%
Trenton-Ewing, NJ [45940]	34	35	0.8%
Fort Collins-Loveland, CO [22660]	34	33	0.8%
Stockton, CA [44700]	33	18	0.8%
Oklahoma City, OK [36420]	33	17	0.8%
Buffalo-Niagara Falls, NY [15380]	32	35	0.7%
Tampa-St. Petersburg-Clearwater, FL [45300]	32	33	0.7%
Providence-New Bedford-Fall River, RI-MA [39300]	32	26	0.7%
Albuquerque, NM [10740]	31	53	0.7%
Salt Lake City, UT [41620]	31	50	0.7%
Racine, WI [39540]	29	41	0.7%
Pittsburgh, PA [38300]	28	41	0.6%
Milwaukee-Waukesha-West Allis, WI [33340]	27	26	0.6%
Knoxville, TN [28940]	26	51	0.6%
Tucson, AZ [46060]	26	47	0.6%
Sacramento--Arden-Arcade--Roseville, CA [40900]	25	17	0.6%
College Station-Bryan, TX [17780]	25	10	0.6%
Baton Rouge, LA [12940]	22	32	0.5%
St. Louis, MO-IL [41180]	22	19	0.5%
Cape Coral-Fort Myers, FL [15980]	22	12	0.5%
Portland-South Portland-Biddeford, ME [38860]	21	26	0.5%
Kingsport-Bristol-Bristol, TN-VA [28700]	21	19	0.5%
San Antonio, TX [41700]	20	21	0.5%
Charlotte-Gastonia-Concord, NC-SC [16740]	20	19	0.5%
Kansas City, MO-KS [28140]	19	19	0.4%
Johnson City, TN [27740]	19	14	0.4%
Flint, MI [22420]	18	23	0.4%
Las Cruces, NM [29740]	18	8	0.4%
Orlando-Kissimmee, FL [36740]	17	23	0.4%
Vallejo-Fairfield, CA [46700]	17	18	0.4%
Santa Rosa-Petaluma, CA [42220]	17	15	0.4%
Louisville/Jefferson County, KY-IN [31140]	15	37	0.3%
Champaign-Urbana, IL [16580]	15	27	0.3%
Gainesville, FL [23540]	15	18	0.3%
Laredo, TX [29700]	15	13	0.3%
Appleton, WI [11540]	14	28	0.3%
Greenville-Mauldin-Easley, SC [24860]	14	22	0.3%
Provo-Orem, UT [39340]	14	13	0.3%
Columbia, MO [17860]	14	13	0.3%
Bakersfield, CA [12540]	14	12	0.3%
Burlington-South Burlington, VT [15540]	14	11	0.3%
Peoria, IL [37900]	13	20	0.3%
Dayton, OH [19380]	13	11	0.3%
State College, PA [44300]	13	11	0.3%
Saginaw-Saginaw Township North, MI [40980]	13	5	0.3%
Punta Gorda, FL [39460]	13	1	0.3%
Reno-Sparks, NV [39900]	12	20	0.3%
Jacksonville, FL [27260]	12	17	0.3%
Las Vegas-Paradise, NV [29820]	12	12	0.3%
Birmingham-Hoover, AL [13820]	12	8	0.3%
Virginia Beach-Norfolk-Newport News, VA-NC [47260]	11	13	0.3%
Huntsville, AL [26620]	10	12	0.2%
Columbia, SC [17900]	10	8	0.2%
Oshkosh-Neenah, WI [36780]	9	20	0.2%
Tallahassee, FL [45220]	9	17	0.2%
Janesville, WI [27500]	9	13	0.2%
Charleston, WV [16620]	9	12	0.2%
Bremerton-Silverdale, WA [14740]	9	11	0.2%
Greensboro-High Point, NC [24660]	9	10	0.2%



Reading, PA [39740]	9	9	0.2%
Grand Rapids-Wyoming, MI [24340]	8	10	0.2%
Ogden-Clearfield, UT [36260]	8	10	0.2%
Toledo, OH [45780]	8	9	0.2%
Port St. Lucie, FL [38940]	8	9	0.2%
Rochester, MN [40340]	8	9	0.2%
Norwich-New London, CT [35980]	8	7	0.2%
Topeka, KS [45820]	7	12	0.2%
Asheville, NC [11700]	7	12	0.2%
Longview, TX [30980]	7	12	0.2%
Richmond, VA [40060]	7	10	0.2%
Syracuse, NY [45060]	7	9	0.2%
Canton-Massillon, OH [15940]	7	8	0.2%
Memphis, TN-MS-AR [32820]	7	7	0.2%
Corpus Christi, TX [18580]	7	6	0.2%
Prescott, AZ [39140]	7	5	0.2%
Harrisburg-Carlisle, PA [25420]	7	5	0.2%
Omaha-Council Bluffs, NE-IA [36540]	6	10	0.1%
Lansing-East Lansing, MI [29620]	6	9	0.1%
Bloomington, IN [14020]	6	9	0.1%
Jackson, MI [27100]	6	8	0.1%
Springfield, MA [44140]	6	8	0.1%
Spokane, WA [44060]	6	6	0.1%
El Paso, TX [21340]	6	6	0.1%
San Luis Obispo-Paso Robles, CA [42020]	6	4	0.1%
New Orleans-Metairie-Kenner, LA [35380]	6	4	0.1%
Youngstown-Warren-Boardman, OH-PA [49660]	6	3	0.1%
Panama City-Lynn Haven, FL [37460]	5	11	0.1%
Wichita, KS [48620]	5	8	0.1%
Bend, OR [13460]	5	8	0.1%
Green Bay, WI [24580]	5	6	0.1%
Augusta-Richmond County, GA-SC [12260]	5	6	0.1%
Eugene-Springfield, OR [21660]	5	6	0.1%
Binghamton, NY [13780]	5	5	0.1%
Yuba City, CA [49700]	5	5	0.1%
Charleston-North Charleston, SC [16700]	5	5	0.1%
Spartanburg, SC [43900]	5	5	0.1%
Hagerstown-Martinsburg, MD-WV [25180]	5	3	0.1%
Lexington-Fayette, KY [30460]	4	7	0.1%
Bowling Green, KY [14540]	4	5	0.1%
Beaumont-Port Arthur, TX [13140]	4	5	0.1%
Olympia, WA [36500]	4	5	0.1%
Niles-Benton Harbor, MI [35660]	4	5	0.1%
Scranton--Wilkes-Barre, PA [42540]	4	4	0.1%
Winston-Salem, NC [49180]	4	4	0.1%
Macon, GA [31420]	4	4	0.1%
Barnstable Town, MA [12700]	4	3	0.1%
Fargo, ND-MN [22020]	4	3	0.1%
Salinas, CA [41500]	4	3	0.1%
York-Hanover, PA [49620]	3	7	0.1%
Lincoln, NE [30700]	3	7	0.1%
Savannah, GA [42340]	3	6	0.1%
Duluth, MN-WI [20260]	3	6	0.1%
Fayetteville-Springdale-Rogers, AR-MO [22220]	3	5	0.1%
Salem, OR [41420]	3	4	0.1%
Boise City-Nampa, ID [14260]	3	4	0.1%
Sioux Falls, SD [43620]	3	4	0.1%
Naples-Marco Island, FL [34940]	3	3	0.1%
Hickory-Lenoir-Morganton, NC [25860]	3	3	0.1%
Fort Wayne, IN [23060]	3	3	0.1%
Mobile, AL [33660]	3	3	0.1%
Deltona-Daytona Beach-Ormond Beach, FL [19660]	3	3	0.1%
Yakima, WA [49420]	3	3	0.1%
Iowa City, IA [26980]	3	3	0.1%
El Centro, CA [20940]	3	2	0.1%

Kalamazoo-Portage, MI [28020]	3	2	0.1%
Chattanooga, TN-GA [16860]	3	2	0.1%
Lubbock, TX [31180]	2	7	0%
Little Rock-North Little Rock-Conway, AR [30780]	2	3	0%
Evansville, IN-KY [21780]	2	3	0%
Springfield, IL [44100]	2	3	0%
Ocala, FL [36100]	2	2	0%
Athens-Clarke County, GA [12020]	2	2	0%
Lakeland, FL [29460]	2	2	0%
Salisbury, MD [41540]	2	2	0%
Nashville-Davidson--Murfreeseboro--Franklin, TN [34980]	2	2	0%
Burlington, NC [15500]	2	2	0%
Blacksburg-Christiansburg-Radford, VA [13980]	2	2	0%
Greenville, NC [24780]	2	1	0%

> CHEMISTRY OF INORGANIC COMPOUNDS [423] - {2538} : (183)

Metro Region	Patents	Inventors	% Of Class
New York-Northern New Jersey-Long Island, NY-NJ-PA [35620]	307	345	12.1%
Houston-Sugar Land-Baytown, TX [26420]	220	268	8.7%
Philadelphia-Camden-Wilmington, PA-NJ-DE-MD [37980]	198	217	7.8%
San Francisco-Oakland-Fremont, CA [41860]	183	177	7.2%
Chicago-Naperville-Joliet, IL-IN-WI [16980]	169	242	6.7%
San Jose-Sunnyvale-Santa Clara, CA [41940]	133	130	5.2%
Boston-Cambridge-Quincy, MA-NH [14460]	131	140	5.2%
Allentown-Bethlehem-Easton, PA-NJ [10900]	118	118	4.6%
Detroit-Warren-Livonia, MI [19820]	98	103	3.9%
Phoenix-Mesa-Scottsdale, AZ [38060]	80	84	3.2%
Washington-Arlington-Alexandria, DC-VA-MD-WV [47900]	73	86	2.9%
Columbus, OH [18140]	71	78	2.8%
Tulsa, OK [46140]	65	66	2.6%
Denver-Aurora, CO [19740]	64	76	2.5%
Trenton-Ewing, NJ [45940]	52	27	2%
Pittsburgh, PA [38300]	51	59	2%
Cleveland-Elyria-Mentor, OH [17460]	49	55	1.9%
San Diego-Carlsbad-San Marcos, CA [41740]	46	52	1.8%
Boulder, CO [14500]	45	43	1.8%
Knoxville, TN [28940]	44	88	1.7%
Kennewick-Richland-Pasco, WA [28420]	43	71	1.7%
Ann Arbor, MI [11460]	43	47	1.7%
Albany-Schenectady-Troy, NY [10580]	39	52	1.5%
Durham, NC [20500]	38	30	1.5%
Austin-Round Rock, TX [12420]	37	33	1.5%
Vallejo-Fairfield, CA [46700]	34	13	1.3%
Baltimore-Towson, MD [12580]	33	39	1.3%
Tucson, AZ [46060]	33	25	1.3%
Buffalo-Niagara Falls, NY [15380]	32	30	1.3%
Palm Bay-Melbourne-Titusville, FL [37340]	32	25	1.3%
Akron, OH [10420]	30	40	1.2%
Reading, PA [39740]	30	34	1.2%
Albuquerque, NM [10740]	29	54	1.1%
Worcester, MA [49340]	29	26	1.1%
Oklahoma City, OK [36420]	29	23	1.1%
Atlanta-Sandy Springs-Marietta, GA [12060]	28	47	1.1%
Dallas-Fort Worth-Arlington, TX [19100]	27	36	1.1%
Sacramento--Arden-Arcade--Roseville, CA [40900]	27	11	1.1%
Salt Lake City, UT [41620]	26	33	1%
Santa Cruz-Watsonville, CA [42100]	26	12	1%
Gainesville, FL [23540]	23	10	0.9%
Seattle-Tacoma-Bellevue, WA [42660]	22	34	0.9%
Hartford-West Hartford-East Hartford, CT [25540]	21	34	0.8%
Raleigh-Cary, NC [39580]	20	28	0.8%

San Antonio, TX [41700]	20	23	0.8%
Orlando-Kissimmee, FL [36740]	20	16	0.8%
Bridgeport-Stamford-Norwalk, CT [14860]	19	28	0.7%
Louisville/Jefferson County, KY-IN [31140]	19	23	0.7%
Riverside-San Bernardino-Ontario, CA [40140]	18	20	0.7%
Greeley, CO [24540]	18	16	0.7%
Charlotte-Gastonia-Concord, NC-SC [16740]	18	14	0.7%
Rochester, NY [40380]	17	24	0.7%
Champaign-Urbana, IL [16580]	16	25	0.6%
Modesto, CA [33700]	16	20	0.6%
Baton Rouge, LA [12940]	16	16	0.6%
Indianapolis-Carmel, IN [26900]	15	19	0.6%
Oxnard-Thousand Oaks-Ventura, CA [37100]	15	19	0.6%
College Station-Bryan, TX [17780]	15	19	0.6%
Portland-Vancouver-Beaverton, OR-WA [38900]	15	19	0.6%
Minneapolis-St. Paul-Bloomington, MN-WI [33460]	15	19	0.6%
Tampa-St. Petersburg-Clearwater, FL [45300]	15	13	0.6%
Kansas City, MO-KS [28140]	15	13	0.6%
Lansing-East Lansing, MI [29620]	15	10	0.6%
Toledo, OH [45780]	14	5	0.6%
Richmond, VA [40060]	12	28	0.5%
State College, PA [44300]	12	21	0.5%
Greenville-Mauldin-Easley, SC [24860]	12	17	0.5%
Canton-Massillon, OH [15940]	12	13	0.5%
Cincinnati-Middletown, OH-KY-IN [17140]	11	21	0.4%
New Orleans-Metairie-Kenner, LA [35380]	11	12	0.4%
Las Vegas-Paradise, NV [29820]	11	11	0.4%
St. Louis, MO-IL [41180]	11	11	0.4%
Miami-Fort Lauderdale-Pompano Beach, FL [33100]	11	11	0.4%
Laredo, TX [29700]	10	14	0.4%
Madison, WI [31540]	10	9	0.4%
Reno-Sparks, NV [39900]	10	9	0.4%
Mobile, AL [33660]	10	8	0.4%
Fort Collins-Loveland, CO [22660]	10	6	0.4%
Peoria, IL [37900]	9	21	0.4%
Provo-Orem, UT [39340]	9	11	0.4%
New Haven-Milford, CT [35300]	9	11	0.4%
Manchester-Nashua, NH [31700]	9	5	0.4%
Milwaukee-Waukesha-West Allis, WI [33340]	8	16	0.3%
Virginia Beach-Norfolk-Newport News, VA-NC [47260]	8	14	0.3%
Augusta-Richmond County, GA-SC [12260]	8	11	0.3%
Springfield, MA [44140]	8	9	0.3%
Kingsport-Bristol-Bristol, TN-VA [28700]	8	8	0.3%
Savannah, GA [42340]	8	7	0.3%
Lexington-Fayette, KY [30460]	7	10	0.3%
Providence-New Bedford-Fall River, RI-MA [39300]	7	9	0.3%
Johnson City, TN [27740]	7	7	0.3%
Lancaster, PA [29540]	7	7	0.3%
Racine, WI [39540]	6	15	0.2%
Dayton, OH [19380]	6	9	0.2%
Columbia, SC [17900]	6	8	0.2%
Huntsville, AL [26620]	6	6	0.2%
Saginaw-Saginaw Township North, MI [40980]	6	6	0.2%
Beaumont-Port Arthur, TX [13140]	6	6	0.2%
Santa Rosa-Petaluma, CA [42220]	6	6	0.2%
Iowa City, IA [26980]	6	6	0.2%
Cape Coral-Fort Myers, FL [15980]	6	5	0.2%
Blacksburg-Christiansburg-Radford, VA [13980]	6	5	0.2%
Jacksonville, FL [27260]	6	4	0.2%
Portland-South Portland-Biddeford, ME [38860]	6	2	0.2%
Boise City-Nampa, ID [14260]	5	9	0.2%
Flint, MI [22420]	5	8	0.2%
Tyler, TX [46340]	5	5	0.2%
Spartanburg, SC [43900]	5	4	0.2%
Bremerton-Silverdale, WA [14740]	5	3	0.2%

Columbia, MO [17860]	4	8	0.2%
Nashville-Davidson--Murfreesboro--Franklin, TN [34980]	4	7	0.2%
Longview, TX [30980]	4	5	0.2%
Fayetteville-Springdale-Rogers, AR-MO [22220]	4	5	0.2%
Memphis, TN-MS-AR [32820]	4	5	0.2%
Gulfport-Biloxi, MS [25060]	4	5	0.2%
Corpus Christi, TX [18580]	4	4	0.2%
Burlington-South Burlington, VT [15540]	4	4	0.2%
Chattanooga, TN-GA [16860]	4	4	0.2%
Las Cruces, NM [29740]	4	4	0.2%
Youngstown-Warren-Boardman, OH-PA [49660]	4	3	0.2%
Hagerstown-Martinsburg, MD-WV [25180]	4	2	0.2%
Bowling Green, KY [14540]	3	6	0.1%
Eugene-Springfield, OR [21660]	3	5	0.1%
Syracuse, NY [45060]	3	5	0.1%
Birmingham-Hoover, AL [13820]	3	4	0.1%
Naples-Marco Island, FL [34940]	3	4	0.1%
Greensboro-High Point, NC [24660]	3	4	0.1%
Stockton, CA [44700]	3	3	0.1%
Appleton, WI [11540]	3	3	0.1%
Ogden-Clearfield, UT [36260]	3	3	0.1%
South Bend-Mishawaka, IN-MI [43780]	3	3	0.1%
Little Rock-North Little Rock-Conway, AR [30780]	3	3	0.1%
Tuscaloosa, AL [46220]	3	3	0.1%
Asheville, NC [11700]	3	3	0.1%
Bakersfield, CA [12540]	3	2	0.1%
Lakeland, FL [29460]	3	2	0.1%
Midland, TX [33260]	3	2	0.1%
Erie, PA [21500]	3	2	0.1%
Joplin, MO [27900]	3	1	0.1%
Bend, OR [13460]	2	7	0.1%
Wilmington, NC [48900]	2	5	0.1%
Pensacola-Ferry Pass-Brent, FL [37860]	2	2	0.1%
Yakima, WA [49420]	2	2	0.1%
Lubbock, TX [31180]	2	2	0.1%
Winston-Salem, NC [49180]	2	2	0.1%
Anchorage, AK [11260]	2	2	0.1%
Binghamton, NY [13780]	2	2	0.1%
Bloomington, IN [14020]	2	2	0.1%
Salinas, CA [41500]	2	2	0.1%
El Paso, TX [21340]	2	2	0.1%
Bellingham, WA [13380]	2	2	0.1%
Colorado Springs, CO [17820]	2	2	0.1%
Wichita, KS [48620]	2	2	0.1%
Myrtle Beach-Conway-North Myrtle Beach, SC [34820]	2	1	0.1%
Evansville, IN-KY [21780]	2	1	0.1%
Roanoke, VA [40220]	2	1	0.1%

> DRUG, BIO-AFFECTING AND BODY TREATING COMPOSITIONS [424] - {15172} : (233)

Metro Region	Patents	Inventors	% Of Class
New York-Northern New Jersey-Long Island, NY-NJ-PA [35620]	2832	2773	18.7%
San Francisco-Oakland-Fremont, CA [41860]	2041	1843	13.5%
Boston-Cambridge-Quincy, MA-NH [14460]	1797	2156	11.8%
San Jose-Sunnyvale-Santa Clara, CA [41940]	1157	838	7.6%
Philadelphia-Camden-Wilmington, PA-NJ-DE-MD [37980]	1069	1094	7%
Washington-Arlington-Alexandria, DC-VA-MD-WV [47900]	963	1017	6.3%
San Diego-Carlsbad-San Marcos, CA [41740]	763	871	5%
Seattle-Tacoma-Bellevue, WA [42660]	611	615	4%
Chicago-Naperville-Joliet, IL-IN-WI [16980]	464	605	3.1%
Baltimore-Towson, MD [12580]	442	404	2.9%
Atlanta-Sandy Springs-Marietta, GA [12060]	363	355	2.4%

Trenton-Ewing, NJ [45940]	332	202	2.2%
Durham, NC [20500]	314	411	2.1%
Houston-Sugar Land-Baytown, TX [26420]	311	370	2%
Dallas-Fort Worth-Arlington, TX [19100]	276	245	1.8%
Cincinnati-Middletown, OH-KY-IN [17140]	274	364	1.8%
Worcester, MA [49340]	261	174	1.7%
Raleigh-Cary, NC [39580]	243	289	1.6%
Bridgeport-Stamford-Norwalk, CT [14860]	238	161	1.6%
Miami-Fort Lauderdale-Pompano Beach, FL [33100]	223	180	1.5%
Minneapolis-St. Paul-Bloomington, MN-WI [33460]	220	190	1.5%
New Haven-Milford, CT [35300]	219	191	1.4%
Madison, WI [31540]	190	217	1.3%
Phoenix-Mesa-Scottsdale, AZ [38060]	189	192	1.2%
Denver-Aurora, CO [19740]	176	155	1.2%
Ann Arbor, MI [11460]	156	225	1%
Pittsburgh, PA [38300]	153	156	1%
Oxnard-Thousand Oaks-Ventura, CA [37100]	152	159	1%
Boulder, CO [14500]	149	124	1%
Memphis, TN-MS-AR [32820]	145	132	1%
Indianapolis-Carmel, IN [26900]	143	208	0.9%
Norwich-New London, CT [35980]	129	108	0.9%
Providence-New Bedford-Fall River, RI-MA [39300]	120	94	0.8%
Santa Cruz-Watsonville, CA [42100]	117	49	0.8%
Hartford-West Hartford-East Hartford, CT [25540]	115	87	0.8%
Kansas City, MO-KS [28140]	109	105	0.7%
Columbus, OH [18140]	108	107	0.7%
Salt Lake City, UT [41620]	105	109	0.7%
Riverside-San Bernardino-Ontario, CA [40140]	104	69	0.7%
San Antonio, TX [41700]	100	110	0.7%
Santa Rosa-Petaluma, CA [42220]	100	56	0.7%
Rochester, NY [40380]	97	137	0.6%
Tampa-St. Petersburg-Clearwater, FL [45300]	97	114	0.6%
Sacramento--Arden-Arcade--Roseville, CA [40900]	95	103	0.6%
Greeley, CO [24540]	93	80	0.6%
Laredo, TX [29700]	91	95	0.6%
St. Louis, MO-IL [41180]	91	91	0.6%
Allentown-Bethlehem-Easton, PA-NJ [10900]	91	64	0.6%
Gainesville, FL [23540]	90	132	0.6%
Birmingham-Hoover, AL [13820]	88	91	0.6%
Vallejo-Fairfield, CA [46700]	84	98	0.6%
Bremerton-Silverdale, WA [14740]	84	43	0.6%
Austin-Round Rock, TX [12420]	82	85	0.5%
Cleveland-Elyria-Mentor, OH [17460]	79	85	0.5%
Huntsville, AL [26620]	78	46	0.5%
Omaha-Council Bluffs, NE-IA [36540]	71	76	0.5%
Fort Collins-Loveland, CO [22660]	71	66	0.5%
Nashville-Davidson--Murfreesboro--Franklin, TN [34980]	68	72	0.4%
Portland-Vancouver-Beaverton, OR-WA [38900]	64	63	0.4%
Richmond, VA [40060]	63	79	0.4%
Modesto, CA [33700]	60	23	0.4%
Albany-Schenectady-Troy, NY [10580]	59	73	0.4%
Grand Rapids-Wyoming, MI [24340]	59	55	0.4%
Provo-Orem, UT [39340]	59	52	0.4%
Kalamazoo-Portage, MI [28020]	58	103	0.4%
Detroit-Warren-Livonia, MI [19820]	58	66	0.4%
Orlando-Kissimmee, FL [36740]	56	56	0.4%
Gulfport-Biloxi, MS [25060]	56	3	0.4%
Athens-Clarke County, GA [12020]	55	63	0.4%
Tucson, AZ [46060]	54	64	0.4%
Topeka, KS [45820]	54	60	0.4%
Lexington-Fayette, KY [30460]	52	59	0.3%
Akron, OH [10420]	51	53	0.3%
Portland-South Portland-Biddeford, ME [38860]	50	52	0.3%
Rochester, MN [40340]	48	66	0.3%
Appleton, WI [11540]	47	68	0.3%

Milwaukee-Waukesha-West Allis, WI [33340]	47	42	0.3%
Oshkosh-Neenah, WI [36780]	46	68	0.3%
Greenville-Mauldin-Easley, SC [24860]	46	46	0.3%
Greensboro-High Point, NC [24660]	45	46	0.3%
Bend, OR [13460]	44	54	0.3%
Oklahoma City, OK [36420]	44	51	0.3%
Lansing-East Lansing, MI [29620]	44	44	0.3%
New Orleans-Metairie-Kenner, LA [35380]	44	41	0.3%
Dayton, OH [19380]	44	33	0.3%
Little Rock-North Little Rock-Conway, AR [30780]	43	57	0.3%
Buffalo-Niagara Falls, NY [15380]	41	42	0.3%
Palm Bay-Melbourne-Titusville, FL [37340]	41	37	0.3%
Springfield, MA [44140]	41	30	0.3%
Iowa City, IA [26980]	38	39	0.3%
Louisville/Jefferson County, KY-IN [31140]	37	42	0.2%
Charlottesville, VA [16820]	36	45	0.2%
Winston-Salem, NC [49180]	36	40	0.2%
Des Moines-West Des Moines, IA [19780]	35	34	0.2%
Binghamton, NY [13780]	35	9	0.2%
Knoxville, TN [28940]	34	40	0.2%
Racine, WI [39540]	34	34	0.2%
Blacksburg-Christiansburg-Radford, VA [13980]	34	29	0.2%
Manchester-Nashua, NH [31700]	33	29	0.2%
Champaign-Urbana, IL [16580]	32	40	0.2%
Virginia Beach-Norfolk-Newport News, VA-NC [47260]	31	15	0.2%
Albuquerque, NM [10740]	29	31	0.2%
Reading, PA [39740]	29	21	0.2%
Jacksonville, FL [27260]	28	37	0.2%
Lincoln, NE [30700]	27	32	0.2%
Baton Rouge, LA [12940]	27	25	0.2%
Hagerstown-Martinsburg, MD-WV [25180]	27	21	0.2%
Las Vegas-Paradise, NV [29820]	27	21	0.2%
Columbia, MO [17860]	26	31	0.2%
Charleston-North Charleston, SC [16700]	26	31	0.2%
Charlotte-Gastonia-Concord, NC-SC [16740]	25	16	0.2%
South Bend-Mishawaka, IN-MI [43780]	24	26	0.2%
Johnson City, TN [27740]	20	27	0.1%
Kingsport-Bristol-Bristol, TN-VA [28700]	20	27	0.1%
Lancaster, PA [29540]	20	12	0.1%
Tallahassee, FL [45220]	19	22	0.1%
Toledo, OH [45780]	19	15	0.1%
Augusta-Richmond County, GA-SC [12260]	18	22	0.1%
Cape Coral-Fort Myers, FL [15980]	18	17	0.1%
Fresno, CA [23420]	18	15	0.1%
Kennewick-Richland-Pasco, WA [28420]	17	25	0.1%
Syracuse, NY [45060]	17	23	0.1%
Springfield, IL [44100]	17	6	0.1%
State College, PA [44300]	16	24	0.1%
Fayetteville-Springdale-Rogers, AR-MO [22220]	16	22	0.1%
Naples-Marco Island, FL [34940]	16	14	0.1%
Port St. Lucie, FL [38940]	16	12	0.1%
Bloomington, IN [14020]	16	12	0.1%
Spokane, WA [44060]	16	11	0.1%
Burlington-South Burlington, VT [15540]	16	11	0.1%
Salinas, CA [41500]	16	10	0.1%
Harrisburg-Carlisle, PA [25420]	15	23	0.1%
Gainesville, GA [23580]	15	11	0.1%
Kingston, NY [28740]	15	10	0.1%
Stockton, CA [44700]	15	9	0.1%
Janesville, WI [27500]	15	9	0.1%
Ocala, FL [36100]	15	3	0.1%
Greenville, NC [24780]	14	17	0.1%
Boise City-Nampa, ID [14260]	14	14	0.1%
Peoria, IL [37900]	13	15	0.1%
Wilmington, NC [48900]	13	12	0.1%

Colorado Springs, CO [17820]	13	11	0.1%
Yuba City, CA [49700]	13	10	0.1%
Cedar Rapids, IA [16300]	13	9	0.1%
Hickory-Lenoir-Morganton, NC [25860]	13	7	0.1%
Columbia, SC [17900]	12	17	0.1%
Elkhart-Goshen, IN [21140]	12	13	0.1%
Reno-Sparks, NV [39900]	12	12	0.1%
Fort Wayne, IN [23060]	12	12	0.1%
Chattanooga, TN-GA [16860]	11	17	0.1%
College Station-Bryan, TX [17780]	11	14	0.1%
Duluth, MN-WI [20260]	11	11	0.1%
Saginaw-Saginaw Township North, MI [40980]	11	10	0.1%
Amarillo, TX [11100]	11	7	0.1%
Roanoke, VA [40220]	11	6	0.1%
Spartanburg, SC [43900]	10	17	0.1%
Fargo, ND-MN [22020]	10	12	0.1%
York-Hanover, PA [49620]	10	11	0.1%
Lubbock, TX [31180]	10	10	0.1%
Montgomery, AL [33860]	10	10	0.1%
Barnstable Town, MA [12700]	10	9	0.1%
Yakima, WA [49420]	10	6	0.1%
Lynchburg, VA [31340]	10	6	0.1%
Merced, CA [32900]	10	3	0.1%
Eugene-Springfield, OR [21660]	9	15	0.1%
Deltona-Daytona Beach-Ormond Beach, FL [19660]	9	10	0.1%
Sioux Falls, SD [43620]	9	8	0.1%
Jackson, MS [27140]	9	7	0.1%
Tulsa, OK [46140]	9	6	0.1%
Salem, OR [41420]	8	8	0.1%
Ogden-Clearfield, UT [36260]	8	7	0.1%
Evansville, IN-KY [21780]	7	14	0%
San Luis Obispo-Paso Robles, CA [42020]	7	9	0%
Lakeland, FL [29460]	7	9	0%
Salisbury, MD [41540]	7	8	0%
Canton-Massillon, OH [15940]	7	7	0%
Las Cruces, NM [29740]	7	6	0%
Savannah, GA [42340]	7	6	0%
Medford, OR [32780]	7	4	0%
Mobile, AL [33660]	6	8	0%
Asheville, NC [11700]	6	6	0%
Beaumont-Port Arthur, TX [13140]	6	5	0%
Jackson, MI [27100]	6	4	0%
Springfield, MO [44180]	5	11	0%
Burlington, NC [15500]	5	6	0%
Columbus, GA-AL [17980]	5	4	0%
Shreveport-Bossier City, LA [43340]	5	4	0%
Olympia, WA [36500]	5	4	0%
St. Cloud, MN [41060]	5	4	0%
Bellingham, WA [13380]	4	5	0%
Tuscaloosa, AL [46220]	4	5	0%
Charleston, WV [16620]	4	5	0%
Visalia-Porterville, CA [47300]	4	5	0%
Warner Robins, GA [47580]	4	4	0%
Wichita, KS [48620]	4	4	0%
Pensacola-Ferry Pass-Brent, FL [37860]	4	4	0%
Terre Haute, IN [45460]	4	4	0%
Rockford, IL [40420]	4	4	0%
Huntington-Ashland, WV-KY-OH [26580]	4	3	0%
Dover, DE [20100]	4	2	0%
Davenport-Moline-Rock Island, IA-IL [19340]	3	6	0%
Monroe, LA [33740]	3	3	0%
Joplin, MO [27900]	3	3	0%
El Paso, TX [21340]	3	3	0%
Youngstown-Warren-Boardman, OH-PA [49660]	3	3	0%
Eau Claire, WI [20740]	3	3	0%

Flint, MI [22420]	3	3	0%
Fort Smith, AR-OK [22900]	3	3	0%
Green Bay, WI [24580]	3	2	0%
Macon, GA [31420]	3	2	0%
Muskegon-Norton Shores, MI [34740]	3	1	0%
Sioux City, IA-NE-SD [43580]	2	4	0%
Panama City-Lynn Haven, FL [37460]	2	3	0%
Redding, CA [39820]	2	2	0%
Midland, TX [33260]	2	2	0%
Corpus Christi, TX [18580]	2	2	0%
Anchorage, AK [11260]	2	2	0%
Bakersfield, CA [12540]	2	2	0%
Chico, CA [17020]	2	2	0%
Prescott, AZ [39140]	2	2	0%
Killeen-Temple-Fort Hood, TX [28660]	2	2	0%
Vineland-Millville-Bridgeton, NJ [47220]	2	2	0%
Atlantic City, NJ [12100]	2	2	0%
Erie, PA [21500]	2	2	0%
Bowling Green, KY [14540]	2	1	0%
Myrtle Beach-Conway-North Myrtle Beach, SC [34820]	2	1	0%

> PLASTIC ARTICLE OR EARTHENWARE SHAPING OR TREATING: APPARATUS [425] - {1483} : (190)

Metro Region	Patents	Inventors	% Of Class
Chicago-Naperville-Joliet, IL-IN-WI [16980]	97	97	6.5%
New York-Northern New Jersey-Long Island, NY-NJ-PA [35620]	79	85	5.3%
Minneapolis-St. Paul-Bloomington, MN-WI [33460]	78	90	5.3%
Detroit-Warren-Livonia, MI [19820]	75	78	5.1%
Boston-Cambridge-Quincy, MA-NH [14460]	64	88	4.3%
Akron, OH [10420]	58	70	3.9%
San Francisco-Oakland-Fremont, CA [41860]	52	76	3.5%
Cleveland-Elyria-Mentor, OH [17460]	52	49	3.5%
San Jose-Sunnyvale-Santa Clara, CA [41940]	48	63	3.2%
Austin-Round Rock, TX [12420]	48	52	3.2%
Burlington-South Burlington, VT [15540]	45	30	3%
Atlanta-Sandy Springs-Marietta, GA [12060]	43	46	2.9%
Seattle-Tacoma-Bellevue, WA [42660]	39	71	2.6%
Philadelphia-Camden-Wilmington, PA-NJ-DE-MD [37980]	39	44	2.6%
Cincinnati-Middletown, OH-KY-IN [17140]	36	69	2.4%
Dallas-Fort Worth-Arlington, TX [19100]	30	33	2%
San Diego-Carlsbad-San Marcos, CA [41740]	28	32	1.9%
Providence-New Bedford-Fall River, RI-MA [39300]	27	32	1.8%
Toledo, OH [45780]	25	32	1.7%
Provo-Orem, UT [39340]	25	22	1.7%
Kansas City, MO-KS [28140]	24	26	1.6%
Jackson, MI [27100]	24	19	1.6%
York-Hanover, PA [49620]	23	24	1.6%
Ann Arbor, MI [11460]	23	21	1.6%
Oshkosh-Neenah, WI [36780]	22	35	1.5%
Rochester, NY [40380]	21	54	1.4%
Appleton, WI [11540]	21	42	1.4%
Riverside-San Bernardino-Ontario, CA [40140]	20	26	1.3%
Phoenix-Mesa-Scottsdale, AZ [38060]	19	18	1.3%
Allentown-Bethlehem-Easton, PA-NJ [10900]	19	15	1.3%
Canton-Massillon, OH [15940]	19	14	1.3%
Houston-Sugar Land-Baytown, TX [26420]	18	30	1.2%
Boise City-Nampa, ID [14260]	18	19	1.2%
Fort Wayne, IN [23060]	18	10	1.2%
Tampa-St. Petersburg-Clearwater, FL [45300]	17	25	1.1%
Greenville-Mauldin-Easley, SC [24860]	17	24	1.1%
St. Louis, MO-IL [41180]	14	17	0.9%
Manchester-Nashua, NH [31700]	14	16	0.9%



Springfield, MA [44140]	13	13	0.9%
Denver-Aurora, CO [19740]	13	13	0.9%
Trenton-Ewing, NJ [45940]	13	10	0.9%
Worcester, MA [49340]	13	9	0.9%
Jacksonville, FL [27260]	12	29	0.8%
Indianapolis-Carmel, IN [26900]	12	24	0.8%
Spartanburg, SC [43900]	12	14	0.8%
Louisville/Jefferson County, KY-IN [31140]	12	13	0.8%
Baltimore-Towson, MD [12580]	12	12	0.8%
Madison, WI [31540]	11	16	0.7%
Hartford-West Hartford-East Hartford, CT [25540]	11	15	0.7%
Milwaukee-Waukesha-West Allis, WI [33340]	11	15	0.7%
Rockford, IL [40420]	11	13	0.7%
Youngstown-Warren-Boardman, OH-PA [49660]	11	12	0.7%
Oxnard-Thousand Oaks-Ventura, CA [37100]	11	11	0.7%
Pittsburgh, PA [38300]	10	20	0.7%
Columbus, OH [18140]	10	14	0.7%
Durham, NC [20500]	10	14	0.7%
Wichita, KS [48620]	10	13	0.7%
Raleigh-Cary, NC [39580]	10	13	0.7%
Richmond, VA [40060]	10	12	0.7%
Chattanooga, TN-GA [16860]	10	11	0.7%
Modesto, CA [33700]	10	11	0.7%
Grand Rapids-Wyoming, MI [24340]	10	11	0.7%
Boulder, CO [14500]	10	10	0.7%
Portland-Vancouver-Beaverton, OR-WA [38900]	9	17	0.6%
Salt Lake City, UT [41620]	9	13	0.6%
Miami-Fort Lauderdale-Pompano Beach, FL [33100]	9	8	0.6%
Nashville-Davidson--Murfreeseboro--Franklin, TN [34980]	9	7	0.6%
South Bend-Mishawaka, IN-MI [43780]	8	13	0.5%
Eau Claire, WI [20740]	8	9	0.5%
Lancaster, PA [29540]	8	9	0.5%
Racine, WI [39540]	8	9	0.5%
Flint, MI [22420]	8	8	0.5%
Green Bay, WI [24580]	8	8	0.5%
Elkhart-Goshen, IN [21140]	8	6	0.5%
Roanoke, VA [40220]	8	6	0.5%
Bridgeport-Stamford-Norwalk, CT [14860]	7	9	0.5%
Sacramento--Arden-Arcade--Roseville, CA [40900]	7	7	0.5%
Santa Cruz-Watsonville, CA [42100]	7	7	0.5%
Greeley, CO [24540]	7	7	0.5%
Portland-South Portland-Biddeford, ME [38860]	7	6	0.5%
Ogden-Clearfield, UT [36260]	7	6	0.5%
Palm Bay-Melbourne-Titusville, FL [37340]	6	16	0.4%
San Antonio, TX [41700]	6	10	0.4%
Spokane, WA [44060]	6	9	0.4%
Washington-Arlington-Alexandria, DC-VA-MD-WV [47900]	6	7	0.4%
Las Vegas-Paradise, NV [29820]	6	6	0.4%
Stockton, CA [44700]	6	6	0.4%
Greensboro-High Point, NC [24660]	6	5	0.4%
Salem, OR [41420]	6	5	0.4%
Albuquerque, NM [10740]	5	11	0.3%
Virginia Beach-Norfolk-Newport News, VA-NC [47260]	5	8	0.3%
Erie, PA [21500]	5	8	0.3%
Peoria, IL [37900]	5	7	0.3%
Reno-Sparks, NV [39900]	5	5	0.3%
Las Cruces, NM [29740]	5	4	0.3%
El Paso, TX [21340]	5	4	0.3%
Charlotte-Gastonia-Concord, NC-SC [16740]	4	7	0.3%
Hickory-Lenoir-Morganton, NC [25860]	4	6	0.3%
Dayton, OH [19380]	4	5	0.3%
Winston-Salem, NC [49180]	4	5	0.3%
Syracuse, NY [45060]	4	5	0.3%
Laredo, TX [29700]	4	5	0.3%
Eugene-Springfield, OR [21660]	4	4	0.3%

Yakima, WA [49420]	4	4	0.3%
Fort Collins-Loveland, CO [22660]	4	4	0.3%
Harrisburg-Carlisle, PA [25420]	4	4	0.3%
Buffalo-Niagara Falls, NY [15380]	4	4	0.3%
New Haven-Milford, CT [35300]	4	4	0.3%
Kalamazoo-Portage, MI [28020]	4	3	0.3%
Barnstable Town, MA [12700]	4	3	0.3%
Joplin, MO [27900]	4	3	0.3%
Saginaw-Saginaw Township North, MI [40980]	4	2	0.3%
Albany-Schenectady-Troy, NY [10580]	3	7	0.2%
Evansville, IN-KY [21780]	3	6	0.2%
Bloomington, IN [14020]	3	6	0.2%
Knoxville, TN [28940]	3	4	0.2%
Topeka, KS [45820]	3	4	0.2%
McAllen-Edinburg-Mission, TX [32580]	3	3	0.2%
Tulsa, OK [46140]	3	3	0.2%
Blacksburg-Christiansburg-Radford, VA [13980]	3	3	0.2%
Springfield, MO [44180]	3	3	0.2%
Tyler, TX [46340]	3	2	0.2%
Myrtle Beach-Conway-North Myrtle Beach, SC [34820]	3	2	0.2%
San Luis Obispo-Paso Robles, CA [42020]	3	2	0.2%
Beaumont-Port Arthur, TX [13140]	3	1	0.2%
St. Cloud, MN [41060]	3	1	0.2%
Lincoln, NE [30700]	2	6	0.1%
Columbia, SC [17900]	2	5	0.1%
Charlottesville, VA [16820]	2	5	0.1%
Omaha-Council Bluffs, NE-IA [36540]	2	5	0.1%
Columbia, MO [17860]	2	4	0.1%
New Orleans-Metairie-Kenner, LA [35380]	2	4	0.1%
Reading, PA [39740]	2	3	0.1%
Macon, GA [31420]	2	3	0.1%
Lansing-East Lansing, MI [29620]	2	3	0.1%
Santa Rosa-Petaluma, CA [42220]	2	3	0.1%
Norwich-New London, CT [35980]	2	3	0.1%
Orlando-Kissimmee, FL [36740]	2	3	0.1%
Tucson, AZ [46060]	2	3	0.1%
Vallejo-Fairfield, CA [46700]	2	2	0.1%
Baton Rouge, LA [12940]	2	2	0.1%
Terre Haute, IN [45460]	2	2	0.1%
Johnson City, TN [27740]	2	2	0.1%
Salinas, CA [41500]	2	2	0.1%
Lynchburg, VA [31340]	2	2	0.1%
Cape Coral-Fort Myers, FL [15980]	2	2	0.1%
Memphis, TN-MS-AR [32820]	2	2	0.1%
Fresno, CA [23420]	2	2	0.1%
Rochester, MN [40340]	2	2	0.1%
Lakeland, FL [29460]	2	2	0.1%
Vineland-Millville-Bridgeton, NJ [47220]	2	2	0.1%
Charleston-North Charleston, SC [16700]	2	2	0.1%
Hagerstown-Martinsburg, MD-WV [25180]	2	1	0.1%
Muskegon-Norton Shores, MI [34740]	2	1	0.1%

> FOOD OR EDIBLE MATERIAL: PROCESSES, COMPOSITIONS, AND PRODUCTS [426] - {1927} : (194)

Metro Region	Patents	Inventors	% Of Class
New York-Northern New Jersey-Long Island, NY-NJ-PA [35620]	295	345	15.3%
Chicago-Naperville-Joliet, IL-IN-WI [16980]	266	414	13.8%
Minneapolis-St. Paul-Bloomington, MN-WI [33460]	161	148	8.4%
Cincinnati-Middletown, OH-KY-IN [17140]	96	117	5%
Dallas-Fort Worth-Arlington, TX [19100]	83	131	4.3%
Boston-Cambridge-Quincy, MA-NH [14460]	79	78	4.1%
Philadelphia-Camden-Wilmington, PA-NJ-DE-MD [37980]	72	90	3.7%

San Francisco-Oakland-Fremont, CA [41860]	69	85	3.6%
San Diego-Carlsbad-San Marcos, CA [41740]	48	92	2.5%
Atlanta-Sandy Springs-Marietta, GA [12060]	44	50	2.3%
Allentown-Bethlehem-Easton, PA-NJ [10900]	44	48	2.3%
Bridgeport-Stamford-Norwalk, CT [14860]	40	29	2.1%
Columbus, OH [18140]	39	66	2%
Madison, WI [31540]	38	61	2%
St. Louis, MO-IL [41180]	35	34	1.8%
Kalamazoo-Portage, MI [28020]	32	45	1.7%
Kansas City, MO-KS [28140]	32	40	1.7%
Grand Rapids-Wyoming, MI [24340]	32	37	1.7%
Denver-Aurora, CO [19740]	30	21	1.6%
Seattle-Tacoma-Bellevue, WA [42660]	29	37	1.5%
Milwaukee-Waukesha-West Allis, WI [33340]	28	40	1.5%
Omaha-Council Bluffs, NE-IA [36540]	28	35	1.5%
Sacramento--Arden-Arcade--Roseville, CA [40900]	25	36	1.3%
Durham, NC [20500]	24	29	1.2%
Raleigh-Cary, NC [39580]	24	29	1.2%
Miami-Fort Lauderdale-Pompano Beach, FL [33100]	23	19	1.2%
Topeka, KS [45820]	21	23	1.1%
Harrisburg-Carlisle, PA [25420]	20	31	1%
Baltimore-Towson, MD [12580]	20	24	1%
Phoenix-Mesa-Scottsdale, AZ [38060]	20	17	1%
San Jose-Sunnyvale-Santa Clara, CA [41940]	20	16	1%
Lansing-East Lansing, MI [29620]	19	26	1%
Vallejo-Fairfield, CA [46700]	17	25	0.9%
Cedar Rapids, IA [16300]	16	19	0.8%
Evansville, IN-KY [21780]	15	35	0.8%
Boulder, CO [14500]	15	16	0.8%
Modesto, CA [33700]	15	14	0.8%
Champaign-Urbana, IL [16580]	15	10	0.8%
Burlington-South Burlington, VT [15540]	15	10	0.8%
Appleton, WI [11540]	14	23	0.7%
Lancaster, PA [29540]	14	22	0.7%
Buffalo-Niagara Falls, NY [15380]	14	16	0.7%
Houston-Sugar Land-Baytown, TX [26420]	14	16	0.7%
Tampa-St. Petersburg-Clearwater, FL [45300]	13	25	0.7%
Des Moines-West Des Moines, IA [19780]	13	18	0.7%
Portland-Vancouver-Beaverton, OR-WA [38900]	13	13	0.7%
Greeley, CO [24540]	13	13	0.7%
Pittsburgh, PA [38300]	12	18	0.6%
Stockton, CA [44700]	12	12	0.6%
Trenton-Ewing, NJ [45940]	12	11	0.6%
Riverside-San Bernardino-Ontario, CA [40140]	12	11	0.6%
Iowa City, IA [26980]	12	10	0.6%
New Haven-Milford, CT [35300]	12	7	0.6%
Richmond, VA [40060]	11	20	0.6%
Lakeland, FL [29460]	11	17	0.6%
Greenville-Mauldin-Easley, SC [24860]	11	15	0.6%
Rockford, IL [40420]	11	13	0.6%
Fort Collins-Loveland, CO [22660]	11	12	0.6%
Nashville-Davidson--Murfreeseboro--Franklin, TN [34980]	11	12	0.6%
Gainesville, FL [23540]	11	11	0.6%
Salinas, CA [41500]	11	11	0.6%
Dayton, OH [19380]	11	10	0.6%
Reading, PA [39740]	11	7	0.6%
Spartanburg, SC [43900]	10	18	0.5%
Oshkosh-Neenah, WI [36780]	10	13	0.5%
Niles-Benton Harbor, MI [35660]	10	7	0.5%
Providence-New Bedford-Fall River, RI-MA [39300]	10	7	0.5%
Green Bay, WI [24580]	9	20	0.5%
Indianapolis-Carmel, IN [26900]	9	12	0.5%
Cleveland-Elyria-Mentor, OH [17460]	9	12	0.5%
Orlando-Kissimmee, FL [36740]	9	10	0.5%
Washington-Arlington-Alexandria, DC-VA-MD-WV [47900]	9	9	0.5%

Worcester, MA [49340]	9	7	0.5%
Baton Rouge, LA [12940]	9	5	0.5%
Rochester, NY [40380]	8	26	0.4%
Boise City-Nampa, ID [14260]	8	14	0.4%
Kennewick-Richland-Pasco, WA [28420]	8	13	0.4%
Akron, OH [10420]	8	11	0.4%
Springfield, MA [44140]	8	8	0.4%
Fort Wayne, IN [23060]	8	8	0.4%
Greensboro-High Point, NC [24660]	7	12	0.4%
Wichita, KS [48620]	7	10	0.4%
Janesville, WI [27500]	7	10	0.4%
Toledo, OH [45780]	7	8	0.4%
Oxnard-Thousand Oaks-Ventura, CA [37100]	7	7	0.4%
Lincoln, NE [30700]	7	7	0.4%
San Antonio, TX [41700]	7	6	0.4%
Las Vegas-Paradise, NV [29820]	7	5	0.4%
Provo-Orem, UT [39340]	6	11	0.3%
Fayetteville-Springdale-Rogers, AR-MO [22220]	6	9	0.3%
Memphis, TN-MS-AR [32820]	6	8	0.3%
Salt Lake City, UT [41620]	6	6	0.3%
Racine, WI [39540]	6	6	0.3%
Detroit-Warren-Livonia, MI [19820]	6	6	0.3%
Olympia, WA [36500]	6	4	0.3%
Rochester, MN [40340]	6	2	0.3%
Santa Rosa-Petaluma, CA [42220]	5	5	0.3%
Hartford-West Hartford-East Hartford, CT [25540]	5	5	0.3%
Albuquerque, NM [10740]	5	5	0.3%
Merced, CA [32900]	5	5	0.3%
Joplin, MO [27900]	5	4	0.3%
Charleston-North Charleston, SC [16700]	5	3	0.3%
Davenport-Moline-Rock Island, IA-IL [19340]	4	9	0.2%
Lexington-Fayette, KY [30460]	4	8	0.2%
Bakersfield, CA [12540]	4	6	0.2%
Shreveport-Bossier City, LA [43340]	4	5	0.2%
Yuma, AZ [49740]	4	5	0.2%
Winston-Salem, NC [49180]	4	5	0.2%
Sioux Falls, SD [43620]	4	5	0.2%
Eau Claire, WI [20740]	4	5	0.2%
New Orleans-Metairie-Kenner, LA [35380]	4	5	0.2%
Springfield, MO [44180]	4	4	0.2%
Terre Haute, IN [45460]	4	4	0.2%
Muskegon-Norton Shores, MI [34740]	4	4	0.2%
Palm Bay-Melbourne-Titusville, FL [37340]	4	4	0.2%
Manchester-Nashua, NH [31700]	4	4	0.2%
Reno-Sparks, NV [39900]	4	3	0.2%
Austin-Round Rock, TX [12420]	4	3	0.2%
Ogden-Clearfield, UT [36260]	4	3	0.2%
Salem, OR [41420]	4	3	0.2%
Laredo, TX [29700]	4	3	0.2%
Athens-Clarke County, GA [12020]	4	3	0.2%
Yakima, WA [49420]	4	2	0.2%
Chattanooga, TN-GA [16860]	3	5	0.2%
Portland-South Portland-Biddeford, ME [38860]	3	4	0.2%
Hickory-Lenoir-Morganton, NC [25860]	3	4	0.2%
Columbia, MO [17860]	3	4	0.2%
St. Cloud, MN [41060]	3	3	0.2%
Saginaw-Saginaw Township North, MI [40980]	3	3	0.2%
Albany-Schenectady-Troy, NY [10580]	3	3	0.2%
Yuba City, CA [49700]	3	3	0.2%
State College, PA [44300]	3	3	0.2%
Duluth, MN-WI [20260]	3	3	0.2%
Norwich-New London, CT [35980]	3	3	0.2%
San Luis Obispo-Paso Robles, CA [42020]	3	2	0.2%
York-Hanover, PA [49620]	3	2	0.2%
Deltona-Daytona Beach-Ormond Beach, FL [19660]	3	2	0.2%

Louisville/Jefferson County, KY-IN [31140]	3	2	0.2%
Tulsa, OK [46140]	3	2	0.2%
Huntsville, AL [26620]	3	1	0.2%
McAllen-Edinburg-Mission, TX [32580]	3	1	0.2%
Sioux City, IA-NE-SD [43580]	3	1	0.2%
Kingsport-Bristol-Bristol, TN-VA [28700]	2	8	0.1%
Johnson City, TN [27740]	2	8	0.1%
Jacksonville, FL [27260]	2	5	0.1%
Port St. Lucie, FL [38940]	2	4	0.1%
Charlotte-Gastonia-Concord, NC-SC [16740]	2	4	0.1%
Wilmington, NC [48900]	2	3	0.1%
Fresno, CA [23420]	2	3	0.1%
College Station-Bryan, TX [17780]	2	3	0.1%
Fort Smith, AR-OK [22900]	2	2	0.1%
Utica-Rome, NY [46540]	2	2	0.1%
Cape Coral-Fort Myers, FL [15980]	2	2	0.1%
South Bend-Mishawaka, IN-MI [43780]	2	2	0.1%
Little Rock-North Little Rock-Conway, AR [30780]	2	2	0.1%
Mobile, AL [33660]	2	2	0.1%
Lynchburg, VA [31340]	2	2	0.1%
Springfield, IL [44100]	2	2	0.1%
Elkhart-Goshen, IN [21140]	2	2	0.1%
Roanoke, VA [40220]	2	2	0.1%
Punta Gorda, FL [39460]	2	2	0.1%
Columbia, SC [17900]	2	2	0.1%
Kingston, NY [28740]	2	2	0.1%
Tucson, AZ [46060]	2	1	0.1%
Medford, OR [32780]	2	1	0.1%
Syracuse, NY [45060]	2	1	0.1%

> COATING PROCESSES [427] - {3908} : (208)

Metro Region	Patents	Inventors	% Of Class
San Jose-Sunnyvale-Santa Clara, CA [41940]	687	899	17.6%
San Francisco-Oakland-Fremont, CA [41860]	530	566	13.6%
Boston-Cambridge-Quincy, MA-NH [14460]	248	371	6.3%
New York-Northern New Jersey-Long Island, NY-NJ-PA [35620]	243	387	6.2%
Philadelphia-Camden-Wilmington, PA-NJ-DE-MD [37980]	183	220	4.7%
Detroit-Warren-Livonia, MI [19820]	157	197	4%
Minneapolis-St. Paul-Bloomington, MN-WI [33460]	142	165	3.6%
Cincinnati-Middletown, OH-KY-IN [17140]	140	214	3.6%
Chicago-Naperville-Joliet, IL-IN-WI [16980]	138	181	3.5%
Rochester, NY [40380]	133	227	3.4%
Albany-Schenectady-Troy, NY [10580]	123	150	3.1%
San Diego-Carlsbad-San Marcos, CA [41740]	111	161	2.8%
Ann Arbor, MI [11460]	102	88	2.6%
Pittsburgh, PA [38300]	101	168	2.6%
Santa Cruz-Watsonville, CA [42100]	99	63	2.5%
Boise City-Nampa, ID [14260]	94	75	2.4%
Portland-Vancouver-Beaverton, OR-WA [38900]	88	167	2.3%
Phoenix-Mesa-Scottsdale, AZ [38060]	88	127	2.3%
Atlanta-Sandy Springs-Marietta, GA [12060]	84	128	2.1%
Hartford-West Hartford-East Hartford, CT [25540]	79	100	2%
Cleveland-Elyria-Mentor, OH [17460]	69	100	1.8%
Riverside-San Bernardino-Ontario, CA [40140]	63	62	1.6%
Bridgeport-Stamford-Norwalk, CT [14860]	55	53	1.4%
Washington-Arlington-Alexandria, DC-VA-MD-WV [47900]	54	105	1.4%
Albuquerque, NM [10740]	53	81	1.4%
Austin-Round Rock, TX [12420]	50	70	1.3%
Houston-Sugar Land-Baytown, TX [26420]	49	93	1.3%
Denver-Aurora, CO [19740]	48	74	1.2%
Durham, NC [20500]	47	68	1.2%

Raleigh-Cary, NC [39580]	46	67	1.2%
Boulder, CO [14500]	45	59	1.2%
Worcester, MA [49340]	45	46	1.2%
New Haven-Milford, CT [35300]	45	45	1.2%
Akron, OH [10420]	44	62	1.1%
Greenville-Mauldin-Easley, SC [24860]	43	69	1.1%
Dallas-Fort Worth-Arlington, TX [19100]	42	58	1.1%
Dayton, OH [19380]	41	38	1%
Allentown-Bethlehem-Easton, PA-NJ [10900]	40	50	1%
Modesto, CA [33700]	40	39	1%
Baltimore-Towson, MD [12580]	33	38	0.8%
Oxnard-Thousand Oaks-Ventura, CA [37100]	33	34	0.8%
Seattle-Tacoma-Bellevue, WA [42660]	32	72	0.8%
Columbus, OH [18140]	30	53	0.8%
Spartanburg, SC [43900]	30	36	0.8%
Greeley, CO [24540]	30	34	0.8%
Toledo, OH [45780]	30	32	0.8%
Richmond, VA [40060]	28	42	0.7%
Tampa-St. Petersburg-Clearwater, FL [45300]	28	34	0.7%
Orlando-Kissimmee, FL [36740]	28	32	0.7%
Miami-Fort Lauderdale-Pompano Beach, FL [33100]	28	29	0.7%
Tucson, AZ [46060]	27	33	0.7%
Fort Collins-Loveland, CO [22660]	25	27	0.6%
Trenton-Ewing, NJ [45940]	25	24	0.6%
Santa Rosa-Petaluma, CA [42220]	24	38	0.6%
Providence-New Bedford-Fall River, RI-MA [39300]	23	33	0.6%
Stockton, CA [44700]	23	14	0.6%
Appleton, WI [11540]	21	40	0.5%
Charlotte-Gastonia-Concord, NC-SC [16740]	21	29	0.5%
Indianapolis-Carmel, IN [26900]	21	26	0.5%
Oshkosh-Neenah, WI [36780]	20	39	0.5%
San Antonio, TX [41700]	20	31	0.5%
Madison, WI [31540]	20	29	0.5%
Springfield, MA [44140]	20	23	0.5%
Laredo, TX [29700]	19	24	0.5%
South Bend-Mishawaka, IN-MI [43780]	18	29	0.5%
Greensboro-High Point, NC [24660]	17	30	0.4%
Palm Bay-Melbourne-Titusville, FL [37340]	17	19	0.4%
St. Louis, MO-IL [41180]	17	15	0.4%
Knoxville, TN [28940]	16	35	0.4%
Manchester-Nashua, NH [31700]	16	18	0.4%
Saginaw-Saginaw Township North, MI [40980]	16	17	0.4%
Elkhart-Goshen, IN [21140]	15	17	0.4%
Buffalo-Niagara Falls, NY [15380]	15	14	0.4%
Reading, PA [39740]	14	21	0.4%
Flint, MI [22420]	14	17	0.4%
State College, PA [44300]	13	23	0.3%
Kennewick-Richland-Pasco, WA [28420]	12	29	0.3%
Champaign-Urbana, IL [16580]	12	22	0.3%
Winston-Salem, NC [49180]	12	13	0.3%
Milwaukee-Waukesha-West Allis, WI [33340]	12	11	0.3%
Youngstown-Warren-Boardman, OH-PA [49660]	12	10	0.3%
Colorado Springs, CO [17820]	12	7	0.3%
Sacramento--Arden-Arcade--Roseville, CA [40900]	11	17	0.3%
Salt Lake City, UT [41620]	11	14	0.3%
Bloomington, IN [14020]	11	12	0.3%
Salem, OR [41420]	11	10	0.3%
Port St. Lucie, FL [38940]	11	8	0.3%
Binghamton, NY [13780]	10	28	0.3%
Lancaster, PA [29540]	10	16	0.3%
Canton-Massillon, OH [15940]	10	15	0.3%
Tulsa, OK [46140]	10	15	0.3%
Portland-South Portland-Biddeford, ME [38860]	10	14	0.3%
Blacksburg-Christiansburg-Radford, VA [13980]	9	22	0.2%
Vallejo-Fairfield, CA [46700]	9	13	0.2%

Chattanooga, TN-GA [16860]	9	11	0.2%
Nashville-Davidson--Murfreesboro--Franklin, TN [34980]	9	11	0.2%
Lexington-Fayette, KY [30460]	8	28	0.2%
Virginia Beach-Norfolk-Newport News, VA-NC [47260]	8	20	0.2%
Provo-Orem, UT [39340]	8	13	0.2%
Bakersfield, CA [12540]	8	13	0.2%
Oklahoma City, OK [36420]	8	12	0.2%
Kansas City, MO-KS [28140]	8	12	0.2%
Fort Wayne, IN [23060]	8	10	0.2%
Charlottesville, VA [16820]	7	15	0.2%
Omaha-Council Bluffs, NE-IA [36540]	7	10	0.2%
Salinas, CA [41500]	7	7	0.2%
Gainesville, GA [23580]	7	4	0.2%
Peoria, IL [37900]	6	15	0.2%
Gainesville, FL [23540]	6	10	0.2%
Huntsville, AL [26620]	6	9	0.2%
Charleston-North Charleston, SC [16700]	6	6	0.2%
Green Bay, WI [24580]	6	3	0.2%
Lansing-East Lansing, MI [29620]	5	16	0.1%
Kingsport-Bristol-Bristol, TN-VA [28700]	5	13	0.1%
Louisville/Jefferson County, KY-IN [31140]	5	13	0.1%
Johnson City, TN [27740]	5	11	0.1%
Little Rock-North Little Rock-Conway, AR [30780]	5	10	0.1%
Memphis, TN-MS-AR [32820]	5	8	0.1%
Racine, WI [39540]	5	5	0.1%
Norwich-New London, CT [35980]	5	4	0.1%
Burlington-South Burlington, VT [15540]	4	10	0.1%
Fayetteville-Springdale-Rogers, AR-MO [22220]	4	10	0.1%
College Station-Bryan, TX [17780]	4	9	0.1%
Fargo, ND-MN [22020]	4	7	0.1%
Lincoln, NE [30700]	4	6	0.1%
Topeka, KS [45820]	4	6	0.1%
Erie, PA [21500]	4	5	0.1%
Las Vegas-Paradise, NV [29820]	4	5	0.1%
Jacksonville, FL [27260]	4	5	0.1%
Kingston, NY [28740]	4	5	0.1%
Niles-Benton Harbor, MI [35660]	4	5	0.1%
Syracuse, NY [45060]	3	7	0.1%
Kalamazoo-Portage, MI [28020]	3	7	0.1%
Spokane, WA [44060]	3	7	0.1%
Columbia, MO [17860]	3	5	0.1%
Utica-Rome, NY [46540]	3	5	0.1%
Myrtle Beach-Conway-North Myrtle Beach, SC [34820]	3	5	0.1%
Columbia, SC [17900]	3	5	0.1%
St. Cloud, MN [41060]	3	4	0.1%
Wichita, KS [48620]	3	4	0.1%
Prescott, AZ [39140]	3	4	0.1%
Cape Coral-Fort Myers, FL [15980]	3	4	0.1%
Hickory-Lenoir-Morganton, NC [25860]	3	4	0.1%
Janesville, WI [27500]	3	3	0.1%
Reno-Sparks, NV [39900]	3	3	0.1%
York-Hanover, PA [49620]	3	3	0.1%
Scranton--Wilkes-Barre, PA [42540]	3	3	0.1%
Eau Claire, WI [20740]	3	3	0.1%
Baton Rouge, LA [12940]	3	3	0.1%
Bellingham, WA [13380]	3	3	0.1%
San Luis Obispo-Paso Robles, CA [42020]	3	3	0.1%
Tallahassee, FL [45220]	3	3	0.1%
Des Moines-West Des Moines, IA [19780]	3	2	0.1%
Medford, OR [32780]	3	2	0.1%
Lafayette, LA [29180]	3	2	0.1%
Bremerton-Silverdale, WA [14740]	3	2	0.1%
Punta Gorda, FL [39460]	3	1	0.1%
Roanoke, VA [40220]	2	5	0.1%
Muskegon-Norton Shores, MI [34740]	2	4	0.1%

Wilmington, NC [48900]	2	4	0.1%
Iowa City, IA [26980]	2	4	0.1%
Florence, SC [22500]	2	3	0.1%
Davenport-Moline-Rock Island, IA-IL [19340]	2	3	0.1%
Eugene-Springfield, OR [21660]	2	2	0.1%
Jackson, MS [27140]	2	2	0.1%
Panama City-Lynn Haven, FL [37460]	2	2	0.1%
Burlington, NC [15500]	2	2	0.1%
Lynchburg, VA [31340]	2	2	0.1%
Bend, OR [13460]	2	2	0.1%
Lakeland, FL [29460]	2	2	0.1%
Harrisburg-Carlisle, PA [25420]	2	2	0.1%
Augusta-Richmond County, GA-SC [12260]	2	1	0.1%

> STOCK MATERIAL OR MISCELLANEOUS ARTICLES [428] - {8152} : (229)

Metro Region	Patents	Inventors	% Of Class
Philadelphia-Camden-Wilmington, PA-NJ-DE-MD [37980]	554	572	6.8%
New York-Northern New Jersey-Long Island, NY-NJ-PA [35620]	535	571	6.6%
San Jose-Sunnyvale-Santa Clara, CA [41940]	522	592	6.4%
San Francisco-Oakland-Fremont, CA [41860]	492	535	6%
Rochester, NY [40380]	477	502	5.9%
Minneapolis-St. Paul-Bloomington, MN-WI [33460]	416	348	5.1%
Cincinnati-Middletown, OH-KY-IN [17140]	398	434	4.9%
Boston-Cambridge-Quincy, MA-NH [14460]	351	513	4.3%
Pittsburgh, PA [38300]	327	404	4%
Detroit-Warren-Livonia, MI [19820]	320	345	3.9%
Chicago-Naperville-Joliet, IL-IN-WI [16980]	312	442	3.8%
Cleveland-Elyria-Mentor, OH [17460]	233	245	2.9%
Houston-Sugar Land-Baytown, TX [26420]	227	348	2.8%
Atlanta-Sandy Springs-Marietta, GA [12060]	218	301	2.7%
Albany-Schenectady-Troy, NY [10580]	215	231	2.6%
San Diego-Carlsbad-San Marcos, CA [41740]	200	199	2.5%
Appleton, WI [11540]	189	314	2.3%
Ann Arbor, MI [11460]	187	122	2.3%
Oshkosh-Neenah, WI [36780]	186	299	2.3%
Akron, OH [10420]	166	163	2%
Seattle-Tacoma-Bellevue, WA [42660]	148	193	1.8%
Richmond, VA [40060]	148	156	1.8%
Phoenix-Mesa-Scottsdale, AZ [38060]	147	179	1.8%
Greenville-Mauldin-Easley, SC [24860]	144	163	1.8%
Hartford-West Hartford-East Hartford, CT [25540]	132	144	1.6%
Denver-Aurora, CO [19740]	117	120	1.4%
Columbus, OH [18140]	116	141	1.4%
Washington-Arlington-Alexandria, DC-VA-MD-WV [47900]	111	151	1.4%
Spartanburg, SC [43900]	109	129	1.3%
Worcester, MA [49340]	101	83	1.2%
Providence-New Bedford-Fall River, RI-MA [39300]	99	114	1.2%
Trenton-Ewing, NJ [45940]	92	59	1.1%
Boulder, CO [14500]	89	94	1.1%
Durham, NC [20500]	86	119	1.1%
Dallas-Fort Worth-Arlington, TX [19100]	82	117	1%
Oxnard-Thousand Oaks-Ventura, CA [37100]	82	90	1%
Charlotte-Gastonia-Concord, NC-SC [16740]	80	94	1%
Portland-Vancouver-Beaverton, OR-WA [38900]	78	107	1%
Raleigh-Cary, NC [39580]	76	105	0.9%
Orlando-Kissimmee, FL [36740]	75	62	0.9%
Madison, WI [31540]	74	73	0.9%
New Haven-Milford, CT [35300]	72	72	0.9%
Dayton, OH [19380]	70	68	0.9%
Greeley, CO [24540]	69	65	0.8%
Santa Cruz-Watsonville, CA [42100]	67	45	0.8%



Palm Bay-Melbourne-Titusville, FL [37340]	65	63	0.8%
Lancaster, PA [29540]	64	56	0.8%
Baltimore-Towson, MD [12580]	62	69	0.8%
Allentown-Bethlehem-Easton, PA-NJ [10900]	60	79	0.7%
Springfield, MA [44140]	60	60	0.7%
Austin-Round Rock, TX [12420]	59	73	0.7%
Johnson City, TN [27740]	52	73	0.6%
Indianapolis-Carmel, IN [26900]	51	60	0.6%
Riverside-San Bernardino-Ontario, CA [40140]	51	57	0.6%
Evansville, IN-KY [21780]	50	82	0.6%
Kingsport-Bristol-Bristol, TN-VA [28700]	50	80	0.6%
Salt Lake City, UT [41620]	50	53	0.6%
Santa Rosa-Petaluma, CA [42220]	50	40	0.6%
Fort Collins-Loveland, CO [22660]	48	47	0.6%
Manchester-Nashua, NH [31700]	47	54	0.6%
Tucson, AZ [46060]	47	48	0.6%
St. Louis, MO-IL [41180]	45	34	0.6%
Nashville-Davidson--Murfreesboro--Franklin, TN [34980]	43	34	0.5%
Saginaw-Saginaw Township North, MI [40980]	42	30	0.5%
Milwaukee-Waukesha-West Allis, WI [33340]	41	52	0.5%
Toledo, OH [45780]	41	40	0.5%
Reading, PA [39740]	38	32	0.5%
Buffalo-Niagara Falls, NY [15380]	37	40	0.5%
Provo-Orem, UT [39340]	37	35	0.5%
Bridgeport-Stamford-Norwalk, CT [14860]	37	32	0.5%
Greensboro-High Point, NC [24660]	36	42	0.4%
Beaumont-Port Arthur, TX [13140]	36	23	0.4%
Knoxville, TN [28940]	35	56	0.4%
Kansas City, MO-KS [28140]	35	38	0.4%
Chattanooga, TN-GA [16860]	34	40	0.4%
Boise City-Nampa, ID [14260]	34	33	0.4%
Racine, WI [39540]	34	25	0.4%
Miami-Fort Lauderdale-Pompano Beach, FL [33100]	33	27	0.4%
Albuquerque, NM [10740]	32	41	0.4%
Modesto, CA [33700]	31	31	0.4%
Canton-Massillon, OH [15940]	30	29	0.4%
Green Bay, WI [24580]	27	20	0.3%
Tampa-St. Petersburg-Clearwater, FL [45300]	26	29	0.3%
Virginia Beach-Norfolk-Newport News, VA-NC [47260]	25	47	0.3%
Salem, OR [41420]	24	21	0.3%
Gainesville, GA [23580]	24	19	0.3%
Youngstown-Warren-Boardman, OH-PA [49660]	24	17	0.3%
State College, PA [44300]	23	45	0.3%
Portland-South Portland-Biddeford, ME [38860]	23	26	0.3%
Winston-Salem, NC [49180]	23	18	0.3%
Lansing-East Lansing, MI [29620]	22	29	0.3%
Memphis, TN-MS-AR [32820]	22	26	0.3%
Asheville, NC [11700]	22	26	0.3%
San Antonio, TX [41700]	21	39	0.3%
Flint, MI [22420]	21	18	0.3%
Prescott, AZ [39140]	21	9	0.3%
Tulsa, OK [46140]	20	33	0.2%
Kennewick-Richland-Pasco, WA [28420]	19	25	0.2%
Binghamton, NY [13780]	18	28	0.2%
Louisville/Jefferson County, KY-IN [31140]	18	25	0.2%
York-Hanover, PA [49620]	18	23	0.2%
South Bend-Mishawaka, IN-MI [43780]	18	23	0.2%
Scranton--Wilkes-Barre, PA [42540]	18	13	0.2%
Laredo, TX [29700]	17	29	0.2%
Roanoke, VA [40220]	17	28	0.2%
Florence, SC [22500]	16	21	0.2%
Grand Rapids-Wyoming, MI [24340]	16	21	0.2%
Rockford, IL [40420]	16	10	0.2%
Barnstable Town, MA [12700]	16	9	0.2%
Cape Coral-Fort Myers, FL [15980]	15	13	0.2%

Blacksburg-Christiansburg-Radford, VA [13980]	14	20	0.2%
Wichita, KS [48620]	14	19	0.2%
Hickory-Lenoir-Morganton, NC [25860]	14	17	0.2%
Las Vegas-Paradise, NV [29820]	14	15	0.2%
Norwich-New London, CT [35980]	14	14	0.2%
Elkhart-Goshen, IN [21140]	14	14	0.2%
Gainesville, FL [23540]	14	11	0.2%
Sacramento--Arden-Arcade--Roseville, CA [40900]	13	12	0.2%
Charleston-North Charleston, SC [16700]	13	10	0.2%
Columbia, SC [17900]	13	9	0.2%
Birmingham-Hoover, AL [13820]	12	15	0.1%
Reno-Sparks, NV [39900]	12	11	0.1%
Peoria, IL [37900]	11	24	0.1%
Champaign-Urbana, IL [16580]	11	23	0.1%
Jacksonville, FL [27260]	11	16	0.1%
Burlington, NC [15500]	11	8	0.1%
Bakersfield, CA [12540]	10	21	0.1%
Cedar Rapids, IA [16300]	10	21	0.1%
Iowa City, IA [26980]	10	17	0.1%
Huntsville, AL [26620]	10	16	0.1%
Lynchburg, VA [31340]	10	14	0.1%
Tallahassee, FL [45220]	10	11	0.1%
Syracuse, NY [45060]	10	10	0.1%
Kalamazoo-Portage, MI [28020]	10	10	0.1%
Stockton, CA [44700]	10	10	0.1%
Harrisburg-Carlisle, PA [25420]	10	8	0.1%
Terre Haute, IN [45460]	10	8	0.1%
College Station-Bryan, TX [17780]	10	4	0.1%
Lexington-Fayette, KY [30460]	9	21	0.1%
Charlottesville, VA [16820]	9	14	0.1%
Fayetteville-Springdale-Rogers, AR-MO [22220]	9	13	0.1%
Colorado Springs, CO [17820]	9	8	0.1%
Vallejo-Fairfield, CA [46700]	9	7	0.1%
Salinas, CA [41500]	9	4	0.1%
Eugene-Springfield, OR [21660]	8	17	0.1%
Omaha-Council Bluffs, NE-IA [36540]	8	12	0.1%
Athens-Clarke County, GA [12020]	8	8	0.1%
Naples-Marco Island, FL [34940]	8	7	0.1%
Augusta-Richmond County, GA-SC [12260]	8	6	0.1%
Burlington-South Burlington, VT [15540]	7	17	0.1%
Oklahoma City, OK [36420]	7	13	0.1%
Erie, PA [21500]	7	10	0.1%
New Orleans-Metairie-Kenner, LA [35380]	7	7	0.1%
Wilmington, NC [48900]	7	7	0.1%
Baton Rouge, LA [12940]	7	7	0.1%
Savannah, GA [42340]	6	12	0.1%
Duluth, MN-WI [20260]	6	11	0.1%
Muskegon-Norton Shores, MI [34740]	6	11	0.1%
Lincoln, NE [30700]	6	10	0.1%
Macon, GA [31420]	6	9	0.1%
Killeen-Temple-Fort Hood, TX [28660]	6	8	0.1%
Bremerton-Silverdale, WA [14740]	6	6	0.1%
Lafayette, LA [29180]	6	6	0.1%
Fayetteville, NC [22180]	6	5	0.1%
Bowling Green, KY [14540]	6	4	0.1%
Sioux Falls, SD [43620]	6	4	0.1%
Fargo, ND-MN [22020]	5	10	0.1%
Topeka, KS [45820]	5	8	0.1%
Vineland-Millville-Bridgeton, NJ [47220]	5	6	0.1%
San Luis Obispo-Paso Robles, CA [42020]	5	6	0.1%
Jackson, MI [27100]	5	5	0.1%
Hagerstown-Martinsburg, MD-WV [25180]	5	4	0.1%
Dover, DE [20100]	5	3	0.1%
Deltona-Daytona Beach-Ormond Beach, FL [19660]	5	3	0.1%
Rochester, MN [40340]	4	8	0%

Columbus, GA-AL [17980]	4	7	0%
Charleston, WV [16620]	4	7	0%
Eau Claire, WI [20740]	4	6	0%
Pensacola-Ferry Pass-Brent, FL [37860]	4	6	0%
Tyler, TX [46340]	4	5	0%
Des Moines-West Des Moines, IA [19780]	4	5	0%
Davenport-Moline-Rock Island, IA-IL [19340]	4	4	0%
Columbia, MO [17860]	4	4	0%
Fort Wayne, IN [23060]	4	4	0%
Joplin, MO [27900]	4	3	0%
Huntington-Ashland, WV-KY-OH [26580]	4	2	0%
Niles-Benton Harbor, MI [35660]	4	2	0%
Atlantic City, NJ [12100]	3	5	0%
Jackson, MS [27140]	3	5	0%
Spokane, WA [44060]	3	5	0%
Utica-Rome, NY [46540]	3	4	0%
Ogden-Clearfield, UT [36260]	3	3	0%
Amarillo, TX [11100]	3	3	0%
Port St. Lucie, FL [38940]	3	3	0%
Shreveport-Bossier City, LA [43340]	3	3	0%
Yuba City, CA [49700]	3	3	0%
Mobile, AL [33660]	3	2	0%
Ocala, FL [36100]	3	2	0%
Salisbury, MD [41540]	3	1	0%
Lakeland, FL [29460]	2	5	0%
Greenville, NC [24780]	2	4	0%
Little Rock-North Little Rock-Conway, AR [30780]	2	3	0%
Gulfport-Biloxi, MS [25060]	2	2	0%
Bend, OR [13460]	2	2	0%
Tuscaloosa, AL [46220]	2	2	0%
Lake Charles, LA [29340]	2	2	0%
Bloomington, IN [14020]	2	2	0%
Longview, TX [30980]	2	2	0%
Janesville, WI [27500]	2	2	0%
Myrtle Beach-Conway-North Myrtle Beach, SC [34820]	2	2	0%
Las Cruces, NM [29740]	2	2	0%
El Paso, TX [21340]	2	2	0%
Kingston, NY [28740]	2	2	0%
Merced, CA [32900]	2	1	0%
Montgomery, AL [33860]	2	1	0%
Springfield, MO [44180]	2	1	0%

> CHEMISTRY: ELECTRICAL CURRENT PRODUCING APPARATUS, PRODUCT, AND PROCESS [429] - {3899} : (162)

Metro Region	Patents	Inventors	% Of Class
Rochester, NY [40380]	586	368	15%
San Francisco-Oakland-Fremont, CA [41860]	409	309	10.5%
San Jose-Sunnyvale-Santa Clara, CA [41940]	333	239	8.5%
Detroit-Warren-Livonia, MI [19820]	301	305	7.7%
Boston-Cambridge-Quincy, MA-NH [14460]	279	295	7.2%
Hartford-West Hartford-East Hartford, CT [25540]	229	212	5.9%
Bridgeport-Stamford-Norwalk, CT [14860]	158	94	4.1%
Chicago-Naperville-Joliet, IL-IN-WI [16980]	153	141	3.9%
New York-Northern New Jersey-Long Island, NY-NJ-PA [35620]	151	158	3.9%
Cleveland-Elyria-Mentor, OH [17460]	150	106	3.8%
Albany-Schenectady-Troy, NY [10580]	137	140	3.5%
Ann Arbor, MI [11460]	133	121	3.4%
Minneapolis-St. Paul-Bloomington, MN-WI [33460]	123	107	3.2%
New Haven-Milford, CT [35300]	97	59	2.5%
Philadelphia-Camden-Wilmington, PA-NJ-DE-MD [37980]	96	113	2.5%
Buffalo-Niagara Falls, NY [15380]	81	57	2.1%

Phoenix-Mesa-Scottsdale, AZ [38060]	76	77	1.9%
Providence-New Bedford-Fall River, RI-MA [39300]	75	38	1.9%
Worcester, MA [49340]	62	34	1.6%
San Diego-Carlsbad-San Marcos, CA [41740]	60	64	1.5%
Modesto, CA [33700]	57	31	1.5%
Washington-Arlington-Alexandria, DC-VA-MD-WV [47900]	56	54	1.4%
Milwaukee-Waukesha-West Allis, WI [33340]	56	50	1.4%
Denver-Aurora, CO [19740]	55	49	1.4%
Houston-Sugar Land-Baytown, TX [26420]	51	60	1.3%
Bend, OR [13460]	49	28	1.3%
Indianapolis-Carmel, IN [26900]	46	54	1.2%
Pittsburgh, PA [38300]	44	57	1.1%
Norwich-New London, CT [35980]	44	10	1.1%
Atlanta-Sandy Springs-Marietta, GA [12060]	43	51	1.1%
Oxnard-Thousand Oaks-Ventura, CA [37100]	43	19	1.1%
Las Vegas-Paradise, NV [29820]	40	24	1%
Kennewick-Richland-Pasco, WA [28420]	39	62	1%
Columbus, OH [18140]	39	34	1%
Austin-Round Rock, TX [12420]	38	27	1%
Seattle-Tacoma-Bellevue, WA [42660]	37	51	0.9%
Portland-Vancouver-Beaverton, OR-WA [38900]	35	34	0.9%
Baltimore-Towson, MD [12580]	34	55	0.9%
Durham, NC [20500]	34	34	0.9%
Raleigh-Cary, NC [39580]	33	32	0.8%
Madison, WI [31540]	32	46	0.8%
Tucson, AZ [46060]	32	26	0.8%
Boulder, CO [14500]	29	29	0.7%
Knoxville, TN [28940]	27	41	0.7%
Tampa-St. Petersburg-Clearwater, FL [45300]	26	30	0.7%
Santa Cruz-Watsonville, CA [42100]	26	9	0.7%
Flint, MI [22420]	25	25	0.6%
State College, PA [44300]	25	21	0.6%
Dallas-Fort Worth-Arlington, TX [19100]	24	26	0.6%
Akron, OH [10420]	24	24	0.6%
Miami-Fort Lauderdale-Pompano Beach, FL [33100]	23	21	0.6%
Champaign-Urbana, IL [16580]	22	22	0.6%
Sacramento--Arden-Arcade--Roseville, CA [40900]	21	24	0.5%
Stockton, CA [44700]	20	12	0.5%
Salem, OR [41420]	20	8	0.5%
Albuquerque, NM [10740]	19	44	0.5%
Manchester-Nashua, NH [31700]	19	11	0.5%
Allentown-Bethlehem-Easton, PA-NJ [10900]	17	23	0.4%
Trenton-Ewing, NJ [45940]	17	15	0.4%
Cincinnati-Middletown, OH-KY-IN [17140]	16	18	0.4%
Spokane, WA [44060]	16	17	0.4%
Springfield, MA [44140]	16	14	0.4%
Vallejo-Fairfield, CA [46700]	16	10	0.4%
Racine, WI [39540]	15	11	0.4%
Charlotte-Gastonia-Concord, NC-SC [16740]	14	22	0.4%
Dayton, OH [19380]	13	14	0.3%
College Station-Bryan, TX [17780]	12	18	0.3%
Riverside-San Bernardino-Ontario, CA [40140]	11	15	0.3%
Greeley, CO [24540]	11	12	0.3%
Reading, PA [39740]	11	5	0.3%
Joplin, MO [27900]	10	20	0.3%
Salt Lake City, UT [41620]	10	8	0.3%
Gainesville, FL [23540]	9	12	0.2%
Richmond, VA [40060]	9	10	0.2%
Lakeland, FL [29460]	9	6	0.2%
Greenville-Mauldin-Easley, SC [24860]	8	11	0.2%
Columbia, SC [17900]	8	9	0.2%
Provo-Orem, UT [39340]	8	8	0.2%
St. Louis, MO-IL [41180]	8	8	0.2%
Tulsa, OK [46140]	8	7	0.2%
York-Hanover, PA [49620]	8	7	0.2%

Virginia Beach-Norfolk-Newport News, VA-NC [47260]	7	11	0.2%
Canton-Massillon, OH [15940]	7	8	0.2%
Fort Collins-Loveland, CO [22660]	7	7	0.2%
Yuba City, CA [49700]	7	6	0.2%
Palm Bay-Melbourne-Titusville, FL [37340]	7	6	0.2%
Youngstown-Warren-Boardman, OH-PA [49660]	7	5	0.2%
Blacksburg-Christiansburg-Radford, VA [13980]	6	13	0.2%
Peoria, IL [37900]	6	6	0.2%
Charlottesville, VA [16820]	6	5	0.2%
Memphis, TN-MS-AR [32820]	6	2	0.2%
Kansas City, MO-KS [28140]	5	8	0.1%
Iowa City, IA [26980]	5	5	0.1%
Saginaw-Saginaw Township North, MI [40980]	5	4	0.1%
Eugene-Springfield, OR [21660]	5	4	0.1%
Grand Rapids-Wyoming, MI [24340]	5	3	0.1%
Charleston-North Charleston, SC [16700]	5	2	0.1%
Roanoke, VA [40220]	4	13	0.1%
Oklahoma City, OK [36420]	4	11	0.1%
Syracuse, NY [45060]	4	5	0.1%
Lansing-East Lansing, MI [29620]	4	4	0.1%
Bremerton-Silverdale, WA [14740]	4	2	0.1%
Johnson City, TN [27740]	4	2	0.1%
Eau Claire, WI [20740]	4	1	0.1%
Topeka, KS [45820]	3	8	0.1%
San Antonio, TX [41700]	3	5	0.1%
Erie, PA [21500]	3	5	0.1%
Laredo, TX [29700]	3	5	0.1%
Burlington-South Burlington, VT [15540]	3	5	0.1%
Davenport-Moline-Rock Island, IA-IL [19340]	3	5	0.1%
Fargo, ND-MN [22020]	3	3	0.1%
Orlando-Kissimmee, FL [36740]	3	3	0.1%
Portland-South Portland-Biddeford, ME [38860]	3	3	0.1%
St. Cloud, MN [41060]	3	2	0.1%
Clarksville, TN-KY [17300]	3	2	0.1%
Toledo, OH [45780]	3	2	0.1%
Tallahassee, FL [45220]	2	6	0.1%
Louisville/Jefferson County, KY-IN [31140]	2	6	0.1%
Winston-Salem, NC [49180]	2	4	0.1%
Lexington-Fayette, KY [30460]	2	4	0.1%
Columbia, MO [17860]	2	4	0.1%
Boise City-Nampa, ID [14260]	2	3	0.1%
Huntsville, AL [26620]	2	3	0.1%
Reno-Sparks, NV [39900]	2	3	0.1%
Springfield, MO [44180]	2	2	0.1%
Rochester, MN [40340]	2	2	0.1%
San Luis Obispo-Paso Robles, CA [42020]	2	2	0.1%
Asheville, NC [11700]	2	2	0.1%
Kalamazoo-Portage, MI [28020]	2	2	0.1%
Jacksonville, FL [27260]	2	2	0.1%
Lynchburg, VA [31340]	2	2	0.1%
Waterloo-Cedar Falls, IA [47940]	2	1	0.1%
Bakersfield, CA [12540]	2	1	0.1%

> RADIATION IMAGERY CHEMISTRY: PROCESS, COMPOSITION, OR PRODUCT THEREOF [430] - {3259} : (143)

Metro Region	Patents	Inventors	% Of Class
Rochester, NY [40380]	807	701	24.8%
San Jose-Sunnyvale-Santa Clara, CA [41940]	531	529	16.3%
New York-Northern New Jersey-Long Island, NY-NJ-PA [35620]	345	288	10.6%
San Francisco-Oakland-Fremont, CA [41860]	327	287	10%
Boston-Cambridge-Quincy, MA-NH [14460]	211	189	6.5%

Boise City-Nampa, ID [14260]	155	123	4.8%
Portland-Vancouver-Beaverton, OR-WA [38900]	142	141	4.4%
Philadelphia-Camden-Wilmington, PA-NJ-DE-MD [37980]	133	142	4.1%
Greeley, CO [24540]	133	93	4.1%
Boulder, CO [14500]	131	86	4%
Fort Collins-Loveland, CO [22660]	124	74	3.8%
Worcester, MA [49340]	120	58	3.7%
Minneapolis-St. Paul-Bloomington, MN-WI [33460]	113	59	3.5%
Austin-Round Rock, TX [12420]	112	110	3.4%
Albany-Schenectady-Troy, NY [10580]	87	78	2.7%
Bridgeport-Stamford-Norwalk, CT [14860]	71	40	2.2%
Santa Cruz-Watsonville, CA [42100]	54	28	1.7%
Burlington-South Burlington, VT [15540]	53	68	1.6%
Dallas-Fort Worth-Arlington, TX [19100]	53	59	1.6%
Atlanta-Sandy Springs-Marietta, GA [12060]	52	60	1.6%
Phoenix-Mesa-Scottsdale, AZ [38060]	45	53	1.4%
Durham, NC [20500]	40	36	1.2%
Raleigh-Cary, NC [39580]	39	29	1.2%
Denver-Aurora, CO [19740]	37	38	1.1%
Providence-New Bedford-Fall River, RI-MA [39300]	35	46	1.1%
Cincinnati-Middletown, OH-KY-IN [17140]	30	30	0.9%
San Diego-Carlsbad-San Marcos, CA [41740]	30	27	0.9%
Allentown-Bethlehem-Easton, PA-NJ [10900]	29	18	0.9%
Lexington-Fayette, KY [30460]	22	40	0.7%
Albuquerque, NM [10740]	21	35	0.6%
Washington-Arlington-Alexandria, DC-VA-MD-WV [47900]	21	31	0.6%
Modesto, CA [33700]	20	24	0.6%
Trenton-Ewing, NJ [45940]	20	9	0.6%
Cleveland-Elyria-Mentor, OH [17460]	16	20	0.5%
Manchester-Nashua, NH [31700]	16	14	0.5%
Oxnard-Thousand Oaks-Ventura, CA [37100]	16	12	0.5%
Hartford-West Hartford-East Hartford, CT [25540]	16	9	0.5%
Chicago-Naperville-Joliet, IL-IN-WI [16980]	15	27	0.5%
Columbus, OH [18140]	15	18	0.5%
Seattle-Tacoma-Bellevue, WA [42660]	15	14	0.5%
Pittsburgh, PA [38300]	14	36	0.4%
Akron, OH [10420]	14	16	0.4%
Springfield, MA [44140]	13	16	0.4%
Orlando-Kissimmee, FL [36740]	13	12	0.4%
Charlotte-Gastonia-Concord, NC-SC [16740]	12	17	0.4%
Champaign-Urbana, IL [16580]	12	15	0.4%
Binghamton, NY [13780]	11	40	0.3%
Madison, WI [31540]	11	11	0.3%
Norwich-New London, CT [35980]	11	2	0.3%
Houston-Sugar Land-Baytown, TX [26420]	10	17	0.3%
Greenville-Mauldin-Easley, SC [24860]	9	5	0.3%
Baltimore-Towson, MD [12580]	8	9	0.2%
Sacramento--Arden-Arcade--Roseville, CA [40900]	8	6	0.2%
Buffalo-Niagara Falls, NY [15380]	8	4	0.2%
Laredo, TX [29700]	8	3	0.2%
San Antonio, TX [41700]	8	3	0.2%
State College, PA [44300]	7	11	0.2%
College Station-Bryan, TX [17780]	7	11	0.2%
Miami-Fort Lauderdale-Pompano Beach, FL [33100]	7	8	0.2%
Toledo, OH [45780]	7	6	0.2%
Kingston, NY [28740]	7	5	0.2%
Asheville, NC [11700]	7	4	0.2%
Palm Bay-Melbourne-Titusville, FL [37340]	6	9	0.2%
Salem, OR [41420]	6	9	0.2%
Dayton, OH [19380]	6	8	0.2%
Virginia Beach-Norfolk-Newport News, VA-NC [47260]	6	7	0.2%
Portland-South Portland-Biddeford, ME [38860]	5	9	0.2%
Indianapolis-Carmel, IN [26900]	5	7	0.2%
Gainesville, FL [23540]	5	7	0.2%
Detroit-Warren-Livonia, MI [19820]	5	5	0.2%

Midland, TX [33260]	5	3	0.2%
Ann Arbor, MI [11460]	4	9	0.1%
New Haven-Milford, CT [35300]	4	6	0.1%
Richmond, VA [40060]	4	5	0.1%
Memphis, TN-MS-AR [32820]	4	4	0.1%
Reading, PA [39740]	4	4	0.1%
Colorado Springs, CO [17820]	4	3	0.1%
San Luis Obispo-Paso Robles, CA [42020]	4	3	0.1%
Evansville, IN-KY [21780]	4	3	0.1%
Dover, DE [20100]	3	3	0.1%
Baton Rouge, LA [12940]	3	3	0.1%
St. Louis, MO-IL [41180]	3	3	0.1%
Bend, OR [13460]	3	3	0.1%
Salinas, CA [41500]	3	2	0.1%
Kingsport-Bristol-Bristol, TN-VA [28700]	2	7	0.1%
Provo-Orem, UT [39340]	2	6	0.1%
Johnson City, TN [27740]	2	6	0.1%
Salt Lake City, UT [41620]	2	5	0.1%
Kennewick-Richland-Pasco, WA [28420]	2	4	0.1%
Saginaw-Saginaw Township North, MI [40980]	2	3	0.1%
Corpus Christi, TX [18580]	2	3	0.1%
Spartanburg, SC [43900]	2	3	0.1%
Blacksburg-Christiansburg-Radford, VA [13980]	2	3	0.1%
Riverside-San Bernardino-Ontario, CA [40140]	2	3	0.1%
Lancaster, PA [29540]	2	3	0.1%
Las Cruces, NM [29740]	2	2	0.1%
Lakeland, FL [29460]	2	2	0.1%
Harrisburg-Carlisle, PA [25420]	2	2	0.1%
Bakersfield, CA [12540]	2	2	0.1%
York-Hanover, PA [49620]	2	2	0.1%
Knoxville, TN [28940]	2	2	0.1%
Reno-Sparks, NV [39900]	2	2	0.1%
Santa Rosa-Petaluma, CA [42220]	2	2	0.1%
Milwaukee-Waukesha-West Allis, WI [33340]	2	2	0.1%
Eugene-Springfield, OR [21660]	2	2	0.1%
Stockton, CA [44700]	2	2	0.1%
Fargo, ND-MN [22020]	2	2	0.1%
Lynchburg, VA [31340]	2	1	0.1%
Columbia, MO [17860]	2	1	0.1%
Omaha-Council Bluffs, NE-IA [36540]	2	1	0.1%
Tyler, TX [46340]	2	1	0.1%
Barnstable Town, MA [12700]	2	1	0.1%
Charleston-North Charleston, SC [16700]	2	1	0.1%

> COMBUSTION [431] - {756} : (162)

Metro Region	Patents	Inventors	% Of Class
Chicago-Naperville-Joliet, IL-IN-WI [16980]	71	99	9.4%
Houston-Sugar Land-Baytown, TX [26420]	50	45	6.6%
New York-Northern New Jersey-Long Island, NY-NJ-PA [35620]	44	55	5.8%
Tulsa, OK [46140]	30	49	4%
Racine, WI [39540]	27	38	3.6%
Philadelphia-Camden-Wilmington, PA-NJ-DE-MD [37980]	24	28	3.2%
Boston-Cambridge-Quincy, MA-NH [14460]	23	44	3%
Allentown-Bethlehem-Easton, PA-NJ [10900]	23	31	3%
Minneapolis-St. Paul-Bloomington, MN-WI [33460]	22	26	2.9%
Cleveland-Elyria-Mentor, OH [17460]	22	22	2.9%
Atlanta-Sandy Springs-Marietta, GA [12060]	22	16	2.9%
Dallas-Fort Worth-Arlington, TX [19100]	20	21	2.6%
St. Louis, MO-IL [41180]	20	13	2.6%
Providence-New Bedford-Fall River, RI-MA [39300]	19	24	2.5%
San Francisco-Oakland-Fremont, CA [41860]	14	10	1.9%

Bridgeport-Stamford-Norwalk, CT [14860]	14	7	1.9%
Indianapolis-Carmel, IN [26900]	13	22	1.7%
Milwaukee-Waukesha-West Allis, WI [33340]	13	14	1.7%
Oxnard-Thousand Oaks-Ventura, CA [37100]	12	12	1.6%
Baltimore-Towson, MD [12580]	11	25	1.5%
Hartford-West Hartford-East Hartford, CT [25540]	11	19	1.5%
Phoenix-Mesa-Scottsdale, AZ [38060]	11	13	1.5%
New Haven-Milford, CT [35300]	11	12	1.5%
Durham, NC [20500]	11	10	1.5%
Greenville-Mauldin-Easley, SC [24860]	10	21	1.3%
Akron, OH [10420]	10	14	1.3%
Washington-Arlington-Alexandria, DC-VA-MD-WV [47900]	10	9	1.3%
Miami-Fort Lauderdale-Pompano Beach, FL [33100]	10	9	1.3%
Raleigh-Cary, NC [39580]	10	7	1.3%
Spokane, WA [44060]	10	5	1.3%
Canton-Massillon, OH [15940]	9	12	1.2%
San Diego-Carlsbad-San Marcos, CA [41740]	9	12	1.2%
Sacramento--Arden-Arcade--Roseville, CA [40900]	9	8	1.2%
San Jose-Sunnyvale-Santa Clara, CA [41940]	9	6	1.2%
Buffalo-Niagara Falls, NY [15380]	8	10	1.1%
Lancaster, PA [29540]	8	5	1.1%
Seattle-Tacoma-Bellevue, WA [42660]	7	12	0.9%
Laredo, TX [29700]	7	12	0.9%
San Antonio, TX [41700]	7	12	0.9%
Rochester, NY [40380]	7	11	0.9%
Spartanburg, SC [43900]	7	10	0.9%
Orlando-Kissimmee, FL [36740]	7	10	0.9%
Riverside-San Bernardino-Ontario, CA [40140]	7	9	0.9%
Nashville-Davidson--Murfreesboro--Franklin, TN [34980]	7	8	0.9%
Detroit-Warren-Livonia, MI [19820]	7	8	0.9%
Manchester-Nashua, NH [31700]	7	5	0.9%
Springfield, MA [44140]	7	5	0.9%
Youngstown-Warren-Boardman, OH-PA [49660]	7	4	0.9%
Harrisburg-Carlisle, PA [25420]	7	3	0.9%
Denver-Aurora, CO [19740]	6	11	0.8%
Columbus, OH [18140]	6	11	0.8%
Boulder, CO [14500]	6	8	0.8%
Chattanooga, TN-GA [16860]	6	7	0.8%
Blacksburg-Christiansburg-Radford, VA [13980]	6	5	0.8%
Madison, WI [31540]	6	5	0.8%
Reading, PA [39740]	6	5	0.8%
Toledo, OH [45780]	5	8	0.7%
Louisville/Jefferson County, KY-IN [31140]	5	7	0.7%
Reno-Sparks, NV [39900]	5	6	0.7%
Austin-Round Rock, TX [12420]	5	6	0.7%
Grand Rapids-Wyoming, MI [24340]	5	5	0.7%
Charlotte-Gastonia-Concord, NC-SC [16740]	5	3	0.7%
Vallejo-Fairfield, CA [46700]	5	3	0.7%
Gainesville, FL [23540]	4	9	0.5%
Cincinnati-Middletown, OH-KY-IN [17140]	4	9	0.5%
Knoxville, TN [28940]	4	7	0.5%
Greeley, CO [24540]	4	7	0.5%
Virginia Beach-Norfolk-Newport News, VA-NC [47260]	4	7	0.5%
Syracuse, NY [45060]	4	6	0.5%
San Luis Obispo-Paso Robles, CA [42020]	4	6	0.5%
Palm Bay-Melbourne-Titusville, FL [37340]	4	5	0.5%
Portland-Vancouver-Beaverton, OR-WA [38900]	4	4	0.5%
Cape Coral-Fort Myers, FL [15980]	4	4	0.5%
Tampa-St. Petersburg-Clearwater, FL [45300]	4	4	0.5%
Boise City-Nampa, ID [14260]	4	3	0.5%
Janesville, WI [27500]	4	3	0.5%
Yuba City, CA [49700]	4	2	0.5%
Portland-South Portland-Biddeford, ME [38860]	3	7	0.4%
Ann Arbor, MI [11460]	3	5	0.4%
Tallahassee, FL [45220]	3	5	0.4%



Fort Collins-Loveland, CO [22660]	3	5	0.4%
Pittsburgh, PA [38300]	3	5	0.4%
Rockford, IL [40420]	3	4	0.4%
Flint, MI [22420]	3	3	0.4%
Des Moines-West Des Moines, IA [19780]	3	3	0.4%
Greensboro-High Point, NC [24660]	3	2	0.4%
Muskegon-Norton Shores, MI [34740]	3	2	0.4%
Bowling Green, KY [14540]	3	2	0.4%
Asheville, NC [11700]	3	2	0.4%
Lansing-East Lansing, MI [29620]	3	1	0.4%
Florence, SC [22500]	2	4	0.3%
Richmond, VA [40060]	2	4	0.3%
Bakersfield, CA [12540]	2	4	0.3%
Charleston, WV [16620]	2	4	0.3%
Salem, OR [41420]	2	3	0.3%
Utica-Rome, NY [46540]	2	2	0.3%
Naples-Marco Island, FL [34940]	2	2	0.3%
Salinas, CA [41500]	2	2	0.3%
Albany-Schenectady-Troy, NY [10580]	2	2	0.3%
Bremerton-Silverdale, WA [14740]	2	2	0.3%
Macon, GA [31420]	2	2	0.3%
Warner Robins, GA [47580]	2	2	0.3%
Stockton, CA [44700]	2	2	0.3%
Punta Gorda, FL [39460]	2	2	0.3%
Winston-Salem, NC [49180]	2	2	0.3%
Dayton, OH [19380]	2	2	0.3%
Wichita, KS [48620]	2	2	0.3%
York-Hanover, PA [49620]	2	2	0.3%
Las Vegas-Paradise, NV [29820]	2	2	0.3%
Bend, OR [13460]	2	2	0.3%
Terre Haute, IN [45460]	2	1	0.3%
Oklahoma City, OK [36420]	2	1	0.3%
Santa Rosa-Petaluma, CA [42220]	2	1	0.3%

> HEATING [432] - {136} : (78)

Metro Region	Patents	Inventors	% Of Class
San Jose-Sunnyvale-Santa Clara, CA [41940]	12	19	8.8%
San Francisco-Oakland-Fremont, CA [41860]	12	17	8.8%
Dallas-Fort Worth-Arlington, TX [19100]	11	19	8.1%
Detroit-Warren-Livonia, MI [19820]	11	17	8.1%
Cleveland-Elyria-Mentor, OH [17460]	8	5	5.9%
Kansas City, MO-KS [28140]	6	3	4.4%
Chicago-Naperville-Joliet, IL-IN-WI [16980]	5	10	3.7%
Riverside-San Bernardino-Ontario, CA [40140]	5	5	3.7%
Ann Arbor, MI [11460]	5	3	3.7%
Boston-Cambridge-Quincy, MA-NH [14460]	4	10	2.9%
Allentown-Bethlehem-Easton, PA-NJ [10900]	4	6	2.9%
Atlanta-Sandy Springs-Marietta, GA [12060]	4	5	2.9%
Akron, OH [10420]	4	4	2.9%
New York-Northern New Jersey-Long Island, NY-NJ-PA [35620]	4	3	2.9%
Buffalo-Niagara Falls, NY [15380]	3	7	2.2%
South Bend-Mishawaka, IN-MI [43780]	3	6	2.2%
Pittsburgh, PA [38300]	3	6	2.2%
Phoenix-Mesa-Scottsdale, AZ [38060]	3	5	2.2%
Cincinnati-Middletown, OH-KY-IN [17140]	3	3	2.2%
Miami-Fort Lauderdale-Pompano Beach, FL [33100]	3	3	2.2%
Portland-Vancouver-Beaverton, OR-WA [38900]	3	2	2.2%
Louisville/Jefferson County, KY-IN [31140]	2	7	1.5%
Houston-Sugar Land-Baytown, TX [26420]	2	7	1.5%
Wichita, KS [48620]	2	6	1.5%
New Orleans-Metairie-Kenner, LA [35380]	2	5	1.5%

Hartford-West Hartford-East Hartford, CT [25540]	2	3	1.5%
Indianapolis-Carmel, IN [26900]	2	3	1.5%
Austin-Round Rock, TX [12420]	2	2	1.5%
Spokane, WA [44060]	2	2	1.5%
Scranton--Wilkes-Barre, PA [42540]	2	2	1.5%
Durham, NC [20500]	2	2	1.5%
Raleigh-Cary, NC [39580]	2	2	1.5%
Tampa-St. Petersburg-Clearwater, FL [45300]	2	2	1.5%
Milwaukee-Waukesha-West Allis, WI [33340]	2	2	1.5%
Youngstown-Warren-Boardman, OH-PA [49660]	2	2	1.5%
Columbia, SC [17900]	2	1	1.5%
Santa Cruz-Watsonville, CA [42100]	2	1	1.5%
Spartanburg, SC [43900]	2	1	1.5%

> DENTISTRY [433] - {1184} : (155)

Metro Region	Patents	Inventors	% Of Class
Salt Lake City, UT [41620]	103	38	8.7%
New York-Northern New Jersey-Long Island, NY-NJ-PA [35620]	101	104	8.5%
San Francisco-Oakland-Fremont, CA [41860]	97	55	8.2%
San Jose-Sunnyvale-Santa Clara, CA [41940]	96	58	8.1%
San Diego-Carlsbad-San Marcos, CA [41740]	72	68	6.1%
Dallas-Fort Worth-Arlington, TX [19100]	61	32	5.2%
Miami-Fort Lauderdale-Pompano Beach, FL [33100]	51	36	4.3%
Chicago-Naperville-Joliet, IL-IN-WI [16980]	46	55	3.9%
Boston-Cambridge-Quincy, MA-NH [14460]	46	51	3.9%
Riverside-San Bernardino-Ontario, CA [40140]	43	31	3.6%
Minneapolis-St. Paul-Bloomington, MN-WI [33460]	35	30	3%
Philadelphia-Camden-Wilmington, PA-NJ-DE-MD [37980]	35	29	3%
Bridgeport-Stamford-Norwalk, CT [14860]	30	12	2.5%
Denver-Aurora, CO [19740]	27	25	2.3%
Portland-Vancouver-Beaverton, OR-WA [38900]	25	23	2.1%
Washington-Arlington-Alexandria, DC-VA-MD-WV [47900]	24	19	2%
New Haven-Milford, CT [35300]	24	15	2%
Boulder, CO [14500]	20	17	1.7%
Houston-Sugar Land-Baytown, TX [26420]	20	14	1.7%
Oxnard-Thousand Oaks-Ventura, CA [37100]	20	7	1.7%
York-Hanover, PA [49620]	19	14	1.6%
Port St. Lucie, FL [38940]	18	11	1.5%
Seattle-Tacoma-Bellevue, WA [42660]	17	18	1.4%
Atlanta-Sandy Springs-Marietta, GA [12060]	17	18	1.4%
Detroit-Warren-Livonia, MI [19820]	14	9	1.2%
Tulsa, OK [46140]	13	8	1.1%
Tampa-St. Petersburg-Clearwater, FL [45300]	12	9	1%
Las Vegas-Paradise, NV [29820]	12	5	1%
San Antonio, TX [41700]	11	9	0.9%
St. Louis, MO-IL [41180]	11	6	0.9%
Memphis, TN-MS-AR [32820]	10	12	0.8%
Greeley, CO [24540]	10	12	0.8%
Fort Collins-Loveland, CO [22660]	10	12	0.8%
Albuquerque, NM [10740]	10	8	0.8%
Provo-Orem, UT [39340]	10	4	0.8%
Allentown-Bethlehem-Easton, PA-NJ [10900]	9	5	0.8%
Laredo, TX [29700]	8	8	0.7%
Louisville/Jefferson County, KY-IN [31140]	8	6	0.7%
Santa Cruz-Watsonville, CA [42100]	8	5	0.7%
Milwaukee-Waukesha-West Allis, WI [33340]	8	4	0.7%
Cleveland-Elyria-Mentor, OH [17460]	7	8	0.6%
Phoenix-Mesa-Scottsdale, AZ [38060]	7	8	0.6%
Orlando-Kissimmee, FL [36740]	7	5	0.6%
Colorado Springs, CO [17820]	7	4	0.6%
Columbus, OH [18140]	7	4	0.6%

San Luis Obispo-Paso Robles, CA [42020]	7	3	0.6%
Harrisburg-Carlisle, PA [25420]	7	3	0.6%
Indianapolis-Carmel, IN [26900]	6	11	0.5%
Baltimore-Towson, MD [12580]	6	6	0.5%
Muskegon-Norton Shores, MI [34740]	6	4	0.5%
Racine, WI [39540]	6	2	0.5%
Hartford-West Hartford-East Hartford, CT [25540]	5	9	0.4%
Providence-New Bedford-Fall River, RI-MA [39300]	5	8	0.4%
Grand Rapids-Wyoming, MI [24340]	5	7	0.4%
Kalamazoo-Portage, MI [28020]	5	6	0.4%
Durham, NC [20500]	5	6	0.4%
Raleigh-Cary, NC [39580]	5	6	0.4%
Rochester, NY [40380]	5	6	0.4%
Modesto, CA [33700]	5	6	0.4%
Gainesville, GA [23580]	5	4	0.4%
Buffalo-Niagara Falls, NY [15380]	5	4	0.4%
Fort Wayne, IN [23060]	5	4	0.4%
Cape Coral-Fort Myers, FL [15980]	5	3	0.4%
Sacramento--Arden-Arcade--Roseville, CA [40900]	5	3	0.4%
Chattanooga, TN-GA [16860]	5	3	0.4%
Naples-Marco Island, FL [34940]	5	3	0.4%
Spokane, WA [44060]	5	2	0.4%
Kingsport-Bristol-Bristol, TN-VA [28700]	5	1	0.4%
Johnson City, TN [27740]	5	1	0.4%
New Orleans-Metairie-Kenner, LA [35380]	4	5	0.3%
Bremerton-Silverdale, WA [14740]	4	3	0.3%
Santa Rosa-Petaluma, CA [42220]	4	3	0.3%
Pittsburgh, PA [38300]	4	2	0.3%
Lansing-East Lansing, MI [29620]	4	2	0.3%
Lakeland, FL [29460]	4	2	0.3%
Tyler, TX [46340]	4	2	0.3%
Charlotte-Gastonia-Concord, NC-SC [16740]	3	6	0.3%
Ogden-Clearfield, UT [36260]	3	4	0.3%
Trenton-Ewing, NJ [45940]	3	4	0.3%
Topeka, KS [45820]	3	3	0.3%
Lancaster, PA [29540]	3	3	0.3%
Oshkosh-Neenah, WI [36780]	3	3	0.3%
Austin-Round Rock, TX [12420]	3	3	0.3%
Burlington-South Burlington, VT [15540]	3	3	0.3%
Omaha-Council Bluffs, NE-IA [36540]	3	3	0.3%
Midland, TX [33260]	3	2	0.3%
Appleton, WI [11540]	3	2	0.3%
Gulfport-Biloxi, MS [25060]	3	2	0.3%
Vallejo-Fairfield, CA [46700]	3	1	0.3%
Yuba City, CA [49700]	3	1	0.3%
Flint, MI [22420]	3	1	0.3%
Shreveport-Bossier City, LA [43340]	3	1	0.3%
Syracuse, NY [45060]	2	9	0.2%
Cincinnati-Middletown, OH-KY-IN [17140]	2	4	0.2%
Waco, TX [47380]	2	3	0.2%
Worcester, MA [49340]	2	3	0.2%
Lubbock, TX [31180]	2	3	0.2%
Nashville-Davidson--Murfreesboro--Franklin, TN [34980]	2	3	0.2%
Augusta-Richmond County, GA-SC [12260]	2	2	0.2%
Fargo, ND-MN [22020]	2	2	0.2%
Stockton, CA [44700]	2	2	0.2%
Birmingham-Hoover, AL [13820]	2	2	0.2%
Eugene-Springfield, OR [21660]	2	2	0.2%
Oklahoma City, OK [36420]	2	2	0.2%
Merced, CA [32900]	2	2	0.2%
Pueblo, CO [39380]	2	2	0.2%
Salem, OR [41420]	2	2	0.2%
Ann Arbor, MI [11460]	2	2	0.2%
Toledo, OH [45780]	2	2	0.2%
Iowa City, IA [26980]	2	2	0.2%

Akron, OH [10420]	2	2	0.2%
Greenville-Mauldin-Easley, SC [24860]	2	1	0.2%
State College, PA [44300]	2	1	0.2%
Champaign-Urbana, IL [16580]	2	1	0.2%
Rockford, IL [40420]	2	1	0.2%
Bowling Green, KY [14540]	2	1	0.2%

> EDUCATION AND DEMONSTRATION [434] - {1462} : (185)

Metro Region	Patents	Inventors	% Of Class
New York-Northern New Jersey-Long Island, NY-NJ-PA [35620]	174	216	11.9%
San Francisco-Oakland-Fremont, CA [41860]	125	143	8.5%
Washington-Arlington-Alexandria, DC-VA-MD-WV [47900]	78	101	5.3%
Chicago-Naperville-Joliet, IL-IN-WI [16980]	75	118	5.1%
Boston-Cambridge-Quincy, MA-NH [14460]	75	96	5.1%
San Jose-Sunnyvale-Santa Clara, CA [41940]	73	82	5%
Seattle-Tacoma-Bellevue, WA [42660]	59	101	4%
Phoenix-Mesa-Scottsdale, AZ [38060]	44	58	3%
Baltimore-Towson, MD [12580]	42	55	2.9%
Miami-Fort Lauderdale-Pompano Beach, FL [33100]	40	37	2.7%
San Diego-Carlsbad-San Marcos, CA [41740]	38	56	2.6%
Atlanta-Sandy Springs-Marietta, GA [12060]	37	59	2.5%
Philadelphia-Camden-Wilmington, PA-NJ-DE-MD [37980]	36	53	2.5%
Orlando-Kissimmee, FL [36740]	34	52	2.3%
Denver-Aurora, CO [19740]	34	46	2.3%
Minneapolis-St. Paul-Bloomington, MN-WI [33460]	33	51	2.3%
Palm Bay-Melbourne-Titusville, FL [37340]	31	29	2.1%
Portland-Vancouver-Beaverton, OR-WA [38900]	29	33	2%
Dallas-Fort Worth-Arlington, TX [19100]	25	19	1.7%
Oxnard-Thousand Oaks-Ventura, CA [37100]	23	27	1.6%
Tampa-St. Petersburg-Clearwater, FL [45300]	23	19	1.6%
Cleveland-Elyria-Mentor, OH [17460]	22	37	1.5%
Pittsburgh, PA [38300]	22	31	1.5%
Trenton-Ewing, NJ [45940]	22	30	1.5%
Boulder, CO [14500]	22	24	1.5%
Houston-Sugar Land-Baytown, TX [26420]	21	33	1.4%
Virginia Beach-Norfolk-Newport News, VA-NC [47260]	19	20	1.3%
Austin-Round Rock, TX [12420]	17	26	1.2%
Detroit-Warren-Livonia, MI [19820]	17	23	1.2%
Cincinnati-Middletown, OH-KY-IN [17140]	17	22	1.2%
San Antonio, TX [41700]	16	24	1.1%
Riverside-San Bernardino-Ontario, CA [40140]	16	21	1.1%
Rochester, NY [40380]	16	19	1.1%
Akron, OH [10420]	16	19	1.1%
Santa Cruz-Watsonville, CA [42100]	16	8	1.1%
Salt Lake City, UT [41620]	15	21	1%
Tucson, AZ [46060]	15	18	1%
Kansas City, MO-KS [28140]	15	17	1%
Indianapolis-Carmel, IN [26900]	15	16	1%
Bridgeport-Stamford-Norwalk, CT [14860]	15	13	1%
Provo-Orem, UT [39340]	14	36	1%
Hartford-West Hartford-East Hartford, CT [25540]	14	16	1%
Louisville/Jefferson County, KY-IN [31140]	12	15	0.8%
Durham, NC [20500]	12	13	0.8%
Albany-Schenectady-Troy, NY [10580]	12	10	0.8%
Appleton, WI [11540]	11	27	0.8%
Nashville-Davidson--Murfreesboro--Franklin, TN [34980]	11	12	0.8%
Raleigh-Cary, NC [39580]	11	9	0.8%
Deltona-Daytona Beach-Ormond Beach, FL [19660]	10	25	0.7%
Oshkosh-Neenah, WI [36780]	10	24	0.7%
Iowa City, IA [26980]	10	16	0.7%
Providence-New Bedford-Fall River, RI-MA [39300]	10	10	0.7%

Buffalo-Niagara Falls, NY [15380]	9	17	0.6%
Laredo, TX [29700]	9	15	0.6%
Richmond, VA [40060]	9	14	0.6%
Charlotte-Gastonia-Concord, NC-SC [16740]	9	13	0.6%
Ann Arbor, MI [11460]	9	11	0.6%
St. Louis, MO-IL [41180]	9	10	0.6%
Grand Rapids-Wyoming, MI [24340]	8	10	0.5%
Cedar Rapids, IA [16300]	8	8	0.5%
Salinas, CA [41500]	7	9	0.5%
Worcester, MA [49340]	7	8	0.5%
Dayton, OH [19380]	7	8	0.5%
Sacramento--Arden-Arcade--Roseville, CA [40900]	7	8	0.5%
Milwaukee-Waukesha-West Allis, WI [33340]	7	7	0.5%
Greeley, CO [24540]	7	7	0.5%
New Haven-Milford, CT [35300]	7	6	0.5%
Naples-Marco Island, FL [34940]	6	7	0.4%
Syracuse, NY [45060]	6	7	0.4%
Fort Collins-Loveland, CO [22660]	6	6	0.4%
Santa Rosa-Petaluma, CA [42220]	6	5	0.4%
Madison, WI [31540]	6	5	0.4%
Modesto, CA [33700]	6	5	0.4%
Ogden-Clearfield, UT [36260]	6	5	0.4%
Champaign-Urbana, IL [16580]	6	4	0.4%
Omaha-Council Bluffs, NE-IA [36540]	6	4	0.4%
Cape Coral-Fort Myers, FL [15980]	5	7	0.3%
Las Vegas-Paradise, NV [29820]	5	6	0.3%
Asheville, NC [11700]	5	5	0.3%
Oklahoma City, OK [36420]	5	5	0.3%
Lakeland, FL [29460]	5	5	0.3%
Bremerton-Silverdale, WA [14740]	5	5	0.3%
Jacksonville, FL [27260]	5	5	0.3%
Medford, OR [32780]	5	3	0.3%
Manchester-Nashua, NH [31700]	4	7	0.3%
Yuba City, CA [49700]	4	7	0.3%
Port St. Lucie, FL [38940]	4	6	0.3%
Gainesville, FL [23540]	4	6	0.3%
Sioux Falls, SD [43620]	4	6	0.3%
Reading, PA [39740]	4	5	0.3%
Allentown-Bethlehem-Easton, PA-NJ [10900]	4	4	0.3%
Greensboro-High Point, NC [24660]	4	4	0.3%
Huntsville, AL [26620]	4	4	0.3%
Springfield, MA [44140]	4	4	0.3%
Springfield, MO [44180]	4	3	0.3%
Colorado Springs, CO [17820]	4	3	0.3%
Lansing-East Lansing, MI [29620]	4	3	0.3%
Albuquerque, NM [10740]	3	7	0.2%
Eau Claire, WI [20740]	3	7	0.2%
Lexington-Fayette, KY [30460]	3	7	0.2%
Kingsport-Bristol-Bristol, TN-VA [28700]	3	6	0.2%
Rochester, MN [40340]	3	5	0.2%
Green Bay, WI [24580]	3	5	0.2%
Johnson City, TN [27740]	3	5	0.2%
Kalamazoo-Portage, MI [28020]	3	4	0.2%
New Orleans-Metairie-Kenner, LA [35380]	3	4	0.2%
Fort Wayne, IN [23060]	3	4	0.2%
Fresno, CA [23420]	3	4	0.2%
San Luis Obispo-Paso Robles, CA [42020]	3	4	0.2%
Winston-Salem, NC [49180]	3	3	0.2%
Kingston, NY [28740]	3	3	0.2%
Olympia, WA [36500]	3	3	0.2%
Stockton, CA [44700]	3	2	0.2%
Portland-South Portland-Biddeford, ME [38860]	3	2	0.2%
Norwich-New London, CT [35980]	3	2	0.2%
Fargo, ND-MN [22020]	3	2	0.2%
Erie, PA [21500]	3	2	0.2%

Fayetteville, NC [22180]	3	2	0.2%
Chattanooga, TN-GA [16860]	3	2	0.2%
Charlottesville, VA [16820]	2	5	0.1%
Columbus, OH [18140]	2	5	0.1%
Ocala, FL [36100]	2	4	0.1%
Knoxville, TN [28940]	2	4	0.1%
Greenville-Mauldin-Easley, SC [24860]	2	3	0.1%
Harrisburg-Carlisle, PA [25420]	2	3	0.1%
Burlington-South Burlington, VT [15540]	2	3	0.1%
Eugene-Springfield, OR [21660]	2	2	0.1%
Roanoke, VA [40220]	2	2	0.1%
Little Rock-North Little Rock-Conway, AR [30780]	2	2	0.1%
Killeen-Temple-Fort Hood, TX [28660]	2	2	0.1%
Tulsa, OK [46140]	2	2	0.1%
Tallahassee, FL [45220]	2	2	0.1%
Amarillo, TX [11100]	2	2	0.1%
Lancaster, PA [29540]	2	2	0.1%
Boise City-Nampa, ID [14260]	2	2	0.1%
Spokane, WA [44060]	2	2	0.1%
College Station-Bryan, TX [17780]	2	2	0.1%
Flint, MI [22420]	2	2	0.1%
Canton-Massillon, OH [15940]	2	2	0.1%
Duluth, MN-WI [20260]	2	2	0.1%
York-Hanover, PA [49620]	2	2	0.1%
Gainesville, GA [23580]	2	2	0.1%
Spartanburg, SC [43900]	2	2	0.1%
Wichita, KS [48620]	2	2	0.1%
Des Moines-West Des Moines, IA [19780]	2	2	0.1%
Lynchburg, VA [31340]	2	2	0.1%
Columbia, SC [17900]	2	2	0.1%
Savannah, GA [42340]	2	2	0.1%
South Bend-Mishawaka, IN-MI [43780]	2	2	0.1%
Lake Havasu City-Kingman, AZ [29420]	2	1	0.1%

> CHEMISTRY: MOLECULAR BIOLOGY AND MICROBIOLOGY [435] - {17973} : (226)

Metro Region	Patents	Inventors	% Of Class
San Francisco-Oakland-Fremont, CA [41860]	3354	3251	18.7%
Boston-Cambridge-Quincy, MA-NH [14460]	2268	2719	12.6%
San Diego-Carlsbad-San Marcos, CA [41740]	1909	1984	10.6%
San Jose-Sunnyvale-Santa Clara, CA [41940]	1862	1427	10.4%
New York-Northern New Jersey-Long Island, NY-NJ-PA [35620]	1672	1829	9.3%
Philadelphia-Camden-Wilmington, PA-NJ-DE-MD [37980]	1337	1362	7.4%
Washington-Arlington-Alexandria, DC-VA-MD-WV [47900]	1137	1321	6.3%
Seattle-Tacoma-Bellevue, WA [42660]	719	786	4%
Baltimore-Towson, MD [12580]	671	719	3.7%
Durham, NC [20500]	565	700	3.1%
Chicago-Naperville-Joliet, IL-IN-WI [16980]	535	626	3%
Madison, WI [31540]	524	660	2.9%
Raleigh-Cary, NC [39580]	462	515	2.6%
Houston-Sugar Land-Baytown, TX [26420]	394	472	2.2%
Sacramento--Arden-Arcade--Roseville, CA [40900]	325	274	1.8%
Denver-Aurora, CO [19740]	313	339	1.7%
Vallejo-Fairfield, CA [46700]	298	236	1.7%
Worcester, MA [49340]	287	217	1.6%
Atlanta-Sandy Springs-Marietta, GA [12060]	281	367	1.6%
Boulder, CO [14500]	271	254	1.5%
New Haven-Milford, CT [35300]	260	320	1.4%
Ann Arbor, MI [11460]	235	295	1.3%
Oxnard-Thousand Oaks-Ventura, CA [37100]	208	207	1.2%
Trenton-Ewing, NJ [45940]	208	165	1.2%
Minneapolis-St. Paul-Bloomington, MN-WI [33460]	207	178	1.2%

Pittsburgh, PA [38300]	170	181	0.9%
Salt Lake City, UT [41620]	157	186	0.9%
Greeley, CO [24540]	157	115	0.9%
Phoenix-Mesa-Scottsdale, AZ [38060]	147	215	0.8%
Indianapolis-Carmel, IN [26900]	147	200	0.8%
Santa Cruz-Watsonville, CA [42100]	145	74	0.8%
St. Louis, MO-IL [41180]	141	140	0.8%
Fort Collins-Loveland, CO [22660]	138	101	0.8%
Cincinnati-Middletown, OH-KY-IN [17140]	136	155	0.8%
Dallas-Fort Worth-Arlington, TX [19100]	133	186	0.7%
Columbus, OH [18140]	122	96	0.7%
Austin-Round Rock, TX [12420]	121	161	0.7%
Rochester, NY [40380]	120	147	0.7%
Gainesville, FL [23540]	119	182	0.7%
Des Moines-West Des Moines, IA [19780]	112	135	0.6%
Omaha-Council Bluffs, NE-IA [36540]	109	110	0.6%
Portland-Vancouver-Beaverton, OR-WA [38900]	107	115	0.6%
Detroit-Warren-Livonia, MI [19820]	105	76	0.6%
Riverside-San Bernardino-Ontario, CA [40140]	103	87	0.6%
Tampa-St. Petersburg-Clearwater, FL [45300]	102	128	0.6%
Rochester, MN [40340]	102	118	0.6%
Bridgeport-Stamford-Norwalk, CT [14860]	102	87	0.6%
Miami-Fort Lauderdale-Pompano Beach, FL [33100]	100	103	0.6%
Nashville-Davidson--Murfreesboro--Franklin, TN [34980]	98	115	0.5%
Hartford-West Hartford-East Hartford, CT [25540]	94	88	0.5%
Modesto, CA [33700]	93	67	0.5%
Portland-South Portland-Biddeford, ME [38860]	91	83	0.5%
Iowa City, IA [26980]	88	99	0.5%
Champaign-Urbana, IL [16580]	88	97	0.5%
Cleveland-Elyria-Mentor, OH [17460]	86	88	0.5%
Oklahoma City, OK [36420]	86	69	0.5%
Albany-Schenectady-Troy, NY [10580]	82	98	0.5%
Providence-New Bedford-Fall River, RI-MA [39300]	82	71	0.5%
State College, PA [44300]	76	36	0.4%
Lexington-Fayette, KY [30460]	72	82	0.4%
Tucson, AZ [46060]	69	102	0.4%
Lansing-East Lansing, MI [29620]	69	75	0.4%
Athens-Clarke County, GA [12020]	68	72	0.4%
Charleston-North Charleston, SC [16700]	61	68	0.3%
Allentown-Bethlehem-Easton, PA-NJ [10900]	61	49	0.3%
Akron, OH [10420]	60	51	0.3%
San Antonio, TX [41700]	58	93	0.3%
Charlottesville, VA [16820]	58	69	0.3%
Orlando-Kissimmee, FL [36740]	56	60	0.3%
Little Rock-North Little Rock-Conway, AR [30780]	56	49	0.3%
Syracuse, NY [45060]	54	64	0.3%
Memphis, TN-MS-AR [32820]	53	64	0.3%
Laredo, TX [29700]	52	76	0.3%
Kalamazoo-Portage, MI [28020]	52	69	0.3%
Kansas City, MO-KS [28140]	51	64	0.3%
Lincoln, NE [30700]	49	48	0.3%
Milwaukee-Waukesha-West Allis, WI [33340]	49	42	0.3%
Norwich-New London, CT [35980]	48	52	0.3%
Yuba City, CA [49700]	48	33	0.3%
Bremerton-Silverdale, WA [14740]	47	32	0.3%
Knoxville, TN [28940]	46	59	0.3%
Palm Bay-Melbourne-Titusville, FL [37340]	46	41	0.3%
New Orleans-Metairie-Kenner, LA [35380]	44	35	0.2%
Eugene-Springfield, OR [21660]	43	60	0.2%
Springfield, MA [44140]	43	41	0.2%
Harrisburg-Carlisle, PA [25420]	42	46	0.2%
Louisville/Jefferson County, KY-IN [31140]	42	44	0.2%
Columbia, MO [17860]	42	41	0.2%
Baton Rouge, LA [12940]	42	21	0.2%
Birmingham-Hoover, AL [13820]	41	49	0.2%

Richmond, VA [40060]	41	46	0.2%
Janesville, WI [27500]	41	21	0.2%
Albuquerque, NM [10740]	40	69	0.2%
Buffalo-Niagara Falls, NY [15380]	40	55	0.2%
Winston-Salem, NC [49180]	40	44	0.2%
Blacksburg-Christiansburg-Radford, VA [13980]	40	33	0.2%
Manchester-Nashua, NH [31700]	40	26	0.2%
Elkhart-Goshen, IN [21140]	36	43	0.2%
Santa Rosa-Petaluma, CA [42220]	36	27	0.2%
College Station-Bryan, TX [17780]	35	50	0.2%
Augusta-Richmond County, GA-SC [12260]	35	15	0.2%
South Bend-Mishawaka, IN-MI [43780]	34	47	0.2%
Stockton, CA [44700]	31	17	0.2%
Virginia Beach-Norfolk-Newport News, VA-NC [47260]	29	37	0.2%
Reno-Sparks, NV [39900]	29	24	0.2%
Topeka, KS [45820]	28	30	0.2%
Toledo, OH [45780]	27	30	0.2%
Grand Rapids-Wyoming, MI [24340]	27	26	0.2%
Huntsville, AL [26620]	26	39	0.1%
Tallahassee, FL [45220]	26	30	0.1%
York-Hanover, PA [49620]	26	23	0.1%
Columbia, SC [17900]	25	28	0.1%
Reading, PA [39740]	25	18	0.1%
Greenville-Mauldin-Easley, SC [24860]	24	20	0.1%
Peoria, IL [37900]	23	30	0.1%
Hagerstown-Martinsburg, MD-WV [25180]	23	17	0.1%
Colorado Springs, CO [17820]	23	6	0.1%
Lancaster, PA [29540]	22	13	0.1%
Burlington-South Burlington, VT [15540]	21	22	0.1%
Appleton, WI [11540]	21	10	0.1%
Greensboro-High Point, NC [24660]	20	29	0.1%
Fayetteville-Springdale-Rogers, AR-MO [22220]	20	29	0.1%
Jacksonville, FL [27260]	20	20	0.1%
Provo-Orem, UT [39340]	20	16	0.1%
Port St. Lucie, FL [38940]	20	13	0.1%
Jackson, MI [27100]	19	13	0.1%
Dayton, OH [19380]	18	21	0.1%
Sioux Falls, SD [43620]	18	14	0.1%
Tulsa, OK [46140]	18	6	0.1%
Rockford, IL [40420]	17	15	0.1%
Racine, WI [39540]	17	8	0.1%
Ogden-Clearfield, UT [36260]	16	13	0.1%
Burlington, NC [15500]	16	13	0.1%
San Luis Obispo-Paso Robles, CA [42020]	15	15	0.1%
Charlotte-Gastonia-Concord, NC-SC [16740]	14	18	0.1%
Las Vegas-Paradise, NV [29820]	14	15	0.1%
Boise City-Nampa, ID [14260]	13	15	0.1%
Kennewick-Richland-Pasco, WA [28420]	12	17	0.1%
Las Cruces, NM [29740]	12	17	0.1%
Oshkosh-Neenah, WI [36780]	12	4	0.1%
Cape Coral-Fort Myers, FL [15980]	11	14	0.1%
Salinas, CA [41500]	11	9	0.1%
Fayetteville, NC [22180]	11	1	0.1%
Spokane, WA [44060]	10	11	0.1%
Salem, OR [41420]	10	10	0.1%
Naples-Marco Island, FL [34940]	10	10	0.1%
Cedar Rapids, IA [16300]	10	9	0.1%
Mobile, AL [33660]	10	9	0.1%
Evansville, IN-KY [21780]	10	8	0.1%
Kingsport-Bristol-Bristol, TN-VA [28700]	8	7	0%
Binghamton, NY [13780]	8	7	0%
Johnson City, TN [27740]	8	7	0%
Roanoke, VA [40220]	7	7	0%
Lakeland, FL [29460]	7	6	0%
Visalia-Porterville, CA [47300]	7	6	0%



Gulfport-Biloxi, MS [25060]	7	4	0%
Bend, OR [13460]	7	3	0%
Eau Claire, WI [20740]	7	2	0%
Panama City-Lynn Haven, FL [37460]	6	9	0%
Lubbock, TX [31180]	6	9	0%
Springfield, IL [44100]	6	6	0%
Erie, PA [21500]	6	6	0%
Spartanburg, SC [43900]	6	6	0%
Olympia, WA [36500]	6	5	0%
Montgomery, AL [33860]	6	5	0%
Ocala, FL [36100]	6	4	0%
Vineland-Millville-Bridgeton, NJ [47220]	6	2	0%
Greenville, NC [24780]	5	5	0%
El Paso, TX [21340]	5	5	0%
Bloomington, IN [14020]	5	5	0%
Youngstown-Warren-Boardman, OH-PA [49660]	5	5	0%
Asheville, NC [11700]	5	5	0%
Fresno, CA [23420]	5	4	0%
Terre Haute, IN [45460]	5	4	0%
Utica-Rome, NY [46540]	5	4	0%
Prescott, AZ [39140]	5	4	0%
Kingston, NY [28740]	5	4	0%
Flint, MI [22420]	5	4	0%
Lafayette, LA [29180]	5	2	0%
Green Bay, WI [24580]	4	4	0%
Pensacola-Ferry Pass-Brent, FL [37860]	4	4	0%
Amarillo, TX [11100]	4	4	0%
Springfield, MO [44180]	4	3	0%
Medford, OR [32780]	4	3	0%
Barnstable Town, MA [12700]	4	3	0%
Brownsville-Harlingen, TX [15180]	4	1	0%
Huntington-Ashland, WV-KY-OH [26580]	3	11	0%
Chico, CA [17020]	3	4	0%
Killeen-Temple-Fort Hood, TX [28660]	3	4	0%
Shreveport-Bossier City, LA [43340]	3	4	0%
Bellingham, WA [13380]	3	3	0%
Saginaw-Saginaw Township North, MI [40980]	3	3	0%
Deltona-Daytona Beach-Ormond Beach, FL [19660]	3	3	0%
Chattanooga, TN-GA [16860]	3	3	0%
Beaumont-Port Arthur, TX [13140]	3	2	0%
Bakersfield, CA [12540]	3	2	0%
Gainesville, GA [23580]	3	2	0%
Atlantic City, NJ [12100]	3	2	0%
Punta Gorda, FL [39460]	3	1	0%
Jackson, MS [27140]	2	4	0%
Davenport-Moline-Rock Island, IA-IL [19340]	2	4	0%
Macon, GA [31420]	2	3	0%
Fargo, ND-MN [22020]	2	3	0%
Florence, SC [22500]	2	3	0%
Tuscaloosa, AL [46220]	2	2	0%
Anchorage, AK [11260]	2	2	0%
Charleston, WV [16620]	2	2	0%
Columbus, GA-AL [17980]	2	2	0%
Bowling Green, KY [14540]	2	2	0%
Dover, DE [20100]	2	2	0%
Savannah, GA [42340]	2	2	0%
Midland, TX [33260]	2	2	0%

> CHEMISTRY: ANALYTICAL AND IMMUNOLOGICAL TESTING [436] - {2945} : (185)

Metro Region	Patents	Inventors	% Of Class
San Francisco-Oakland-Fremont, CA [41860]	459	609	15.6%

San Jose-Sunnyvale-Santa Clara, CA [41940]	369	437	12.5%
Boston-Cambridge-Quincy, MA-NH [14460]	356	511	12.1%
New York-Northern New Jersey-Long Island, NY-NJ-PA [35620]	247	294	8.4%
San Diego-Carlsbad-San Marcos, CA [41740]	221	285	7.5%
Philadelphia-Camden-Wilmington, PA-NJ-DE-MD [37980]	145	199	4.9%
Washington-Arlington-Alexandria, DC-VA-MD-WV [47900]	139	202	4.7%
Chicago-Naperville-Joliet, IL-IN-WI [16980]	113	180	3.8%
Seattle-Tacoma-Bellevue, WA [42660]	80	121	2.7%
Durham, NC [20500]	78	98	2.6%
Houston-Sugar Land-Baytown, TX [26420]	74	108	2.5%
Worcester, MA [49340]	71	61	2.4%
Baltimore-Towson, MD [12580]	68	103	2.3%
Raleigh-Cary, NC [39580]	63	71	2.1%
Denver-Aurora, CO [19740]	59	61	2%
Miami-Fort Lauderdale-Pompano Beach, FL [33100]	53	78	1.8%
Boulder, CO [14500]	53	60	1.8%
Minneapolis-St. Paul-Bloomington, MN-WI [33460]	52	60	1.8%
Indianapolis-Carmel, IN [26900]	51	60	1.7%
Modesto, CA [33700]	51	54	1.7%
Atlanta-Sandy Springs-Marietta, GA [12060]	50	75	1.7%
Phoenix-Mesa-Scottsdale, AZ [38060]	48	103	1.6%
New Haven-Milford, CT [35300]	42	40	1.4%
Austin-Round Rock, TX [12420]	39	57	1.3%
Bridgeport-Stamford-Norwalk, CT [14860]	38	43	1.3%
Albuquerque, NM [10740]	36	61	1.2%
South Bend-Mishawaka, IN-MI [43780]	36	38	1.2%
Detroit-Warren-Livonia, MI [19820]	36	35	1.2%
Ann Arbor, MI [11460]	35	38	1.2%
Elkhart-Goshen, IN [21140]	34	38	1.2%
Santa Cruz-Watsonville, CA [42100]	33	37	1.1%
Greeley, CO [24540]	32	36	1.1%
Fort Collins-Loveland, CO [22660]	32	34	1.1%
Rochester, NY [40380]	31	67	1.1%
Champaign-Urbana, IL [16580]	30	36	1%
Dallas-Fort Worth-Arlington, TX [19100]	30	32	1%
Madison, WI [31540]	29	51	1%
Cincinnati-Middletown, OH-KY-IN [17140]	29	26	1%
Hartford-West Hartford-East Hartford, CT [25540]	28	21	1%
Portland-Vancouver-Beaverton, OR-WA [38900]	27	36	0.9%
Salt Lake City, UT [41620]	26	27	0.9%
Tucson, AZ [46060]	25	66	0.8%
Oxnard-Thousand Oaks-Ventura, CA [37100]	25	27	0.8%
Manchester-Nashua, NH [31700]	25	17	0.8%
Albany-Schenectady-Troy, NY [10580]	24	33	0.8%
Vallejo-Fairfield, CA [46700]	24	26	0.8%
Columbus, OH [18140]	22	36	0.7%
Riverside-San Bernardino-Ontario, CA [40140]	22	20	0.7%
Trenton-Ewing, NJ [45940]	21	21	0.7%
Allentown-Bethlehem-Easton, PA-NJ [10900]	20	29	0.7%
Portland-South Portland-Biddeford, ME [38860]	20	26	0.7%
Cleveland-Elyria-Mentor, OH [17460]	20	22	0.7%
Sacramento--Arden-Arcade--Roseville, CA [40900]	19	25	0.6%
Pittsburgh, PA [38300]	18	40	0.6%
St. Louis, MO-IL [41180]	18	23	0.6%
Nashville-Davidson--Murfreesboro--Franklin, TN [34980]	17	30	0.6%
Providence-New Bedford-Fall River, RI-MA [39300]	17	20	0.6%
Tulsa, OK [46140]	17	15	0.6%
Knoxville, TN [28940]	16	37	0.5%
Akron, OH [10420]	16	17	0.5%
Eugene-Springfield, OR [21660]	15	17	0.5%
Omaha-Council Bluffs, NE-IA [36540]	14	13	0.5%
Tallahassee, FL [45220]	14	13	0.5%
Gainesville, FL [23540]	13	24	0.4%
Charlottesville, VA [16820]	13	23	0.4%
Rochester, MN [40340]	13	14	0.4%

Duluth, MN-WI [20260]	13	11	0.4%
Tampa-St. Petersburg-Clearwater, FL [45300]	12	24	0.4%
San Antonio, TX [41700]	12	17	0.4%
Oklahoma City, OK [36420]	12	13	0.4%
Springfield, MA [44140]	11	12	0.4%
Orlando-Kissimmee, FL [36740]	10	17	0.3%
Palm Bay-Melbourne-Titusville, FL [37340]	10	14	0.3%
Greenville-Mauldin-Easley, SC [24860]	10	10	0.3%
Stockton, CA [44700]	10	6	0.3%
Charlotte-Gastonia-Concord, NC-SC [16740]	9	14	0.3%
Columbia, SC [17900]	9	14	0.3%
Birmingham-Hoover, AL [13820]	9	13	0.3%
Norwich-New London, CT [35980]	9	9	0.3%
Fayetteville-Springdale-Rogers, AR-MO [22220]	9	9	0.3%
Las Vegas-Paradise, NV [29820]	9	6	0.3%
College Station-Bryan, TX [17780]	8	16	0.3%
Laredo, TX [29700]	8	13	0.3%
Lansing-East Lansing, MI [29620]	8	11	0.3%
Burlington-South Burlington, VT [15540]	7	13	0.2%
Richmond, VA [40060]	7	9	0.2%
Racine, WI [39540]	7	9	0.2%
Columbia, MO [17860]	7	8	0.2%
Milwaukee-Waukesha-West Allis, WI [33340]	7	8	0.2%
Reno-Sparks, NV [39900]	7	8	0.2%
Kansas City, MO-KS [28140]	6	10	0.2%
Lincoln, NE [30700]	6	8	0.2%
Louisville/Jefferson County, KY-IN [31140]	6	8	0.2%
Boise City-Nampa, ID [14260]	6	7	0.2%
Ogden-Clearfield, UT [36260]	6	6	0.2%
Bremerton-Silverdale, WA [14740]	6	6	0.2%
Kennewick-Richland-Pasco, WA [28420]	5	15	0.2%
Blacksburg-Christiansburg-Radford, VA [13980]	5	8	0.2%
Winston-Salem, NC [49180]	5	6	0.2%
Topeka, KS [45820]	5	6	0.2%
Baton Rouge, LA [12940]	5	6	0.2%
York-Hanover, PA [49620]	5	5	0.2%
Binghamton, NY [13780]	5	3	0.2%
Salinas, CA [41500]	5	3	0.2%
Oshkosh-Neenah, WI [36780]	4	8	0.1%
Appleton, WI [11540]	4	8	0.1%
Spartanburg, SC [43900]	4	7	0.1%
Little Rock-North Little Rock-Conway, AR [30780]	4	6	0.1%
Athens-Clarke County, GA [12020]	4	6	0.1%
Dayton, OH [19380]	4	6	0.1%
Virginia Beach-Norfolk-Newport News, VA-NC [47260]	4	5	0.1%
Reading, PA [39740]	4	4	0.1%
Canton-Massillon, OH [15940]	4	3	0.1%
Port St. Lucie, FL [38940]	4	3	0.1%
Iowa City, IA [26980]	4	3	0.1%
Gulfport-Biloxi, MS [25060]	4	2	0.1%
Bloomington, IN [14020]	3	7	0.1%
Greensboro-High Point, NC [24660]	3	7	0.1%
Barnstable Town, MA [12700]	3	6	0.1%
Lexington-Fayette, KY [30460]	3	6	0.1%
Spokane, WA [44060]	3	4	0.1%
Evansville, IN-KY [21780]	3	4	0.1%
Syracuse, NY [45060]	3	4	0.1%
Toledo, OH [45780]	3	3	0.1%
Charleston, WV [16620]	3	3	0.1%
Colorado Springs, CO [17820]	3	2	0.1%
Beaumont-Port Arthur, TX [13140]	3	2	0.1%
Visalia-Porterville, CA [47300]	3	2	0.1%
Monroe, LA [33740]	3	2	0.1%
Provo-Orem, UT [39340]	3	2	0.1%
Kingston, NY [28740]	3	1	0.1%

Bakersfield, CA [12540]	3	1	0.1%
Des Moines-West Des Moines, IA [19780]	2	9	0.1%
Rockford, IL [40420]	2	5	0.1%
Las Cruces, NM [29740]	2	5	0.1%
Lubbock, TX [31180]	2	4	0.1%
Huntsville, AL [26620]	2	4	0.1%
Memphis, TN-MS-AR [32820]	2	3	0.1%
Salem, OR [41420]	2	3	0.1%
Burlington, NC [15500]	2	3	0.1%
New Orleans-Metairie-Kenner, LA [35380]	2	2	0.1%
Terre Haute, IN [45460]	2	2	0.1%
Saginaw-Saginaw Township North, MI [40980]	2	2	0.1%
Roanoke, VA [40220]	2	2	0.1%
Santa Rosa-Petaluma, CA [42220]	2	2	0.1%
Dover, DE [20100]	2	2	0.1%
Scranton--Wilkes-Barre, PA [42540]	2	2	0.1%
Augusta-Richmond County, GA-SC [12260]	2	2	0.1%
Springfield, IL [44100]	2	1	0.1%
Pensacola-Ferry Pass-Brent, FL [37860]	2	1	0.1%
El Centro, CA [20940]	2	1	0.1%
Green Bay, WI [24580]	2	1	0.1%
Fort Wayne, IN [23060]	2	1	0.1%

> SEMICONDUCTOR DEVICE MANUFACTURING: PROCESS [438] - {19582} : (175)

Metro Region	Patents	Inventors	% Of Class
San Jose-Sunnyvale-Santa Clara, CA [41940]	5533	4121	28.3%
San Francisco-Oakland-Fremont, CA [41860]	3223	1960	16.5%
New York-Northern New Jersey-Long Island, NY-NJ-PA [35620]	2879	1468	14.7%
Boise City-Nampa, ID [14260]	2467	951	12.6%
Portland-Vancouver-Beaverton, OR-WA [38900]	1155	849	5.9%
Burlington-South Burlington, VT [15540]	1113	526	5.7%
Dallas-Fort Worth-Arlington, TX [19100]	1106	961	5.6%
Austin-Round Rock, TX [12420]	1081	782	5.5%
Phoenix-Mesa-Scottsdale, AZ [38060]	1075	1047	5.5%
Albany-Schenectady-Troy, NY [10580]	886	446	4.5%
Boston-Cambridge-Quincy, MA-NH [14460]	705	717	3.6%
Bridgeport-Stamford-Norwalk, CT [14860]	613	154	3.1%
Santa Cruz-Watsonville, CA [42100]	541	228	2.8%
Durham, NC [20500]	255	267	1.3%
Raleigh-Cary, NC [39580]	244	236	1.2%
San Diego-Carlsbad-San Marcos, CA [41740]	224	239	1.1%
Washington-Arlington-Alexandria, DC-VA-MD-WV [47900]	223	224	1.1%
Kingston, NY [28740]	214	87	1.1%
Philadelphia-Camden-Wilmington, PA-NJ-DE-MD [37980]	139	158	0.7%
Chicago-Naperville-Joliet, IL-IN-WI [16980]	137	168	0.7%
Rochester, NY [40380]	137	127	0.7%
Oxnard-Thousand Oaks-Ventura, CA [37100]	135	119	0.7%
Modesto, CA [33700]	123	77	0.6%
Allentown-Bethlehem-Easton, PA-NJ [10900]	115	131	0.6%
Albuquerque, NM [10740]	111	132	0.6%
Minneapolis-St. Paul-Bloomington, MN-WI [33460]	107	109	0.5%
Palm Bay-Melbourne-Titusville, FL [37340]	105	124	0.5%
Boulder, CO [14500]	104	101	0.5%
Orlando-Kissimmee, FL [36740]	93	107	0.5%
Baltimore-Towson, MD [12580]	87	108	0.4%
Denver-Aurora, CO [19740]	86	94	0.4%
Portland-South Portland-Biddeford, ME [38860]	84	60	0.4%
Colorado Springs, CO [17820]	79	69	0.4%
Asheville, NC [11700]	73	3	0.4%
Salt Lake City, UT [41620]	72	65	0.4%

Seattle-Tacoma-Bellevue, WA [42660]	71	73	0.4%
Manchester-Nashua, NH [31700]	69	40	0.4%
Ann Arbor, MI [11460]	67	59	0.3%
Binghamton, NY [13780]	64	88	0.3%
Detroit-Warren-Livonia, MI [19820]	63	62	0.3%
Greeley, CO [24540]	62	63	0.3%
Trenton-Ewing, NJ [45940]	57	50	0.3%
Atlanta-Sandy Springs-Marietta, GA [12060]	56	83	0.3%
Fort Collins-Loveland, CO [22660]	56	54	0.3%
Sacramento--Arden-Arcade--Roseville, CA [40900]	54	51	0.3%
Worcester, MA [49340]	51	46	0.3%
Providence-New Bedford-Fall River, RI-MA [39300]	51	32	0.3%
New Haven-Milford, CT [35300]	47	34	0.2%
Tucson, AZ [46060]	46	50	0.2%
Reading, PA [39740]	46	40	0.2%
San Antonio, TX [41700]	45	19	0.2%
Rochester, MN [40340]	44	58	0.2%
Richmond, VA [40060]	44	38	0.2%
Pittsburgh, PA [38300]	43	49	0.2%
Riverside-San Bernardino-Ontario, CA [40140]	42	38	0.2%
Houston-Sugar Land-Baytown, TX [26420]	41	61	0.2%
Champaign-Urbana, IL [16580]	38	58	0.2%
Stockton, CA [44700]	38	20	0.2%
Madison, WI [31540]	34	36	0.2%
Tampa-St. Petersburg-Clearwater, FL [45300]	34	34	0.2%
Hartford-West Hartford-East Hartford, CT [25540]	34	22	0.2%
Salinas, CA [41500]	33	10	0.2%
Vallejo-Fairfield, CA [46700]	32	23	0.2%
Toledo, OH [45780]	28	45	0.1%
Salem, OR [41420]	28	22	0.1%
Cleveland-Elyria-Mentor, OH [17460]	25	32	0.1%
Laredo, TX [29700]	25	9	0.1%
Greensboro-High Point, NC [24660]	24	28	0.1%
Santa Rosa-Petaluma, CA [42220]	22	26	0.1%
Columbia, SC [17900]	22	14	0.1%
San Luis Obispo-Paso Robles, CA [42020]	20	12	0.1%
Provo-Orem, UT [39340]	20	11	0.1%
Eugene-Springfield, OR [21660]	19	11	0.1%
Lakeland, FL [29460]	18	7	0.1%
Indianapolis-Carmel, IN [26900]	17	19	0.1%
Gainesville, FL [23540]	17	19	0.1%
Charlotte-Gastonia-Concord, NC-SC [16740]	16	20	0.1%
Scranton--Wilkes-Barre, PA [42540]	15	15	0.1%
Knoxville, TN [28940]	13	29	0.1%
Lexington-Fayette, KY [30460]	13	24	0.1%
St. Louis, MO-IL [41180]	13	16	0.1%
Burlington, NC [15500]	13	7	0.1%
Bend, OR [13460]	12	9	0.1%
Dayton, OH [19380]	11	16	0.1%
Cincinnati-Middletown, OH-KY-IN [17140]	11	16	0.1%
Springfield, MA [44140]	11	13	0.1%
Akron, OH [10420]	11	11	0.1%
Miami-Fort Lauderdale-Pompano Beach, FL [33100]	10	17	0.1%
Lancaster, PA [29540]	10	6	0.1%
State College, PA [44300]	9	26	0%
Greenville-Mauldin-Easley, SC [24860]	9	20	0%
Winston-Salem, NC [49180]	9	8	0%
Yuba City, CA [49700]	9	7	0%
Virginia Beach-Norfolk-Newport News, VA-NC [47260]	8	9	0%
Nashville-Davidson--Murfreesboro--Franklin, TN [34980]	7	12	0%
Fayetteville-Springdale-Rogers, AR-MO [22220]	7	11	0%
Buffalo-Niagara Falls, NY [15380]	7	11	0%
Huntsville, AL [26620]	7	10	0%
York-Hanover, PA [49620]	7	10	0%
Blacksburg-Christiansburg-Radford, VA [13980]	7	9	0%

Iowa City, IA [26980]	7	7	0%
Columbia, MO [17860]	6	19	0%
Spartanburg, SC [43900]	6	9	0%
Saginaw-Saginaw Township North, MI [40980]	6	7	0%
Cedar Rapids, IA [16300]	6	7	0%
Columbus, OH [18140]	6	6	0%
Las Vegas-Paradise, NV [29820]	6	4	0%
Ogden-Clearfield, UT [36260]	5	6	0%
Kennewick-Richland-Pasco, WA [28420]	4	15	0%
Spokane, WA [44060]	4	9	0%
Eau Claire, WI [20740]	4	7	0%
South Bend-Mishawaka, IN-MI [43780]	4	6	0%
Kansas City, MO-KS [28140]	4	5	0%
Reno-Sparks, NV [39900]	4	4	0%
Tyler, TX [46340]	4	3	0%
Syracuse, NY [45060]	4	3	0%
Charlottesville, VA [16820]	4	2	0%
Oshkosh-Neenah, WI [36780]	4	2	0%
Merced, CA [32900]	4	2	0%
Appleton, WI [11540]	4	2	0%
Columbus, GA-AL [17980]	4	1	0%
Bakersfield, CA [12540]	3	8	0%
Myrtle Beach-Conway-North Myrtle Beach, SC [34820]	3	7	0%
New Orleans-Metairie-Kenner, LA [35380]	3	5	0%
Milwaukee-Waukesha-West Allis, WI [33340]	3	4	0%
Little Rock-North Little Rock-Conway, AR [30780]	3	3	0%
Kingsport-Bristol-Bristol, TN-VA [28700]	3	3	0%
College Station-Bryan, TX [17780]	3	2	0%
Bloomington, IN [14020]	3	2	0%
Jackson, MI [27100]	3	1	0%
Lansing-East Lansing, MI [29620]	2	7	0%
Topeka, KS [45820]	2	5	0%
Racine, WI [39540]	2	4	0%
Harrisburg-Carlisle, PA [25420]	2	3	0%
Roanoke, VA [40220]	2	3	0%
Johnson City, TN [27740]	2	3	0%
St. Cloud, MN [41060]	2	2	0%
Cape Coral-Fort Myers, FL [15980]	2	2	0%
Fargo, ND-MN [22020]	2	2	0%
Omaha-Council Bluffs, NE-IA [36540]	2	2	0%
Elkhart-Goshen, IN [21140]	2	2	0%
Rockford, IL [40420]	2	2	0%
Lubbock, TX [31180]	2	2	0%
Flint, MI [22420]	2	1	0%
Atlantic City, NJ [12100]	2	1	0%
Charleston-North Charleston, SC [16700]	2	1	0%

> ELECTRICAL CONNECTORS [439] - {6778} : (206)

Metro Region	Patents	Inventors	% Of Class
Harrisburg-Carlisle, PA [25420]	970	517	14.3%
York-Hanover, PA [49620]	650	248	9.6%
Chicago-Naperville-Joliet, IL-IN-WI [16980]	647	491	9.5%
San Jose-Sunnyvale-Santa Clara, CA [41940]	597	543	8.8%
San Francisco-Oakland-Fremont, CA [41860]	485	401	7.2%
Detroit-Warren-Livonia, MI [19820]	316	309	4.7%
New York-Northern New Jersey-Long Island, NY-NJ-PA [35620]	312	294	4.6%
Phoenix-Mesa-Scottsdale, AZ [38060]	261	213	3.9%
Boston-Cambridge-Quincy, MA-NH [14460]	246	213	3.6%
Syracuse, NY [45060]	246	52	3.6%
Lancaster, PA [29540]	230	82	3.4%
Durham, NC [20500]	178	208	2.6%

Minneapolis-St. Paul-Bloomington, MN-WI [33460]	176	119	2.6%
Raleigh-Cary, NC [39580]	172	209	2.5%
Seattle-Tacoma-Bellevue, WA [42660]	162	178	2.4%
Dallas-Fort Worth-Arlington, TX [19100]	148	155	2.2%
Austin-Round Rock, TX [12420]	138	172	2%
Manchester-Nashua, NH [31700]	109	68	1.6%
New Haven-Milford, CT [35300]	108	65	1.6%
Houston-Sugar Land-Baytown, TX [26420]	106	133	1.6%
Portland-Vancouver-Beaverton, OR-WA [38900]	105	132	1.5%
Atlanta-Sandy Springs-Marietta, GA [12060]	104	113	1.5%
Providence-New Bedford-Fall River, RI-MA [39300]	99	68	1.5%
Miami-Fort Lauderdale-Pompano Beach, FL [33100]	97	67	1.4%
Santa Cruz-Watsonville, CA [42100]	85	46	1.3%
Youngstown-Warren-Boardman, OH-PA [49660]	82	83	1.2%
Ann Arbor, MI [11460]	82	64	1.2%
Winston-Salem, NC [49180]	81	52	1.2%
Riverside-San Bernardino-Ontario, CA [40140]	81	51	1.2%
San Diego-Carlsbad-San Marcos, CA [41740]	78	74	1.2%
Greensboro-High Point, NC [24660]	73	46	1.1%
Milwaukee-Waukesha-West Allis, WI [33340]	72	76	1.1%
Boulder, CO [14500]	69	54	1%
Indianapolis-Carmel, IN [26900]	69	53	1%
Bridgeport-Stamford-Norwalk, CT [14860]	68	40	1%
Denver-Aurora, CO [19740]	68	36	1%
Hartford-West Hartford-East Hartford, CT [25540]	67	54	1%
Philadelphia-Camden-Wilmington, PA-NJ-DE-MD [37980]	64	75	0.9%
Greeley, CO [24540]	63	57	0.9%
Cleveland-Elyria-Mentor, OH [17460]	62	63	0.9%
Worcester, MA [49340]	61	62	0.9%
Rochester, MN [40340]	60	99	0.9%
Oxnard-Thousand Oaks-Ventura, CA [37100]	57	51	0.8%
Binghamton, NY [13780]	50	31	0.7%
Akron, OH [10420]	49	45	0.7%
Memphis, TN-MS-AR [32820]	47	34	0.7%
Grand Rapids-Wyoming, MI [24340]	47	30	0.7%
Norwich-New London, CT [35980]	44	22	0.6%
Fort Collins-Loveland, CO [22660]	41	46	0.6%
Flint, MI [22420]	40	28	0.6%
Allentown-Bethlehem-Easton, PA-NJ [10900]	39	29	0.6%
Little Rock-North Little Rock-Conway, AR [30780]	39	27	0.6%
Deltona-Daytona Beach-Ormond Beach, FL [19660]	39	19	0.6%
Kansas City, MO-KS [28140]	38	45	0.6%
Sacramento--Arden-Arcade--Roseville, CA [40900]	36	52	0.5%
Rochester, NY [40380]	36	47	0.5%
Tampa-St. Petersburg-Clearwater, FL [45300]	35	35	0.5%
St. Louis, MO-IL [41180]	34	28	0.5%
Santa Rosa-Petaluma, CA [42220]	31	37	0.5%
Kingston, NY [28740]	31	20	0.5%
Modesto, CA [33700]	31	16	0.5%
Provo-Orem, UT [39340]	30	35	0.4%
Fort Wayne, IN [23060]	27	26	0.4%
Boise City-Nampa, ID [14260]	25	31	0.4%
Nashville-Davidson--Murfreesboro--Franklin, TN [34980]	25	29	0.4%
Louisville/Jefferson County, KY-IN [31140]	23	22	0.3%
Utica-Rome, NY [46540]	23	7	0.3%
Pittsburgh, PA [38300]	22	42	0.3%
Baltimore-Towson, MD [12580]	21	31	0.3%
Cincinnati-Middletown, OH-KY-IN [17140]	20	32	0.3%
Washington-Arlington-Alexandria, DC-VA-MD-WV [47900]	20	18	0.3%
Salt Lake City, UT [41620]	19	19	0.3%
Albany-Schenectady-Troy, NY [10580]	17	21	0.3%
Charlotte-Gastonia-Concord, NC-SC [16740]	16	25	0.2%
Columbus, OH [18140]	16	15	0.2%
Las Cruces, NM [29740]	15	20	0.2%
Niles-Benton Harbor, MI [35660]	15	16	0.2%

El Paso, TX [21340]	14	18	0.2%
Tucson, AZ [46060]	13	25	0.2%
Palm Bay-Melbourne-Titusville, FL [37340]	13	19	0.2%
Springfield, MA [44140]	13	14	0.2%
Hickory-Lenoir-Morganton, NC [25860]	13	13	0.2%
Reading, PA [39740]	13	8	0.2%
Spokane, WA [44060]	12	23	0.2%
Rockford, IL [40420]	12	15	0.2%
Asheville, NC [11700]	12	14	0.2%
Reno-Sparks, NV [39900]	12	13	0.2%
Racine, WI [39540]	12	12	0.2%
Oshkosh-Neenah, WI [36780]	12	11	0.2%
Appleton, WI [11540]	12	10	0.2%
Fargo, ND-MN [22020]	11	16	0.2%
Orlando-Kissimmee, FL [36740]	11	15	0.2%
Portland-South Portland-Biddeford, ME [38860]	11	10	0.2%
Kalamazoo-Portage, MI [28020]	11	10	0.2%
Jacksonville, FL [27260]	10	15	0.1%
Huntsville, AL [26620]	10	14	0.1%
Madison, WI [31540]	10	13	0.1%
Colorado Springs, CO [17820]	10	13	0.1%
Buffalo-Niagara Falls, NY [15380]	10	10	0.1%
Olympia, WA [36500]	10	8	0.1%
Salinas, CA [41500]	10	5	0.1%
Scranton--Wilkes-Barre, PA [42540]	10	2	0.1%
Cape Coral-Fort Myers, FL [15980]	9	10	0.1%
San Luis Obispo-Paso Robles, CA [42020]	9	7	0.1%
Pensacola-Ferry Pass-Brent, FL [37860]	9	3	0.1%
Peoria, IL [37900]	8	14	0.1%
Burlington-South Burlington, VT [15540]	8	11	0.1%
Greenville-Mauldin-Easley, SC [24860]	8	10	0.1%
Ogden-Clearfield, UT [36260]	8	9	0.1%
Stockton, CA [44700]	8	7	0.1%
San Antonio, TX [41700]	8	6	0.1%
Burlington, NC [15500]	8	5	0.1%
Dayton, OH [19380]	7	11	0.1%
Vallejo-Fairfield, CA [46700]	7	9	0.1%
Richmond, VA [40060]	7	9	0.1%
Port St. Lucie, FL [38940]	7	8	0.1%
Oklahoma City, OK [36420]	7	8	0.1%
Naples-Marco Island, FL [34940]	7	7	0.1%
Birmingham-Hoover, AL [13820]	7	7	0.1%
South Bend-Mishawaka, IN-MI [43780]	7	7	0.1%
Wichita, KS [48620]	7	6	0.1%
Knoxville, TN [28940]	7	6	0.1%
Omaha-Council Bluffs, NE-IA [36540]	7	6	0.1%
Roanoke, VA [40220]	7	5	0.1%
Bend, OR [13460]	7	4	0.1%
Las Vegas-Paradise, NV [29820]	7	4	0.1%
Bloomington, IN [14020]	7	4	0.1%
Baton Rouge, LA [12940]	7	1	0.1%
Tulsa, OK [46140]	6	11	0.1%
Cedar Rapids, IA [16300]	6	10	0.1%
Toledo, OH [45780]	6	10	0.1%
Saginaw-Saginaw Township North, MI [40980]	6	8	0.1%
Yuba City, CA [49700]	6	7	0.1%
Springfield, MO [44180]	6	6	0.1%
Elkhart-Goshen, IN [21140]	6	5	0.1%
Charlottesville, VA [16820]	6	4	0.1%
Trenton-Ewing, NJ [45940]	5	9	0.1%
Canton-Massillon, OH [15940]	5	8	0.1%
New Orleans-Metairie-Kenner, LA [35380]	5	7	0.1%
Blacksburg-Christiansburg-Radford, VA [13980]	5	6	0.1%
Iowa City, IA [26980]	5	6	0.1%
Salem, OR [41420]	5	5	0.1%



Mobile, AL [33660]	5	5	0.1%
Gainesville, GA [23580]	5	5	0.1%
Lakeland, FL [29460]	5	4	0.1%
Kingsport-Bristol-Bristol, TN-VA [28700]	5	4	0.1%
Laredo, TX [29700]	5	3	0.1%
Johnson City, TN [27740]	5	3	0.1%
Virginia Beach-Norfolk-Newport News, VA-NC [47260]	4	5	0.1%
Augusta-Richmond County, GA-SC [12260]	4	5	0.1%
Erie, PA [21500]	4	4	0.1%
Muskegon-Norton Shores, MI [34740]	4	3	0.1%
Columbia, SC [17900]	4	3	0.1%
Bellingham, WA [13380]	4	3	0.1%
Des Moines-West Des Moines, IA [19780]	4	3	0.1%
Greenville, NC [24780]	4	3	0.1%
Bakersfield, CA [12540]	4	2	0.1%
Spartanburg, SC [43900]	4	2	0.1%
Myrtle Beach-Conway-North Myrtle Beach, SC [34820]	4	2	0.1%
St. Cloud, MN [41060]	4	2	0.1%
Fresno, CA [23420]	4	2	0.1%
Shreveport-Bossier City, LA [43340]	4	1	0.1%
Lexington-Fayette, KY [30460]	3	12	0%
Springfield, IL [44100]	3	3	0%
Janesville, WI [27500]	3	2	0%
Killeen-Temple-Fort Hood, TX [28660]	3	2	0%
College Station-Bryan, TX [17780]	3	2	0%
Fayetteville, NC [22180]	3	2	0%
Kennewick-Richland-Pasco, WA [28420]	2	6	0%
Champaign-Urbana, IL [16580]	2	5	0%
Fayetteville-Springdale-Rogers, AR-MO [22220]	2	3	0%
Albuquerque, NM [10740]	2	3	0%
Davenport-Moline-Rock Island, IA-IL [19340]	2	2	0%
Fort Smith, AR-OK [22900]	2	2	0%
Sioux City, IA-NE-SD [43580]	2	2	0%
Bremerton-Silverdale, WA [14740]	2	2	0%
Jackson, MS [27140]	2	2	0%
Eau Claire, WI [20740]	2	1	0%

> MARINE PROPULSION [440] - {509} : (122)

Metro Region	Patents	Inventors	% Of Class
Oshkosh-Neenah, WI [36780]	58	41	11.4%
Milwaukee-Waukesha-West Allis, WI [33340]	46	19	9%
Chicago-Naperville-Joliet, IL-IN-WI [16980]	33	39	6.5%
Miami-Fort Lauderdale-Pompano Beach, FL [33100]	25	19	4.9%
Boston-Cambridge-Quincy, MA-NH [14460]	24	17	4.7%
Tampa-St. Petersburg-Clearwater, FL [45300]	17	12	3.3%
Washington-Arlington-Alexandria, DC-VA-MD-WV [47900]	16	15	3.1%
San Francisco-Oakland-Fremont, CA [41860]	15	8	2.9%
Seattle-Tacoma-Bellevue, WA [42660]	14	16	2.8%
Tulsa, OK [46140]	14	9	2.8%
Orlando-Kissimmee, FL [36740]	13	12	2.6%
San Jose-Sunnyvale-Santa Clara, CA [41940]	13	11	2.6%
New York-Northern New Jersey-Long Island, NY-NJ-PA [35620]	11	12	2.2%
Austin-Round Rock, TX [12420]	11	6	2.2%
Houston-Sugar Land-Baytown, TX [26420]	10	14	2%
Palm Bay-Melbourne-Titusville, FL [37340]	10	9	2%
San Diego-Carlsbad-San Marcos, CA [41740]	9	9	1.8%
Appleton, WI [11540]	9	7	1.8%
San Antonio, TX [41700]	9	6	1.8%
Laredo, TX [29700]	9	6	1.8%
Phoenix-Mesa-Scottsdale, AZ [38060]	8	16	1.6%
Virginia Beach-Norfolk-Newport News, VA-NC [47260]	8	12	1.6%

Anchorage, AK [11260]	8	4	1.6%
Deltona-Daytona Beach-Ormond Beach, FL [19660]	8	3	1.6%
Providence-New Bedford-Fall River, RI-MA [39300]	7	10	1.4%
Salt Lake City, UT [41620]	7	6	1.4%
Detroit-Warren-Livonia, MI [19820]	7	5	1.4%
Albany-Schenectady-Troy, NY [10580]	6	9	1.2%
Racine, WI [39540]	6	8	1.2%
Kansas City, MO-KS [28140]	6	7	1.2%
Minneapolis-St. Paul-Bloomington, MN-WI [33460]	6	5	1.2%
Dallas-Fort Worth-Arlington, TX [19100]	5	8	1%
Atlanta-Sandy Springs-Marietta, GA [12060]	5	5	1%
New Orleans-Metairie-Kenner, LA [35380]	5	4	1%
Pittsburgh, PA [38300]	5	4	1%
Raleigh-Cary, NC [39580]	4	7	0.8%
Cincinnati-Middletown, OH-KY-IN [17140]	4	6	0.8%
Port St. Lucie, FL [38940]	4	4	0.8%
Oxnard-Thousand Oaks-Ventura, CA [37100]	4	4	0.8%
Lakeland, FL [29460]	4	4	0.8%
Tallahassee, FL [45220]	4	4	0.8%
Portland-South Portland-Biddeford, ME [38860]	4	3	0.8%
Norwich-New London, CT [35980]	4	3	0.8%
Madison, WI [31540]	4	3	0.8%
Hartford-West Hartford-East Hartford, CT [25540]	4	2	0.8%
Lake Havasu City-Kingman, AZ [29420]	4	2	0.8%
Ann Arbor, MI [11460]	4	1	0.8%
Baltimore-Towson, MD [12580]	3	6	0.6%
Sacramento--Arden-Arcade--Roseville, CA [40900]	3	5	0.6%
St. Cloud, MN [41060]	3	4	0.6%
Indianapolis-Carmel, IN [26900]	3	4	0.6%
Richmond, VA [40060]	3	3	0.6%
Bremerton-Silverdale, WA [14740]	3	3	0.6%
Memphis, TN-MS-AR [32820]	3	3	0.6%
Riverside-San Bernardino-Ontario, CA [40140]	3	3	0.6%
Philadelphia-Camden-Wilmington, PA-NJ-DE-MD [37980]	3	3	0.6%
Cape Coral-Fort Myers, FL [15980]	3	3	0.6%
Fayetteville, NC [22180]	3	2	0.6%
Fresno, CA [23420]	3	1	0.6%
Durham, NC [20500]	2	6	0.4%
Erie, PA [21500]	2	4	0.4%
Panama City-Lynn Haven, FL [37460]	2	3	0.4%
Cleveland-Elyria-Mentor, OH [17460]	2	2	0.4%
Oklahoma City, OK [36420]	2	2	0.4%
Bridgeport-Stamford-Norwalk, CT [14860]	2	2	0.4%
Rochester, NY [40380]	2	2	0.4%
Barnstable Town, MA [12700]	2	2	0.4%
Scranton--Wilkes-Barre, PA [42540]	2	2	0.4%
San Luis Obispo-Paso Robles, CA [42020]	2	2	0.4%
Youngstown-Warren-Boardman, OH-PA [49660]	2	2	0.4%
Spokane, WA [44060]	2	2	0.4%
Toledo, OH [45780]	2	2	0.4%
Hagerstown-Martinsburg, MD-WV [25180]	2	1	0.4%
Modesto, CA [33700]	2	1	0.4%
Columbia, SC [17900]	2	1	0.4%
Manchester-Nashua, NH [31700]	2	1	0.4%
Green Bay, WI [24580]	2	1	0.4%

> BUOYS, RAFTS, AND AQUATIC DEVICES [441] - {414} : (125)

Metro Region	Patents	Inventors	% Of Class
San Diego-Carlsbad-San Marcos, CA [41740]	58	54	14%
San Francisco-Oakland-Fremont, CA [41860]	37	21	8.9%
Miami-Fort Lauderdale-Pompano Beach, FL [33100]	25	31	6%

New York-Northern New Jersey-Long Island, NY-NJ-PA [35620]	22	24	5.3%
Houston-Sugar Land-Baytown, TX [26420]	20	25	4.8%
Chicago-Naperville-Joliet, IL-IN-WI [16980]	15	11	3.6%
San Jose-Sunnyvale-Santa Clara, CA [41940]	12	14	2.9%
Boston-Cambridge-Quincy, MA-NH [14460]	9	15	2.2%
Virginia Beach-Norfolk-Newport News, VA-NC [47260]	8	8	1.9%
Philadelphia-Camden-Wilmington, PA-NJ-DE-MD [37980]	8	6	1.9%
Washington-Arlington-Alexandria, DC-VA-MD-WV [47900]	8	6	1.9%
Providence-New Bedford-Fall River, RI-MA [39300]	7	10	1.7%
Phoenix-Mesa-Scottsdale, AZ [38060]	7	10	1.7%
Dallas-Fort Worth-Arlington, TX [19100]	7	8	1.7%
Seattle-Tacoma-Bellevue, WA [42660]	7	4	1.7%
Salt Lake City, UT [41620]	6	10	1.4%
Santa Cruz-Watsonville, CA [42100]	6	9	1.4%
Oxnard-Thousand Oaks-Ventura, CA [37100]	6	8	1.4%
Minneapolis-St. Paul-Bloomington, MN-WI [33460]	6	7	1.4%
Portland-Vancouver-Beaverton, OR-WA [38900]	6	6	1.4%
Ogden-Clearfield, UT [36260]	6	4	1.4%
Raleigh-Cary, NC [39580]	5	9	1.2%
Durham, NC [20500]	5	9	1.2%
Baltimore-Towson, MD [12580]	5	7	1.2%
Riverside-San Bernardino-Ontario, CA [40140]	5	6	1.2%
Atlanta-Sandy Springs-Marietta, GA [12060]	5	5	1.2%
Sacramento--Arden-Arcade--Roseville, CA [40900]	5	5	1.2%
Provo-Orem, UT [39340]	5	4	1.2%
Winston-Salem, NC [49180]	4	6	1%
Palm Bay-Melbourne-Titusville, FL [37340]	4	5	1%
Tucson, AZ [46060]	4	5	1%
Detroit-Warren-Livonia, MI [19820]	4	4	1%
Denver-Aurora, CO [19740]	4	4	1%
Tampa-St. Petersburg-Clearwater, FL [45300]	4	4	1%
Cleveland-Elyria-Mentor, OH [17460]	4	3	1%
Albany-Schenectady-Troy, NY [10580]	3	6	0.7%
Portland-South Portland-Biddeford, ME [38860]	3	5	0.7%
Greenville-Mauldin-Easley, SC [24860]	3	5	0.7%
Baton Rouge, LA [12940]	3	5	0.7%
Asheville, NC [11700]	3	4	0.7%
Boise City-Nampa, ID [14260]	3	4	0.7%
Nashville-Davidson--Murfreesboro--Franklin, TN [34980]	3	4	0.7%
Deltona-Daytona Beach-Ormond Beach, FL [19660]	3	3	0.7%
Orlando-Kissimmee, FL [36740]	3	3	0.7%
Charleston-North Charleston, SC [16700]	3	2	0.7%
Abilene, TX [10180]	3	1	0.7%
Lake Havasu City-Kingman, AZ [29420]	3	1	0.7%
Omaha-Council Bluffs, NE-IA [36540]	3	1	0.7%
Tallahassee, FL [45220]	2	5	0.5%
Panama City-Lynn Haven, FL [37460]	2	5	0.5%
Davenport-Moline-Rock Island, IA-IL [19340]	2	5	0.5%
Lansing-East Lansing, MI [29620]	2	5	0.5%
Salinas, CA [41500]	2	4	0.5%
Wichita, KS [48620]	2	4	0.5%
San Antonio, TX [41700]	2	3	0.5%
Stockton, CA [44700]	2	3	0.5%
Bakersfield, CA [12540]	2	3	0.5%
Indianapolis-Carmel, IN [26900]	2	3	0.5%
Fort Wayne, IN [23060]	2	3	0.5%
Reno-Sparks, NV [39900]	2	2	0.5%
Richmond, VA [40060]	2	2	0.5%
Port St. Lucie, FL [38940]	2	2	0.5%
Pittsburgh, PA [38300]	2	2	0.5%
St. Cloud, MN [41060]	2	2	0.5%
Worcester, MA [49340]	2	2	0.5%
Modesto, CA [33700]	2	2	0.5%
Trenton-Ewing, NJ [45940]	2	2	0.5%
Charlotte-Gastonia-Concord, NC-SC [16740]	2	2	0.5%

New Haven-Milford, CT [35300]	2	1	0.5%
Eugene-Springfield, OR [21660]	2	1	0.5%
Akron, OH [10420]	2	1	0.5%
Yuba City, CA [49700]	2	1	0.5%
Gainesville, GA [23580]	2	1	0.5%

> FABRIC (WOVEN, KNITTED, OR NONWOVEN TEXTILE OR CLOTH, ETC.) [442] - {878} : (142)

Metro Region	Patents	Inventors	% Of Class
Atlanta-Sandy Springs-Marietta, GA [12060]	93	177	10.6%
Philadelphia-Camden-Wilmington, PA-NJ-DE-MD [37980]	74	111	8.4%
Richmond, VA [40060]	70	63	8%
Spartanburg, SC [43900]	59	63	6.7%
Appleton, WI [11540]	56	95	6.4%
Oshkosh-Neenah, WI [36780]	52	94	5.9%
Greenville-Mauldin-Easley, SC [24860]	47	43	5.4%
Cincinnati-Middletown, OH-KY-IN [17140]	46	81	5.2%
New York-Northern New Jersey-Long Island, NY-NJ-PA [35620]	42	69	4.8%
Boston-Cambridge-Quincy, MA-NH [14460]	40	59	4.6%
Greensboro-High Point, NC [24660]	35	43	4%
Charlotte-Gastonia-Concord, NC-SC [16740]	30	32	3.4%
Chicago-Naperville-Joliet, IL-IN-WI [16980]	25	30	2.8%
Houston-Sugar Land-Baytown, TX [26420]	24	45	2.7%
Raleigh-Cary, NC [39580]	23	34	2.6%
Denver-Aurora, CO [19740]	21	34	2.4%
Minneapolis-St. Paul-Bloomington, MN-WI [33460]	19	26	2.2%
Winston-Salem, NC [49180]	18	18	2.1%
Durham, NC [20500]	16	24	1.8%
Detroit-Warren-Livonia, MI [19820]	16	22	1.8%
Columbus, OH [18140]	15	19	1.7%
Dallas-Fort Worth-Arlington, TX [19100]	15	16	1.7%
Kingsport-Bristol-Bristol, TN-VA [28700]	15	15	1.7%
Johnson City, TN [27740]	15	14	1.7%
Providence-New Bedford-Fall River, RI-MA [39300]	14	23	1.6%
Allentown-Bethlehem-Easton, PA-NJ [10900]	14	16	1.6%
Nashville-Davidson--Murfreesboro--Franklin, TN [34980]	14	15	1.6%
Worcester, MA [49340]	11	10	1.3%
Portland-South Portland-Biddeford, ME [38860]	11	3	1.3%
Asheville, NC [11700]	10	6	1.1%
Hartford-West Hartford-East Hartford, CT [25540]	9	11	1%
San Francisco-Oakland-Fremont, CA [41860]	9	10	1%
Milwaukee-Waukesha-West Allis, WI [33340]	9	9	1%
Toledo, OH [45780]	9	3	1%
Memphis, TN-MS-AR [32820]	8	14	0.9%
Cleveland-Elyria-Mentor, OH [17460]	8	9	0.9%
Ann Arbor, MI [11460]	8	8	0.9%
Bridgeport-Stamford-Norwalk, CT [14860]	7	9	0.8%
Trenton-Ewing, NJ [45940]	7	8	0.8%
Manchester-Nashua, NH [31700]	7	7	0.8%
Burlington, NC [15500]	7	6	0.8%
Buffalo-Niagara Falls, NY [15380]	7	5	0.8%
Gainesville, GA [23580]	7	4	0.8%
Louisville/Jefferson County, KY-IN [31140]	7	2	0.8%
Portland-Vancouver-Beaverton, OR-WA [38900]	6	9	0.7%
Rochester, NY [40380]	6	8	0.7%
Albany-Schenectady-Troy, NY [10580]	6	6	0.7%
Washington-Arlington-Alexandria, DC-VA-MD-WV [47900]	6	6	0.7%
Miami-Fort Lauderdale-Pompano Beach, FL [33100]	6	6	0.7%
Indianapolis-Carmel, IN [26900]	6	5	0.7%
Baltimore-Towson, MD [12580]	6	3	0.7%
Chattanooga, TN-GA [16860]	5	9	0.6%
Phoenix-Mesa-Scottsdale, AZ [38060]	5	7	0.6%

Kansas City, MO-KS [28140]	5	7	0.6%
Pittsburgh, PA [38300]	5	5	0.6%
Green Bay, WI [24580]	5	4	0.6%
Orlando-Kissimmee, FL [36740]	5	4	0.6%
Virginia Beach-Norfolk-Newport News, VA-NC [47260]	5	3	0.6%
South Bend-Mishawaka, IN-MI [43780]	5	2	0.6%
New Haven-Milford, CT [35300]	4	9	0.5%
Riverside-San Bernardino-Ontario, CA [40140]	4	7	0.5%
Boulder, CO [14500]	4	6	0.5%
Seattle-Tacoma-Bellevue, WA [42660]	4	6	0.5%
Akron, OH [10420]	4	5	0.5%
Tucson, AZ [46060]	4	4	0.5%
San Antonio, TX [41700]	4	4	0.5%
Palm Bay-Melbourne-Titusville, FL [37340]	4	4	0.5%
San Diego-Carlsbad-San Marcos, CA [41740]	4	3	0.5%
Charleston-North Charleston, SC [16700]	4	3	0.5%
Dayton, OH [19380]	4	3	0.5%
Elkhart-Goshen, IN [21140]	4	3	0.5%
Lancaster, PA [29540]	3	10	0.3%
Birmingham-Hoover, AL [13820]	3	4	0.3%
Reading, PA [39740]	3	4	0.3%
Fort Collins-Loveland, CO [22660]	3	4	0.3%
Pensacola-Ferry Pass-Brent, FL [37860]	3	4	0.3%
Fayetteville, NC [22180]	3	3	0.3%
Flint, MI [22420]	3	3	0.3%
Cape Coral-Fort Myers, FL [15980]	3	3	0.3%
Las Vegas-Paradise, NV [29820]	3	3	0.3%
San Jose-Sunnyvale-Santa Clara, CA [41940]	3	3	0.3%
Tampa-St. Petersburg-Clearwater, FL [45300]	3	3	0.3%
Savannah, GA [42340]	3	2	0.3%
St. Louis, MO-IL [41180]	3	2	0.3%
Hickory-Lenoir-Morganton, NC [25860]	3	2	0.3%
Jacksonville, FL [27260]	3	2	0.3%
Mobile, AL [33660]	3	1	0.3%
Modesto, CA [33700]	3	1	0.3%
Merced, CA [32900]	3	1	0.3%
Albuquerque, NM [10740]	2	6	0.2%
State College, PA [44300]	2	6	0.2%
Bakersfield, CA [12540]	2	5	0.2%
Racine, WI [39540]	2	3	0.2%
Columbus, GA-AL [17980]	2	3	0.2%
Blacksburg-Christiansburg-Radford, VA [13980]	2	3	0.2%
Greeley, CO [24540]	2	3	0.2%
Naples-Marco Island, FL [34940]	2	2	0.2%
Dover, DE [20100]	2	2	0.2%
Colorado Springs, CO [17820]	2	2	0.2%
Oklahoma City, OK [36420]	2	2	0.2%
Austin-Round Rock, TX [12420]	2	2	0.2%
Little Rock-North Little Rock-Conway, AR [30780]	2	2	0.2%
Springfield, MA [44140]	2	2	0.2%
Salem, OR [41420]	2	2	0.2%
Prescott, AZ [39140]	2	1	0.2%
Sioux Falls, SD [43620]	2	1	0.2%
Lansing-East Lansing, MI [29620]	2	1	0.2%
Omaha-Council Bluffs, NE-IA [36540]	2	1	0.2%

> ELECTRIC LAMP OR SPACE DISCHARGE COMPONENT OR DEVICE MANUFACTURING [445] - {317} : (91)

Metro Region	Patents	Inventors	% Of Class
San Jose-Sunnyvale-Santa Clara, CA [41940]	37	55	11.7%
New York-Northern New Jersey-Long Island, NY-NJ-PA [35620]	25	41	7.9%

San Francisco-Oakland-Fremont, CA [41860]	25	35	7.9%
Rochester, NY [40380]	22	38	6.9%
Boston-Cambridge-Quincy, MA-NH [14460]	21	42	6.6%
Durham, NC [20500]	15	27	4.7%
Phoenix-Mesa-Scottsdale, AZ [38060]	15	21	4.7%
Toledo, OH [45780]	15	17	4.7%
Boise City-Nampa, ID [14260]	13	15	4.1%
Washington-Arlington-Alexandria, DC-VA-MD-WV [47900]	13	8	4.1%
Albany-Schenectady-Troy, NY [10580]	12	25	3.8%
Raleigh-Cary, NC [39580]	12	19	3.8%
Austin-Round Rock, TX [12420]	11	22	3.5%
Minneapolis-St. Paul-Bloomington, MN-WI [33460]	11	9	3.5%
Riverside-San Bernardino-Ontario, CA [40140]	11	3	3.5%
Champaign-Urbana, IL [16580]	10	13	3.2%
Cleveland-Elyria-Mentor, OH [17460]	9	12	2.8%
Chicago-Naperville-Joliet, IL-IN-WI [16980]	8	12	2.5%
Modesto, CA [33700]	8	7	2.5%
San Diego-Carlsbad-San Marcos, CA [41740]	8	7	2.5%
Albuquerque, NM [10740]	7	11	2.2%
Seattle-Tacoma-Bellevue, WA [42660]	7	9	2.2%
Philadelphia-Camden-Wilmington, PA-NJ-DE-MD [37980]	6	9	1.9%
Portland-Vancouver-Beaverton, OR-WA [38900]	5	8	1.6%
Sacramento--Arden-Arcade--Roseville, CA [40900]	5	5	1.6%
Santa Cruz-Watsonville, CA [42100]	5	4	1.6%
Houston-Sugar Land-Baytown, TX [26420]	5	3	1.6%
Lancaster, PA [29540]	4	7	1.3%
Cedar Rapids, IA [16300]	4	6	1.3%
Oxnard-Thousand Oaks-Ventura, CA [37100]	4	4	1.3%
Akron, OH [10420]	4	3	1.3%
Greensboro-High Point, NC [24660]	4	3	1.3%
Burlington, NC [15500]	4	3	1.3%
Trenton-Ewing, NJ [45940]	3	6	0.9%
York-Hanover, PA [49620]	3	6	0.9%
Dallas-Fort Worth-Arlington, TX [19100]	3	5	0.9%
Stockton, CA [44700]	3	5	0.9%
Atlanta-Sandy Springs-Marietta, GA [12060]	3	5	0.9%
Denver-Aurora, CO [19740]	3	4	0.9%
Greenville-Mauldin-Easley, SC [24860]	3	3	0.9%
Boulder, CO [14500]	3	3	0.9%
Greeley, CO [24540]	3	3	0.9%
Richmond, VA [40060]	3	3	0.9%
Vallejo-Fairfield, CA [46700]	3	3	0.9%
Fort Collins-Loveland, CO [22660]	3	3	0.9%
Salem, OR [41420]	3	2	0.9%
Redding, CA [39820]	3	1	0.9%
Chico, CA [17020]	3	1	0.9%
Iowa City, IA [26980]	3	1	0.9%
Knoxville, TN [28940]	2	10	0.6%
Lexington-Fayette, KY [30460]	2	3	0.6%
Bridgeport-Stamford-Norwalk, CT [14860]	2	2	0.6%
Cincinnati-Middletown, OH-KY-IN [17140]	2	2	0.6%
Baltimore-Towson, MD [12580]	2	2	0.6%
Hartford-West Hartford-East Hartford, CT [25540]	2	2	0.6%
Springfield, MA [44140]	2	2	0.6%
Niles-Benton Harbor, MI [35660]	2	1	0.6%

> AMUSEMENT DEVICES: TOYS [446] - {820} : (148)

Metro Region	Patents	Inventors	% Of Class
New York-Northern New Jersey-Long Island, NY-NJ-PA [35620]	97	110	11.8%
Chicago-Naperville-Joliet, IL-IN-WI [16980]	52	76	6.3%
Philadelphia-Camden-Wilmington, PA-NJ-DE-MD [37980]	52	64	6.3%

San Francisco-Oakland-Fremont, CA [41860]	49	79	6%
Buffalo-Niagara Falls, NY [15380]	38	47	4.6%
Providence-New Bedford-Fall River, RI-MA [39300]	37	41	4.5%
Oxnard-Thousand Oaks-Ventura, CA [37100]	33	28	4%
Seattle-Tacoma-Bellevue, WA [42660]	30	25	3.7%
San Diego-Carlsbad-San Marcos, CA [41740]	27	26	3.3%
Miami-Fort Lauderdale-Pompano Beach, FL [33100]	24	23	2.9%
Denver-Aurora, CO [19740]	23	28	2.8%
Boston-Cambridge-Quincy, MA-NH [14460]	21	23	2.6%
San Jose-Sunnyvale-Santa Clara, CA [41940]	21	18	2.6%
Phoenix-Mesa-Scottsdale, AZ [38060]	20	10	2.4%
Dallas-Fort Worth-Arlington, TX [19100]	19	21	2.3%
Atlanta-Sandy Springs-Marietta, GA [12060]	19	21	2.3%
Kansas City, MO-KS [28140]	16	12	2%
Minneapolis-St. Paul-Bloomington, MN-WI [33460]	15	24	1.8%
Cincinnati-Middletown, OH-KY-IN [17140]	13	16	1.6%
Riverside-San Bernardino-Ontario, CA [40140]	13	14	1.6%
Detroit-Warren-Livonia, MI [19820]	13	11	1.6%
Akron, OH [10420]	12	12	1.5%
Washington-Arlington-Alexandria, DC-VA-MD-WV [47900]	11	14	1.3%
Houston-Sugar Land-Baytown, TX [26420]	10	19	1.2%
Greeley, CO [24540]	10	13	1.2%
Boulder, CO [14500]	10	13	1.2%
Bridgeport-Stamford-Norwalk, CT [14860]	10	11	1.2%
Pittsburgh, PA [38300]	9	14	1.1%
Orlando-Kissimmee, FL [36740]	9	13	1.1%
Fort Collins-Loveland, CO [22660]	9	12	1.1%
Iowa City, IA [26980]	9	7	1.1%
Bend, OR [13460]	9	2	1.1%
Cedar Rapids, IA [16300]	8	6	1%
Cleveland-Elyria-Mentor, OH [17460]	8	6	1%
Baltimore-Towson, MD [12580]	7	6	0.9%
Allentown-Bethlehem-Easton, PA-NJ [10900]	7	5	0.9%
Boise City-Nampa, ID [14260]	7	5	0.9%
Austin-Round Rock, TX [12420]	6	8	0.7%
Palm Bay-Melbourne-Titusville, FL [37340]	6	7	0.7%
Charlotte-Gastonia-Concord, NC-SC [16740]	6	6	0.7%
Jackson, MS [27140]	6	3	0.7%
Portland-Vancouver-Beaverton, OR-WA [38900]	5	8	0.6%
Reading, PA [39740]	5	6	0.6%
Durham, NC [20500]	5	5	0.6%
Santa Rosa-Petaluma, CA [42220]	5	5	0.6%
Virginia Beach-Norfolk-Newport News, VA-NC [47260]	5	5	0.6%
Santa Cruz-Watsonville, CA [42100]	5	5	0.6%
Scranton--Wilkes-Barre, PA [42540]	5	4	0.6%
Nashville-Davidson--Murfreesboro--Franklin, TN [34980]	5	4	0.6%
St. Louis, MO-IL [41180]	5	4	0.6%
Stockton, CA [44700]	5	4	0.6%
Rochester, NY [40380]	4	7	0.5%
Chattanooga, TN-GA [16860]	4	6	0.5%
Las Vegas-Paradise, NV [29820]	4	6	0.5%
Trenton-Ewing, NJ [45940]	4	5	0.5%
Raleigh-Cary, NC [39580]	4	4	0.5%
Deltona-Daytona Beach-Ormond Beach, FL [19660]	4	4	0.5%
Modesto, CA [33700]	4	3	0.5%
San Luis Obispo-Paso Robles, CA [42020]	4	2	0.5%
Port St. Lucie, FL [38940]	4	1	0.5%
Grand Rapids-Wyoming, MI [24340]	3	6	0.4%
Albuquerque, NM [10740]	3	5	0.4%
Louisville/Jefferson County, KY-IN [31140]	3	5	0.4%
Athens-Clarke County, GA [12020]	3	5	0.4%
Madison, WI [31540]	3	4	0.4%
Gainesville, FL [23540]	3	4	0.4%
Albany-Schenectady-Troy, NY [10580]	3	4	0.4%
Anchorage, AK [11260]	3	3	0.4%

Harrisburg-Carlisle, PA [25420]	3	3	0.4%
Hartford-West Hartford-East Hartford, CT [25540]	3	3	0.4%
Ann Arbor, MI [11460]	3	3	0.4%
Sacramento--Arden-Arcade--Roseville, CA [40900]	3	3	0.4%
Manchester-Nashua, NH [31700]	3	3	0.4%
Knoxville, TN [28940]	3	3	0.4%
Canton-Massillon, OH [15940]	3	2	0.4%
San Antonio, TX [41700]	3	2	0.4%
Oklahoma City, OK [36420]	3	2	0.4%
Roanoke, VA [40220]	3	1	0.4%
Columbia, SC [17900]	3	1	0.4%
Fayetteville-Springdale-Rogers, AR-MO [22220]	2	3	0.2%
Chico, CA [17020]	2	3	0.2%
Provo-Orem, UT [39340]	2	3	0.2%
Duluth, MN-WI [20260]	2	3	0.2%
Toledo, OH [45780]	2	2	0.2%
Cape Coral-Fort Myers, FL [15980]	2	2	0.2%
Youngstown-Warren-Boardman, OH-PA [49660]	2	2	0.2%
Indianapolis-Carmel, IN [26900]	2	2	0.2%
Lancaster, PA [29540]	2	2	0.2%
Rochester, MN [40340]	2	2	0.2%
New Orleans-Metairie-Kenner, LA [35380]	2	2	0.2%
Springfield, MA [44140]	2	2	0.2%
Columbus, OH [18140]	2	2	0.2%
New Haven-Milford, CT [35300]	2	2	0.2%
Punta Gorda, FL [39460]	2	2	0.2%
Tucson, AZ [46060]	2	2	0.2%
Salt Lake City, UT [41620]	2	2	0.2%
Charleston-North Charleston, SC [16700]	2	2	0.2%
Birmingham-Hoover, AL [13820]	2	2	0.2%
Portland-South Portland-Biddeford, ME [38860]	2	2	0.2%
Dayton, OH [19380]	2	2	0.2%
Baton Rouge, LA [12940]	2	2	0.2%
Champaign-Urbana, IL [16580]	2	2	0.2%
Milwaukee-Waukesha-West Allis, WI [33340]	2	2	0.2%
Huntington-Ashland, WV-KY-OH [26580]	2	1	0.2%
Tulsa, OK [46140]	2	1	0.2%
Wilmington, NC [48900]	2	1	0.2%
Barnstable Town, MA [12700]	2	1	0.2%
Houma-Bayou Cane-Thibodaux, LA [26380]	2	1	0.2%
Ogden-Clearfield, UT [36260]	2	1	0.2%

> BEE CULTURE [449] - {101} : (56)

Metro Region	Patents	Inventors	% Of Class
Phoenix-Mesa-Scottsdale, AZ [38060]	12	11	11.9%
New York-Northern New Jersey-Long Island, NY-NJ-PA [35620]	9	7	8.9%
San Diego-Carlsbad-San Marcos, CA [41740]	7	5	6.9%
Chicago-Naperville-Joliet, IL-IN-WI [16980]	5	5	5%
New Haven-Milford, CT [35300]	4	3	4%
Denver-Aurora, CO [19740]	4	2	4%
Philadelphia-Camden-Wilmington, PA-NJ-DE-MD [37980]	3	7	3%
Detroit-Warren-Livonia, MI [19820]	3	3	3%
Tampa-St. Petersburg-Clearwater, FL [45300]	3	3	3%
Sacramento--Arden-Arcade--Roseville, CA [40900]	3	3	3%
Virginia Beach-Norfolk-Newport News, VA-NC [47260]	3	2	3%
Minneapolis-St. Paul-Bloomington, MN-WI [33460]	3	2	3%
Medford, OR [32780]	3	1	3%
San Luis Obispo-Paso Robles, CA [42020]	2	4	2%
Tucson, AZ [46060]	2	4	2%
Boston-Cambridge-Quincy, MA-NH [14460]	2	3	2%



Yuba City, CA [49700]	2	2	2%
Portland-Vancouver-Beaverton, OR-WA [38900]	2	2	2%
Grand Rapids-Wyoming, MI [24340]	2	2	2%
Port St. Lucie, FL [38940]	2	2	2%
Spokane, WA [44060]	2	1	2%

> FOUNDATION GARMENTS [450] - {352} : (98)

Metro Region	Patents	Inventors	% Of Class
New York-Northern New Jersey-Long Island, NY-NJ-PA [35620]	91	79	25.9%
Phoenix-Mesa-Scottsdale, AZ [38060]	19	11	5.4%
Philadelphia-Camden-Wilmington, PA-NJ-DE-MD [37980]	14	9	4%
Chicago-Naperville-Joliet, IL-IN-WI [16980]	13	17	3.7%
Oxnard-Thousand Oaks-Ventura, CA [37100]	13	11	3.7%
Riverside-San Bernardino-Ontario, CA [40140]	12	7	3.4%
Miami-Fort Lauderdale-Pompano Beach, FL [33100]	11	10	3.1%
Hickory-Lenoir-Morganton, NC [25860]	11	5	3.1%
Portland-Vancouver-Beaverton, OR-WA [38900]	10	10	2.8%
Atlanta-Sandy Springs-Marietta, GA [12060]	9	11	2.6%
Sacramento--Arden-Arcade--Roseville, CA [40900]	9	4	2.6%
Boston-Cambridge-Quincy, MA-NH [14460]	7	9	2%
Salt Lake City, UT [41620]	7	7	2%
San Diego-Carlsbad-San Marcos, CA [41740]	7	7	2%
Winston-Salem, NC [49180]	7	7	2%
Baltimore-Towson, MD [12580]	7	6	2%
Bridgeport-Stamford-Norwalk, CT [14860]	7	5	2%
Greensboro-High Point, NC [24660]	7	5	2%
Seattle-Tacoma-Bellevue, WA [42660]	6	8	1.7%
Washington-Arlington-Alexandria, DC-VA-MD-WV [47900]	6	5	1.7%
San Francisco-Oakland-Fremont, CA [41860]	5	5	1.4%
Cape Coral-Fort Myers, FL [15980]	5	5	1.4%
Milwaukee-Waukesha-West Allis, WI [33340]	5	4	1.4%
Palm Bay-Melbourne-Titusville, FL [37340]	4	5	1.1%
Provo-Orem, UT [39340]	4	5	1.1%
Naples-Marco Island, FL [34940]	4	4	1.1%
Dallas-Fort Worth-Arlington, TX [19100]	4	4	1.1%
Denver-Aurora, CO [19740]	4	4	1.1%
Virginia Beach-Norfolk-Newport News, VA-NC [47260]	4	3	1.1%
Columbus, OH [18140]	3	7	0.9%
Boulder, CO [14500]	3	6	0.9%
Charlotte-Gastonia-Concord, NC-SC [16740]	3	5	0.9%
Cleveland-Elyria-Mentor, OH [17460]	3	4	0.9%
Raleigh-Cary, NC [39580]	3	4	0.9%
Spokane, WA [44060]	3	3	0.9%
San Jose-Sunnyvale-Santa Clara, CA [41940]	2	6	0.6%
Fort Collins-Loveland, CO [22660]	2	5	0.6%
Greeley, CO [24540]	2	5	0.6%
Santa Cruz-Watsonville, CA [42100]	2	3	0.6%
Durham, NC [20500]	2	3	0.6%
Lake Havasu City-Kingman, AZ [29420]	2	3	0.6%
Detroit-Warren-Livonia, MI [19820]	2	3	0.6%
Pittsburgh, PA [38300]	2	2	0.6%
Allentown-Bethlehem-Easton, PA-NJ [10900]	2	2	0.6%
Burlington-South Burlington, VT [15540]	2	2	0.6%
Deltona-Daytona Beach-Ormond Beach, FL [19660]	2	2	0.6%
Houston-Sugar Land-Baytown, TX [26420]	2	2	0.6%
Orlando-Kissimmee, FL [36740]	2	2	0.6%
Albany-Schenectady-Troy, NY [10580]	2	2	0.6%
Springfield, MA [44140]	2	1	0.6%
Yuba City, CA [49700]	2	1	0.6%
Davenport-Moline-Rock Island, IA-IL [19340]	2	1	0.6%

&gt; ABRADING [451] - {1911} : (177)

Metro Region	Patents	Inventors	% Of Class
San Jose-Sunnyvale-Santa Clara, CA [41940]	464	418	24.3%
San Francisco-Oakland-Fremont, CA [41860]	268	222	14%
Boise City-Nampa, ID [14260]	166	66	8.7%
Santa Cruz-Watsonville, CA [42100]	138	33	7.2%
Philadelphia-Camden-Wilmington, PA-NJ-DE-MD [37980]	105	80	5.5%
Minneapolis-St. Paul-Bloomington, MN-WI [33460]	96	89	5%
Chicago-Naperville-Joliet, IL-IN-WI [16980]	88	120	4.6%
Boston-Cambridge-Quincy, MA-NH [14460]	77	65	4%
New York-Northern New Jersey-Long Island, NY-NJ-PA [35620]	74	79	3.9%
Phoenix-Mesa-Scottsdale, AZ [38060]	64	94	3.3%
Portland-Vancouver-Beaverton, OR-WA [38900]	50	51	2.6%
Worcester, MA [49340]	45	51	2.4%
San Luis Obispo-Paso Robles, CA [42020]	45	30	2.4%
Baltimore-Towson, MD [12580]	42	58	2.2%
Seattle-Tacoma-Bellevue, WA [42660]	39	51	2%
Detroit-Warren-Livonia, MI [19820]	33	27	1.7%
Austin-Round Rock, TX [12420]	30	31	1.6%
Rochester, NY [40380]	27	41	1.4%
Indianapolis-Carmel, IN [26900]	27	23	1.4%
Hartford-West Hartford-East Hartford, CT [25540]	26	42	1.4%
St. Louis, MO-IL [41180]	26	17	1.4%
Dallas-Fort Worth-Arlington, TX [19100]	25	46	1.3%
Cincinnati-Middletown, OH-KY-IN [17140]	23	30	1.2%
Manchester-Nashua, NH [31700]	22	9	1.2%
York-Hanover, PA [49620]	20	15	1%
San Diego-Carlsbad-San Marcos, CA [41740]	18	25	0.9%
Cleveland-Elyria-Mentor, OH [17460]	17	20	0.9%
Palm Bay-Melbourne-Titusville, FL [37340]	17	14	0.9%
Miami-Fort Lauderdale-Pompano Beach, FL [33100]	17	11	0.9%
Modesto, CA [33700]	16	16	0.8%
Greenville-Mauldin-Easley, SC [24860]	14	19	0.7%
Pittsburgh, PA [38300]	14	14	0.7%
Columbus, OH [18140]	14	12	0.7%
Buffalo-Niagara Falls, NY [15380]	14	12	0.7%
Orlando-Kissimmee, FL [36740]	13	13	0.7%
Riverside-San Bernardino-Ontario, CA [40140]	13	12	0.7%
Oxnard-Thousand Oaks-Ventura, CA [37100]	13	9	0.7%
Albany-Schenectady-Troy, NY [10580]	12	17	0.6%
Houston-Sugar Land-Baytown, TX [26420]	12	10	0.6%
Atlanta-Sandy Springs-Marietta, GA [12060]	11	17	0.6%
Medford, OR [32780]	11	15	0.6%
New Haven-Milford, CT [35300]	11	12	0.6%
Allentown-Bethlehem-Easton, PA-NJ [10900]	11	12	0.6%
Kansas City, MO-KS [28140]	11	8	0.6%
Charlotte-Gastonia-Concord, NC-SC [16740]	10	10	0.5%
Akron, OH [10420]	9	16	0.5%
Denver-Aurora, CO [19740]	9	12	0.5%
Stockton, CA [44700]	9	9	0.5%
Washington-Arlington-Alexandria, DC-VA-MD-WV [47900]	9	5	0.5%
Tulsa, OK [46140]	8	7	0.4%
Terre Haute, IN [45460]	8	3	0.4%
Provo-Orem, UT [39340]	7	16	0.4%
Milwaukee-Waukesha-West Allis, WI [33340]	7	11	0.4%
Raleigh-Cary, NC [39580]	7	9	0.4%
Durham, NC [20500]	7	9	0.4%
Bridgeport-Stamford-Norwalk, CT [14860]	7	7	0.4%
Kingston, NY [28740]	7	5	0.4%
Dayton, OH [19380]	7	4	0.4%
Spartanburg, SC [43900]	6	8	0.3%
San Antonio, TX [41700]	6	6	0.3%

Reading, PA [39740]	6	6	0.3%
Laredo, TX [29700]	6	6	0.3%
Sacramento--Arden-Arcade--Roseville, CA [40900]	6	5	0.3%
South Bend-Mishawaka, IN-MI [43780]	6	4	0.3%
Peoria, IL [37900]	5	11	0.3%
Burlington-South Burlington, VT [15540]	5	10	0.3%
Rockford, IL [40420]	5	7	0.3%
Rochester, MN [40340]	5	7	0.3%
Greeley, CO [24540]	5	6	0.3%
Tucson, AZ [46060]	5	6	0.3%
Port St. Lucie, FL [38940]	5	5	0.3%
Springfield, MA [44140]	5	5	0.3%
Youngstown-Warren-Boardman, OH-PA [49660]	5	5	0.3%
Des Moines-West Des Moines, IA [19780]	5	4	0.3%
Fort Collins-Loveland, CO [22660]	4	6	0.2%
Grand Rapids-Wyoming, MI [24340]	4	5	0.2%
Ann Arbor, MI [11460]	4	5	0.2%
Charleston-North Charleston, SC [16700]	4	4	0.2%
Canton-Massillon, OH [15940]	4	4	0.2%
Syracuse, NY [45060]	4	4	0.2%
Yuba City, CA [49700]	4	4	0.2%
Cape Coral-Fort Myers, FL [15980]	4	3	0.2%
Naples-Marco Island, FL [34940]	4	3	0.2%
Eugene-Springfield, OR [21660]	4	3	0.2%
Clarksville, TN-KY [17300]	4	2	0.2%
Nashville-Davidson--Murfreesboro--Franklin, TN [34980]	3	6	0.2%
Charlottesville, VA [16820]	3	6	0.2%
Knoxville, TN [28940]	3	5	0.2%
Salt Lake City, UT [41620]	3	4	0.2%
Johnson City, TN [27740]	3	3	0.2%
Racine, WI [39540]	3	3	0.2%
Albuquerque, NM [10740]	3	3	0.2%
Omaha-Council Bluffs, NE-IA [36540]	3	3	0.2%
Wichita, KS [48620]	3	3	0.2%
Wilmington, NC [48900]	3	3	0.2%
Providence-New Bedford-Fall River, RI-MA [39300]	3	3	0.2%
Harrisburg-Carlisle, PA [25420]	3	3	0.2%
Hagerstown-Martinsburg, MD-WV [25180]	3	3	0.2%
Lakeland, FL [29460]	3	3	0.2%
Madison, WI [31540]	3	3	0.2%
Tampa-St. Petersburg-Clearwater, FL [45300]	3	2	0.2%
Eau Claire, WI [20740]	3	2	0.2%
Bloomington, IN [14020]	3	2	0.2%
Barnstable Town, MA [12700]	3	1	0.2%
Asheville, NC [11700]	3	1	0.2%
Prescott, AZ [39140]	3	1	0.2%
Colorado Springs, CO [17820]	2	6	0.1%
Trenton-Ewing, NJ [45940]	2	5	0.1%
Kalamazoo-Portage, MI [28020]	2	5	0.1%
Waterloo-Cedar Falls, IA [47940]	2	4	0.1%
Hickory-Lenoir-Morganton, NC [25860]	2	3	0.1%
Kingsport-Bristol-Bristol, TN-VA [28700]	2	3	0.1%
Midland, TX [33260]	2	3	0.1%
Lansing-East Lansing, MI [29620]	2	2	0.1%
Athens-Clarke County, GA [12020]	2	2	0.1%
Santa Rosa-Petaluma, CA [42220]	2	2	0.1%
Blacksburg-Christiansburg-Radford, VA [13980]	2	2	0.1%
Richmond, VA [40060]	2	2	0.1%
Chico, CA [17020]	2	2	0.1%
Flint, MI [22420]	2	2	0.1%
Boulder, CO [14500]	2	2	0.1%
Elkhart-Goshen, IN [21140]	2	2	0.1%
Lexington-Fayette, KY [30460]	2	2	0.1%
Louisville/Jefferson County, KY-IN [31140]	2	2	0.1%
Little Rock-North Little Rock-Conway, AR [30780]	2	1	0.1%

Ogden-Clearfield, UT [36260]	2	1	0.1%
Evansville, IN-KY [21780]	2	1	0.1%
Fayetteville, NC [22180]	2	1	0.1%
Salinas, CA [41500]	2	1	0.1%
Gainesville, GA [23580]	2	1	0.1%

> BUTCHERING [452] - {408} : (111)

Metro Region	Patents	Inventors	% Of Class
Durham, NC [20500]	34	12	8.3%
Raleigh-Cary, NC [39580]	34	12	8.3%
Des Moines-West Des Moines, IA [19780]	27	34	6.6%
New York-Northern New Jersey-Long Island, NY-NJ-PA [35620]	23	14	5.6%
Chicago-Naperville-Joliet, IL-IN-WI [16980]	22	16	5.4%
Atlanta-Sandy Springs-Marietta, GA [12060]	21	25	5.1%
Wichita, KS [48620]	19	18	4.7%
Columbus, OH [18140]	17	4	4.2%
Seattle-Tacoma-Bellevue, WA [42660]	16	17	3.9%
Philadelphia-Camden-Wilmington, PA-NJ-DE-MD [37980]	16	11	3.9%
Kansas City, MO-KS [28140]	13	13	3.2%
Fayetteville-Springdale-Rogers, AR-MO [22220]	12	21	2.9%
Sioux City, IA-NE-SD [43580]	12	11	2.9%
Gainesville, GA [23580]	10	8	2.5%
Burlington, NC [15500]	10	1	2.5%
New Orleans-Metairie-Kenner, LA [35380]	9	7	2.2%
Madison, WI [31540]	8	21	2%
Salisbury, MD [41540]	7	6	1.7%
Greeley, CO [24540]	7	4	1.7%
Boise City-Nampa, ID [14260]	7	2	1.7%
Winston-Salem, NC [49180]	7	1	1.7%
Cleveland-Elyria-Mentor, OH [17460]	6	12	1.5%
Minneapolis-St. Paul-Bloomington, MN-WI [33460]	6	8	1.5%
Fort Smith, AR-OK [22900]	6	6	1.5%
Baton Rouge, LA [12940]	6	4	1.5%
Omaha-Council Bluffs, NE-IA [36540]	5	11	1.2%
Cincinnati-Middletown, OH-KY-IN [17140]	5	8	1.2%
Boston-Cambridge-Quincy, MA-NH [14460]	5	6	1.2%
Austin-Round Rock, TX [12420]	5	5	1.2%
Dallas-Fort Worth-Arlington, TX [19100]	5	4	1.2%
Athens-Clarke County, GA [12020]	5	1	1.2%
Washington-Arlington-Alexandria, DC-VA-MD-WV [47900]	4	5	1%
Janesville, WI [27500]	4	2	1%
New Haven-Milford, CT [35300]	4	2	1%
Lancaster, PA [29540]	4	1	1%
Allentown-Bethlehem-Easton, PA-NJ [10900]	3	4	0.7%
Shreveport-Bossier City, LA [43340]	3	3	0.7%
Worcester, MA [49340]	3	3	0.7%
Amarillo, TX [11100]	3	3	0.7%
Baltimore-Towson, MD [12580]	3	3	0.7%
Sacramento--Arden-Arcade--Roseville, CA [40900]	3	3	0.7%
Dayton, OH [19380]	3	3	0.7%
Milwaukee-Waukesha-West Allis, WI [33340]	3	3	0.7%
Houma-Bayou Cane-Thibodaux, LA [26380]	3	2	0.7%
Merced, CA [32900]	3	2	0.7%
Modesto, CA [33700]	3	2	0.7%
St. Louis, MO-IL [41180]	3	1	0.7%
Little Rock-North Little Rock-Conway, AR [30780]	3	1	0.7%
Waterloo-Cedar Falls, IA [47940]	3	1	0.7%
San Francisco-Oakland-Fremont, CA [41860]	3	1	0.7%
Bremerton-Silverdale, WA [14740]	2	4	0.5%
Greenville-Mauldin-Easley, SC [24860]	2	3	0.5%
Portland-Vancouver-Beaverton, OR-WA [38900]	2	3	0.5%

Knoxville, TN [28940]	2	3	0.5%
Akron, OH [10420]	2	2	0.5%
Las Vegas-Paradise, NV [29820]	2	2	0.5%
Pensacola-Ferry Pass-Brent, FL [37860]	2	2	0.5%
Buffalo-Niagara Falls, NY [15380]	2	2	0.5%
Miami-Fort Lauderdale-Pompano Beach, FL [33100]	2	2	0.5%
San Antonio, TX [41700]	2	2	0.5%
Appleton, WI [11540]	2	2	0.5%
Davenport-Moline-Rock Island, IA-IL [19340]	2	2	0.5%
Pittsburgh, PA [38300]	2	2	0.5%
Grand Rapids-Wyoming, MI [24340]	2	2	0.5%
Santa Rosa-Petaluma, CA [42220]	2	2	0.5%
Fort Collins-Loveland, CO [22660]	2	2	0.5%
Canton-Massillon, OH [15940]	2	2	0.5%
Richmond, VA [40060]	2	2	0.5%
St. Cloud, MN [41060]	2	2	0.5%
Boulder, CO [14500]	2	2	0.5%
Springfield, MO [44180]	2	2	0.5%
Denver-Aurora, CO [19740]	2	2	0.5%
Savannah, GA [42340]	2	1	0.5%
Rockford, IL [40420]	2	1	0.5%
Houston-Sugar Land-Baytown, TX [26420]	2	1	0.5%
Tulsa, OK [46140]	2	1	0.5%
Eugene-Springfield, OR [21660]	2	1	0.5%

> COIN HANDLING [453] - {34} : (24)

Metro Region	Patents	Inventors	% Of Class
Chicago-Naperville-Joliet, IL-IN-WI [16980]	7	12	20.6%
Milwaukee-Waukesha-West Allis, WI [33340]	5	3	14.7%
Cleveland-Elyria-Mentor, OH [17460]	4	2	11.8%
York-Hanover, PA [49620]	4	1	11.8%
Harrisburg-Carlisle, PA [25420]	4	1	11.8%
Boston-Cambridge-Quincy, MA-NH [14460]	2	7	5.9%
New York-Northern New Jersey-Long Island, NY-NJ-PA [35620]	2	2	5.9%
Miami-Fort Lauderdale-Pompano Beach, FL [33100]	2	1	5.9%

> VENTILATION [454] - {523} : (132)

Metro Region	Patents	Inventors	% Of Class
Detroit-Warren-Livonia, MI [19820]	69	124	13.2%
Ann Arbor, MI [11460]	33	31	6.3%
Boston-Cambridge-Quincy, MA-NH [14460]	28	29	5.4%
New York-Northern New Jersey-Long Island, NY-NJ-PA [35620]	28	27	5.4%
Phoenix-Mesa-Scottsdale, AZ [38060]	24	37	4.6%
Dallas-Fort Worth-Arlington, TX [19100]	23	30	4.4%
Chicago-Naperville-Joliet, IL-IN-WI [16980]	19	26	3.6%
Riverside-San Bernardino-Ontario, CA [40140]	18	20	3.4%
San Francisco-Oakland-Fremont, CA [41860]	16	25	3.1%
Houston-Sugar Land-Baytown, TX [26420]	16	19	3.1%
Philadelphia-Camden-Wilmington, PA-NJ-DE-MD [37980]	15	14	2.9%
Tucson, AZ [46060]	14	15	2.7%
San Jose-Sunnyvale-Santa Clara, CA [41940]	13	22	2.5%
Raleigh-Cary, NC [39580]	12	20	2.3%
Durham, NC [20500]	11	19	2.1%
St. Louis, MO-IL [41180]	11	11	2.1%
Oxnard-Thousand Oaks-Ventura, CA [37100]	11	9	2.1%
Portland-Vancouver-Beaverton, OR-WA [38900]	10	15	1.9%
Washington-Arlington-Alexandria, DC-VA-MD-WV [47900]	10	10	1.9%

San Diego-Carlsbad-San Marcos, CA [41740]	9	14	1.7%
Austin-Round Rock, TX [12420]	9	13	1.7%
Boulder, CO [14500]	9	9	1.7%
Indianapolis-Carmel, IN [26900]	9	8	1.7%
Providence-New Bedford-Fall River, RI-MA [39300]	9	7	1.7%
Worcester, MA [49340]	8	9	1.5%
Buffalo-Niagara Falls, NY [15380]	8	5	1.5%
Seattle-Tacoma-Bellevue, WA [42660]	7	18	1.3%
Milwaukee-Waukesha-West Allis, WI [33340]	7	12	1.3%
Baltimore-Towson, MD [12580]	7	11	1.3%
Minneapolis-St. Paul-Bloomington, MN-WI [33460]	7	9	1.3%
Greeley, CO [24540]	7	9	1.3%
Bridgeport-Stamford-Norwalk, CT [14860]	7	6	1.3%
Tulsa, OK [46140]	7	5	1.3%
Kansas City, MO-KS [28140]	7	4	1.3%
Santa Rosa-Petaluma, CA [42220]	6	9	1.1%
Fort Collins-Loveland, CO [22660]	6	7	1.1%
Elkhart-Goshen, IN [21140]	6	7	1.1%
Atlanta-Sandy Springs-Marietta, GA [12060]	6	5	1.1%
Columbus, OH [18140]	5	7	1%
Albany-Schenectady-Troy, NY [10580]	5	5	1%
Sacramento--Arden-Arcade--Roseville, CA [40900]	5	5	1%
Denver-Aurora, CO [19740]	5	5	1%
Palm Bay-Melbourne-Titusville, FL [37340]	4	9	0.8%
Cleveland-Elyria-Mentor, OH [17460]	4	8	0.8%
Hickory-Lenoir-Morganton, NC [25860]	4	5	0.8%
Wilmington, NC [48900]	4	5	0.8%
Fort Wayne, IN [23060]	4	5	0.8%
Bowling Green, KY [14540]	4	4	0.8%
Manchester-Nashua, NH [31700]	4	4	0.8%
Virginia Beach-Norfolk-Newport News, VA-NC [47260]	4	4	0.8%
Flint, MI [22420]	4	4	0.8%
Miami-Fort Lauderdale-Pompano Beach, FL [33100]	4	3	0.8%
Las Vegas-Paradise, NV [29820]	4	3	0.8%
Davenport-Moline-Rock Island, IA-IL [19340]	4	3	0.8%
Charlottesville, VA [16820]	4	1	0.8%
Oshkosh-Neenah, WI [36780]	4	1	0.8%
Nashville-Davidson--Murfreesboro--Franklin, TN [34980]	3	10	0.6%
Canton-Massillon, OH [15940]	3	9	0.6%
Akron, OH [10420]	3	6	0.6%
Lexington-Fayette, KY [30460]	3	5	0.6%
Jacksonville, FL [27260]	3	4	0.6%
Tampa-St. Petersburg-Clearwater, FL [45300]	3	3	0.6%
Cape Coral-Fort Myers, FL [15980]	3	3	0.6%
Omaha-Council Bluffs, NE-IA [36540]	3	3	0.6%
Modesto, CA [33700]	3	3	0.6%
New Haven-Milford, CT [35300]	3	2	0.6%
Charlotte-Gastonia-Concord, NC-SC [16740]	3	2	0.6%
South Bend-Mishawaka, IN-MI [43780]	3	2	0.6%
Santa Cruz-Watsonville, CA [42100]	3	2	0.6%
Clarksville, TN-KY [17300]	2	8	0.4%
Blacksburg-Christiansburg-Radford, VA [13980]	2	5	0.4%
Hartford-West Hartford-East Hartford, CT [25540]	2	5	0.4%
Pittsburgh, PA [38300]	2	4	0.4%
Rochester, MN [40340]	2	4	0.4%
Peoria, IL [37900]	2	4	0.4%
Syracuse, NY [45060]	2	4	0.4%
Allentown-Bethlehem-Easton, PA-NJ [10900]	2	4	0.4%
Provo-Orem, UT [39340]	2	3	0.4%
Tyler, TX [46340]	2	3	0.4%
Saginaw-Saginaw Township North, MI [40980]	2	2	0.4%
Cincinnati-Middletown, OH-KY-IN [17140]	2	2	0.4%
Richmond, VA [40060]	2	2	0.4%
Reading, PA [39740]	2	2	0.4%
Greenville-Mauldin-Easley, SC [24860]	2	2	0.4%

Madison, WI [31540]	2	2	0.4%
Springfield, MA [44140]	2	2	0.4%
Waterloo-Cedar Falls, IA [47940]	2	2	0.4%
Kalamazoo-Portage, MI [28020]	2	2	0.4%
Greensboro-High Point, NC [24660]	2	2	0.4%
Louisville/Jefferson County, KY-IN [31140]	2	2	0.4%
Yuma, AZ [49740]	2	1	0.4%
Stockton, CA [44700]	2	1	0.4%
Baton Rouge, LA [12940]	2	1	0.4%
Port St. Lucie, FL [38940]	2	1	0.4%

> TELECOMMUNICATIONS [455] - {22510} : (220)

Metro Region	Patents	Inventors	% Of Class
San Jose-Sunnyvale-Santa Clara, CA [41940]	3556	2878	15.8%
San Diego-Carlsbad-San Marcos, CA [41740]	3370	2496	15%
San Francisco-Oakland-Fremont, CA [41860]	2569	2070	11.4%
New York-Northern New Jersey-Long Island, NY-NJ-PA [35620]	2362	1932	10.5%
Chicago-Naperville-Joliet, IL-IN-WI [16980]	1570	1664	7%
Seattle-Tacoma-Bellevue, WA [42660]	1476	1477	6.6%
Dallas-Fort Worth-Arlington, TX [19100]	1390	1294	6.2%
Atlanta-Sandy Springs-Marietta, GA [12060]	1178	842	5.2%
Kansas City, MO-KS [28140]	1126	829	5%
Boston-Cambridge-Quincy, MA-NH [14460]	1023	850	4.5%
Washington-Arlington-Alexandria, DC-VA-MD-WV [47900]	992	790	4.4%
Austin-Round Rock, TX [12420]	807	709	3.6%
Durham, NC [20500]	758	554	3.4%
Raleigh-Cary, NC [39580]	715	520	3.2%
Portland-Vancouver-Beaverton, OR-WA [38900]	460	388	2%
Miami-Fort Lauderdale-Pompano Beach, FL [33100]	437	408	1.9%
Phoenix-Mesa-Scottsdale, AZ [38060]	422	414	1.9%
Philadelphia-Camden-Wilmington, PA-NJ-DE-MD [37980]	359	231	1.6%
Detroit-Warren-Livonia, MI [19820]	342	324	1.5%
Santa Cruz-Watsonville, CA [42100]	341	219	1.5%
Denver-Aurora, CO [19740]	284	269	1.3%
Boulder, CO [14500]	261	230	1.2%
Baltimore-Towson, MD [12580]	228	196	1%
Palm Bay-Melbourne-Titusville, FL [37340]	206	169	0.9%
Allentown-Bethlehem-Easton, PA-NJ [10900]	167	97	0.7%
Minneapolis-St. Paul-Bloomington, MN-WI [33460]	157	154	0.7%
Cedar Rapids, IA [16300]	145	183	0.6%
Oxnard-Thousand Oaks-Ventura, CA [37100]	136	106	0.6%
Iowa City, IA [26980]	130	140	0.6%
Ann Arbor, MI [11460]	130	85	0.6%
Manchester-Nashua, NH [31700]	124	90	0.6%
Orlando-Kissimmee, FL [36740]	115	109	0.5%
Greeley, CO [24540]	104	92	0.5%
Modesto, CA [33700]	94	34	0.4%
Rochester, NY [40380]	93	136	0.4%
Indianapolis-Carmel, IN [26900]	93	94	0.4%
Tampa-St. Petersburg-Clearwater, FL [45300]	91	90	0.4%
Sacramento--Arden-Arcade--Roseville, CA [40900]	89	88	0.4%
Trenton-Ewing, NJ [45940]	89	55	0.4%
Worcester, MA [49340]	83	56	0.4%
Fort Collins-Loveland, CO [22660]	77	61	0.3%
Riverside-San Bernardino-Ontario, CA [40140]	77	51	0.3%
Houston-Sugar Land-Baytown, TX [26420]	63	69	0.3%
Akron, OH [10420]	63	52	0.3%
Greensboro-High Point, NC [24660]	62	75	0.3%
Milwaukee-Waukesha-West Allis, WI [33340]	58	60	0.3%
Pittsburgh, PA [38300]	57	77	0.3%
San Antonio, TX [41700]	57	49	0.3%

Stockton, CA [44700]	57	13	0.3%
Bridgeport-Stamford-Norwalk, CT [14860]	53	42	0.2%
Cleveland-Elyria-Mentor, OH [17460]	52	44	0.2%
Salt Lake City, UT [41620]	49	54	0.2%
Reading, PA [39740]	45	24	0.2%
Boise City-Nampa, ID [14260]	42	43	0.2%
Las Vegas-Paradise, NV [29820]	41	37	0.2%
Lynchburg, VA [31340]	40	53	0.2%
Charlotte-Gastonia-Concord, NC-SC [16740]	39	46	0.2%
Columbus, OH [18140]	37	42	0.2%
Laredo, TX [29700]	37	36	0.2%
Providence-New Bedford-Fall River, RI-MA [39300]	37	29	0.2%
Colorado Springs, CO [17820]	35	44	0.2%
Bremerton-Silverdale, WA [14740]	35	26	0.2%
Omaha-Council Bluffs, NE-IA [36540]	34	46	0.2%
Barnstable Town, MA [12700]	34	14	0.2%
Rochester, MN [40340]	33	27	0.1%
Cincinnati-Middletown, OH-KY-IN [17140]	31	36	0.1%
Albuquerque, NM [10740]	31	25	0.1%
Burlington, NC [15500]	30	12	0.1%
Santa Rosa-Petaluma, CA [42220]	29	29	0.1%
Flint, MI [22420]	27	19	0.1%
Provo-Orem, UT [39340]	26	28	0.1%
Huntsville, AL [26620]	25	35	0.1%
Albany-Schenectady-Troy, NY [10580]	25	22	0.1%
Topeka, KS [45820]	25	14	0.1%
Winston-Salem, NC [49180]	24	27	0.1%
Gainesville, GA [23580]	24	17	0.1%
Jacksonville, FL [27260]	24	13	0.1%
Champaign-Urbana, IL [16580]	23	22	0.1%
Vallejo-Fairfield, CA [46700]	23	15	0.1%
Fort Wayne, IN [23060]	22	29	0.1%
Madison, WI [31540]	22	19	0.1%
Tucson, AZ [46060]	21	25	0.1%
Reno-Sparks, NV [39900]	21	24	0.1%
Spokane, WA [44060]	20	24	0.1%
Syracuse, NY [45060]	20	19	0.1%
Hartford-West Hartford-East Hartford, CT [25540]	19	16	0.1%
St. Louis, MO-IL [41180]	19	14	0.1%
Nashville-Davidson--Murfreesboro--Franklin, TN [34980]	18	21	0.1%
Gainesville, FL [23540]	17	19	0.1%
Rockford, IL [40420]	17	14	0.1%
Birmingham-Hoover, AL [13820]	17	13	0.1%
Racine, WI [39540]	17	13	0.1%
New Haven-Milford, CT [35300]	16	16	0.1%
Richmond, VA [40060]	16	15	0.1%
Canton-Massillon, OH [15940]	16	11	0.1%
Wilmington, NC [48900]	16	6	0.1%
Charlottesville, VA [16820]	16	5	0.1%
Deltona-Daytona Beach-Ormond Beach, FL [19660]	14	10	0.1%
Grand Rapids-Wyoming, MI [24340]	14	10	0.1%
Lansing-East Lansing, MI [29620]	14	7	0.1%
Medford, OR [32780]	14	6	0.1%
Salinas, CA [41500]	13	10	0.1%
Cape Coral-Fort Myers, FL [15980]	13	10	0.1%
San Luis Obispo-Paso Robles, CA [42020]	13	9	0.1%
Salem, OR [41420]	12	11	0.1%
Port St. Lucie, FL [38940]	12	11	0.1%
York-Hanover, PA [49620]	11	10	0%
Yuba City, CA [49700]	11	10	0%
Portland-South Portland-Biddeford, ME [38860]	11	10	0%
Tallahassee, FL [45220]	11	8	0%
Burlington-South Burlington, VT [15540]	10	21	0%
Ocala, FL [36100]	10	9	0%
Oklahoma City, OK [36420]	10	9	0%



Springfield, MA [44140]	10	8	0%
Asheville, NC [11700]	9	7	0%
Lancaster, PA [29540]	9	7	0%
Fresno, CA [23420]	9	5	0%
Erie, PA [21500]	9	5	0%
Ogden-Clearfield, UT [36260]	8	13	0%
Bloomington, IN [14020]	8	12	0%
Tulsa, OK [46140]	8	9	0%
Knoxville, TN [28940]	8	9	0%
Binghamton, NY [13780]	8	8	0%
Lakeland, FL [29460]	8	8	0%
Macon, GA [31420]	8	6	0%
College Station-Bryan, TX [17780]	8	6	0%
Blacksburg-Christiansburg-Radford, VA [13980]	8	4	0%
Bend, OR [13460]	8	3	0%
Lexington-Fayette, KY [30460]	7	14	0%
State College, PA [44300]	7	11	0%
Jackson, MS [27140]	7	10	0%
Buffalo-Niagara Falls, NY [15380]	7	9	0%
Kennewick-Richland-Pasco, WA [28420]	7	8	0%
Punta Gorda, FL [39460]	7	4	0%
Jackson, MI [27100]	7	3	0%
Des Moines-West Des Moines, IA [19780]	7	2	0%
New Orleans-Metairie-Kenner, LA [35380]	6	10	0%
Louisville/Jefferson County, KY-IN [31140]	6	7	0%
Memphis, TN-MS-AR [32820]	6	6	0%
Virginia Beach-Norfolk-Newport News, VA-NC [47260]	6	5	0%
South Bend-Mishawaka, IN-MI [43780]	6	5	0%
Roanoke, VA [40220]	6	5	0%
Appleton, WI [11540]	5	8	0%
Little Rock-North Little Rock-Conway, AR [30780]	5	7	0%
Naples-Marco Island, FL [34940]	5	5	0%
Eugene-Springfield, OR [21660]	5	4	0%
Montgomery, AL [33860]	5	4	0%
Charleston-North Charleston, SC [16700]	5	3	0%
Janesville, WI [27500]	5	3	0%
Huntington-Ashland, WV-KY-OH [26580]	5	2	0%
Chattanooga, TN-GA [16860]	5	1	0%
Kingsport-Bristol-Bristol, TN-VA [28700]	4	6	0%
Columbia, SC [17900]	4	6	0%
Lincoln, NE [30700]	4	6	0%
Saginaw-Saginaw Township North, MI [40980]	4	6	0%
Peoria, IL [37900]	4	5	0%
Kalamazoo-Portage, MI [28020]	4	5	0%
Sioux City, IA-NE-SD [43580]	4	5	0%
Olympia, WA [36500]	4	4	0%
Bellingham, WA [13380]	4	4	0%
Dayton, OH [19380]	4	4	0%
McAllen-Edinburg-Mission, TX [32580]	4	3	0%
Bakersfield, CA [12540]	4	3	0%
Hagerstown-Martinsburg, MD-WV [25180]	4	3	0%
Toledo, OH [45780]	4	3	0%
Oshkosh-Neenah, WI [36780]	3	7	0%
Fayetteville-Springdale-Rogers, AR-MO [22220]	3	5	0%
Eau Claire, WI [20740]	3	5	0%
Greenville-Mauldin-Easley, SC [24860]	3	4	0%
Greenville, NC [24780]	3	3	0%
Tuscaloosa, AL [46220]	3	3	0%
Bowling Green, KY [14540]	3	3	0%
Anchorage, AK [11260]	3	3	0%
Athens-Clarke County, GA [12020]	3	3	0%
Springfield, MO [44180]	3	3	0%
St. Cloud, MN [41060]	3	3	0%
Shreveport-Bossier City, LA [43340]	3	2	0%
Green Bay, WI [24580]	3	2	0%

Killeen-Temple-Fort Hood, TX [28660]	3	2	0%
Fargo, ND-MN [22020]	3	1	0%
Utica-Rome, NY [46540]	2	5	0%
Panama City-Lynn Haven, FL [37460]	2	4	0%
Norwich-New London, CT [35980]	2	3	0%
Chico, CA [17020]	2	3	0%
Hickory-Lenoir-Morganton, NC [25860]	2	2	0%
Mobile, AL [33660]	2	2	0%
Spartanburg, SC [43900]	2	2	0%
Niles-Benton Harbor, MI [35660]	2	2	0%
Columbia, MO [17860]	2	2	0%
Harrisburg-Carlisle, PA [25420]	2	2	0%
Longview, TX [30980]	2	2	0%
Visalia-Porterville, CA [47300]	2	1	0%
Muskegon-Norton Shores, MI [34740]	2	1	0%
Elkhart-Goshen, IN [21140]	2	1	0%

> CROP THRESHING OR SEPARATING [460] - {240} : (50)

Metro Region	Patents	Inventors	% Of Class
Davenport-Moline-Rock Island, IA-IL [19340]	106	113	44.2%
Lancaster, PA [29540]	75	43	31.3%
Harrisburg-Carlisle, PA [25420]	26	2	10.8%
Chicago-Naperville-Joliet, IL-IN-WI [16980]	24	18	10%
Wichita, KS [48620]	17	15	7.1%
Philadelphia-Camden-Wilmington, PA-NJ-DE-MD [37980]	11	4	4.6%
York-Hanover, PA [49620]	6	2	2.5%
Janesville, WI [27500]	6	1	2.5%
Detroit-Warren-Livonia, MI [19820]	5	3	2.1%
Miami-Fort Lauderdale-Pompano Beach, FL [33100]	4	4	1.7%
Reading, PA [39740]	4	3	1.7%
Sioux Falls, SD [43620]	4	1	1.7%
Spokane, WA [44060]	4	1	1.7%
Richmond, VA [40060]	3	7	1.3%
Washington-Arlington-Alexandria, DC-VA-MD-WV [47900]	3	3	1.3%
New York-Northern New Jersey-Long Island, NY-NJ-PA [35620]	3	3	1.3%
Kansas City, MO-KS [28140]	3	3	1.3%
South Bend-Mishawaka, IN-MI [43780]	3	1	1.3%
Ann Arbor, MI [11460]	3	1	1.3%
Boston-Cambridge-Quincy, MA-NH [14460]	2	2	0.8%
Atlantic City, NJ [12100]	2	2	0.8%
Baltimore-Towson, MD [12580]	2	2	0.8%
Dallas-Fort Worth-Arlington, TX [19100]	2	2	0.8%
Indianapolis-Carmel, IN [26900]	2	1	0.8%
Knoxville, TN [28940]	2	1	0.8%
Topeka, KS [45820]	2	1	0.8%
Buffalo-Niagara Falls, NY [15380]	2	1	0.8%

> BOOKS, STRIPS, AND LEAVES FOR MANIFOLDING [462] - {69} : (40)

Metro Region	Patents	Inventors	% Of Class
Detroit-Warren-Livonia, MI [19820]	12	10	17.4%
Indianapolis-Carmel, IN [26900]	9	12	13%
Milwaukee-Waukesha-West Allis, WI [33340]	8	19	11.6%
Chicago-Naperville-Joliet, IL-IN-WI [16980]	5	9	7.2%
Boston-Cambridge-Quincy, MA-NH [14460]	4	8	5.8%
New York-Northern New Jersey-Long Island, NY-NJ-PA [35620]	3	5	4.3%

Houston-Sugar Land-Baytown, TX [26420]	3	5	4.3%
Reno-Sparks, NV [39900]	3	4	4.3%
Riverside-San Bernardino-Ontario, CA [40140]	3	4	4.3%
Atlanta-Sandy Springs-Marietta, GA [12060]	3	3	4.3%
Providence-New Bedford-Fall River, RI-MA [39300]	2	3	2.9%
Racine, WI [39540]	2	2	2.9%
Oshkosh-Neenah, WI [36780]	2	2	2.9%
Baton Rouge, LA [12940]	2	1	2.9%
Cape Coral-Fort Myers, FL [15980]	2	1	2.9%
Oxnard-Thousand Oaks-Ventura, CA [37100]	2	1	2.9%
Dallas-Fort Worth-Arlington, TX [19100]	2	1	2.9%
Kalamazoo-Portage, MI [28020]	2	1	2.9%
Las Vegas-Paradise, NV [29820]	2	1	2.9%
Naples-Marco Island, FL [34940]	2	1	2.9%
Grand Rapids-Wyoming, MI [24340]	2	1	2.9%
Columbia, SC [17900]	2	1	2.9%

> AMUSEMENT DEVICES: GAMES [463] - {5448} : (156)

Metro Region	Patents	Inventors	% Of Class
Reno-Sparks, NV [39900]	1400	569	25.7%
Las Vegas-Paradise, NV [29820]	1118	602	20.5%
Chicago-Naperville-Joliet, IL-IN-WI [16980]	777	396	14.3%
San Francisco-Oakland-Fremont, CA [41860]	595	419	10.9%
New York-Northern New Jersey-Long Island, NY-NJ-PA [35620]	479	214	8.8%
Bridgeport-Stamford-Norwalk, CT [14860]	383	70	7%
Seattle-Tacoma-Bellevue, WA [42660]	266	493	4.9%
San Jose-Sunnyvale-Santa Clara, CA [41940]	255	173	4.7%
Boston-Cambridge-Quincy, MA-NH [14460]	235	155	4.3%
Austin-Round Rock, TX [12420]	147	114	2.7%
Atlanta-Sandy Springs-Marietta, GA [12060]	117	86	2.1%
Philadelphia-Camden-Wilmington, PA-NJ-DE-MD [37980]	101	50	1.9%
San Diego-Carlsbad-San Marcos, CA [41740]	74	93	1.4%
Washington-Arlington-Alexandria, DC-VA-MD-WV [47900]	61	44	1.1%
Providence-New Bedford-Fall River, RI-MA [39300]	57	40	1%
Dallas-Fort Worth-Arlington, TX [19100]	55	54	1%
Minneapolis-St. Paul-Bloomington, MN-WI [33460]	52	24	1%
Atlantic City, NJ [12100]	49	17	0.9%
Denver-Aurora, CO [19740]	45	43	0.8%
Phoenix-Mesa-Scottsdale, AZ [38060]	44	24	0.8%
Stockton, CA [44700]	36	7	0.7%
Portland-Vancouver-Beaverton, OR-WA [38900]	35	29	0.6%
Modesto, CA [33700]	32	5	0.6%
Miami-Fort Lauderdale-Pompano Beach, FL [33100]	31	22	0.6%
Boulder, CO [14500]	30	33	0.6%
Oxnard-Thousand Oaks-Ventura, CA [37100]	28	23	0.5%
Springfield, MA [44140]	28	6	0.5%
Santa Cruz-Watsonville, CA [42100]	25	14	0.5%
Tulsa, OK [46140]	24	18	0.4%
Sacramento--Arden-Arcade--Roseville, CA [40900]	24	14	0.4%
Durham, NC [20500]	23	32	0.4%
Houston-Sugar Land-Baytown, TX [26420]	21	19	0.4%
Raleigh-Cary, NC [39580]	20	31	0.4%
Baltimore-Towson, MD [12580]	20	13	0.4%
Riverside-San Bernardino-Ontario, CA [40140]	19	13	0.3%
York-Hanover, PA [49620]	19	8	0.3%
Spokane, WA [44060]	18	14	0.3%
Cincinnati-Middletown, OH-KY-IN [17140]	17	25	0.3%
Greeley, CO [24540]	15	15	0.3%
Orlando-Kissimmee, FL [36740]	14	29	0.3%
Fort Collins-Loveland, CO [22660]	13	8	0.2%
Charlotte-Gastonia-Concord, NC-SC [16740]	12	14	0.2%

Indianapolis-Carmel, IN [26900]	12	11	0.2%
Santa Rosa-Petaluma, CA [42220]	12	6	0.2%
Salt Lake City, UT [41620]	11	24	0.2%
Pittsburgh, PA [38300]	11	17	0.2%
San Antonio, TX [41700]	10	12	0.2%
Albany-Schenectady-Troy, NY [10580]	10	11	0.2%
Norwich-New London, CT [35980]	10	6	0.2%
Tucson, AZ [46060]	10	5	0.2%
Cape Coral-Fort Myers, FL [15980]	10	4	0.2%
Palm Bay-Melbourne-Titusville, FL [37340]	9	16	0.2%
Detroit-Warren-Livonia, MI [19820]	9	7	0.2%
Vallejo-Fairfield, CA [46700]	9	7	0.2%
Charlottesville, VA [16820]	9	6	0.2%
Racine, WI [39540]	9	4	0.2%
Hartford-West Hartford-East Hartford, CT [25540]	9	4	0.2%
Tallahassee, FL [45220]	9	2	0.2%
Fresno, CA [23420]	9	1	0.2%
Kansas City, MO-KS [28140]	8	13	0.1%
Milwaukee-Waukesha-West Allis, WI [33340]	8	9	0.1%
Louisville/Jefferson County, KY-IN [31140]	8	7	0.1%
Nashville-Davidson--Murfreesboro--Franklin, TN [34980]	8	4	0.1%
Madison, WI [31540]	8	3	0.1%
Buffalo-Niagara Falls, NY [15380]	7	11	0.1%
Tampa-St. Petersburg-Clearwater, FL [45300]	7	6	0.1%
Albuquerque, NM [10740]	7	5	0.1%
Omaha-Council Bluffs, NE-IA [36540]	7	3	0.1%
Memphis, TN-MS-AR [32820]	7	2	0.1%
Des Moines-West Des Moines, IA [19780]	7	1	0.1%
Cleveland-Elyria-Mentor, OH [17460]	6	8	0.1%
Manchester-Nashua, NH [31700]	6	6	0.1%
Worcester, MA [49340]	6	6	0.1%
Rochester, NY [40380]	6	5	0.1%
Greenville-Mauldin-Easley, SC [24860]	6	4	0.1%
Vineland-Millville-Bridgeton, NJ [47220]	6	2	0.1%
Springfield, IL [44100]	6	2	0.1%
Akron, OH [10420]	5	8	0.1%
Grand Rapids-Wyoming, MI [24340]	5	7	0.1%
Portland-South Portland-Biddeford, ME [38860]	5	5	0.1%
New Haven-Milford, CT [35300]	5	5	0.1%
Gainesville, GA [23580]	5	5	0.1%
Harrisburg-Carlisle, PA [25420]	5	4	0.1%
Baton Rouge, LA [12940]	5	3	0.1%
Salinas, CA [41500]	5	2	0.1%
Naples-Marco Island, FL [34940]	5	2	0.1%
Provo-Orem, UT [39340]	4	6	0.1%
Laredo, TX [29700]	4	6	0.1%
Rockford, IL [40420]	4	4	0.1%
Columbus, OH [18140]	4	4	0.1%
Utica-Rome, NY [46540]	4	3	0.1%
Yuba City, CA [49700]	4	3	0.1%
Spartanburg, SC [43900]	4	2	0.1%
Trenton-Ewing, NJ [45940]	4	2	0.1%
Charleston-North Charleston, SC [16700]	4	1	0.1%
South Bend-Mishawaka, IN-MI [43780]	4	1	0.1%
Toledo, OH [45780]	4	1	0.1%
Pueblo, CO [39380]	4	1	0.1%
Olympia, WA [36500]	3	3	0.1%
Dayton, OH [19380]	3	3	0.1%
Deltona-Daytona Beach-Ormond Beach, FL [19660]	3	3	0.1%
Oklahoma City, OK [36420]	3	2	0.1%
College Station-Bryan, TX [17780]	3	2	0.1%
Chico, CA [17020]	3	2	0.1%
Iowa City, IA [26980]	3	1	0.1%
Appleton, WI [11540]	3	1	0.1%
Oshkosh-Neenah, WI [36780]	3	1	0.1%

Lynchburg, VA [31340]	3	1	0.1%
Rochester, MN [40340]	2	4	0%
Richmond, VA [40060]	2	3	0%
Canton-Massillon, OH [15940]	2	2	0%
Boise City-Nampa, ID [14260]	2	2	0%
Youngstown-Warren-Boardman, OH-PA [49660]	2	2	0%
Lexington-Fayette, KY [30460]	2	2	0%
Allentown-Bethlehem-Easton, PA-NJ [10900]	2	2	0%
Visalia-Porterville, CA [47300]	2	2	0%
Kingston, NY [28740]	2	2	0%
Amarillo, TX [11100]	2	1	0%
Myrtle Beach-Conway-North Myrtle Beach, SC [34820]	2	1	0%
Waterloo-Cedar Falls, IA [47940]	2	1	0%
Virginia Beach-Norfolk-Newport News, VA-NC [47260]	2	1	0%

> ROTARY SHAFTS, GUDGEONS, HOUSINGS, AND FLEXIBLE COUPLINGS FOR ROTARY SHAFTS [464] - {353}  
: (89)

Metro Region	Patents	Inventors	% Of Class
Detroit-Warren-Livonia, MI [19820]	136	136	38.5%
Saginaw-Saginaw Township North, MI [40980]	32	33	9.1%
Ann Arbor, MI [11460]	28	19	7.9%
Toledo, OH [45780]	26	31	7.4%
Flint, MI [22420]	19	14	5.4%
Milwaukee-Waukesha-West Allis, WI [33340]	11	15	3.1%
Chicago-Naperville-Joliet, IL-IN-WI [16980]	10	13	2.8%
Philadelphia-Camden-Wilmington, PA-NJ-DE-MD [37980]	9	9	2.5%
Cleveland-Elyria-Mentor, OH [17460]	8	10	2.3%
Hartford-West Hartford-East Hartford, CT [25540]	8	9	2.3%
Dallas-Fort Worth-Arlington, TX [19100]	7	17	2%
Boulder, CO [14500]	7	7	2%
New York-Northern New Jersey-Long Island, NY-NJ-PA [35620]	7	5	2%
Canton-Massillon, OH [15940]	7	2	2%
Baltimore-Towson, MD [12580]	6	8	1.7%
Indianapolis-Carmel, IN [26900]	6	7	1.7%
Akron, OH [10420]	6	4	1.7%
Phoenix-Mesa-Scottsdale, AZ [38060]	5	12	1.4%
Greeley, CO [24540]	5	6	1.4%
San Diego-Carlsbad-San Marcos, CA [41740]	5	6	1.4%
Panama City-Lynn Haven, FL [37460]	5	1	1.4%
Cincinnati-Middletown, OH-KY-IN [17140]	4	8	1.1%
Fort Collins-Loveland, CO [22660]	4	5	1.1%
Lancaster, PA [29540]	4	5	1.1%
Seattle-Tacoma-Bellevue, WA [42660]	4	3	1.1%
Waterloo-Cedar Falls, IA [47940]	3	8	0.8%
Denver-Aurora, CO [19740]	3	5	0.8%
Lafayette, LA [29180]	3	4	0.8%
Rockford, IL [40420]	3	4	0.8%
San Jose-Sunnyvale-Santa Clara, CA [41940]	3	4	0.8%
Peoria, IL [37900]	3	3	0.8%
Charlotte-Gastonia-Concord, NC-SC [16740]	3	3	0.8%
Durham, NC [20500]	3	3	0.8%
York-Hanover, PA [49620]	3	2	0.8%
Greenville-Mauldin-Easley, SC [24860]	3	2	0.8%
Allentown-Bethlehem-Easton, PA-NJ [10900]	3	2	0.8%
Erie, PA [21500]	2	6	0.6%
Kalamazoo-Portage, MI [28020]	2	5	0.6%
Syracuse, NY [45060]	2	4	0.6%
Lincoln, NE [30700]	2	4	0.6%
Santa Cruz-Watsonville, CA [42100]	2	4	0.6%
Houston-Sugar Land-Baytown, TX [26420]	2	3	0.6%
Omaha-Council Bluffs, NE-IA [36540]	2	3	0.6%

Worcester, MA [49340]	2	2	0.6%
Riverside-San Bernardino-Ontario, CA [40140]	2	2	0.6%
Providence-New Bedford-Fall River, RI-MA [39300]	2	2	0.6%
Columbus, OH [18140]	2	2	0.6%
San Francisco-Oakland-Fremont, CA [41860]	2	2	0.6%
Utica-Rome, NY [46540]	2	2	0.6%
South Bend-Mishawaka, IN-MI [43780]	2	2	0.6%
Las Cruces, NM [29740]	2	1	0.6%
El Paso, TX [21340]	2	1	0.6%

> THREADED, HEADED FASTENER, OR WASHER MAKING: PROCESS AND APPARATUS [470] - {36} : (26)

Metro Region	Patents	Inventors	% Of Class
Detroit-Warren-Livonia, MI [19820]	7	8	19.4%
Chicago-Naperville-Joliet, IL-IN-WI [16980]	3	6	8.3%
Worcester, MA [49340]	3	1	8.3%
Dayton, OH [19380]	2	5	5.6%
Rockford, IL [40420]	2	4	5.6%
Fayetteville-Springdale-Rogers, AR-MO [22220]	2	3	5.6%
New Haven-Milford, CT [35300]	2	3	5.6%
Charlotte-Gastonia-Concord, NC-SC [16740]	2	2	5.6%
Cincinnati-Middletown, OH-KY-IN [17140]	2	2	5.6%
Riverside-San Bernardino-Ontario, CA [40140]	2	1	5.6%
Boston-Cambridge-Quincy, MA-NH [14460]	2	1	5.6%
Memphis, TN-MS-AR [32820]	2	1	5.6%
Ann Arbor, MI [11460]	2	1	5.6%

> AMUSEMENT DEVICES [472] - {308} : (95)

Metro Region	Patents	Inventors	% Of Class
San Antonio, TX [41700]	38	6	12.3%
Buffalo-Niagara Falls, NY [15380]	24	29	7.8%
Philadelphia-Camden-Wilmington, PA-NJ-DE-MD [37980]	21	15	6.8%
Reading, PA [39740]	21	13	6.8%
Orlando-Kissimmee, FL [36740]	19	26	6.2%
New York-Northern New Jersey-Long Island, NY-NJ-PA [35620]	17	19	5.5%
Chicago-Naperville-Joliet, IL-IN-WI [16980]	15	17	4.9%
Providence-New Bedford-Fall River, RI-MA [39300]	15	11	4.9%
Oxnard-Thousand Oaks-Ventura, CA [37100]	14	13	4.5%
Lancaster, PA [29540]	14	11	4.5%
Palm Bay-Melbourne-Titusville, FL [37340]	13	17	4.2%
Houston-Sugar Land-Baytown, TX [26420]	13	5	4.2%
Atlanta-Sandy Springs-Marietta, GA [12060]	11	17	3.6%
Minneapolis-St. Paul-Bloomington, MN-WI [33460]	10	8	3.2%
San Francisco-Oakland-Fremont, CA [41860]	10	4	3.2%
Phoenix-Mesa-Scottsdale, AZ [38060]	9	6	2.9%
Dallas-Fort Worth-Arlington, TX [19100]	8	10	2.6%
San Diego-Carlsbad-San Marcos, CA [41740]	8	1	2.6%
Boston-Cambridge-Quincy, MA-NH [14460]	7	4	2.3%
Cleveland-Elyria-Mentor, OH [17460]	7	4	2.3%
Springfield, IL [44100]	7	1	2.3%
Baltimore-Towson, MD [12580]	4	6	1.3%
Riverside-San Bernardino-Ontario, CA [40140]	4	5	1.3%
Austin-Round Rock, TX [12420]	4	4	1.3%
Seattle-Tacoma-Bellevue, WA [42660]	4	4	1.3%
Las Vegas-Paradise, NV [29820]	4	3	1.3%
Raleigh-Cary, NC [39580]	4	3	1.3%
San Jose-Sunnyvale-Santa Clara, CA [41940]	3	7	1%

Janesville, WI [27500]	3	4	1%
Greensboro-High Point, NC [24660]	3	4	1%
Provo-Orem, UT [39340]	3	3	1%
Tucson, AZ [46060]	3	3	1%
Amarillo, TX [11100]	3	3	1%
Lakeland, FL [29460]	3	3	1%
Charlotte-Gastonia-Concord, NC-SC [16740]	3	3	1%
Miami-Fort Lauderdale-Pompano Beach, FL [33100]	3	3	1%
Washington-Arlington-Alexandria, DC-VA-MD-WV [47900]	3	3	1%
Denver-Aurora, CO [19740]	3	3	1%
Durham, NC [20500]	3	2	1%
Gainesville, GA [23580]	3	2	1%
Evansville, IN-KY [21780]	3	2	1%
Hartford-West Hartford-East Hartford, CT [25540]	3	2	1%
Milwaukee-Waukesha-West Allis, WI [33340]	3	1	1%
Ogden-Clearfield, UT [36260]	2	4	0.6%
Jacksonville, FL [27260]	2	3	0.6%
Utica-Rome, NY [46540]	2	3	0.6%
Columbus, OH [18140]	2	2	0.6%
Colorado Springs, CO [17820]	2	2	0.6%
Bakersfield, CA [12540]	2	2	0.6%
Roanoke, VA [40220]	2	2	0.6%
Kalamazoo-Portage, MI [28020]	2	2	0.6%
State College, PA [44300]	2	2	0.6%
Salt Lake City, UT [41620]	2	2	0.6%
Erie, PA [21500]	2	2	0.6%
Richmond, VA [40060]	2	2	0.6%
Portland-South Portland-Biddeford, ME [38860]	2	1	0.6%
Bridgeport-Stamford-Norwalk, CT [14860]	2	1	0.6%
Columbia, SC [17900]	2	1	0.6%

> GAMES USING TANGIBLE PROJECTILE [473] - {4355} : (216)

Metro Region	Patents	Inventors	% Of Class
San Diego-Carlsbad-San Marcos, CA [41740]	1048	414	24.1%
Providence-New Bedford-Fall River, RI-MA [39300]	535	98	12.3%
Boston-Cambridge-Quincy, MA-NH [14460]	346	102	7.9%
Dallas-Fort Worth-Arlington, TX [19100]	296	107	6.8%
Phoenix-Mesa-Scottsdale, AZ [38060]	199	134	4.6%
Riverside-San Bernardino-Ontario, CA [40140]	196	50	4.5%
New York-Northern New Jersey-Long Island, NY-NJ-PA [35620]	195	185	4.5%
Portland-Vancouver-Beaverton, OR-WA [38900]	177	91	4.1%
Chicago-Naperville-Joliet, IL-IN-WI [16980]	169	145	3.9%
Springfield, MA [44140]	140	40	3.2%
Detroit-Warren-Livonia, MI [19820]	105	77	2.4%
Philadelphia-Camden-Wilmington, PA-NJ-DE-MD [37980]	83	46	1.9%
San Francisco-Oakland-Fremont, CA [41860]	76	75	1.7%
Worcester, MA [49340]	75	15	1.7%
Oxnard-Thousand Oaks-Ventura, CA [37100]	63	29	1.4%
Washington-Arlington-Alexandria, DC-VA-MD-WV [47900]	62	45	1.4%
San Jose-Sunnyvale-Santa Clara, CA [41940]	49	46	1.1%
Columbus, OH [18140]	47	54	1.1%
Atlanta-Sandy Springs-Marietta, GA [12060]	47	47	1.1%
Miami-Fort Lauderdale-Pompano Beach, FL [33100]	47	42	1.1%
Baltimore-Towson, MD [12580]	47	35	1.1%
Seattle-Tacoma-Bellevue, WA [42660]	44	47	1%
Huntsville, AL [26620]	42	11	1%
Minneapolis-St. Paul-Bloomington, MN-WI [33460]	39	37	0.9%
Salt Lake City, UT [41620]	36	17	0.8%
Orlando-Kissimmee, FL [36740]	33	31	0.8%
Hartford-West Hartford-East Hartford, CT [25540]	29	27	0.7%
Cleveland-Elyria-Mentor, OH [17460]	28	32	0.6%

Tampa-St. Petersburg-Clearwater, FL [45300]	27	25	0.6%
Denver-Aurora, CO [19740]	26	31	0.6%
Indianapolis-Carmel, IN [26900]	26	24	0.6%
Kansas City, MO-KS [28140]	26	21	0.6%
Pittsburgh, PA [38300]	25	27	0.6%
Houston-Sugar Land-Baytown, TX [26420]	25	24	0.6%
Milwaukee-Waukesha-West Allis, WI [33340]	23	19	0.5%
Greenville-Mauldin-Easley, SC [24860]	21	18	0.5%
Albany-Schenectady-Troy, NY [10580]	19	6	0.4%
Akron, OH [10420]	18	26	0.4%
Ogden-Clearfield, UT [36260]	18	19	0.4%
Evansville, IN-KY [21780]	18	17	0.4%
Cape Coral-Fort Myers, FL [15980]	18	15	0.4%
Charlotte-Gastonia-Concord, NC-SC [16740]	17	24	0.4%
Bridgeport-Stamford-Norwalk, CT [14860]	17	19	0.4%
Provo-Orem, UT [39340]	17	16	0.4%
Austin-Round Rock, TX [12420]	17	12	0.4%
Buffalo-Niagara Falls, NY [15380]	16	21	0.4%
New Haven-Milford, CT [35300]	16	18	0.4%
Palm Bay-Melbourne-Titusville, FL [37340]	16	17	0.4%
Durham, NC [20500]	16	13	0.4%
Sacramento--Arden-Arcade--Roseville, CA [40900]	16	12	0.4%
Boulder, CO [14500]	15	14	0.3%
Cincinnati-Middletown, OH-KY-IN [17140]	15	14	0.3%
Fort Collins-Loveland, CO [22660]	15	10	0.3%
Santa Cruz-Watsonville, CA [42100]	14	12	0.3%
Raleigh-Cary, NC [39580]	14	11	0.3%
Greeley, CO [24540]	14	11	0.3%
Louisville/Jefferson County, KY-IN [31140]	14	10	0.3%
Champaign-Urbana, IL [16580]	14	2	0.3%
Jacksonville, FL [27260]	13	15	0.3%
Las Vegas-Paradise, NV [29820]	13	14	0.3%
Rochester, NY [40380]	13	13	0.3%
Birmingham-Hoover, AL [13820]	13	10	0.3%
Norwich-New London, CT [35980]	13	3	0.3%
Billings, MT [13740]	13	3	0.3%
Richmond, VA [40060]	12	20	0.3%
St. Louis, MO-IL [41180]	12	12	0.3%
Port St. Lucie, FL [38940]	12	11	0.3%
Reno-Sparks, NV [39900]	11	12	0.3%
Flint, MI [22420]	11	10	0.3%
Des Moines-West Des Moines, IA [19780]	11	8	0.3%
Rockford, IL [40420]	10	12	0.2%
Madison, WI [31540]	10	9	0.2%
Syracuse, NY [45060]	10	6	0.2%
Virginia Beach-Norfolk-Newport News, VA-NC [47260]	9	12	0.2%
Tucson, AZ [46060]	9	11	0.2%
Omaha-Council Bluffs, NE-IA [36540]	9	11	0.2%
San Antonio, TX [41700]	9	9	0.2%
Deltona-Daytona Beach-Ormond Beach, FL [19660]	9	9	0.2%
Winston-Salem, NC [49180]	9	9	0.2%
Muskegon-Norton Shores, MI [34740]	9	8	0.2%
Ann Arbor, MI [11460]	9	7	0.2%
Nashville-Davidson--Murfreesboro--Franklin, TN [34980]	9	7	0.2%
Lansing-East Lansing, MI [29620]	9	4	0.2%
Grand Rapids-Wyoming, MI [24340]	8	9	0.2%
Santa Rosa-Petaluma, CA [42220]	8	7	0.2%
Knoxville, TN [28940]	8	6	0.2%
San Luis Obispo-Paso Robles, CA [42020]	8	6	0.2%
Racine, WI [39540]	8	5	0.2%
Youngstown-Warren-Boardman, OH-PA [49660]	7	7	0.2%
Boise City-Nampa, ID [14260]	7	7	0.2%
Lakeland, FL [29460]	7	5	0.2%
Kingston, NY [28740]	7	5	0.2%
Bend, OR [13460]	7	5	0.2%



Allentown-Bethlehem-Easton, PA-NJ [10900]	7	4	0.2%
Peoria, IL [37900]	7	4	0.2%
Memphis, TN-MS-AR [32820]	6	8	0.1%
Canton-Massillon, OH [15940]	6	6	0.1%
Naples-Marco Island, FL [34940]	6	6	0.1%
Tulsa, OK [46140]	6	6	0.1%
Laredo, TX [29700]	6	6	0.1%
Jackson, MS [27140]	6	5	0.1%
Modesto, CA [33700]	6	5	0.1%
Trenton-Ewing, NJ [45940]	6	4	0.1%
New Orleans-Metairie-Kenner, LA [35380]	6	4	0.1%
Portland-South Portland-Biddeford, ME [38860]	6	4	0.1%
Albuquerque, NM [10740]	5	7	0.1%
Hickory-Lenoir-Morganton, NC [25860]	5	7	0.1%
Dayton, OH [19380]	5	5	0.1%
Ocala, FL [36100]	5	5	0.1%
Fort Wayne, IN [23060]	5	5	0.1%
Charleston-North Charleston, SC [16700]	5	5	0.1%
Shreveport-Bossier City, LA [43340]	5	5	0.1%
South Bend-Mishawaka, IN-MI [43780]	5	4	0.1%
Spokane, WA [44060]	5	3	0.1%
Las Cruces, NM [29740]	5	2	0.1%
Punta Gorda, FL [39460]	4	5	0.1%
Lincoln, NE [30700]	4	5	0.1%
Manchester-Nashua, NH [31700]	4	4	0.1%
Wilmington, NC [48900]	4	4	0.1%
Stockton, CA [44700]	4	4	0.1%
Lafayette, LA [29180]	4	4	0.1%
Greensboro-High Point, NC [24660]	4	4	0.1%
Lancaster, PA [29540]	4	4	0.1%
Vallejo-Fairfield, CA [46700]	4	3	0.1%
Eugene-Springfield, OR [21660]	4	3	0.1%
Springfield, IL [44100]	4	3	0.1%
Bakersfield, CA [12540]	4	3	0.1%
Salem, OR [41420]	4	3	0.1%
Duluth, MN-WI [20260]	4	3	0.1%
Barnstable Town, MA [12700]	4	2	0.1%
El Paso, TX [21340]	4	1	0.1%
Toledo, OH [45780]	3	5	0.1%
Waterloo-Cedar Falls, IA [47940]	3	5	0.1%
Rochester, MN [40340]	3	4	0.1%
Bellingham, WA [13380]	3	4	0.1%
Fargo, ND-MN [22020]	3	4	0.1%
Little Rock-North Little Rock-Conway, AR [30780]	3	4	0.1%
Oklahoma City, OK [36420]	3	3	0.1%
Fresno, CA [23420]	3	3	0.1%
Baton Rouge, LA [12940]	3	3	0.1%
Colorado Springs, CO [17820]	3	3	0.1%
Mobile, AL [33660]	3	3	0.1%
Pensacola-Ferry Pass-Brent, FL [37860]	3	3	0.1%
Scranton--Wilkes-Barre, PA [42540]	3	2	0.1%
Tallahassee, FL [45220]	3	2	0.1%
Fayetteville-Springdale-Rogers, AR-MO [22220]	3	2	0.1%
Asheville, NC [11700]	3	2	0.1%
Salinas, CA [41500]	3	2	0.1%
Lake Charles, LA [29340]	3	1	0.1%
Midland, TX [33260]	2	4	0%
Athens-Clarke County, GA [12020]	2	3	0%
Roanoke, VA [40220]	2	3	0%
Prescott, AZ [39140]	2	3	0%
Corpus Christi, TX [18580]	2	3	0%
Greenville, NC [24780]	2	3	0%
Tuscaloosa, AL [46220]	2	3	0%
Erie, PA [21500]	2	3	0%
Atlantic City, NJ [12100]	2	3	0%

Eau Claire, WI [20740]	2	3	0%
Binghamton, NY [13780]	2	2	0%
Harrisburg-Carlisle, PA [25420]	2	2	0%
Dover, DE [20100]	2	2	0%
Appleton, WI [11540]	2	2	0%
Anchorage, AK [11260]	2	2	0%
Monroe, LA [33740]	2	2	0%
Bremerton-Silverdale, WA [14740]	2	2	0%
Yuba City, CA [49700]	2	2	0%
Burlington-South Burlington, VT [15540]	2	2	0%
Niles-Benton Harbor, MI [35660]	2	2	0%
Kalamazoo-Portage, MI [28020]	2	2	0%
Myrtle Beach-Conway-North Myrtle Beach, SC [34820]	2	2	0%
Reading, PA [39740]	2	2	0%
Lynchburg, VA [31340]	2	2	0%
Fayetteville, NC [22180]	2	1	0%
Macon, GA [31420]	2	1	0%
Augusta-Richmond County, GA-SC [12260]	2	1	0%

> ENDLESS BELT POWER TRANSMISSION SYSTEMS OR COMPONENTS [474] - {303} : (86)

Metro Region	Patents	Inventors	% Of Class
Detroit-Warren-Livonia, MI [19820]	87	77	28.7%
Saginaw-Saginaw Township North, MI [40980]	21	1	6.9%
Springfield, MO [44180]	20	18	6.6%
Lincoln, NE [30700]	13	17	4.3%
Omaha-Council Bluffs, NE-IA [36540]	12	16	4%
Fayetteville-Springdale-Rogers, AR-MO [22220]	12	12	4%
Ann Arbor, MI [11460]	9	11	3%
Knoxville, TN [28940]	8	3	2.6%
Rochester, NY [40380]	7	10	2.3%
San Jose-Sunnyvale-Santa Clara, CA [41940]	7	6	2.3%
Portland-Vancouver-Beaverton, OR-WA [38900]	7	5	2.3%
Binghamton, NY [13780]	7	4	2.3%
Ogden-Clearfield, UT [36260]	7	3	2.3%
Hartford-West Hartford-East Hartford, CT [25540]	6	10	2%
New York-Northern New Jersey-Long Island, NY-NJ-PA [35620]	6	9	2%
Chicago-Naperville-Joliet, IL-IN-WI [16980]	6	7	2%
Denver-Aurora, CO [19740]	6	5	2%
Syracuse, NY [45060]	5	4	1.7%
San Francisco-Oakland-Fremont, CA [41860]	5	4	1.7%
Springfield, MA [44140]	5	4	1.7%
Minneapolis-St. Paul-Bloomington, MN-WI [33460]	4	6	1.3%
Houston-Sugar Land-Baytown, TX [26420]	4	4	1.3%
Colorado Springs, CO [17820]	4	2	1.3%
Peoria, IL [37900]	3	8	1%
Wilmington, NC [48900]	3	7	1%
Pittsburgh, PA [38300]	3	4	1%
Cincinnati-Middletown, OH-KY-IN [17140]	3	3	1%
St. Louis, MO-IL [41180]	3	3	1%
Charlotte-Gastonia-Concord, NC-SC [16740]	3	3	1%
Durham, NC [20500]	3	3	1%
Milwaukee-Waukesha-West Allis, WI [33340]	3	3	1%
Lansing-East Lansing, MI [29620]	3	3	1%
Dallas-Fort Worth-Arlington, TX [19100]	3	3	1%
Riverside-San Bernardino-Ontario, CA [40140]	3	2	1%
Burlington, NC [15500]	3	2	1%
York-Hanover, PA [49620]	2	5	0.7%
Philadelphia-Camden-Wilmington, PA-NJ-DE-MD [37980]	2	3	0.7%
Columbus, OH [18140]	2	3	0.7%
Raleigh-Cary, NC [39580]	2	3	0.7%
Cleveland-Elyria-Mentor, OH [17460]	2	3	0.7%

New Haven-Milford, CT [35300]	2	3	0.7%
Grand Rapids-Wyoming, MI [24340]	2	2	0.7%
Austin-Round Rock, TX [12420]	2	2	0.7%
Boston-Cambridge-Quincy, MA-NH [14460]	2	2	0.7%
Washington-Arlington-Alexandria, DC-VA-MD-WV [47900]	2	2	0.7%
Akron, OH [10420]	2	2	0.7%
Flint, MI [22420]	2	2	0.7%
Lancaster, PA [29540]	2	2	0.7%
Santa Cruz-Watsonville, CA [42100]	2	1	0.7%
Youngstown-Warren-Boardman, OH-PA [49660]	2	1	0.7%
Tulsa, OK [46140]	2	1	0.7%
Greensboro-High Point, NC [24660]	2	1	0.7%

> PLANETARY GEAR TRANSMISSION SYSTEMS OR COMPONENTS [475] - {1688} : (117)

Metro Region	Patents	Inventors	% Of Class
Detroit-Warren-Livonia, MI [19820]	1068	437	63.3%
Ann Arbor, MI [11460]	611	109	36.2%
Indianapolis-Carmel, IN [26900]	110	51	6.5%
San Diego-Carlsbad-San Marcos, CA [41740]	57	9	3.4%
Austin-Round Rock, TX [12420]	54	31	3.2%
Kalamazoo-Portage, MI [28020]	41	35	2.4%
Riverside-San Bernardino-Ontario, CA [40140]	41	5	2.4%
Flint, MI [22420]	39	25	2.3%
Peoria, IL [37900]	37	58	2.2%
Hartford-West Hartford-East Hartford, CT [25540]	34	14	2%
Santa Cruz-Watsonville, CA [42100]	33	2	2%
Syracuse, NY [45060]	31	27	1.8%
Canton-Massillon, OH [15940]	27	17	1.6%
Norwich-New London, CT [35980]	24	2	1.4%
Chicago-Naperville-Joliet, IL-IN-WI [16980]	19	16	1.1%
Albany-Schenectady-Troy, NY [10580]	17	19	1%
Columbus, OH [18140]	16	21	0.9%
Baltimore-Towson, MD [12580]	16	13	0.9%
Akron, OH [10420]	14	13	0.8%
Grand Rapids-Wyoming, MI [24340]	14	12	0.8%
Rockford, IL [40420]	13	14	0.8%
New Haven-Milford, CT [35300]	13	3	0.8%
Fort Wayne, IN [23060]	11	15	0.7%
Toledo, OH [45780]	11	14	0.7%
Erie, PA [21500]	11	13	0.7%
Waterloo-Cedar Falls, IA [47940]	10	14	0.6%
Cleveland-Elyria-Mentor, OH [17460]	10	14	0.6%
Rochester, NY [40380]	10	12	0.6%
Houston-Sugar Land-Baytown, TX [26420]	10	7	0.6%
Lansing-East Lansing, MI [29620]	9	6	0.5%
Waco, TX [47380]	9	1	0.5%
Greenville-Mauldin-Easley, SC [24860]	8	10	0.5%
New York-Northern New Jersey-Long Island, NY-NJ-PA [35620]	8	9	0.5%
Saginaw-Saginaw Township North, MI [40980]	7	7	0.4%
Minneapolis-St. Paul-Bloomington, MN-WI [33460]	7	7	0.4%
Janesville, WI [27500]	7	5	0.4%
York-Hanover, PA [49620]	7	2	0.4%
Killeen-Temple-Fort Hood, TX [28660]	7	1	0.4%
Boulder, CO [14500]	6	10	0.4%
Fort Collins-Loveland, CO [22660]	6	9	0.4%
Greeley, CO [24540]	6	9	0.4%
Phoenix-Mesa-Scottsdale, AZ [38060]	6	8	0.4%
Boston-Cambridge-Quincy, MA-NH [14460]	6	8	0.4%
Atlanta-Sandy Springs-Marietta, GA [12060]	6	7	0.4%
South Bend-Mishawaka, IN-MI [43780]	6	4	0.4%
Tucson, AZ [46060]	5	3	0.3%

Charlotte-Gastonia-Concord, NC-SC [16740]	4	7	0.2%
Jackson, MI [27100]	4	3	0.2%
Asheville, NC [11700]	4	3	0.2%
Raleigh-Cary, NC [39580]	3	6	0.2%
Oklahoma City, OK [36420]	3	6	0.2%
Philadelphia-Camden-Wilmington, PA-NJ-DE-MD [37980]	3	5	0.2%
Durham, NC [20500]	3	5	0.2%
Washington-Arlington-Alexandria, DC-VA-MD-WV [47900]	3	5	0.2%
Milwaukee-Waukesha-West Allis, WI [33340]	3	5	0.2%
Davenport-Moline-Rock Island, IA-IL [19340]	3	3	0.2%
San Francisco-Oakland-Fremont, CA [41860]	3	3	0.2%
Champaign-Urbana, IL [16580]	3	3	0.2%
Seattle-Tacoma-Bellevue, WA [42660]	3	2	0.2%
Denver-Aurora, CO [19740]	2	6	0.1%
Oshkosh-Neenah, WI [36780]	2	5	0.1%
Dallas-Fort Worth-Arlington, TX [19100]	2	4	0.1%
Memphis, TN-MS-AR [32820]	2	3	0.1%
San Jose-Sunnyvale-Santa Clara, CA [41940]	2	3	0.1%
Tulsa, OK [46140]	2	3	0.1%
Cincinnati-Middletown, OH-KY-IN [17140]	2	2	0.1%
Bloomington, IN [14020]	2	2	0.1%
Santa Rosa-Petaluma, CA [42220]	2	2	0.1%
Blacksburg-Christiansburg-Radford, VA [13980]	2	2	0.1%
Miami-Fort Lauderdale-Pompano Beach, FL [33100]	2	2	0.1%
Burlington, NC [15500]	2	2	0.1%
Appleton, WI [11540]	2	2	0.1%
Salt Lake City, UT [41620]	2	2	0.1%
Fargo, ND-MN [22020]	2	1	0.1%
Provo-Orem, UT [39340]	2	1	0.1%
Springfield, IL [44100]	2	1	0.1%
Hickory-Lenoir-Morganton, NC [25860]	2	1	0.1%
Yuba City, CA [49700]	2	1	0.1%
Winston-Salem, NC [49180]	2	1	0.1%
Sacramento--Arden-Arcade--Roseville, CA [40900]	2	1	0.1%
Pittsburgh, PA [38300]	2	1	0.1%

> FRICTION GEAR TRANSMISSION SYSTEMS OR COMPONENTS [476] - {89} : (26)

Metro Region	Patents	Inventors	% Of Class
San Diego-Carlsbad-San Marcos, CA [41740]	55	3	61.8%
Riverside-San Bernardino-Ontario, CA [40140]	54	3	60.7%
Austin-Round Rock, TX [12420]	29	24	32.6%
Santa Cruz-Watsonville, CA [42100]	8	3	9%
Detroit-Warren-Livonia, MI [19820]	5	4	5.6%
Oklahoma City, OK [36420]	4	8	4.5%
Indianapolis-Carmel, IN [26900]	4	3	4.5%
Charlotte-Gastonia-Concord, NC-SC [16740]	4	2	4.5%
Worcester, MA [49340]	2	1	2.2%

> INTERRELATED POWER DELIVERY CONTROLS, INCLUDING ENGINE CONTROL [477] - {637} : (68)

Metro Region	Patents	Inventors	% Of Class
Detroit-Warren-Livonia, MI [19820]	403	459	63.3%
Ann Arbor, MI [11460]	245	192	38.5%
Indianapolis-Carmel, IN [26900]	59	67	9.3%
Peoria, IL [37900]	40	79	6.3%
Flint, MI [22420]	27	19	4.2%
Columbus, OH [18140]	16	13	2.5%
Kalamazoo-Portage, MI [28020]	15	25	2.4%

Minneapolis-St. Paul-Bloomington, MN-WI [33460]	13	24	2%
Chicago-Naperville-Joliet, IL-IN-WI [16980]	12	16	1.9%
Lansing-East Lansing, MI [29620]	8	9	1.3%
Jackson, MI [27100]	8	7	1.3%
Austin-Round Rock, TX [12420]	7	14	1.1%
Milwaukee-Waukesha-West Allis, WI [33340]	7	11	1.1%
Grand Rapids-Wyoming, MI [24340]	7	9	1.1%
Syracuse, NY [45060]	7	6	1.1%
Bloomington, IN [14020]	6	5	0.9%
Dallas-Fort Worth-Arlington, TX [19100]	5	9	0.8%
Waterloo-Cedar Falls, IA [47940]	5	9	0.8%
Saginaw-Saginaw Township North, MI [40980]	5	4	0.8%
Riverside-San Bernardino-Ontario, CA [40140]	5	3	0.8%
Sacramento--Arden-Arcade--Roseville, CA [40900]	4	3	0.6%
Lancaster, PA [29540]	4	3	0.6%
Lake Havasu City-Kingman, AZ [29420]	4	1	0.6%
Cleveland-Elyria-Mentor, OH [17460]	3	9	0.5%
Philadelphia-Camden-Wilmington, PA-NJ-DE-MD [37980]	3	3	0.5%
Vallejo-Fairfield, CA [46700]	3	2	0.5%
Utica-Rome, NY [46540]	3	2	0.5%
Santa Cruz-Watsonville, CA [42100]	3	1	0.5%
San Diego-Carlsbad-San Marcos, CA [41740]	3	1	0.5%
Toledo, OH [45780]	2	4	0.3%
Fort Wayne, IN [23060]	2	3	0.3%
Houston-Sugar Land-Baytown, TX [26420]	2	3	0.3%
Akron, OH [10420]	2	3	0.3%
Hagerstown-Martinsburg, MD-WV [25180]	2	2	0.3%
Boston-Cambridge-Quincy, MA-NH [14460]	2	2	0.3%
San Antonio, TX [41700]	2	2	0.3%
Racine, WI [39540]	2	2	0.3%
Laredo, TX [29700]	2	2	0.3%
Albuquerque, NM [10740]	2	1	0.3%
Springfield, MO [44180]	2	1	0.3%
Des Moines-West Des Moines, IA [19780]	2	1	0.3%

> EXERCISE DEVICES [482] - {2495} : (208)

Metro Region	Patents	Inventors	% Of Class
New York-Northern New Jersey-Long Island, NY-NJ-PA [35620]	194	193	7.8%
Portland-Vancouver-Beaverton, OR-WA [38900]	183	125	7.3%
San Diego-Carlsbad-San Marcos, CA [41740]	148	82	5.9%
Chicago-Naperville-Joliet, IL-IN-WI [16980]	139	153	5.6%
Seattle-Tacoma-Bellevue, WA [42660]	123	104	4.9%
Boulder, CO [14500]	110	72	4.4%
Houston-Sugar Land-Baytown, TX [26420]	108	58	4.3%
Denver-Aurora, CO [19740]	102	69	4.1%
San Francisco-Oakland-Fremont, CA [41860]	93	97	3.7%
Boston-Cambridge-Quincy, MA-NH [14460]	89	76	3.6%
Miami-Fort Lauderdale-Pompano Beach, FL [33100]	64	53	2.6%
Philadelphia-Camden-Wilmington, PA-NJ-DE-MD [37980]	61	59	2.4%
San Jose-Sunnyvale-Santa Clara, CA [41940]	59	54	2.4%
Washington-Arlington-Alexandria, DC-VA-MD-WV [47900]	51	43	2%
San Antonio, TX [41700]	49	21	2%
Greeley, CO [24540]	47	29	1.9%
Madison, WI [31540]	46	45	1.8%
Bend, OR [13460]	46	4	1.8%
Dallas-Fort Worth-Arlington, TX [19100]	45	42	1.8%
Minneapolis-St. Paul-Bloomington, MN-WI [33460]	44	45	1.8%
Atlanta-Sandy Springs-Marietta, GA [12060]	40	43	1.6%
Phoenix-Mesa-Scottsdale, AZ [38060]	39	36	1.6%
Riverside-San Bernardino-Ontario, CA [40140]	38	27	1.5%

Fort Collins-Loveland, CO [22660]	38	22	1.5%
Detroit-Warren-Livonia, MI [19820]	35	39	1.4%
Milwaukee-Waukesha-West Allis, WI [33340]	33	25	1.3%
Las Vegas-Paradise, NV [29820]	32	20	1.3%
Tampa-St. Petersburg-Clearwater, FL [45300]	31	32	1.2%
Spartanburg, SC [43900]	30	4	1.2%
Durham, NC [20500]	29	18	1.2%
Cincinnati-Middletown, OH-KY-IN [17140]	28	24	1.1%
Raleigh-Cary, NC [39580]	28	16	1.1%
Salt Lake City, UT [41620]	27	25	1.1%
Baltimore-Towson, MD [12580]	27	24	1.1%
Oxnard-Thousand Oaks-Ventura, CA [37100]	26	22	1%
Sacramento--Arden-Arcade--Roseville, CA [40900]	25	16	1%
Austin-Round Rock, TX [12420]	24	30	1%
Orlando-Kissimmee, FL [36740]	22	23	0.9%
Cleveland-Elyria-Mentor, OH [17460]	22	17	0.9%
Yuba City, CA [49700]	21	5	0.8%
Kansas City, MO-KS [28140]	20	31	0.8%
Akron, OH [10420]	19	18	0.8%
Colorado Springs, CO [17820]	18	20	0.7%
Rochester, NY [40380]	18	11	0.7%
Springfield, MO [44180]	18	7	0.7%
Pittsburgh, PA [38300]	17	20	0.7%
Columbus, OH [18140]	17	16	0.7%
Santa Cruz-Watsonville, CA [42100]	17	14	0.7%
Knoxville, TN [28940]	16	10	0.6%
Tyler, TX [46340]	16	4	0.6%
Charlotte-Gastonia-Concord, NC-SC [16740]	15	23	0.6%
Laredo, TX [29700]	15	17	0.6%
Bridgeport-Stamford-Norwalk, CT [14860]	14	12	0.6%
Palm Bay-Melbourne-Titusville, FL [37340]	13	13	0.5%
Providence-New Bedford-Fall River, RI-MA [39300]	13	12	0.5%
San Luis Obispo-Paso Robles, CA [42020]	13	12	0.5%
Hartford-West Hartford-East Hartford, CT [25540]	12	14	0.5%
Ann Arbor, MI [11460]	11	11	0.4%
Fresno, CA [23420]	11	6	0.4%
Indianapolis-Carmel, IN [26900]	10	11	0.4%
Allentown-Bethlehem-Easton, PA-NJ [10900]	10	10	0.4%
Cape Coral-Fort Myers, FL [15980]	10	8	0.4%
Buffalo-Niagara Falls, NY [15380]	9	13	0.4%
Worcester, MA [49340]	9	12	0.4%
Omaha-Council Bluffs, NE-IA [36540]	9	12	0.4%
Harrisburg-Carlisle, PA [25420]	9	10	0.4%
Provo-Orem, UT [39340]	9	9	0.4%
Nashville-Davidson--Murfreesboro--Franklin, TN [34980]	9	9	0.4%
Toledo, OH [45780]	9	7	0.4%
Janesville, WI [27500]	9	7	0.4%
Santa Rosa-Petaluma, CA [42220]	9	6	0.4%
Barnstable Town, MA [12700]	9	5	0.4%
Ocala, FL [36100]	9	2	0.4%
Tulsa, OK [46140]	8	10	0.3%
Louisville/Jefferson County, KY-IN [31140]	8	3	0.3%
Deltona-Daytona Beach-Ormond Beach, FL [19660]	8	3	0.3%
York-Hanover, PA [49620]	7	7	0.3%
Naples-Marco Island, FL [34940]	7	7	0.3%
Racine, WI [39540]	7	5	0.3%
Des Moines-West Des Moines, IA [19780]	7	4	0.3%
Waco, TX [47380]	7	4	0.3%
Canton-Massillon, OH [15940]	6	7	0.2%
Lancaster, PA [29540]	6	7	0.2%
Anchorage, AK [11260]	6	6	0.2%
Jacksonville, FL [27260]	6	6	0.2%
Champaign-Urbana, IL [16580]	6	6	0.2%
Memphis, TN-MS-AR [32820]	6	6	0.2%
Richmond, VA [40060]	6	5	0.2%

Reno-Sparks, NV [39900]	6	5	0.2%
Olympia, WA [36500]	6	5	0.2%
Medford, OR [32780]	5	6	0.2%
St. Louis, MO-IL [41180]	5	5	0.2%
Burlington-South Burlington, VT [15540]	5	5	0.2%
Manchester-Nashua, NH [31700]	5	4	0.2%
Wichita, KS [48620]	5	4	0.2%
Tallahassee, FL [45220]	5	4	0.2%
Virginia Beach-Norfolk-Newport News, VA-NC [47260]	5	4	0.2%
Evansville, IN-KY [21780]	5	3	0.2%
Syracuse, NY [45060]	5	3	0.2%
Bremerton-Silverdale, WA [14740]	5	2	0.2%
Birmingham-Hoover, AL [13820]	4	5	0.2%
Norwich-New London, CT [35980]	4	5	0.2%
Dayton, OH [19380]	4	4	0.2%
New Orleans-Metairie-Kenner, LA [35380]	4	4	0.2%
Youngstown-Warren-Boardman, OH-PA [49660]	4	4	0.2%
Sioux Falls, SD [43620]	4	4	0.2%
Grand Rapids-Wyoming, MI [24340]	4	4	0.2%
Topeka, KS [45820]	4	4	0.2%
Greenville-Mauldin-Easley, SC [24860]	4	4	0.2%
Lafayette, LA [29180]	4	4	0.2%
Lakeland, FL [29460]	4	3	0.2%
Lexington-Fayette, KY [30460]	4	3	0.2%
Pensacola-Ferry Pass-Brent, FL [37860]	4	2	0.2%
Boise City-Nampa, ID [14260]	3	5	0.1%
Lincoln, NE [30700]	3	5	0.1%
Wilmington, NC [48900]	3	4	0.1%
Kingston, NY [28740]	3	4	0.1%
New Haven-Milford, CT [35300]	3	3	0.1%
Fayetteville-Springdale-Rogers, AR-MO [22220]	3	3	0.1%
Gainesville, GA [23580]	3	3	0.1%
Winston-Salem, NC [49180]	3	3	0.1%
Albany-Schenectady-Troy, NY [10580]	3	3	0.1%
Portland-South Portland-Biddeford, ME [38860]	3	3	0.1%
Rockford, IL [40420]	3	3	0.1%
Erie, PA [21500]	3	3	0.1%
Appleton, WI [11540]	3	3	0.1%
Reading, PA [39740]	3	3	0.1%
Trenton-Ewing, NJ [45940]	3	3	0.1%
Chico, CA [17020]	3	3	0.1%
Gainesville, FL [23540]	3	3	0.1%
Fort Smith, AR-OK [22900]	3	3	0.1%
Fargo, ND-MN [22020]	3	3	0.1%
Scranton--Wilkes-Barre, PA [42540]	3	3	0.1%
Lynchburg, VA [31340]	3	3	0.1%
Springfield, MA [44140]	3	3	0.1%
College Station-Bryan, TX [17780]	3	3	0.1%
Bakersfield, CA [12540]	3	3	0.1%
Eugene-Springfield, OR [21660]	3	2	0.1%
Salinas, CA [41500]	3	2	0.1%
Lansing-East Lansing, MI [29620]	3	2	0.1%
Hickory-Lenoir-Morganton, NC [25860]	2	4	0.1%
Duluth, MN-WI [20260]	2	3	0.1%
Jacksonville, NC [27340]	2	3	0.1%
Las Cruces, NM [29740]	2	3	0.1%
Jackson, MS [27140]	2	3	0.1%
Iowa City, IA [26980]	2	2	0.1%
Oklahoma City, OK [36420]	2	2	0.1%
Spokane, WA [44060]	2	2	0.1%
Ogden-Clearfield, UT [36260]	2	2	0.1%
Tucson, AZ [46060]	2	2	0.1%
Greensboro-High Point, NC [24660]	2	2	0.1%
Baton Rouge, LA [12940]	2	2	0.1%
Flint, MI [22420]	2	2	0.1%

Binghamton, NY [13780]	2	2	0.1%
Stockton, CA [44700]	2	2	0.1%
Myrtle Beach-Conway-North Myrtle Beach, SC [34820]	2	2	0.1%
Lake Havasu City-Kingman, AZ [29420]	2	2	0.1%
South Bend-Mishawaka, IN-MI [43780]	2	2	0.1%
Oshkosh-Neenah, WI [36780]	2	2	0.1%
Salem, OR [41420]	2	2	0.1%
Prescott, AZ [39140]	2	2	0.1%
Asheville, NC [11700]	2	2	0.1%
Vallejo-Fairfield, CA [46700]	2	2	0.1%
Huntsville, AL [26620]	2	2	0.1%
Columbia, SC [17900]	2	2	0.1%
Rochester, MN [40340]	2	2	0.1%
Augusta-Richmond County, GA-SC [12260]	2	1	0.1%
Eau Claire, WI [20740]	2	1	0.1%
Modesto, CA [33700]	2	1	0.1%

> TOOL CHANGING [483] - {28} : (22)

Metro Region	Patents	Inventors	% Of Class
Detroit-Warren-Livonia, MI [19820]	5	11	17.9%
Raleigh-Cary, NC [39580]	4	6	14.3%
Durham, NC [20500]	4	6	14.3%
Dallas-Fort Worth-Arlington, TX [19100]	3	4	10.7%
New York-Northern New Jersey-Long Island, NY-NJ-PA [35620]	3	3	10.7%
Seattle-Tacoma-Bellevue, WA [42660]	2	11	7.1%
Rockford, IL [40420]	2	2	7.1%

> ROLL OR ROLLER [492] - {81} : (51)

Metro Region	Patents	Inventors	% Of Class
Rochester, NY [40380]	11	26	13.6%
Chicago-Naperville-Joliet, IL-IN-WI [16980]	8	9	9.9%
Lexington-Fayette, KY [30460]	6	21	7.4%
New York-Northern New Jersey-Long Island, NY-NJ-PA [35620]	6	9	7.4%
Detroit-Warren-Livonia, MI [19820]	5	6	6.2%
Boston-Cambridge-Quincy, MA-NH [14460]	5	6	6.2%
Appleton, WI [11540]	4	4	4.9%
Cincinnati-Middletown, OH-KY-IN [17140]	3	5	3.7%
Oshkosh-Neenah, WI [36780]	3	3	3.7%
Portland-Vancouver-Beaverton, OR-WA [38900]	2	4	2.5%
San Jose-Sunnyvale-Santa Clara, CA [41940]	2	4	2.5%
Dayton, OH [19380]	2	3	2.5%
Cleveland-Elyria-Mentor, OH [17460]	2	3	2.5%
Portland-South Portland-Biddeford, ME [38860]	2	3	2.5%
Akron, OH [10420]	2	3	2.5%
Washington-Arlington-Alexandria, DC-VA-MD-WV [47900]	2	2	2.5%
Atlanta-Sandy Springs-Marietta, GA [12060]	2	2	2.5%
Pittsburgh, PA [38300]	2	2	2.5%
Milwaukee-Waukesha-West Allis, WI [33340]	2	2	2.5%

> MANUFACTURING CONTAINER OR TUBE FROM PAPER; OR OTHER MANUFACTURING FROM A SHEET OR WEB [493] - {609} : (129)

Metro Region	Patents	Inventors	% Of Class
Chicago-Naperville-Joliet, IL-IN-WI [16980]	63	56	10.3%



Detroit-Warren-Livonia, MI [19820]	62	101	10.2%
Atlanta-Sandy Springs-Marietta, GA [12060]	50	48	8.2%
Appleton, WI [11540]	49	82	8%
Oshkosh-Neenah, WI [36780]	40	60	6.6%
New York-Northern New Jersey-Long Island, NY-NJ-PA [35620]	39	40	6.4%
Boston-Cambridge-Quincy, MA-NH [14460]	29	34	4.8%
Richmond, VA [40060]	21	40	3.4%
Cincinnati-Middletown, OH-KY-IN [17140]	21	28	3.4%
Green Bay, WI [24580]	21	27	3.4%
Miami-Fort Lauderdale-Pompano Beach, FL [33100]	20	17	3.3%
Cleveland-Elyria-Mentor, OH [17460]	19	22	3.1%
Rochester, NY [40380]	14	21	2.3%
Winston-Salem, NC [49180]	14	11	2.3%
Orlando-Kissimmee, FL [36740]	14	11	2.3%
Philadelphia-Camden-Wilmington, PA-NJ-DE-MD [37980]	13	21	2.1%
Minneapolis-St. Paul-Bloomington, MN-WI [33460]	13	19	2.1%
Charlotte-Gastonia-Concord, NC-SC [16740]	12	12	2%
Ann Arbor, MI [11460]	11	12	1.8%
Palm Bay-Melbourne-Titusville, FL [37340]	11	4	1.8%
San Francisco-Oakland-Fremont, CA [41860]	10	10	1.6%
San Jose-Sunnyvale-Santa Clara, CA [41940]	10	4	1.6%
Gainesville, GA [23580]	9	4	1.5%
Bridgeport-Stamford-Norwalk, CT [14860]	8	12	1.3%
Allentown-Bethlehem-Easton, PA-NJ [10900]	8	7	1.3%
Nashville-Davidson--Murfreesboro--Franklin, TN [34980]	8	7	1.3%
San Diego-Carlsbad-San Marcos, CA [41740]	8	5	1.3%
Milwaukee-Waukesha-West Allis, WI [33340]	7	10	1.1%
Portland-South Portland-Biddeford, ME [38860]	7	2	1.1%
Columbus, OH [18140]	6	9	1%
New Haven-Milford, CT [35300]	6	8	1%
Seattle-Tacoma-Bellevue, WA [42660]	6	8	1%
Akron, OH [10420]	6	7	1%
Manchester-Nashua, NH [31700]	6	6	1%
Greensboro-High Point, NC [24660]	6	4	1%
Durham, NC [20500]	5	8	0.8%
Dallas-Fort Worth-Arlington, TX [19100]	5	6	0.8%
Hartford-West Hartford-East Hartford, CT [25540]	5	4	0.8%
Denver-Aurora, CO [19740]	5	4	0.8%
Flint, MI [22420]	5	3	0.8%
Mobile, AL [33660]	5	2	0.8%
Raleigh-Cary, NC [39580]	4	7	0.7%
South Bend-Mishawaka, IN-MI [43780]	4	7	0.7%
Rockford, IL [40420]	4	7	0.7%
Baltimore-Towson, MD [12580]	4	7	0.7%
Kansas City, MO-KS [28140]	4	6	0.7%
Cedar Rapids, IA [16300]	4	5	0.7%
Kalamazoo-Portage, MI [28020]	4	5	0.7%
Iowa City, IA [26980]	4	5	0.7%
Greenville-Mauldin-Easley, SC [24860]	4	5	0.7%
Greeley, CO [24540]	4	4	0.7%
Fort Collins-Loveland, CO [22660]	4	4	0.7%
Boulder, CO [14500]	4	4	0.7%
Pittsburgh, PA [38300]	4	4	0.7%
Indianapolis-Carmel, IN [26900]	4	4	0.7%
Fresno, CA [23420]	4	3	0.7%
Spokane, WA [44060]	3	6	0.5%
Riverside-San Bernardino-Ontario, CA [40140]	3	4	0.5%
Phoenix-Mesa-Scottsdale, AZ [38060]	3	4	0.5%
Toledo, OH [45780]	3	4	0.5%
Houston-Sugar Land-Baytown, TX [26420]	3	4	0.5%
Canton-Massillon, OH [15940]	3	4	0.5%
Spartanburg, SC [43900]	3	4	0.5%
Fort Wayne, IN [23060]	3	3	0.5%
Tulsa, OK [46140]	3	3	0.5%
Washington-Arlington-Alexandria, DC-VA-MD-WV [47900]	3	3	0.5%

Scranton--Wilkes-Barre, PA [42540]	3	3	0.5%
Corpus Christi, TX [18580]	3	2	0.5%
Hickory-Lenoir-Morganton, NC [25860]	3	1	0.5%
Omaha-Council Bluffs, NE-IA [36540]	2	3	0.3%
San Antonio, TX [41700]	2	3	0.3%
Florence, SC [22500]	2	3	0.3%
Monroe, LA [33740]	2	2	0.3%
Sacramento--Arden-Arcade--Roseville, CA [40900]	2	2	0.3%
St. Louis, MO-IL [41180]	2	2	0.3%
Reading, PA [39740]	2	2	0.3%
Austin-Round Rock, TX [12420]	2	2	0.3%
Ogden-Clearfield, UT [36260]	2	2	0.3%
Syracuse, NY [45060]	2	1	0.3%
Lakeland, FL [29460]	2	1	0.3%
Binghamton, NY [13780]	2	1	0.3%
Jackson, MI [27100]	2	1	0.3%
Springfield, MA [44140]	2	1	0.3%
Myrtle Beach-Conway-North Myrtle Beach, SC [34820]	2	1	0.3%
Louisville/Jefferson County, KY-IN [31140]	2	1	0.3%
Dayton, OH [19380]	2	1	0.3%

> IMPERFORATE BOWL: CENTRIFUGAL SEPARATORS [494] - {295} : (76)

Metro Region	Patents	Inventors	% Of Class
Detroit-Warren-Livonia, MI [19820]	37	66	12.5%
Denver-Aurora, CO [19740]	33	32	11.2%
Boston-Cambridge-Quincy, MA-NH [14460]	28	28	9.5%
Boulder, CO [14500]	22	13	7.5%
Ann Arbor, MI [11460]	18	20	6.1%
Chicago-Naperville-Joliet, IL-IN-WI [16980]	17	23	5.8%
Philadelphia-Camden-Wilmington, PA-NJ-DE-MD [37980]	15	11	5.1%
Rochester, NY [40380]	13	16	4.4%
Miami-Fort Lauderdale-Pompano Beach, FL [33100]	12	12	4.1%
San Jose-Sunnyvale-Santa Clara, CA [41940]	11	10	3.7%
Toledo, OH [45780]	11	9	3.7%
Greensboro-High Point, NC [24660]	11	9	3.7%
Greeley, CO [24540]	10	9	3.4%
Houston-Sugar Land-Baytown, TX [26420]	9	12	3.1%
San Francisco-Oakland-Fremont, CA [41860]	9	12	3.1%
New York-Northern New Jersey-Long Island, NY-NJ-PA [35620]	7	9	2.4%
Minneapolis-St. Paul-Bloomington, MN-WI [33460]	6	9	2%
Dayton, OH [19380]	6	3	2%
Columbus, OH [18140]	5	10	1.7%
Fort Collins-Loveland, CO [22660]	5	5	1.7%
Winston-Salem, NC [49180]	5	3	1.7%
Cincinnati-Middletown, OH-KY-IN [17140]	4	5	1.4%
Atlanta-Sandy Springs-Marietta, GA [12060]	4	5	1.4%
Seattle-Tacoma-Bellevue, WA [42660]	4	4	1.4%
Charlotte-Gastonia-Concord, NC-SC [16740]	4	4	1.4%
San Diego-Carlsbad-San Marcos, CA [41740]	4	3	1.4%
Knoxville, TN [28940]	4	3	1.4%
Worcester, MA [49340]	4	2	1.4%
Louisville/Jefferson County, KY-IN [31140]	3	4	1%
Oxnard-Thousand Oaks-Ventura, CA [37100]	3	4	1%
New Haven-Milford, CT [35300]	3	3	1%
Virginia Beach-Norfolk-Newport News, VA-NC [47260]	3	3	1%
Flint, MI [22420]	3	3	1%
Kansas City, MO-KS [28140]	3	3	1%
Indianapolis-Carmel, IN [26900]	3	2	1%
Bridgeport-Stamford-Norwalk, CT [14860]	3	2	1%
Allentown-Bethlehem-Easton, PA-NJ [10900]	3	2	1%
Burlington-South Burlington, VT [15540]	3	1	1%

Reading, PA [39740]	3	1	1%
Cleveland-Elyria-Mentor, OH [17460]	2	4	0.7%
Rockford, IL [40420]	2	3	0.7%
Kalamazoo-Portage, MI [28020]	2	3	0.7%
Phoenix-Mesa-Scottsdale, AZ [38060]	2	2	0.7%
Fort Wayne, IN [23060]	2	2	0.7%
Jacksonville, FL [27260]	2	2	0.7%
South Bend-Mishawaka, IN-MI [43780]	2	2	0.7%
Las Vegas-Paradise, NV [29820]	2	2	0.7%
Elkhart-Goshen, IN [21140]	2	2	0.7%
Reno-Sparks, NV [39900]	2	1	0.7%
Pittsburgh, PA [38300]	2	1	0.7%

> COMPOSITIONS: CERAMIC [501] - {357} : (85)

Metro Region	Patents	Inventors	% Of Class
Pittsburgh, PA [38300]	50	28	14%
Detroit-Warren-Livonia, MI [19820]	28	11	7.8%
Boston-Cambridge-Quincy, MA-NH [14460]	26	21	7.3%
Philadelphia-Camden-Wilmington, PA-NJ-DE-MD [37980]	20	26	5.6%
Chicago-Naperville-Joliet, IL-IN-WI [16980]	18	25	5%
Columbus, OH [18140]	18	20	5%
Worcester, MA [49340]	18	15	5%
New York-Northern New Jersey-Long Island, NY-NJ-PA [35620]	16	17	4.5%
Cleveland-Elyria-Mentor, OH [17460]	14	21	3.9%
Ann Arbor, MI [11460]	14	6	3.9%
San Jose-Sunnyvale-Santa Clara, CA [41940]	11	19	3.1%
Akron, OH [10420]	10	14	2.8%
San Francisco-Oakland-Fremont, CA [41860]	10	14	2.8%
Buffalo-Niagara Falls, NY [15380]	10	6	2.8%
Toledo, OH [45780]	9	11	2.5%
Washington-Arlington-Alexandria, DC-VA-MD-WV [47900]	8	17	2.2%
Minneapolis-St. Paul-Bloomington, MN-WI [33460]	8	10	2.2%
Scranton--Wilkes-Barre, PA [42540]	8	8	2.2%
Binghamton, NY [13780]	8	3	2.2%
Denver-Aurora, CO [19740]	7	13	2%
Rochester, NY [40380]	7	8	2%
Baltimore-Towson, MD [12580]	6	8	1.7%
Canton-Massillon, OH [15940]	6	5	1.7%
Dallas-Fort Worth-Arlington, TX [19100]	6	4	1.7%
Albany-Schenectady-Troy, NY [10580]	5	8	1.4%
Cincinnati-Middletown, OH-KY-IN [17140]	5	8	1.4%
Hartford-West Hartford-East Hartford, CT [25540]	5	6	1.4%
Austin-Round Rock, TX [12420]	5	6	1.4%
Riverside-San Bernardino-Ontario, CA [40140]	5	5	1.4%
Orlando-Kissimmee, FL [36740]	5	2	1.4%
Greenville-Mauldin-Easley, SC [24860]	4	9	1.1%
Modesto, CA [33700]	4	8	1.1%
State College, PA [44300]	4	6	1.1%
Sacramento--Arden-Arcade--Roseville, CA [40900]	4	5	1.1%
Macon, GA [31420]	4	5	1.1%
Albuquerque, NM [10740]	3	9	0.8%
San Diego-Carlsbad-San Marcos, CA [41740]	3	7	0.8%
Phoenix-Mesa-Scottsdale, AZ [38060]	3	6	0.8%
Champaign-Urbana, IL [16580]	3	5	0.8%
Atlanta-Sandy Springs-Marietta, GA [12060]	3	4	0.8%
Knoxville, TN [28940]	3	4	0.8%
Nashville-Davidson--Murfreesboro--Franklin, TN [34980]	3	3	0.8%
Lafayette, LA [29180]	3	3	0.8%
Houston-Sugar Land-Baytown, TX [26420]	3	2	0.8%
Spartanburg, SC [43900]	3	2	0.8%

Durham, NC [20500]	3	2	0.8%
Raleigh-Cary, NC [39580]	3	2	0.8%
Boise City-Nampa, ID [14260]	3	1	0.8%
Tulsa, OK [46140]	2	7	0.6%
Allentown-Bethlehem-Easton, PA-NJ [10900]	2	4	0.6%
Augusta-Richmond County, GA-SC [12260]	2	3	0.6%
Boulder, CO [14500]	2	3	0.6%
Salt Lake City, UT [41620]	2	3	0.6%
Portland-Vancouver-Beaverton, OR-WA [38900]	2	2	0.6%
Peoria, IL [37900]	2	2	0.6%
Youngstown-Warren-Boardman, OH-PA [49660]	2	2	0.6%
Kalamazoo-Portage, MI [28020]	2	1	0.6%

> CATALYST, SOLID SORBENT, OR SUPPORT THEREFOR: PRODUCT OR PROCESS OF MAKING [502] - {1701}  
: (140)

Metro Region	Patents	Inventors	% Of Class
Houston-Sugar Land-Baytown, TX [26420]	379	373	22.3%
New York-Northern New Jersey-Long Island, NY-NJ-PA [35620]	271	264	15.9%
Philadelphia-Camden-Wilmington, PA-NJ-DE-MD [37980]	168	175	9.9%
Chicago-Naperville-Joliet, IL-IN-WI [16980]	154	211	9.1%
San Francisco-Oakland-Fremont, CA [41860]	134	138	7.9%
Tulsa, OK [46140]	110	102	6.5%
Allentown-Bethlehem-Easton, PA-NJ [10900]	73	66	4.3%
San Jose-Sunnyvale-Santa Clara, CA [41940]	64	71	3.8%
Trenton-Ewing, NJ [45940]	61	26	3.6%
Baltimore-Towson, MD [12580]	58	38	3.4%
Detroit-Warren-Livonia, MI [19820]	56	70	3.3%
Boston-Cambridge-Quincy, MA-NH [14460]	55	61	3.2%
Washington-Arlington-Alexandria, DC-VA-MD-WV [47900]	49	40	2.9%
Ann Arbor, MI [11460]	36	43	2.1%
Vallejo-Fairfield, CA [46700]	34	8	2%
Albuquerque, NM [10740]	32	49	1.9%
Cincinnati-Middletown, OH-KY-IN [17140]	29	29	1.7%
Louisville/Jefferson County, KY-IN [31140]	27	42	1.6%
Baton Rouge, LA [12940]	27	24	1.6%
Phoenix-Mesa-Scottsdale, AZ [38060]	27	16	1.6%
Charleston, WV [16620]	25	26	1.5%
Albany-Schenectady-Troy, NY [10580]	24	39	1.4%
Cleveland-Elyria-Mentor, OH [17460]	24	22	1.4%
Denver-Aurora, CO [19740]	23	39	1.4%
Columbus, OH [18140]	22	35	1.3%
Buffalo-Niagara Falls, NY [15380]	20	17	1.2%
Akron, OH [10420]	19	23	1.1%
Pittsburgh, PA [38300]	18	26	1.1%
Atlanta-Sandy Springs-Marietta, GA [12060]	18	26	1.1%
Boulder, CO [14500]	17	21	1%
Minneapolis-St. Paul-Bloomington, MN-WI [33460]	17	11	1%
Hartford-West Hartford-East Hartford, CT [25540]	16	35	0.9%
Kennewick-Richland-Pasco, WA [28420]	15	31	0.9%
Palm Bay-Melbourne-Titusville, FL [37340]	14	14	0.8%
Saginaw-Saginaw Township North, MI [40980]	13	6	0.8%
Seattle-Tacoma-Bellevue, WA [42660]	12	12	0.7%
Richmond, VA [40060]	12	11	0.7%
Durham, NC [20500]	11	19	0.6%
Greensboro-High Point, NC [24660]	11	11	0.6%
Beaumont-Port Arthur, TX [13140]	11	9	0.6%
Oxnard-Thousand Oaks-Ventura, CA [37100]	11	5	0.6%
Tucson, AZ [46060]	11	4	0.6%
Salt Lake City, UT [41620]	10	13	0.6%
Orlando-Kissimmee, FL [36740]	10	11	0.6%
Kingsport-Bristol-Bristol, TN-VA [28700]	9	22	0.5%

Johnson City, TN [27740]	9	18	0.5%
Dallas-Fort Worth-Arlington, TX [19100]	9	17	0.5%
Greeley, CO [24540]	9	8	0.5%
New Orleans-Metairie-Kenner, LA [35380]	9	8	0.5%
Modesto, CA [33700]	8	10	0.5%
Raleigh-Cary, NC [39580]	7	15	0.4%
Knoxville, TN [28940]	7	11	0.4%
State College, PA [44300]	7	10	0.4%
Champaign-Urbana, IL [16580]	7	8	0.4%
Fort Collins-Loveland, CO [22660]	7	7	0.4%
Erie, PA [21500]	7	7	0.4%
Austin-Round Rock, TX [12420]	6	19	0.4%
Rochester, NY [40380]	6	13	0.4%
Madison, WI [31540]	6	10	0.4%
Binghamton, NY [13780]	6	10	0.4%
San Diego-Carlsbad-San Marcos, CA [41740]	6	5	0.4%
Mobile, AL [33660]	6	4	0.4%
Eau Claire, WI [20740]	6	2	0.4%
Bridgeport-Stamford-Norwalk, CT [14860]	5	8	0.3%
Blacksburg-Christiansburg-Radford, VA [13980]	5	8	0.3%
Peoria, IL [37900]	5	8	0.3%
Charlotte-Gastonia-Concord, NC-SC [16740]	5	7	0.3%
Worcester, MA [49340]	5	6	0.3%
Reno-Sparks, NV [39900]	5	6	0.3%
Reading, PA [39740]	5	6	0.3%
Lansing-East Lansing, MI [29620]	5	6	0.3%
Canton-Massillon, OH [15940]	5	3	0.3%
Columbia, SC [17900]	4	13	0.2%
Indianapolis-Carmel, IN [26900]	4	9	0.2%
Virginia Beach-Norfolk-Newport News, VA-NC [47260]	4	8	0.2%
Appleton, WI [11540]	4	7	0.2%
Oshkosh-Neenah, WI [36780]	4	7	0.2%
Lancaster, PA [29540]	4	6	0.2%
Gainesville, FL [23540]	4	4	0.2%
Flint, MI [22420]	4	4	0.2%
Tampa-St. Petersburg-Clearwater, FL [45300]	4	4	0.2%
Toledo, OH [45780]	4	4	0.2%
Stockton, CA [44700]	4	3	0.2%
Providence-New Bedford-Fall River, RI-MA [39300]	4	3	0.2%
Cape Coral-Fort Myers, FL [15980]	4	3	0.2%
Barnstable Town, MA [12700]	4	1	0.2%
Oklahoma City, OK [36420]	3	8	0.2%
Augusta-Richmond County, GA-SC [12260]	3	7	0.2%
College Station-Bryan, TX [17780]	3	5	0.2%
Youngstown-Warren-Boardman, OH-PA [49660]	3	3	0.2%
Miami-Fort Lauderdale-Pompano Beach, FL [33100]	3	3	0.2%
Riverside-San Bernardino-Ontario, CA [40140]	3	3	0.2%
Huntsville, AL [26620]	3	3	0.2%
Macon, GA [31420]	3	2	0.2%
Springfield, MA [44140]	3	2	0.2%
Corpus Christi, TX [18580]	3	1	0.2%
Eugene-Springfield, OR [21660]	2	3	0.1%
Huntington-Ashland, WV-KY-OH [26580]	2	3	0.1%
Naples-Marco Island, FL [34940]	2	2	0.1%
Lexington-Fayette, KY [30460]	2	2	0.1%
St. Louis, MO-IL [41180]	2	2	0.1%
Bakersfield, CA [12540]	2	2	0.1%
Syracuse, NY [45060]	2	2	0.1%
San Luis Obispo-Paso Robles, CA [42020]	2	2	0.1%
Shreveport-Bossier City, LA [43340]	2	1	0.1%
Harrisburg-Carlisle, PA [25420]	2	1	0.1%
Sacramento--Arden-Arcade--Roseville, CA [40900]	2	1	0.1%
York-Hanover, PA [49620]	2	1	0.1%
Milwaukee-Waukesha-West Allis, WI [33340]	2	1	0.1%
Savannah, GA [42340]	2	1	0.1%

Longview, TX [30980] 2 1 0.1%

> RECORD RECEIVER HAVING PLURAL INTERACTIVE LEAVES OR A COLORLESS COLOR FORMER, METHOD OF USE, OR DEVELOPER THEREFOR [503] - {135} : (51)

Metro Region	Patents	Inventors	% Of Class
Rochester, NY [40380]	42	57	31.1%
Cincinnati-Middletown, OH-KY-IN [17140]	20	21	14.8%
Boston-Cambridge-Quincy, MA-NH [14460]	17	28	12.6%
Dayton, OH [19380]	12	14	8.9%
Oshkosh-Neenah, WI [36780]	8	12	5.9%
Appleton, WI [11540]	8	12	5.9%
New York-Northern New Jersey-Long Island, NY-NJ-PA [35620]	6	13	4.4%
Worcester, MA [49340]	6	4	4.4%
Chicago-Naperville-Joliet, IL-IN-WI [16980]	5	6	3.7%
Providence-New Bedford-Fall River, RI-MA [39300]	4	4	3%
Atlanta-Sandy Springs-Marietta, GA [12060]	4	3	3%
Philadelphia-Camden-Wilmington, PA-NJ-DE-MD [37980]	3	4	2.2%
Buffalo-Niagara Falls, NY [15380]	2	4	1.5%
Lexington-Fayette, KY [30460]	2	4	1.5%
Reading, PA [39740]	2	2	1.5%
Salt Lake City, UT [41620]	2	1	1.5%
Port St. Lucie, FL [38940]	2	1	1.5%
Harrisburg-Carlisle, PA [25420]	2	1	1.5%
Ogden-Clearfield, UT [36260]	2	1	1.5%

> PLANT PROTECTING AND REGULATING COMPOSITIONS [504] - {446} : (117)

Metro Region	Patents	Inventors	% Of Class
Indianapolis-Carmel, IN [26900]	88	91	19.7%
Durham, NC [20500]	58	61	13%
Raleigh-Cary, NC [39580]	49	57	11%
Chicago-Naperville-Joliet, IL-IN-WI [16980]	40	40	9%
New York-Northern New Jersey-Long Island, NY-NJ-PA [35620]	38	42	8.5%
Philadelphia-Camden-Wilmington, PA-NJ-DE-MD [37980]	37	53	8.3%
Greensboro-High Point, NC [24660]	26	31	5.8%
Kansas City, MO-KS [28140]	22	17	4.9%
St. Louis, MO-IL [41180]	20	18	4.5%
Atlanta-Sandy Springs-Marietta, GA [12060]	16	21	3.6%
Memphis, TN-MS-AR [32820]	15	13	3.4%
Houston-Sugar Land-Baytown, TX [26420]	15	11	3.4%
San Francisco-Oakland-Fremont, CA [41860]	13	16	2.9%
Trenton-Ewing, NJ [45940]	13	12	2.9%
Orlando-Kissimmee, FL [36740]	8	5	1.8%
Cincinnati-Middletown, OH-KY-IN [17140]	7	12	1.6%
Sacramento--Arden-Arcade--Roseville, CA [40900]	7	8	1.6%
Fresno, CA [23420]	7	6	1.6%
Portland-Vancouver-Beaverton, OR-WA [38900]	6	8	1.3%
Lansing-East Lansing, MI [29620]	6	4	1.3%
Dallas-Fort Worth-Arlington, TX [19100]	6	4	1.3%
Racine, WI [39540]	6	4	1.3%
Spokane, WA [44060]	6	3	1.3%
Palm Bay-Melbourne-Titusville, FL [37340]	6	3	1.3%
Greeley, CO [24540]	5	6	1.1%
San Jose-Sunnyvale-Santa Clara, CA [41940]	5	6	1.1%
Washington-Arlington-Alexandria, DC-VA-MD-WV [47900]	5	5	1.1%
Fort Collins-Loveland, CO [22660]	5	3	1.1%
Seattle-Tacoma-Bellevue, WA [42660]	4	7	0.9%
Madison, WI [31540]	4	7	0.9%

Gainesville, FL [23540]	4	6	0.9%
Phoenix-Mesa-Scottsdale, AZ [38060]	4	4	0.9%
Tampa-St. Petersburg-Clearwater, FL [45300]	4	3	0.9%
Vallejo-Fairfield, CA [46700]	4	3	0.9%
York-Hanover, PA [49620]	4	2	0.9%
Harrisburg-Carlisle, PA [25420]	4	2	0.9%
Topeka, KS [45820]	4	2	0.9%
Austin-Round Rock, TX [12420]	3	8	0.7%
Blacksburg-Christiansburg-Radford, VA [13980]	3	5	0.7%
Peoria, IL [37900]	3	5	0.7%
Riverside-San Bernardino-Ontario, CA [40140]	3	5	0.7%
Hagerstown-Martinsburg, MD-WV [25180]	3	4	0.7%
Cleveland-Elyria-Mentor, OH [17460]	3	4	0.7%
Minneapolis-St. Paul-Bloomington, MN-WI [33460]	3	3	0.7%
Allentown-Bethlehem-Easton, PA-NJ [10900]	3	3	0.7%
Bridgeport-Stamford-Norwalk, CT [14860]	3	3	0.7%
Lakeland, FL [29460]	3	2	0.7%
Tuscaloosa, AL [46220]	2	6	0.4%
Yuma, AZ [49740]	2	5	0.4%
Toledo, OH [45780]	2	4	0.4%
Oxnard-Thousand Oaks-Ventura, CA [37100]	2	4	0.4%
Akron, OH [10420]	2	3	0.4%
Worcester, MA [49340]	2	3	0.4%
Boston-Cambridge-Quincy, MA-NH [14460]	2	3	0.4%
Knoxville, TN [28940]	2	3	0.4%
Milwaukee-Waukesha-West Allis, WI [33340]	2	3	0.4%
Tallahassee, FL [45220]	2	3	0.4%
Little Rock-North Little Rock-Conway, AR [30780]	2	2	0.4%
Tucson, AZ [46060]	2	2	0.4%
Santa Cruz-Watsonville, CA [42100]	2	2	0.4%
Springfield, MA [44140]	2	2	0.4%
Kennewick-Richland-Pasco, WA [28420]	2	2	0.4%
Des Moines-West Des Moines, IA [19780]	2	2	0.4%
Corpus Christi, TX [18580]	2	2	0.4%
Naples-Marco Island, FL [34940]	2	2	0.4%
Mobile, AL [33660]	2	2	0.4%
Baton Rouge, LA [12940]	2	2	0.4%
Cape Coral-Fort Myers, FL [15980]	2	2	0.4%
Champaign-Urbana, IL [16580]	2	1	0.4%
Lubbock, TX [31180]	2	1	0.4%
Portland-South Portland-Biddeford, ME [38860]	2	1	0.4%
Olympia, WA [36500]	2	1	0.4%
Las Cruces, NM [29740]	2	1	0.4%

> SUPERCONDUCTOR TECHNOLOGY: APPARATUS, MATERIAL, PROCESS [505] - {190} : (54)

Metro Region	Patents	Inventors	% Of Class
Boston-Cambridge-Quincy, MA-NH [14460]	36	35	18.9%
Albany-Schenectady-Troy, NY [10580]	27	36	14.2%
New York-Northern New Jersey-Long Island, NY-NJ-PA [35620]	19	28	10%
Worcester, MA [49340]	19	18	10%
Knoxville, TN [28940]	14	13	7.4%
Washington-Arlington-Alexandria, DC-VA-MD-WV [47900]	9	8	4.7%
Houston-Sugar Land-Baytown, TX [26420]	9	8	4.7%
San Jose-Sunnyvale-Santa Clara, CA [41940]	8	6	4.2%
Oxnard-Thousand Oaks-Ventura, CA [37100]	7	5	3.7%
San Francisco-Oakland-Fremont, CA [41860]	7	3	3.7%
Chicago-Naperville-Joliet, IL-IN-WI [16980]	6	13	3.2%
Riverside-San Bernardino-Ontario, CA [40140]	6	4	3.2%
Dayton, OH [19380]	6	4	3.2%
Philadelphia-Camden-Wilmington, PA-NJ-DE-MD [37980]	5	11	2.6%
San Diego-Carlsbad-San Marcos, CA [41740]	5	5	2.6%

Seattle-Tacoma-Bellevue, WA [42660]	5	4	2.6%
Phoenix-Mesa-Scottsdale, AZ [38060]	5	1	2.6%
Florence, SC [22500]	4	9	2.1%
Tallahassee, FL [45220]	4	8	2.1%
Kansas City, MO-KS [28140]	3	4	1.6%
Gainesville, FL [23540]	3	4	1.6%
Atlanta-Sandy Springs-Marietta, GA [12060]	3	3	1.6%
Denver-Aurora, CO [19740]	3	3	1.6%
Cincinnati-Middletown, OH-KY-IN [17140]	3	2	1.6%
Detroit-Warren-Livonia, MI [19820]	3	2	1.6%
Madison, WI [31540]	3	1	1.6%
Port St. Lucie, FL [38940]	3	1	1.6%
Baltimore-Towson, MD [12580]	2	4	1.1%
Topeka, KS [45820]	2	3	1.1%
Virginia Beach-Norfolk-Newport News, VA-NC [47260]	2	3	1.1%
Rochester, NY [40380]	2	2	1.1%
Providence-New Bedford-Fall River, RI-MA [39300]	2	2	1.1%
Bridgeport-Stamford-Norwalk, CT [14860]	2	2	1.1%
Utica-Rome, NY [46540]	2	2	1.1%

> COMBINATORIAL CHEMISTRY TECHNOLOGY: METHOD, LIBRARY, APPARATUS [506] - {294} : (71)

Metro Region	Patents	Inventors	% Of Class
San Francisco-Oakland-Fremont, CA [41860]	67	131	22.8%
Boston-Cambridge-Quincy, MA-NH [14460]	53	93	18%
San Jose-Sunnyvale-Santa Clara, CA [41940]	48	73	16.3%
New York-Northern New Jersey-Long Island, NY-NJ-PA [35620]	32	35	10.9%
San Diego-Carlsbad-San Marcos, CA [41740]	28	69	9.5%
Washington-Arlington-Alexandria, DC-VA-MD-WV [47900]	27	21	9.2%
Seattle-Tacoma-Bellevue, WA [42660]	13	7	4.4%
Worcester, MA [49340]	11	7	3.7%
Ann Arbor, MI [11460]	10	11	3.4%
Philadelphia-Camden-Wilmington, PA-NJ-DE-MD [37980]	8	16	2.7%
Madison, WI [31540]	7	13	2.4%
Houston-Sugar Land-Baytown, TX [26420]	7	10	2.4%
Chicago-Naperville-Joliet, IL-IN-WI [16980]	7	9	2.4%
Detroit-Warren-Livonia, MI [19820]	7	8	2.4%
Santa Cruz-Watsonville, CA [42100]	7	6	2.4%
Minneapolis-St. Paul-Bloomington, MN-WI [33460]	7	5	2.4%
Albany-Schenectady-Troy, NY [10580]	6	7	2%
Atlanta-Sandy Springs-Marietta, GA [12060]	6	5	2%
Baltimore-Towson, MD [12580]	6	5	2%
Hartford-West Hartford-East Hartford, CT [25540]	5	9	1.7%
Durham, NC [20500]	5	8	1.7%
Trenton-Ewing, NJ [45940]	5	6	1.7%
Phoenix-Mesa-Scottsdale, AZ [38060]	4	11	1.4%
New Haven-Milford, CT [35300]	4	8	1.4%
Raleigh-Cary, NC [39580]	4	6	1.4%
Rochester, NY [40380]	4	5	1.4%
Knoxville, TN [28940]	3	6	1%
Miami-Fort Lauderdale-Pompano Beach, FL [33100]	3	5	1%
Oxnard-Thousand Oaks-Ventura, CA [37100]	3	4	1%
St. Louis, MO-IL [41180]	3	3	1%
Kalamazoo-Portage, MI [28020]	3	2	1%
Kansas City, MO-KS [28140]	2	3	0.7%
College Station-Bryan, TX [17780]	2	3	0.7%
Topeka, KS [45820]	2	3	0.7%
Port St. Lucie, FL [38940]	2	2	0.7%
Jackson, MI [27100]	2	2	0.7%
Indianapolis-Carmel, IN [26900]	2	2	0.7%
Austin-Round Rock, TX [12420]	2	2	0.7%
Columbia, MO [17860]	2	2	0.7%



Grand Rapids-Wyoming, MI [24340]	2	2	0.7%
Riverside-San Bernardino-Ontario, CA [40140]	2	1	0.7%

> EARTH BORING, WELL TREATING, AND OIL FIELD CHEMISTRY [507] - {734} : (67)

Metro Region	Patents	Inventors	% Of Class
Houston-Sugar Land-Baytown, TX [26420]	501	458	68.3%
Oklahoma City, OK [36420]	45	17	6.1%
Philadelphia-Camden-Wilmington, PA-NJ-DE-MD [37980]	39	32	5.3%
New York-Northern New Jersey-Long Island, NY-NJ-PA [35620]	35	32	4.8%
San Antonio, TX [41700]	30	21	4.1%
Laredo, TX [29700]	21	12	2.9%
Tulsa, OK [46140]	19	29	2.6%
Trenton-Ewing, NJ [45940]	19	7	2.6%
Chicago-Naperville-Joliet, IL-IN-WI [16980]	16	17	2.2%
Austin-Round Rock, TX [12420]	15	9	2%
San Francisco-Oakland-Fremont, CA [41860]	13	11	1.8%
Dallas-Fort Worth-Arlington, TX [19100]	13	9	1.8%
New Orleans-Metairie-Kenner, LA [35380]	13	4	1.8%
Lafayette, LA [29180]	12	12	1.6%
Minneapolis-St. Paul-Bloomington, MN-WI [33460]	12	8	1.6%
Pittsburgh, PA [38300]	8	11	1.1%
Baton Rouge, LA [12940]	8	3	1.1%
Atlanta-Sandy Springs-Marietta, GA [12060]	7	10	1%
Denver-Aurora, CO [19740]	7	8	1%
Boston-Cambridge-Quincy, MA-NH [14460]	7	8	1%
College Station-Bryan, TX [17780]	7	4	1%
Midland, TX [33260]	6	7	0.8%
Bakersfield, CA [12540]	6	5	0.8%
Miami-Fort Lauderdale-Pompano Beach, FL [33100]	6	1	0.8%
Allentown-Bethlehem-Easton, PA-NJ [10900]	5	8	0.7%
Kansas City, MO-KS [28140]	5	5	0.7%
Topeka, KS [45820]	5	5	0.7%
Racine, WI [39540]	5	2	0.7%
Bridgeport-Stamford-Norwalk, CT [14860]	3	3	0.4%
Chattanooga, TN-GA [16860]	3	3	0.4%
Columbus, GA-AL [17980]	3	3	0.4%
Houma-Bayou Cane-Thibodaux, LA [26380]	3	3	0.4%
Boulder, CO [14500]	3	2	0.4%
St. Louis, MO-IL [41180]	3	1	0.4%
San Diego-Carlsbad-San Marcos, CA [41740]	3	1	0.4%
Durham, NC [20500]	2	9	0.3%
Raleigh-Cary, NC [39580]	2	7	0.3%
Columbus, OH [18140]	2	5	0.3%
Davenport-Moline-Rock Island, IA-IL [19340]	2	4	0.3%
Cedar Rapids, IA [16300]	2	4	0.3%
Janesville, WI [27500]	2	2	0.3%
Anchorage, AK [11260]	2	2	0.3%
Phoenix-Mesa-Scottsdale, AZ [38060]	2	2	0.3%
New Haven-Milford, CT [35300]	2	2	0.3%
Tuscaloosa, AL [46220]	2	1	0.3%

> SOLID ANTI-FRICTION DEVICES, MATERIALS THEREFOR, LUBRICANT OR SEPARANT COMPOSITIONS FOR MOVING SOLID SURFACES, AND MISCELLANEOUS MINERAL OIL COMPOSITIONS [508]

Metro Region	Patents	Inventors	% Of Class
New York-Northern New Jersey-Long Island, NY-NJ-PA [35620]	128	127	17.7%
San Francisco-Oakland-Fremont, CA [41860]	127	100	17.6%
Cleveland-Elyria-Mentor, OH [17460]	101	98	14%

Philadelphia-Camden-Wilmington, PA-NJ-DE-MD [37980]	91	98	12.6%
Richmond, VA [40060]	75	58	10.4%
Houston-Sugar Land-Baytown, TX [26420]	47	85	6.5%
New Haven-Milford, CT [35300]	39	19	5.4%
Akron, OH [10420]	38	22	5.3%
Vallejo-Fairfield, CA [46700]	33	10	4.6%
Bridgeport-Stamford-Norwalk, CT [14860]	28	23	3.9%
Trenton-Ewing, NJ [45940]	28	17	3.9%
Detroit-Warren-Livonia, MI [19820]	20	21	2.8%
Minneapolis-St. Paul-Bloomington, MN-WI [33460]	19	20	2.6%
Santa Rosa-Petaluma, CA [42220]	17	7	2.4%
Chicago-Naperville-Joliet, IL-IN-WI [16980]	16	18	2.2%
Hartford-West Hartford-East Hartford, CT [25540]	15	8	2.1%
San Antonio, TX [41700]	14	19	1.9%
Dallas-Fort Worth-Arlington, TX [19100]	14	17	1.9%
San Jose-Sunnyvale-Santa Clara, CA [41940]	13	20	1.8%
Laredo, TX [29700]	12	13	1.7%
Baton Rouge, LA [12940]	11	11	1.5%
Allentown-Bethlehem-Easton, PA-NJ [10900]	11	10	1.5%
Cincinnati-Middletown, OH-KY-IN [17140]	8	10	1.1%
Lexington-Fayette, KY [30460]	7	8	1%
Washington-Arlington-Alexandria, DC-VA-MD-WV [47900]	7	7	1%
Gainesville, FL [23540]	7	7	1%
Ann Arbor, MI [11460]	6	8	0.8%
Oxnard-Thousand Oaks-Ventura, CA [37100]	5	2	0.7%
Bellingham, WA [13380]	5	2	0.7%
Seattle-Tacoma-Bellevue, WA [42660]	4	3	0.6%
Nashville-Davidson--Murfreesboro--Franklin, TN [34980]	4	3	0.6%
Spartanburg, SC [43900]	3	6	0.4%
Fayetteville-Springdale-Rogers, AR-MO [22220]	3	2	0.4%
Baltimore-Towson, MD [12580]	3	2	0.4%
Cape Coral-Fort Myers, FL [15980]	3	2	0.4%
Stockton, CA [44700]	3	1	0.4%
Modesto, CA [33700]	3	1	0.4%
Indianapolis-Carmel, IN [26900]	2	7	0.3%
Rochester, NY [40380]	2	6	0.3%
Providence-New Bedford-Fall River, RI-MA [39300]	2	4	0.3%
St. Louis, MO-IL [41180]	2	3	0.3%
Peoria, IL [37900]	2	3	0.3%
Savannah, GA [42340]	2	3	0.3%
Atlanta-Sandy Springs-Marietta, GA [12060]	2	3	0.3%
Greenville-Mauldin-Easley, SC [24860]	2	3	0.3%
Durham, NC [20500]	2	3	0.3%
Raleigh-Cary, NC [39580]	2	3	0.3%
Salinas, CA [41500]	2	2	0.3%
Kansas City, MO-KS [28140]	2	2	0.3%
Boston-Cambridge-Quincy, MA-NH [14460]	2	2	0.3%
Denver-Aurora, CO [19740]	2	2	0.3%
Miami-Fort Lauderdale-Pompano Beach, FL [33100]	2	2	0.3%
Boulder, CO [14500]	2	2	0.3%
Huntsville, AL [26620]	2	2	0.3%
Milwaukee-Waukesha-West Allis, WI [33340]	2	2	0.3%
Longview, TX [30980]	2	1	0.3%
Port St. Lucie, FL [38940]	2	1	0.3%
Huntington-Ashland, WV-KY-OH [26580]	2	1	0.3%

> CLEANING COMPOSITIONS FOR SOLID SURFACES, AUXILIARY COMPOSITIONS THEREFOR, OR PROCESSES OF PREPARING THE COMPOSITIONS [510] - {1777} : (151)

Metro Region	Patents	Inventors	% Of Class
Cincinnati-Middletown, OH-KY-IN [17140]	381	428	21.4%
New York-Northern New Jersey-Long Island, NY-NJ-PA [35620]	356	361	20%

Philadelphia-Camden-Wilmington, PA-NJ-DE-MD [37980]	141	133	7.9%
Minneapolis-St. Paul-Bloomington, MN-WI [33460]	133	93	7.5%
San Francisco-Oakland-Fremont, CA [41860]	131	166	7.4%
Chicago-Naperville-Joliet, IL-IN-WI [16980]	109	134	6.1%
Bridgeport-Stamford-Norwalk, CT [14860]	79	65	4.4%
San Jose-Sunnyvale-Santa Clara, CA [41940]	63	60	3.5%
Allentown-Bethlehem-Easton, PA-NJ [10900]	63	55	3.5%
New Haven-Milford, CT [35300]	56	44	3.2%
Trenton-Ewing, NJ [45940]	52	33	2.9%
Phoenix-Mesa-Scottsdale, AZ [38060]	44	59	2.5%
Buffalo-Niagara Falls, NY [15380]	38	20	2.1%
Atlanta-Sandy Springs-Marietta, GA [12060]	37	43	2.1%
Racine, WI [39540]	34	38	1.9%
Detroit-Warren-Livonia, MI [19820]	29	40	1.6%
Appleton, WI [11540]	26	58	1.5%
Boston-Cambridge-Quincy, MA-NH [14460]	25	25	1.4%
Modesto, CA [33700]	25	13	1.4%
Dayton, OH [19380]	25	10	1.4%
Oshkosh-Neenah, WI [36780]	24	46	1.4%
Cleveland-Elyria-Mentor, OH [17460]	23	30	1.3%
Houston-Sugar Land-Baytown, TX [26420]	22	30	1.2%
Greenville-Mauldin-Easley, SC [24860]	22	17	1.2%
Akron, OH [10420]	21	20	1.2%
Miami-Fort Lauderdale-Pompano Beach, FL [33100]	21	19	1.2%
Spartanburg, SC [43900]	18	19	1%
Greensboro-High Point, NC [24660]	18	18	1%
Dallas-Fort Worth-Arlington, TX [19100]	18	16	1%
Chattanooga, TN-GA [16860]	16	13	0.9%
Richmond, VA [40060]	14	19	0.8%
Austin-Round Rock, TX [12420]	14	18	0.8%
Washington-Arlington-Alexandria, DC-VA-MD-WV [47900]	14	10	0.8%
Reading, PA [39740]	13	8	0.7%
Charlotte-Gastonia-Concord, NC-SC [16740]	12	18	0.7%
Hartford-West Hartford-East Hartford, CT [25540]	12	9	0.7%
Provo-Orem, UT [39340]	12	3	0.7%
San Diego-Carlsbad-San Marcos, CA [41740]	11	15	0.6%
Milwaukee-Waukesha-West Allis, WI [33340]	11	10	0.6%
Boise City-Nampa, ID [14260]	11	9	0.6%
Durham, NC [20500]	10	14	0.6%
Rochester, NY [40380]	9	13	0.5%
Indianapolis-Carmel, IN [26900]	9	8	0.5%
St. Louis, MO-IL [41180]	8	9	0.5%
Albany-Schenectady-Troy, NY [10580]	8	8	0.5%
Winston-Salem, NC [49180]	8	7	0.5%
Stockton, CA [44700]	8	4	0.5%
Raleigh-Cary, NC [39580]	7	10	0.4%
Palm Bay-Melbourne-Titusville, FL [37340]	7	9	0.4%
Ann Arbor, MI [11460]	7	8	0.4%
Albuquerque, NM [10740]	7	7	0.4%
Riverside-San Bernardino-Ontario, CA [40140]	7	7	0.4%
Scranton--Wilkes-Barre, PA [42540]	7	1	0.4%
Memphis, TN-MS-AR [32820]	6	6	0.3%
Grand Rapids-Wyoming, MI [24340]	6	6	0.3%
Kansas City, MO-KS [28140]	5	8	0.3%
Tampa-St. Petersburg-Clearwater, FL [45300]	5	7	0.3%
Seattle-Tacoma-Bellevue, WA [42660]	5	6	0.3%
Columbus, OH [18140]	5	6	0.3%
Kingston, NY [28740]	5	4	0.3%
Knoxville, TN [28940]	5	3	0.3%
Oxnard-Thousand Oaks-Ventura, CA [37100]	5	3	0.3%
Mobile, AL [33660]	5	2	0.3%
Jacksonville, NC [27340]	5	1	0.3%
Portland-Vancouver-Beaverton, OR-WA [38900]	4	8	0.2%
Salt Lake City, UT [41620]	4	8	0.2%
Pittsburgh, PA [38300]	4	7	0.2%

Baltimore-Towson, MD [12580]	4	7	0.2%
Roanoke, VA [40220]	4	6	0.2%
Las Vegas-Paradise, NV [29820]	4	5	0.2%
Baton Rouge, LA [12940]	4	4	0.2%
Lafayette, LA [29180]	4	3	0.2%
Lancaster, PA [29540]	4	3	0.2%
Ogden-Clearfield, UT [36260]	4	2	0.2%
Canton-Massillon, OH [15940]	4	2	0.2%
Jacksonville, FL [27260]	3	7	0.2%
New Orleans-Metairie-Kenner, LA [35380]	3	5	0.2%
Tallahassee, FL [45220]	3	4	0.2%
Providence-New Bedford-Fall River, RI-MA [39300]	3	3	0.2%
Saginaw-Saginaw Township North, MI [40980]	3	3	0.2%
Tucson, AZ [46060]	3	3	0.2%
Denver-Aurora, CO [19740]	3	3	0.2%
Madison, WI [31540]	3	3	0.2%
Lansing-East Lansing, MI [29620]	3	2	0.2%
Greeley, CO [24540]	3	2	0.2%
Fort Collins-Loveland, CO [22660]	3	2	0.2%
Charleston-North Charleston, SC [16700]	3	2	0.2%
Fort Wayne, IN [23060]	3	2	0.2%
Vallejo-Fairfield, CA [46700]	3	2	0.2%
Bellingham, WA [13380]	3	1	0.2%
Orlando-Kissimmee, FL [36740]	2	8	0.1%
Sacramento--Arden-Arcade--Roseville, CA [40900]	2	7	0.1%
Lexington-Fayette, KY [30460]	2	5	0.1%
Toledo, OH [45780]	2	5	0.1%
Green Bay, WI [24580]	2	4	0.1%
Panama City-Lynn Haven, FL [37460]	2	4	0.1%
Worcester, MA [49340]	2	3	0.1%
Kalamazoo-Portage, MI [28020]	2	3	0.1%
Kingsport-Bristol-Bristol, TN-VA [28700]	2	3	0.1%
Nashville-Davidson--Murfreesboro--Franklin, TN [34980]	2	3	0.1%
Topeka, KS [45820]	2	2	0.1%
Erie, PA [21500]	2	2	0.1%
Santa Cruz-Watsonville, CA [42100]	2	2	0.1%
Duluth, MN-WI [20260]	2	2	0.1%
South Bend-Mishawaka, IN-MI [43780]	2	2	0.1%
Blacksburg-Christiansburg-Radford, VA [13980]	2	2	0.1%
San Antonio, TX [41700]	2	2	0.1%
Tulsa, OK [46140]	2	2	0.1%
Huntsville, AL [26620]	2	2	0.1%
Boulder, CO [14500]	2	2	0.1%
Johnson City, TN [27740]	2	2	0.1%
Lynchburg, VA [31340]	2	2	0.1%
Oklahoma City, OK [36420]	2	2	0.1%
Warner Robins, GA [47580]	2	2	0.1%
Lakeland, FL [29460]	2	2	0.1%
Olympia, WA [36500]	2	1	0.1%
Yuma, AZ [49740]	2	1	0.1%
Waco, TX [47380]	2	1	0.1%
Omaha-Council Bluffs, NE-IA [36540]	2	1	0.1%
Reno-Sparks, NV [39900]	2	1	0.1%
Jackson, MI [27100]	2	1	0.1%

> PERFUME COMPOSITIONS [512] - {246} : (62)

Metro Region	Patents	Inventors	% Of Class
New York-Northern New Jersey-Long Island, NY-NJ-PA [35620]	70	74	28.5%
Worcester, MA [49340]	30	27	12.2%
Minneapolis-St. Paul-Bloomington, MN-WI [33460]	27	28	11%

Philadelphia-Camden-Wilmington, PA-NJ-DE-MD [37980]	20	38	8.1%
Cincinnati-Middletown, OH-KY-IN [17140]	16	30	6.5%
Provo-Orem, UT [39340]	16	18	6.5%
Boston-Cambridge-Quincy, MA-NH [14460]	14	10	5.7%
Houston-Sugar Land-Baytown, TX [26420]	11	20	4.5%
Salt Lake City, UT [41620]	11	13	4.5%
Trenton-Ewing, NJ [45940]	10	4	4.1%
Allentown-Bethlehem-Easton, PA-NJ [10900]	9	4	3.7%
Baltimore-Towson, MD [12580]	8	7	3.3%
Chicago-Naperville-Joliet, IL-IN-WI [16980]	7	15	2.8%
Buffalo-Niagara Falls, NY [15380]	7	3	2.8%
Dayton, OH [19380]	6	4	2.4%
Columbus, OH [18140]	6	3	2.4%
Greenville, NC [24780]	6	2	2.4%
Oshkosh-Neenah, WI [36780]	5	10	2%
Appleton, WI [11540]	5	9	2%
San Francisco-Oakland-Fremont, CA [41860]	5	5	2%
Bridgeport-Stamford-Norwalk, CT [14860]	4	5	1.6%
Phoenix-Mesa-Scottsdale, AZ [38060]	4	3	1.6%
San Jose-Sunnyvale-Santa Clara, CA [41940]	3	4	1.2%
Providence-New Bedford-Fall River, RI-MA [39300]	3	4	1.2%
Riverside-San Bernardino-Ontario, CA [40140]	3	3	1.2%
Sacramento--Arden-Arcade--Roseville, CA [40900]	2	2	0.8%
Greensboro-High Point, NC [24660]	2	2	0.8%
Albany-Schenectady-Troy, NY [10580]	2	1	0.8%
Dover, DE [20100]	2	1	0.8%
Denver-Aurora, CO [19740]	2	1	0.8%

> DRUG, BIO-AFFECTING AND BODY TREATING COMPOSITIONS [514] - {22632} : (234)

Metro Region	Patents	Inventors	% Of Class
New York-Northern New Jersey-Long Island, NY-NJ-PA [35620]	4162	4092	18.4%
Boston-Cambridge-Quincy, MA-NH [14460]	3475	3512	15.4%
San Francisco-Oakland-Fremont, CA [41860]	3157	2844	13.9%
Philadelphia-Camden-Wilmington, PA-NJ-DE-MD [37980]	2847	2506	12.6%
San Diego-Carlsbad-San Marcos, CA [41740]	2467	2677	10.9%
San Jose-Sunnyvale-Santa Clara, CA [41940]	1707	1025	7.5%
Trenton-Ewing, NJ [45940]	994	464	4.4%
Chicago-Naperville-Joliet, IL-IN-WI [16980]	925	1111	4.1%
Durham, NC [20500]	924	942	4.1%
Washington-Arlington-Alexandria, DC-VA-MD-WV [47900]	865	839	3.8%
New Haven-Milford, CT [35300]	796	633	3.5%
Raleigh-Cary, NC [39580]	729	732	3.2%
Worcester, MA [49340]	665	322	2.9%
Indianapolis-Carmel, IN [26900]	638	854	2.8%
Hartford-West Hartford-East Hartford, CT [25540]	503	259	2.2%
Seattle-Tacoma-Bellevue, WA [42660]	483	505	2.1%
Baltimore-Towson, MD [12580]	439	436	1.9%
Norwich-New London, CT [35980]	381	348	1.7%
Oxnard-Thousand Oaks-Ventura, CA [37100]	377	358	1.7%
Bridgeport-Stamford-Norwalk, CT [14860]	354	256	1.6%
Dallas-Fort Worth-Arlington, TX [19100]	346	327	1.5%
Atlanta-Sandy Springs-Marietta, GA [12060]	337	315	1.5%
Ann Arbor, MI [11460]	332	399	1.5%
Denver-Aurora, CO [19740]	329	341	1.5%
Boulder, CO [14500]	316	339	1.4%
Houston-Sugar Land-Baytown, TX [26420]	301	366	1.3%
Allentown-Bethlehem-Easton, PA-NJ [10900]	284	141	1.3%
Madison, WI [31540]	256	222	1.1%
Phoenix-Mesa-Scottsdale, AZ [38060]	229	185	1%
Albany-Schenectady-Troy, NY [10580]	207	167	0.9%

St. Louis, MO-IL [41180]	191	215	0.8%
Cincinnati-Middletown, OH-KY-IN [17140]	183	229	0.8%
Detroit-Warren-Livonia, MI [19820]	182	128	0.8%
Greeley, CO [24540]	177	159	0.8%
Fort Collins-Loveland, CO [22660]	163	130	0.7%
Tampa-St. Petersburg-Clearwater, FL [45300]	162	152	0.7%
Providence-New Bedford-Fall River, RI-MA [39300]	159	120	0.7%
Kalamazoo-Portage, MI [28020]	158	166	0.7%
Minneapolis-St. Paul-Bloomington, MN-WI [33460]	150	124	0.7%
Miami-Fort Lauderdale-Pompano Beach, FL [33100]	146	130	0.6%
Pittsburgh, PA [38300]	145	151	0.6%
Salt Lake City, UT [41620]	138	180	0.6%
Kansas City, MO-KS [28140]	136	124	0.6%
Reading, PA [39740]	130	57	0.6%
Memphis, TN-MS-AR [32820]	119	127	0.5%
Columbus, OH [18140]	118	140	0.5%
Riverside-San Bernardino-Ontario, CA [40140]	118	67	0.5%
Tucson, AZ [46060]	114	90	0.5%
Winston-Salem, NC [49180]	112	112	0.5%
San Antonio, TX [41700]	110	98	0.5%
Santa Cruz-Watsonville, CA [42100]	107	57	0.5%
Nashville-Davidson--Murfreeseboro--Franklin, TN [34980]	104	107	0.5%
Sacramento--Arden-Arcade--Roseville, CA [40900]	100	85	0.4%
Laredo, TX [29700]	97	86	0.4%
Austin-Round Rock, TX [12420]	95	81	0.4%
Greensboro-High Point, NC [24660]	92	98	0.4%
Gainesville, FL [23540]	90	86	0.4%
Charlottesville, VA [16820]	90	71	0.4%
Topeka, KS [45820]	89	87	0.4%
Birmingham-Hoover, AL [13820]	87	89	0.4%
Vallejo-Fairfield, CA [46700]	86	78	0.4%
Rochester, NY [40380]	85	103	0.4%
Cleveland-Elyria-Mentor, OH [17460]	79	75	0.3%
Lexington-Fayette, KY [30460]	77	84	0.3%
Iowa City, IA [26980]	75	70	0.3%
Santa Rosa-Petaluma, CA [42220]	74	36	0.3%
Manchester-Nashua, NH [31700]	74	31	0.3%
Blacksburg-Christiansburg-Radford, VA [13980]	67	47	0.3%
Milwaukee-Waukesha-West Allis, WI [33340]	66	60	0.3%
Racine, WI [39540]	66	29	0.3%
Grand Rapids-Wyoming, MI [24340]	64	32	0.3%
Portland-Vancouver-Beaverton, OR-WA [38900]	62	72	0.3%
Buffalo-Niagara Falls, NY [15380]	57	44	0.3%
Richmond, VA [40060]	53	64	0.2%
New Orleans-Metairie-Kenner, LA [35380]	50	50	0.2%
Oklahoma City, OK [36420]	48	54	0.2%
Athens-Clarke County, GA [12020]	46	44	0.2%
Omaha-Council Bluffs, NE-IA [36540]	43	36	0.2%
Tallahassee, FL [45220]	43	28	0.2%
Burlington, NC [15500]	42	14	0.2%
Charleston-North Charleston, SC [16700]	41	37	0.2%
Rochester, MN [40340]	40	47	0.2%
Champaign-Urbana, IL [16580]	39	48	0.2%
College Station-Bryan, TX [17780]	39	36	0.2%
Bloomington, IN [14020]	37	25	0.2%
Orlando-Kissimmee, FL [36740]	36	29	0.2%
Las Vegas-Paradise, NV [29820]	36	19	0.2%
Harrisburg-Carlisle, PA [25420]	35	53	0.2%
South Bend-Mishawaka, IN-MI [43780]	35	29	0.2%
Bellingham, WA [13380]	35	14	0.2%
Little Rock-North Little Rock-Conway, AR [30780]	34	46	0.2%
Akron, OH [10420]	33	34	0.1%
Lancaster, PA [29540]	33	16	0.1%
Lansing-East Lansing, MI [29620]	32	34	0.1%
Portland-South Portland-Biddeford, ME [38860]	32	26	0.1%

Huntsville, AL [26620]	31	33	0.1%
Jackson, MI [27100]	31	18	0.1%
Provo-Orem, UT [39340]	31	17	0.1%
Louisville/Jefferson County, KY-IN [31140]	30	37	0.1%
Asheville, NC [11700]	30	14	0.1%
Port St. Lucie, FL [38940]	28	20	0.1%
Reno-Sparks, NV [39900]	28	14	0.1%
Kingston, NY [28740]	28	11	0.1%
Modesto, CA [33700]	26	20	0.1%
Toledo, OH [45780]	25	26	0.1%
Syracuse, NY [45060]	25	18	0.1%
Charlotte-Gastonia-Concord, NC-SC [16740]	24	22	0.1%
Salinas, CA [41500]	24	10	0.1%
Jacksonville, FL [27260]	23	24	0.1%
Augusta-Richmond County, GA-SC [12260]	23	23	0.1%
Bremerton-Silverdale, WA [14740]	23	20	0.1%
Palm Bay-Melbourne-Titusville, FL [37340]	23	16	0.1%
Hagerstown-Martinsburg, MD-WV [25180]	23	14	0.1%
Baton Rouge, LA [12940]	22	38	0.1%
Virginia Beach-Norfolk-Newport News, VA-NC [47260]	22	20	0.1%
Mobile, AL [33660]	22	9	0.1%
Eugene-Springfield, OR [21660]	20	18	0.1%
Yuba City, CA [49700]	20	11	0.1%
Lincoln, NE [30700]	20	10	0.1%
Des Moines-West Des Moines, IA [19780]	19	29	0.1%
Shreveport-Bossier City, LA [43340]	19	12	0.1%
Burlington-South Burlington, VT [15540]	18	18	0.1%
Cape Coral-Fort Myers, FL [15980]	18	16	0.1%
Greenville-Mauldin-Easley, SC [24860]	18	13	0.1%
Springfield, MA [44140]	18	12	0.1%
Elkhart-Goshen, IN [21140]	17	9	0.1%
Dayton, OH [19380]	15	13	0.1%
Visalia-Porterville, CA [47300]	15	6	0.1%
Greenville, NC [24780]	14	15	0.1%
San Luis Obispo-Paso Robles, CA [42020]	14	12	0.1%
Spartanburg, SC [43900]	14	11	0.1%
Tuscaloosa, AL [46220]	14	10	0.1%
Knoxville, TN [28940]	13	19	0.1%
Columbia, SC [17900]	13	19	0.1%
State College, PA [44300]	13	16	0.1%
Las Cruces, NM [29740]	13	9	0.1%
York-Hanover, PA [49620]	13	8	0.1%
Salem, OR [41420]	13	5	0.1%
Albuquerque, NM [10740]	12	22	0.1%
Waco, TX [47380]	12	15	0.1%
Ogden-Clearfield, UT [36260]	12	12	0.1%
Wilmington, NC [48900]	12	10	0.1%
Lakeland, FL [29460]	12	9	0.1%
Stockton, CA [44700]	11	13	0%
Fayetteville-Springdale-Rogers, AR-MO [22220]	10	10	0%
Killeen-Temple-Fort Hood, TX [28660]	10	9	0%
Binghamton, NY [13780]	10	8	0%
Roanoke, VA [40220]	10	7	0%
Jackson, MS [27140]	9	15	0%
Duluth, MN-WI [20260]	9	11	0%
Kingsport-Bristol-Bristol, TN-VA [28700]	9	10	0%
Naples-Marco Island, FL [34940]	9	9	0%
Evansville, IN-KY [21780]	9	8	0%
Fresno, CA [23420]	9	7	0%
Colorado Springs, CO [17820]	9	6	0%
Ocala, FL [36100]	9	4	0%
Florence, SC [22500]	8	13	0%
Columbia, MO [17860]	8	10	0%
Lynchburg, VA [31340]	8	8	0%
Bakersfield, CA [12540]	8	7	0%

Bend, OR [13460]	7	11	0%
Boise City-Nampa, ID [14260]	7	10	0%
Peoria, IL [37900]	7	9	0%
Utica-Rome, NY [46540]	6	6	0%
Janesville, WI [27500]	6	5	0%
Chattanooga, TN-GA [16860]	6	3	0%
Springfield, IL [44100]	5	8	0%
Rockford, IL [40420]	5	7	0%
Johnson City, TN [27740]	5	7	0%
El Paso, TX [21340]	5	5	0%
Barnstable Town, MA [12700]	5	4	0%
Gainesville, GA [23580]	5	3	0%
Terre Haute, IN [45460]	5	3	0%
Deltona-Daytona Beach-Ormond Beach, FL [19660]	5	2	0%
Waterloo-Cedar Falls, IA [47940]	5	2	0%
Jacksonville, NC [27340]	5	1	0%
Spokane, WA [44060]	4	6	0%
Lubbock, TX [31180]	4	5	0%
Tyler, TX [46340]	4	4	0%
Sioux Falls, SD [43620]	4	4	0%
Cedar Rapids, IA [16300]	4	4	0%
Medford, OR [32780]	4	4	0%
Panama City-Lynn Haven, FL [37460]	4	3	0%
St. Cloud, MN [41060]	4	3	0%
Springfield, MO [44180]	4	2	0%
Chico, CA [17020]	4	2	0%
Olympia, WA [36500]	4	2	0%
Sioux City, IA-NE-SD [43580]	4	1	0%
Appleton, WI [11540]	3	12	0%
Oshkosh-Neenah, WI [36780]	3	11	0%
Monroe, LA [33740]	3	5	0%
Green Bay, WI [24580]	3	3	0%
Youngstown-Warren-Boardman, OH-PA [49660]	3	3	0%
Canton-Massillon, OH [15940]	3	3	0%
Atlantic City, NJ [12100]	3	2	0%
Prescott, AZ [39140]	3	2	0%
Fayetteville, NC [22180]	3	1	0%
Tulsa, OK [46140]	2	4	0%
Eau Claire, WI [20740]	2	3	0%
Vineland-Millville-Bridgeton, NJ [47220]	2	3	0%
Billings, MT [13740]	2	3	0%
Scranton--Wilkes-Barre, PA [42540]	2	2	0%
Erie, PA [21500]	2	2	0%
Fort Wayne, IN [23060]	2	2	0%
Saginaw-Saginaw Township North, MI [40980]	2	2	0%
Davenport-Moline-Rock Island, IA-IL [19340]	2	2	0%
Savannah, GA [42340]	2	2	0%
Fort Smith, AR-OK [22900]	2	2	0%
Salisbury, MD [41540]	2	2	0%
Kennewick-Richland-Pasco, WA [28420]	2	2	0%
Albany, GA [10500]	2	1	0%
Longview, TX [30980]	2	1	0%
Fargo, ND-MN [22020]	2	1	0%
Huntington-Ashland, WV-KY-OH [26580]	2	1	0%
Pensacola-Ferry Pass-Brent, FL [37860]	2	1	0%

> COLLOID SYSTEMS AND WETTING AGENTS; SUBCOMBINATIONS THEREOF; PROCESSES OF [516] - {189} : (80)

Metro Region	Patents	Inventors	% Of Class
New York-Northern New Jersey-Long Island, NY-NJ-PA [35620]	38	26	20.1%



Philadelphia-Camden-Wilmington, PA-NJ-DE-MD [37980]	31	36	16.4%
Houston-Sugar Land-Baytown, TX [26420]	22	31	11.6%
Trenton-Ewing, NJ [45940]	13	8	6.9%
Chicago-Naperville-Joliet, IL-IN-WI [16980]	12	16	6.3%
Atlanta-Sandy Springs-Marietta, GA [12060]	11	12	5.8%
San Jose-Sunnyvale-Santa Clara, CA [41940]	9	12	4.8%
Bridgeport-Stamford-Norwalk, CT [14860]	9	7	4.8%
San Francisco-Oakland-Fremont, CA [41860]	8	19	4.2%
Dallas-Fort Worth-Arlington, TX [19100]	8	9	4.2%
Allentown-Bethlehem-Easton, PA-NJ [10900]	7	9	3.7%
Minneapolis-St. Paul-Bloomington, MN-WI [33460]	7	6	3.7%
Boston-Cambridge-Quincy, MA-NH [14460]	6	12	3.2%
Seattle-Tacoma-Bellevue, WA [42660]	6	10	3.2%
Austin-Round Rock, TX [12420]	5	4	2.6%
Columbus, OH [18140]	4	20	2.1%
Pittsburgh, PA [38300]	4	8	2.1%
New Haven-Milford, CT [35300]	4	8	2.1%
Phoenix-Mesa-Scottsdale, AZ [38060]	4	7	2.1%
Orlando-Kissimmee, FL [36740]	4	7	2.1%
Reading, PA [39740]	4	5	2.1%
Palm Bay-Melbourne-Titusville, FL [37340]	4	4	2.1%
Cincinnati-Middletown, OH-KY-IN [17140]	4	3	2.1%
Jackson, MS [27140]	4	2	2.1%
Louisville/Jefferson County, KY-IN [31140]	4	2	2.1%
Rochester, NY [40380]	3	9	1.6%
Cleveland-Elyria-Mentor, OH [17460]	3	7	1.6%
Champaign-Urbana, IL [16580]	3	5	1.6%
Albany-Schenectady-Troy, NY [10580]	3	4	1.6%
Jacksonville, FL [27260]	3	4	1.6%
Deltona-Daytona Beach-Ormond Beach, FL [19660]	3	1	1.6%
Modesto, CA [33700]	2	4	1.1%
Hartford-West Hartford-East Hartford, CT [25540]	2	3	1.1%
Akron, OH [10420]	2	3	1.1%
Stockton, CA [44700]	2	3	1.1%
Baltimore-Towson, MD [12580]	2	2	1.1%
Salt Lake City, UT [41620]	2	2	1.1%
York-Hanover, PA [49620]	2	2	1.1%
Knoxville, TN [28940]	2	2	1.1%
San Diego-Carlsbad-San Marcos, CA [41740]	2	2	1.1%
Richmond, VA [40060]	2	2	1.1%
Ann Arbor, MI [11460]	2	2	1.1%
Las Vegas-Paradise, NV [29820]	2	2	1.1%
Charlottesville, VA [16820]	2	1	1.1%
Tucson, AZ [46060]	2	1	1.1%

> CHEMISTRY: FISCHER-TROPSCH PROCESSES; OR PURIFICATION OR RECOVERY OF PRODUCTS THEREOF [518] - {222} : (60)

Metro Region	Patents	Inventors	% Of Class
Tulsa, OK [46140]	51	57	23%
Houston-Sugar Land-Baytown, TX [26420]	47	65	21.2%
San Francisco-Oakland-Fremont, CA [41860]	27	24	12.2%
New York-Northern New Jersey-Long Island, NY-NJ-PA [35620]	17	13	7.7%
Vallejo-Fairfield, CA [46700]	17	4	7.7%
Denver-Aurora, CO [19740]	14	20	6.3%
Kennewick-Richland-Pasco, WA [28420]	11	20	5%
Washington-Arlington-Alexandria, DC-VA-MD-WV [47900]	11	13	5%
Boulder, CO [14500]	11	9	5%
Chicago-Naperville-Joliet, IL-IN-WI [16980]	10	16	4.5%
Philadelphia-Camden-Wilmington, PA-NJ-DE-MD [37980]	8	6	3.6%
Columbus, OH [18140]	7	17	3.2%

Baton Rouge, LA [12940]	7	9	3.2%
Santa Rosa-Petaluma, CA [42220]	7	1	3.2%
Fort Collins-Loveland, CO [22660]	6	3	2.7%
Greeley, CO [24540]	6	3	2.7%
Riverside-San Bernardino-Ontario, CA [40140]	5	5	2.3%
Iowa City, IA [26980]	5	1	2.3%
Cedar Rapids, IA [16300]	5	1	2.3%
Boston-Cambridge-Quincy, MA-NH [14460]	4	4	1.8%
Madison, WI [31540]	4	3	1.8%
Tampa-St. Petersburg-Clearwater, FL [45300]	4	2	1.8%
Allentown-Bethlehem-Easton, PA-NJ [10900]	3	5	1.4%
Minneapolis-St. Paul-Bloomington, MN-WI [33460]	3	4	1.4%
San Jose-Sunnyvale-Santa Clara, CA [41940]	3	4	1.4%
San Diego-Carlsbad-San Marcos, CA [41740]	3	3	1.4%
Trenton-Ewing, NJ [45940]	3	3	1.4%
Monroe, LA [33740]	3	2	1.4%
Cleveland-Elyria-Mentor, OH [17460]	3	2	1.4%
Lakeland, FL [29460]	3	1	1.4%
Des Moines-West Des Moines, IA [19780]	3	1	1.4%
College Station-Bryan, TX [17780]	3	1	1.4%
St. Louis, MO-IL [41180]	3	1	1.4%
Cincinnati-Middletown, OH-KY-IN [17140]	2	4	0.9%
Sacramento--Arden-Arcade--Roseville, CA [40900]	2	3	0.9%
Bridgeport-Stamford-Norwalk, CT [14860]	2	2	0.9%
New Haven-Milford, CT [35300]	2	2	0.9%
Phoenix-Mesa-Scottsdale, AZ [38060]	2	2	0.9%
Lexington-Fayette, KY [30460]	2	1	0.9%
Akron, OH [10420]	2	1	0.9%

> SYNTHETIC RESINS OR NATURAL RUBBERS -- PART OF THE CLASS 520 SERIES [520] - {29} : (18)

Metro Region	Patents	Inventors	% Of Class
New York-Northern New Jersey-Long Island, NY-NJ-PA [35620]	11	2	37.9%
Syracuse, NY [45060]	10	3	34.5%
San Francisco-Oakland-Fremont, CA [41860]	5	1	17.2%
Cleveland-Elyria-Mentor, OH [17460]	2	7	6.9%
Sioux City, IA-NE-SD [43580]	2	3	6.9%
Chicago-Naperville-Joliet, IL-IN-WI [16980]	2	2	6.9%
Houston-Sugar Land-Baytown, TX [26420]	2	1	6.9%

> SYNTHETIC RESINS OR NATURAL RUBBERS -- PART OF THE CLASS 520 SERIES [521] - {1313} : (189)

Metro Region	Patents	Inventors	% Of Class
Philadelphia-Camden-Wilmington, PA-NJ-DE-MD [37980]	131	145	10%
San Francisco-Oakland-Fremont, CA [41860]	119	130	9.1%
New York-Northern New Jersey-Long Island, NY-NJ-PA [35620]	67	76	5.1%
Houston-Sugar Land-Baytown, TX [26420]	53	73	4%
Chicago-Naperville-Joliet, IL-IN-WI [16980]	45	52	3.4%
Detroit-Warren-Livonia, MI [19820]	42	61	3.2%
Akron, OH [10420]	42	50	3.2%
San Jose-Sunnyvale-Santa Clara, CA [41940]	41	55	3.1%
Cleveland-Elyria-Mentor, OH [17460]	41	53	3.1%
Boston-Cambridge-Quincy, MA-NH [14460]	41	44	3.1%
Minneapolis-St. Paul-Bloomington, MN-WI [33460]	40	44	3%
Atlanta-Sandy Springs-Marietta, GA [12060]	37	51	2.8%
Salt Lake City, UT [41620]	37	28	2.8%
Columbus, OH [18140]	30	30	2.3%

Pittsburgh, PA [38300]	29	41	2.2%
Denver-Aurora, CO [19740]	25	29	1.9%
Rochester, NY [40380]	23	28	1.8%
Miami-Fort Lauderdale-Pompano Beach, FL [33100]	23	25	1.8%
Ann Arbor, MI [11460]	23	20	1.8%
Dallas-Fort Worth-Arlington, TX [19100]	22	22	1.7%
Allentown-Bethlehem-Easton, PA-NJ [10900]	22	17	1.7%
Providence-New Bedford-Fall River, RI-MA [39300]	20	16	1.5%
Reading, PA [39740]	19	12	1.4%
Tampa-St. Petersburg-Clearwater, FL [45300]	18	17	1.4%
Phoenix-Mesa-Scottsdale, AZ [38060]	18	13	1.4%
Albuquerque, NM [10740]	17	19	1.3%
Sacramento--Arden-Arcade--Roseville, CA [40900]	17	13	1.3%
Canton-Massillon, OH [15940]	17	11	1.3%
Charlotte-Gastonia-Concord, NC-SC [16740]	16	11	1.2%
Washington-Arlington-Alexandria, DC-VA-MD-WV [47900]	15	21	1.1%
Portland-Vancouver-Beaverton, OR-WA [38900]	15	15	1.1%
Evansville, IN-KY [21780]	15	13	1.1%
Santa Rosa-Petaluma, CA [42220]	15	9	1.1%
Hartford-West Hartford-East Hartford, CT [25540]	14	19	1.1%
Albany-Schenectady-Troy, NY [10580]	14	18	1.1%
Cincinnati-Middletown, OH-KY-IN [17140]	13	22	1%
Indianapolis-Carmel, IN [26900]	13	12	1%
Milwaukee-Waukesha-West Allis, WI [33340]	13	12	1%
Tulsa, OK [46140]	13	12	1%
Santa Cruz-Watsonville, CA [42100]	13	11	1%
Chattanooga, TN-GA [16860]	12	10	0.9%
Austin-Round Rock, TX [12420]	12	9	0.9%
Oxnard-Thousand Oaks-Ventura, CA [37100]	11	14	0.8%
Seattle-Tacoma-Bellevue, WA [42660]	10	13	0.8%
Buffalo-Niagara Falls, NY [15380]	10	12	0.8%
Riverside-San Bernardino-Ontario, CA [40140]	10	10	0.8%
New Haven-Milford, CT [35300]	10	9	0.8%
Saginaw-Saginaw Township North, MI [40980]	10	7	0.8%
San Diego-Carlsbad-San Marcos, CA [41740]	9	12	0.7%
Bridgeport-Stamford-Norwalk, CT [14860]	9	10	0.7%
Boulder, CO [14500]	9	9	0.7%
South Bend-Mishawaka, IN-MI [43780]	8	11	0.6%
Youngstown-Warren-Boardman, OH-PA [49660]	8	11	0.6%
Grand Rapids-Wyoming, MI [24340]	8	8	0.6%
Raleigh-Cary, NC [39580]	8	8	0.6%
Charleston, WV [16620]	8	8	0.6%
Las Vegas-Paradise, NV [29820]	8	7	0.6%
Tucson, AZ [46060]	8	6	0.6%
Elkhart-Goshen, IN [21140]	8	6	0.6%
Appleton, WI [11540]	7	14	0.5%
Kansas City, MO-KS [28140]	7	13	0.5%
Modesto, CA [33700]	7	12	0.5%
Greenville-Mauldin-Easley, SC [24860]	7	10	0.5%
Memphis, TN-MS-AR [32820]	7	10	0.5%
Toledo, OH [45780]	7	9	0.5%
Omaha-Council Bluffs, NE-IA [36540]	7	9	0.5%
Knoxville, TN [28940]	7	9	0.5%
Hickory-Lenoir-Morganton, NC [25860]	7	7	0.5%
Manchester-Nashua, NH [31700]	7	4	0.5%
Madison, WI [31540]	7	4	0.5%
Yuba City, CA [49700]	7	4	0.5%
Oshkosh-Neenah, WI [36780]	6	13	0.5%
St. Louis, MO-IL [41180]	6	9	0.5%
Spartanburg, SC [43900]	6	9	0.5%
Des Moines-West Des Moines, IA [19780]	6	8	0.5%
Springfield, MA [44140]	6	7	0.5%
Durham, NC [20500]	6	7	0.5%
Greeley, CO [24540]	6	6	0.5%
Worcester, MA [49340]	6	5	0.5%

Topeka, KS [45820]	6	3	0.5%
Portland-South Portland-Biddeford, ME [38860]	6	3	0.5%
Tallahassee, FL [45220]	6	3	0.5%
Gainesville, GA [23580]	6	2	0.5%
Lakeland, FL [29460]	6	2	0.5%
Athens-Clarke County, GA [12020]	6	1	0.5%
Columbia, MO [17860]	5	11	0.4%
Dayton, OH [19380]	5	6	0.4%
State College, PA [44300]	5	5	0.4%
Provo-Orem, UT [39340]	5	5	0.4%
Nashville-Davidson--Murfreesboro--Franklin, TN [34980]	5	4	0.4%
Birmingham-Hoover, AL [13820]	5	4	0.4%
Fort Wayne, IN [23060]	5	3	0.4%
Reno-Sparks, NV [39900]	5	3	0.4%
Racine, WI [39540]	5	2	0.4%
Fayetteville, NC [22180]	5	2	0.4%
Kingsport-Bristol-Bristol, TN-VA [28700]	4	9	0.3%
Virginia Beach-Norfolk-Newport News, VA-NC [47260]	4	6	0.3%
Wilmington, NC [48900]	4	5	0.3%
San Antonio, TX [41700]	4	5	0.3%
Greensboro-High Point, NC [24660]	4	4	0.3%
Columbia, SC [17900]	4	4	0.3%
Orlando-Kissimmee, FL [36740]	4	4	0.3%
Gainesville, FL [23540]	4	4	0.3%
Richmond, VA [40060]	4	4	0.3%
Lancaster, PA [29540]	4	4	0.3%
Jacksonville, FL [27260]	4	4	0.3%
Fort Collins-Loveland, CO [22660]	4	3	0.3%
Jackson, MI [27100]	4	3	0.3%
Trenton-Ewing, NJ [45940]	4	3	0.3%
York-Hanover, PA [49620]	4	2	0.3%
Winston-Salem, NC [49180]	4	2	0.3%
Lansing-East Lansing, MI [29620]	4	2	0.3%
Sioux Falls, SD [43620]	3	4	0.2%
Colorado Springs, CO [17820]	3	4	0.2%
Terre Haute, IN [45460]	3	4	0.2%
Ogden-Clearfield, UT [36260]	3	4	0.2%
Laredo, TX [29700]	3	3	0.2%
Wichita, KS [48620]	3	3	0.2%
Bend, OR [13460]	3	3	0.2%
Flint, MI [22420]	3	3	0.2%
Jackson, MS [27140]	3	3	0.2%
Cape Coral-Fort Myers, FL [15980]	3	3	0.2%
Stockton, CA [44700]	3	3	0.2%
Fresno, CA [23420]	3	3	0.2%
Baltimore-Towson, MD [12580]	3	2	0.2%
Vallejo-Fairfield, CA [46700]	3	2	0.2%
Palm Bay-Melbourne-Titusville, FL [37340]	2	5	0.2%
Eugene-Springfield, OR [21660]	2	4	0.2%
Johnson City, TN [27740]	2	4	0.2%
San Luis Obispo-Paso Robles, CA [42020]	2	4	0.2%
Erie, PA [21500]	2	3	0.2%
Huntsville, AL [26620]	2	3	0.2%
Kennewick-Richland-Pasco, WA [28420]	2	2	0.2%
Salem, OR [41420]	2	2	0.2%
Naples-Marco Island, FL [34940]	2	2	0.2%
Harrisburg-Carlisle, PA [25420]	2	2	0.2%
Tyler, TX [46340]	2	2	0.2%
Kingston, NY [28740]	2	2	0.2%
Syracuse, NY [45060]	2	2	0.2%
Medford, OR [32780]	2	2	0.2%
Niles-Benton Harbor, MI [35660]	2	2	0.2%
Kalamazoo-Portage, MI [28020]	2	2	0.2%
New Orleans-Metairie-Kenner, LA [35380]	2	1	0.2%
Augusta-Richmond County, GA-SC [12260]	2	1	0.2%

## &gt; SYNTHETIC RESINS OR NATURAL RUBBERS -- PART OF THE CLASS 520 SERIES [522] - {1281} : (185)

Metro Region	Patents	Inventors	% Of Class
New York-Northern New Jersey-Long Island, NY-NJ-PA [35620]	82	92	6.4%
Minneapolis-St. Paul-Bloomington, MN-WI [33460]	77	78	6%
San Francisco-Oakland-Fremont, CA [41860]	65	68	5.1%
Chicago-Naperville-Joliet, IL-IN-WI [16980]	63	80	4.9%
Houston-Sugar Land-Baytown, TX [26420]	61	36	4.8%
Boston-Cambridge-Quincy, MA-NH [14460]	47	47	3.7%
San Jose-Sunnyvale-Santa Clara, CA [41940]	47	46	3.7%
Seattle-Tacoma-Bellevue, WA [42660]	45	52	3.5%
Detroit-Warren-Livonia, MI [19820]	40	41	3.1%
Philadelphia-Camden-Wilmington, PA-NJ-DE-MD [37980]	39	54	3%
San Diego-Carlsbad-San Marcos, CA [41740]	33	30	2.6%
Denver-Aurora, CO [19740]	32	39	2.5%
Dallas-Fort Worth-Arlington, TX [19100]	32	33	2.5%
Pittsburgh, PA [38300]	30	52	2.3%
Atlanta-Sandy Springs-Marietta, GA [12060]	29	38	2.3%
Miami-Fort Lauderdale-Pompano Beach, FL [33100]	27	24	2.1%
Akron, OH [10420]	25	27	2%
Modesto, CA [33700]	24	7	1.9%
Cleveland-Elyria-Mentor, OH [17460]	22	32	1.7%
Hartford-West Hartford-East Hartford, CT [25540]	21	25	1.6%
Washington-Arlington-Alexandria, DC-VA-MD-WV [47900]	21	19	1.6%
Tampa-St. Petersburg-Clearwater, FL [45300]	20	26	1.6%
Cincinnati-Middletown, OH-KY-IN [17140]	18	25	1.4%
Raleigh-Cary, NC [39580]	18	18	1.4%
Durham, NC [20500]	18	18	1.4%
Milwaukee-Waukesha-West Allis, WI [33340]	18	15	1.4%
Boulder, CO [14500]	17	17	1.3%
Columbus, OH [18140]	16	29	1.2%
Riverside-San Bernardino-Ontario, CA [40140]	16	14	1.2%
Appleton, WI [11540]	16	8	1.2%
Albany-Schenectady-Troy, NY [10580]	15	19	1.2%
New Haven-Milford, CT [35300]	14	11	1.1%
Green Bay, WI [24580]	14	5	1.1%
Grand Rapids-Wyoming, MI [24340]	13	25	1%
Charlotte-Gastonia-Concord, NC-SC [16740]	13	16	1%
Dayton, OH [19380]	13	15	1%
Austin-Round Rock, TX [12420]	13	14	1%
Kansas City, MO-KS [28140]	12	19	0.9%
Las Vegas-Paradise, NV [29820]	12	11	0.9%
South Bend-Mishawaka, IN-MI [43780]	12	9	0.9%
Lancaster, PA [29540]	11	19	0.9%
Greensboro-High Point, NC [24660]	11	13	0.9%
Rochester, NY [40380]	10	15	0.8%
Knoxville, TN [28940]	10	11	0.8%
Nashville-Davidson--Murfreesboro--Franklin, TN [34980]	9	15	0.7%
Providence-New Bedford-Fall River, RI-MA [39300]	9	11	0.7%
Portland-Vancouver-Beaverton, OR-WA [38900]	9	11	0.7%
Ann Arbor, MI [11460]	9	10	0.7%
Sacramento--Arden-Arcade--Roseville, CA [40900]	8	13	0.6%
Orlando-Kissimmee, FL [36740]	8	12	0.6%
Phoenix-Mesa-Scottsdale, AZ [38060]	8	11	0.6%
Trenton-Ewing, NJ [45940]	8	3	0.6%
Iowa City, IA [26980]	7	12	0.5%
Salt Lake City, UT [41620]	7	12	0.5%
Springfield, MA [44140]	7	10	0.5%
Palm Bay-Melbourne-Titusville, FL [37340]	7	9	0.5%
Toledo, OH [45780]	7	7	0.5%
Indianapolis-Carmel, IN [26900]	7	6	0.5%

Allentown-Bethlehem-Easton, PA-NJ [10900]	7	5	0.5%
Kalamazoo-Portage, MI [28020]	7	2	0.5%
Fresno, CA [23420]	7	1	0.5%
Louisville/Jefferson County, KY-IN [31140]	6	14	0.5%
Birmingham-Hoover, AL [13820]	6	7	0.5%
Greeley, CO [24540]	6	7	0.5%
Hickory-Lenoir-Morganton, NC [25860]	6	6	0.5%
Reading, PA [39740]	6	5	0.5%
San Antonio, TX [41700]	6	5	0.5%
Bend, OR [13460]	6	5	0.5%
Fort Wayne, IN [23060]	6	5	0.5%
Laredo, TX [29700]	6	5	0.5%
Baton Rouge, LA [12940]	6	5	0.5%
Provo-Orem, UT [39340]	6	5	0.5%
Ogden-Clearfield, UT [36260]	6	4	0.5%
Buffalo-Niagara Falls, NY [15380]	6	4	0.5%
Bakersfield, CA [12540]	6	4	0.5%
York-Hanover, PA [49620]	6	3	0.5%
Davenport-Moline-Rock Island, IA-IL [19340]	5	11	0.4%
Des Moines-West Des Moines, IA [19780]	5	9	0.4%
Omaha-Council Bluffs, NE-IA [36540]	5	8	0.4%
Worcester, MA [49340]	5	7	0.4%
St. Louis, MO-IL [41180]	5	7	0.4%
Santa Cruz-Watsonville, CA [42100]	5	7	0.4%
Fort Collins-Loveland, CO [22660]	5	6	0.4%
Virginia Beach-Norfolk-Newport News, VA-NC [47260]	5	5	0.4%
Bridgeport-Stamford-Norwalk, CT [14860]	5	5	0.4%
Greenville-Mauldin-Easley, SC [24860]	5	5	0.4%
Manchester-Nashua, NH [31700]	5	4	0.4%
Flint, MI [22420]	5	4	0.4%
Myrtle Beach-Conway-North Myrtle Beach, SC [34820]	5	2	0.4%
Jacksonville, FL [27260]	4	12	0.3%
Kingsport-Bristol-Bristol, TN-VA [28700]	4	9	0.3%
Cedar Rapids, IA [16300]	4	8	0.3%
Oklahoma City, OK [36420]	4	6	0.3%
Eau Claire, WI [20740]	4	5	0.3%
Deltona-Daytona Beach-Ormond Beach, FL [19660]	4	5	0.3%
Prescott, AZ [39140]	4	4	0.3%
Winston-Salem, NC [49180]	4	4	0.3%
Lakeland, FL [29460]	4	4	0.3%
Gainesville, GA [23580]	4	4	0.3%
Charleston-North Charleston, SC [16700]	4	4	0.3%
Portland-South Portland-Biddeford, ME [38860]	4	3	0.3%
Athens-Clarke County, GA [12020]	4	3	0.3%
Muskegon-Norton Shores, MI [34740]	4	3	0.3%
Racine, WI [39540]	4	3	0.3%
Johnson City, TN [27740]	4	3	0.3%
Florence, SC [22500]	4	2	0.3%
Harrisburg-Carlisle, PA [25420]	4	2	0.3%
Salinas, CA [41500]	4	1	0.3%
Rockford, IL [40420]	4	1	0.3%
Richmond, VA [40060]	3	7	0.2%
Boise City-Nampa, ID [14260]	3	7	0.2%
Peoria, IL [37900]	3	6	0.2%
State College, PA [44300]	3	4	0.2%
Fargo, ND-MN [22020]	3	4	0.2%
Bremerton-Silverdale, WA [14740]	3	3	0.2%
Chattanooga, TN-GA [16860]	3	3	0.2%
New Orleans-Metairie-Kenner, LA [35380]	3	3	0.2%
Spokane, WA [44060]	3	3	0.2%
Youngstown-Warren-Boardman, OH-PA [49660]	3	3	0.2%
Olympia, WA [36500]	3	3	0.2%
Columbia, SC [17900]	3	3	0.2%
Baltimore-Towson, MD [12580]	3	3	0.2%
Port St. Lucie, FL [38940]	3	3	0.2%

Dover, DE [20100]	3	3	0.2%
Santa Rosa-Petaluma, CA [42220]	3	3	0.2%
Evansville, IN-KY [21780]	3	2	0.2%
Stockton, CA [44700]	3	2	0.2%
Wichita, KS [48620]	3	2	0.2%
Champaign-Urbana, IL [16580]	3	2	0.2%
Pensacola-Ferry Pass-Brent, FL [37860]	2	5	0.2%
Lexington-Fayette, KY [30460]	2	5	0.2%
Rochester, MN [40340]	2	4	0.2%
Elkhart-Goshen, IN [21140]	2	4	0.2%
Memphis, TN-MS-AR [32820]	2	3	0.2%
Albuquerque, NM [10740]	2	3	0.2%
Canton-Massillon, OH [15940]	2	3	0.2%
Roanoke, VA [40220]	2	3	0.2%
Oshkosh-Neenah, WI [36780]	2	3	0.2%
Niles-Benton Harbor, MI [35660]	2	2	0.2%
Oxnard-Thousand Oaks-Ventura, CA [37100]	2	2	0.2%
Little Rock-North Little Rock-Conway, AR [30780]	2	2	0.2%
Spartanburg, SC [43900]	2	2	0.2%
Madison, WI [31540]	2	2	0.2%
Tulsa, OK [46140]	2	2	0.2%
Asheville, NC [11700]	2	2	0.2%
Blacksburg-Christiansburg-Radford, VA [13980]	2	2	0.2%
Beaumont-Port Arthur, TX [13140]	2	2	0.2%
Charleston, WV [16620]	2	2	0.2%
Yuba City, CA [49700]	2	2	0.2%
Jackson, MI [27100]	2	2	0.2%
San Luis Obispo-Paso Robles, CA [42020]	2	1	0.2%
Montgomery, AL [33860]	2	1	0.2%
Janesville, WI [27500]	2	1	0.2%

> SYNTHETIC RESINS OR NATURAL RUBBERS -- PART OF THE CLASS 520 SERIES [523] - {1420} : (176)

Metro Region	Patents	Inventors	% Of Class
Philadelphia-Camden-Wilmington, PA-NJ-DE-MD [37980]	157	217	11.1%
New York-Northern New Jersey-Long Island, NY-NJ-PA [35620]	124	159	8.7%
Minneapolis-St. Paul-Bloomington, MN-WI [33460]	67	58	4.7%
Chicago-Naperville-Joliet, IL-IN-WI [16980]	61	82	4.3%
Boston-Cambridge-Quincy, MA-NH [14460]	61	80	4.3%
Atlanta-Sandy Springs-Marietta, GA [12060]	59	68	4.2%
Rochester, NY [40380]	55	82	3.9%
Pittsburgh, PA [38300]	54	84	3.8%
Cleveland-Elyria-Mentor, OH [17460]	49	48	3.5%
San Jose-Sunnyvale-Santa Clara, CA [41940]	49	37	3.5%
San Diego-Carlsbad-San Marcos, CA [41740]	48	62	3.4%
Houston-Sugar Land-Baytown, TX [26420]	42	77	3%
Akron, OH [10420]	40	51	2.8%
San Francisco-Oakland-Fremont, CA [41860]	38	48	2.7%
Dallas-Fort Worth-Arlington, TX [19100]	32	28	2.3%
Columbus, OH [18140]	31	38	2.2%
Raleigh-Cary, NC [39580]	29	27	2%
Durham, NC [20500]	28	26	2%
Cincinnati-Middletown, OH-KY-IN [17140]	27	49	1.9%
New Haven-Milford, CT [35300]	27	20	1.9%
Phoenix-Mesa-Scottsdale, AZ [38060]	26	32	1.8%
Allentown-Bethlehem-Easton, PA-NJ [10900]	26	25	1.8%
Hartford-West Hartford-East Hartford, CT [25540]	25	19	1.8%
Jacksonville, FL [27260]	24	32	1.7%
Boulder, CO [14500]	24	17	1.7%
Miami-Fort Lauderdale-Pompano Beach, FL [33100]	22	19	1.5%
Detroit-Warren-Livonia, MI [19820]	20	24	1.4%
Riverside-San Bernardino-Ontario, CA [40140]	20	17	1.4%

Washington-Arlington-Alexandria, DC-VA-MD-WV [47900]	19	31	1.3%
Seattle-Tacoma-Bellevue, WA [42660]	19	28	1.3%
Denver-Aurora, CO [19740]	17	17	1.2%
Indianapolis-Carmel, IN [26900]	17	16	1.2%
Greeley, CO [24540]	17	11	1.2%
Tulsa, OK [46140]	16	18	1.1%
Fort Collins-Loveland, CO [22660]	16	10	1.1%
Albany-Schenectady-Troy, NY [10580]	13	23	0.9%
Charlotte-Gastonia-Concord, NC-SC [16740]	13	14	0.9%
Canton-Massillon, OH [15940]	13	12	0.9%
Manchester-Nashua, NH [31700]	12	12	0.8%
Lexington-Fayette, KY [30460]	11	28	0.8%
Kansas City, MO-KS [28140]	11	16	0.8%
Champaign-Urbana, IL [16580]	10	20	0.7%
Austin-Round Rock, TX [12420]	10	14	0.7%
Bridgeport-Stamford-Norwalk, CT [14860]	10	10	0.7%
Baltimore-Towson, MD [12580]	10	10	0.7%
Trenton-Ewing, NJ [45940]	10	8	0.7%
Albuquerque, NM [10740]	9	14	0.6%
Laredo, TX [29700]	9	11	0.6%
Greenville-Mauldin-Easley, SC [24860]	9	11	0.6%
Portland-Vancouver-Beaverton, OR-WA [38900]	9	7	0.6%
Worcester, MA [49340]	9	6	0.6%
Kingsport-Bristol-Bristol, TN-VA [28700]	8	16	0.6%
Johnson City, TN [27740]	8	13	0.6%
Greensboro-High Point, NC [24660]	8	8	0.6%
Wichita, KS [48620]	8	6	0.6%
Omaha-Council Bluffs, NE-IA [36540]	7	15	0.5%
Evansville, IN-KY [21780]	7	14	0.5%
Lancaster, PA [29540]	7	14	0.5%
Reading, PA [39740]	7	9	0.5%
Providence-New Bedford-Fall River, RI-MA [39300]	7	8	0.5%
San Antonio, TX [41700]	7	8	0.5%
St. Louis, MO-IL [41180]	7	7	0.5%
Asheville, NC [11700]	7	4	0.5%
Baton Rouge, LA [12940]	6	10	0.4%
Milwaukee-Waukesha-West Allis, WI [33340]	6	9	0.4%
Huntsville, AL [26620]	6	8	0.4%
Salt Lake City, UT [41620]	6	8	0.4%
Tampa-St. Petersburg-Clearwater, FL [45300]	6	6	0.4%
Port St. Lucie, FL [38940]	6	4	0.4%
Oklahoma City, OK [36420]	6	4	0.4%
Appleton, WI [11540]	5	14	0.4%
Oshkosh-Neenah, WI [36780]	5	14	0.4%
Nashville-Davidson--Murfreesboro--Franklin, TN [34980]	5	12	0.4%
Richmond, VA [40060]	5	8	0.4%
Buffalo-Niagara Falls, NY [15380]	5	6	0.4%
Ann Arbor, MI [11460]	5	6	0.4%
Tucson, AZ [46060]	5	6	0.4%
Dayton, OH [19380]	5	6	0.4%
Knoxville, TN [28940]	5	5	0.4%
Toledo, OH [45780]	5	5	0.4%
Dover, DE [20100]	5	4	0.4%
Binghamton, NY [13780]	5	3	0.4%
Muskegon-Norton Shores, MI [34740]	5	3	0.4%
Memphis, TN-MS-AR [32820]	4	12	0.3%
Lansing-East Lansing, MI [29620]	4	8	0.3%
Spartanburg, SC [43900]	4	7	0.3%
Tallahassee, FL [45220]	4	6	0.3%
Erie, PA [21500]	4	6	0.3%
Oxnard-Thousand Oaks-Ventura, CA [37100]	4	6	0.3%
Birmingham-Hoover, AL [13820]	4	5	0.3%
Jackson, MI [27100]	4	5	0.3%
Madison, WI [31540]	4	5	0.3%
College Station-Bryan, TX [17780]	4	5	0.3%



York-Hanover, PA [49620]	4	5	0.3%
Virginia Beach-Norfolk-Newport News, VA-NC [47260]	4	4	0.3%
San Luis Obispo-Paso Robles, CA [42020]	4	4	0.3%
Lincoln, NE [30700]	4	4	0.3%
Grand Rapids-Wyoming, MI [24340]	4	4	0.3%
Springfield, MA [44140]	4	3	0.3%
Bloomington, IN [14020]	4	3	0.3%
Norwich-New London, CT [35980]	4	1	0.3%
Ogden-Clearfield, UT [36260]	3	9	0.2%
Rochester, MN [40340]	3	6	0.2%
Louisville/Jefferson County, KY-IN [31140]	3	6	0.2%
Columbia, SC [17900]	3	5	0.2%
Las Vegas-Paradise, NV [29820]	3	4	0.2%
Fort Wayne, IN [23060]	3	4	0.2%
Youngstown-Warren-Boardman, OH-PA [49660]	3	4	0.2%
Provo-Orem, UT [39340]	3	3	0.2%
Portland-South Portland-Biddeford, ME [38860]	3	3	0.2%
Salem, OR [41420]	3	3	0.2%
Kingston, NY [28740]	3	2	0.2%
Rockford, IL [40420]	3	2	0.2%
Charleston-North Charleston, SC [16700]	3	2	0.2%
Fargo, ND-MN [22020]	2	5	0.1%
Sacramento--Arden-Arcade--Roseville, CA [40900]	2	5	0.1%
Palm Bay-Melbourne-Titusville, FL [37340]	2	5	0.1%
Chattanooga, TN-GA [16860]	2	4	0.1%
Yuba City, CA [49700]	2	4	0.1%
Cape Coral-Fort Myers, FL [15980]	2	3	0.1%
Naples-Marco Island, FL [34940]	2	3	0.1%
Springfield, MO [44180]	2	3	0.1%
Elkhart-Goshen, IN [21140]	2	3	0.1%
Vallejo-Fairfield, CA [46700]	2	2	0.1%
Burlington-South Burlington, VT [15540]	2	2	0.1%
Gulfport-Biloxi, MS [25060]	2	2	0.1%
Cedar Rapids, IA [16300]	2	2	0.1%
Saginaw-Saginaw Township North, MI [40980]	2	2	0.1%
Pensacola-Ferry Pass-Brent, FL [37860]	2	2	0.1%
Modesto, CA [33700]	2	2	0.1%
Winston-Salem, NC [49180]	2	2	0.1%
Atlantic City, NJ [12100]	2	2	0.1%
Augusta-Richmond County, GA-SC [12260]	2	2	0.1%
Syracuse, NY [45060]	2	2	0.1%
Hickory-Lenoir-Morganton, NC [25860]	2	2	0.1%
Bakersfield, CA [12540]	2	1	0.1%
Peoria, IL [37900]	2	1	0.1%
Beaumont-Port Arthur, TX [13140]	2	1	0.1%
Davenport-Moline-Rock Island, IA-IL [19340]	2	1	0.1%

> SYNTHETIC RESINS OR NATURAL RUBBERS -- PART OF THE CLASS 520 SERIES [524] - {3057} : (192)

Metro Region	Patents	Inventors	% Of Class
Philadelphia-Camden-Wilmington, PA-NJ-DE-MD [37980]	387	485	12.7%
New York-Northern New Jersey-Long Island, NY-NJ-PA [35620]	287	322	9.4%
Houston-Sugar Land-Baytown, TX [26420]	276	350	9%
Akron, OH [10420]	221	217	7.2%
Cleveland-Elyria-Mentor, OH [17460]	209	205	6.8%
Chicago-Naperville-Joliet, IL-IN-WI [16980]	161	206	5.3%
Minneapolis-St. Paul-Bloomington, MN-WI [33460]	106	114	3.5%
Detroit-Warren-Livonia, MI [19820]	105	139	3.4%
Boston-Cambridge-Quincy, MA-NH [14460]	101	116	3.3%
Pittsburgh, PA [38300]	94	162	3.1%
Albany-Schenectady-Troy, NY [10580]	92	91	3%
Cincinnati-Middletown, OH-KY-IN [17140]	87	112	2.8%

Atlanta-Sandy Springs-Marietta, GA [12060]	83	97	2.7%
Evansville, IN-KY [21780]	71	69	2.3%
Providence-New Bedford-Fall River, RI-MA [39300]	68	39	2.2%
Canton-Massillon, OH [15940]	62	55	2%
Charlotte-Gastonia-Concord, NC-SC [16740]	62	53	2%
Kingsport-Bristol-Bristol, TN-VA [28700]	59	77	1.9%
Johnson City, TN [27740]	59	65	1.9%
San Francisco-Oakland-Fremont, CA [41860]	58	77	1.9%
Greenville-Mauldin-Easley, SC [24860]	55	53	1.8%
San Jose-Sunnyvale-Santa Clara, CA [41940]	54	45	1.8%
Allentown-Bethlehem-Easton, PA-NJ [10900]	54	39	1.8%
New Haven-Milford, CT [35300]	53	40	1.7%
Rochester, NY [40380]	45	93	1.5%
Spartanburg, SC [43900]	43	46	1.4%
Washington-Arlington-Alexandria, DC-VA-MD-WV [47900]	43	40	1.4%
Bridgeport-Stamford-Norwalk, CT [14860]	42	34	1.4%
Trenton-Ewing, NJ [45940]	41	28	1.3%
Durham, NC [20500]	40	44	1.3%
Columbus, OH [18140]	39	67	1.3%
Dallas-Fort Worth-Arlington, TX [19100]	37	47	1.2%
Raleigh-Cary, NC [39580]	37	43	1.2%
Saginaw-Saginaw Township North, MI [40980]	36	23	1.2%
San Diego-Carlsbad-San Marcos, CA [41740]	35	57	1.1%
Indianapolis-Carmel, IN [26900]	32	30	1%
Ann Arbor, MI [11460]	30	36	1%
Hartford-West Hartford-East Hartford, CT [25540]	29	31	0.9%
Denver-Aurora, CO [19740]	29	30	0.9%
Kansas City, MO-KS [28140]	28	27	0.9%
Austin-Round Rock, TX [12420]	25	25	0.8%
Phoenix-Mesa-Scottsdale, AZ [38060]	23	27	0.8%
Greensboro-High Point, NC [24660]	23	25	0.8%
Baton Rouge, LA [12940]	22	34	0.7%
Tulsa, OK [46140]	21	31	0.7%
Riverside-San Bernardino-Ontario, CA [40140]	21	21	0.7%
Miami-Fort Lauderdale-Pompano Beach, FL [33100]	21	17	0.7%
Richmond, VA [40060]	20	28	0.7%
Baltimore-Towson, MD [12580]	20	20	0.7%
Springfield, MA [44140]	20	19	0.7%
Milwaukee-Waukesha-West Allis, WI [33340]	20	17	0.7%
Seattle-Tacoma-Bellevue, WA [42660]	19	23	0.6%
Tampa-St. Petersburg-Clearwater, FL [45300]	19	17	0.6%
Charleston-North Charleston, SC [16700]	17	18	0.6%
Reading, PA [39740]	16	15	0.5%
Manchester-Nashua, NH [31700]	16	12	0.5%
Appleton, WI [11540]	14	23	0.5%
Dayton, OH [19380]	14	14	0.5%
Worcester, MA [49340]	14	13	0.5%
Boulder, CO [14500]	13	13	0.4%
Buffalo-Niagara Falls, NY [15380]	13	11	0.4%
Beaumont-Port Arthur, TX [13140]	13	10	0.4%
Oshkosh-Neenah, WI [36780]	12	22	0.4%
Lansing-East Lansing, MI [29620]	12	18	0.4%
Chattanooga, TN-GA [16860]	12	16	0.4%
Omaha-Council Bluffs, NE-IA [36540]	12	15	0.4%
Louisville/Jefferson County, KY-IN [31140]	12	14	0.4%
Oxnard-Thousand Oaks-Ventura, CA [37100]	12	8	0.4%
St. Louis, MO-IL [41180]	11	8	0.4%
Provo-Orem, UT [39340]	9	10	0.3%
Tucson, AZ [46060]	9	10	0.3%
Jacksonville, FL [27260]	9	9	0.3%
Winston-Salem, NC [49180]	9	7	0.3%
Jackson, MS [27140]	9	6	0.3%
Albuquerque, NM [10740]	8	17	0.3%
Orlando-Kissimmee, FL [36740]	8	13	0.3%
Oklahoma City, OK [36420]	8	10	0.3%

San Antonio, TX [41700]	8	7	0.3%
Fort Collins-Loveland, CO [22660]	8	7	0.3%
Greeley, CO [24540]	8	7	0.3%
Columbia, MO [17860]	8	6	0.3%
Virginia Beach-Norfolk-Newport News, VA-NC [47260]	7	15	0.2%
Joplin, MO [27900]	7	12	0.2%
Portland-Vancouver-Beaverton, OR-WA [38900]	7	9	0.2%
State College, PA [44300]	7	8	0.2%
Charleston, WV [16620]	7	8	0.2%
Davenport-Moline-Rock Island, IA-IL [19340]	7	8	0.2%
Toledo, OH [45780]	7	7	0.2%
Madison, WI [31540]	7	5	0.2%
Palm Bay-Melbourne-Titusville, FL [37340]	6	10	0.2%
Fargo, ND-MN [22020]	6	9	0.2%
Ogden-Clearfield, UT [36260]	6	7	0.2%
Salt Lake City, UT [41620]	6	7	0.2%
Champaign-Urbana, IL [16580]	6	6	0.2%
Gainesville, FL [23540]	6	5	0.2%
Gainesville, GA [23580]	6	4	0.2%
Rockford, IL [40420]	6	3	0.2%
Spokane, WA [44060]	5	8	0.2%
Mobile, AL [33660]	5	6	0.2%
Fort Wayne, IN [23060]	5	6	0.2%
Racine, WI [39540]	5	6	0.2%
York-Hanover, PA [49620]	5	5	0.2%
Nashville-Davidson--Murfreesboro--Franklin, TN [34980]	5	5	0.2%
Erie, PA [21500]	5	5	0.2%
Lancaster, PA [29540]	5	5	0.2%
Las Vegas-Paradise, NV [29820]	5	5	0.2%
Des Moines-West Des Moines, IA [19780]	5	5	0.2%
South Bend-Mishawaka, IN-MI [43780]	5	4	0.2%
Sacramento--Arden-Arcade--Roseville, CA [40900]	5	4	0.2%
Memphis, TN-MS-AR [32820]	5	3	0.2%
Asheville, NC [11700]	4	7	0.1%
Lexington-Fayette, KY [30460]	4	7	0.1%
Blacksburg-Christiansburg-Radford, VA [13980]	4	6	0.1%
Columbia, SC [17900]	4	6	0.1%
Grand Rapids-Wyoming, MI [24340]	4	6	0.1%
Bakersfield, CA [12540]	4	6	0.1%
Fayetteville-Springdale-Rogers, AR-MO [22220]	4	5	0.1%
Rochester, MN [40340]	4	4	0.1%
Hagerstown-Martinsburg, MD-WV [25180]	4	4	0.1%
Elkhart-Goshen, IN [21140]	4	3	0.1%
Eugene-Springfield, OR [21660]	3	11	0.1%
Huntsville, AL [26620]	3	8	0.1%
Cedar Rapids, IA [16300]	3	6	0.1%
Youngstown-Warren-Boardman, OH-PA [49660]	3	5	0.1%
Modesto, CA [33700]	3	4	0.1%
Stockton, CA [44700]	3	3	0.1%
Gulfport-Biloxi, MS [25060]	3	3	0.1%
Portland-South Portland-Biddeford, ME [38860]	3	3	0.1%
Flint, MI [22420]	3	3	0.1%
Huntington-Ashland, WV-KY-OH [26580]	3	3	0.1%
Vallejo-Fairfield, CA [46700]	3	2	0.1%
Killeen-Temple-Fort Hood, TX [28660]	3	2	0.1%
Burlington-South Burlington, VT [15540]	3	2	0.1%
Savannah, GA [42340]	3	2	0.1%
Longview, TX [30980]	3	1	0.1%
Knoxville, TN [28940]	2	5	0.1%
Lincoln, NE [30700]	2	4	0.1%
Wichita, KS [48620]	2	4	0.1%
Peoria, IL [37900]	2	4	0.1%
Springfield, MO [44180]	2	4	0.1%
Hickory-Lenoir-Morganton, NC [25860]	2	3	0.1%
Prescott, AZ [39140]	2	3	0.1%

Iowa City, IA [26980]	2	3	0.1%
Boise City-Nampa, ID [14260]	2	3	0.1%
Roanoke, VA [40220]	2	2	0.1%
Little Rock-North Little Rock-Conway, AR [30780]	2	2	0.1%
Syracuse, NY [45060]	2	2	0.1%
Kalamazoo-Portage, MI [28020]	2	2	0.1%
Eau Claire, WI [20740]	2	2	0.1%
Yuba City, CA [49700]	2	2	0.1%
New Orleans-Metairie-Kenner, LA [35380]	2	2	0.1%
Amarillo, TX [11100]	2	2	0.1%
Jackson, MI [27100]	2	2	0.1%
Laredo, TX [29700]	2	2	0.1%
Norwich-New London, CT [35980]	2	2	0.1%
Green Bay, WI [24580]	2	2	0.1%
Fort Smith, AR-OK [22900]	2	1	0.1%
Harrisburg-Carlisle, PA [25420]	2	1	0.1%
Bellingham, WA [13380]	2	1	0.1%
St. Cloud, MN [41060]	2	1	0.1%

> SYNTHETIC RESINS OR NATURAL RUBBERS -- PART OF THE CLASS 520 SERIES [525] - {2856} : (189)

Metro Region	Patents	Inventors	% Of Class
Houston-Sugar Land-Baytown, TX [26420]	454	537	15.9%
Philadelphia-Camden-Wilmington, PA-NJ-DE-MD [37980]	312	342	10.9%
New York-Northern New Jersey-Long Island, NY-NJ-PA [35620]	235	250	8.2%
Akron, OH [10420]	209	163	7.3%
Cleveland-Elyria-Mentor, OH [17460]	179	136	6.3%
Chicago-Naperville-Joliet, IL-IN-WI [16980]	123	148	4.3%
Pittsburgh, PA [38300]	117	168	4.1%
Boston-Cambridge-Quincy, MA-NH [14460]	103	101	3.6%
Minneapolis-St. Paul-Bloomington, MN-WI [33460]	97	86	3.4%
San Francisco-Oakland-Fremont, CA [41860]	96	93	3.4%
Providence-New Bedford-Fall River, RI-MA [39300]	93	54	3.3%
Atlanta-Sandy Springs-Marietta, GA [12060]	90	118	3.2%
Canton-Massillon, OH [15940]	85	37	3%
Detroit-Warren-Livonia, MI [19820]	81	102	2.8%
Albany-Schenectady-Troy, NY [10580]	70	85	2.5%
Cincinnati-Middletown, OH-KY-IN [17140]	61	78	2.1%
Evansville, IN-KY [21780]	53	51	1.9%
San Diego-Carlsbad-San Marcos, CA [41740]	53	41	1.9%
San Jose-Sunnyvale-Santa Clara, CA [41940]	47	57	1.6%
Columbus, OH [18140]	44	61	1.5%
Huntsville, AL [26620]	44	18	1.5%
Baton Rouge, LA [12940]	41	56	1.4%
Allentown-Bethlehem-Easton, PA-NJ [10900]	38	29	1.3%
Dallas-Fort Worth-Arlington, TX [19100]	33	38	1.2%
Ann Arbor, MI [11460]	33	22	1.2%
Rochester, NY [40380]	32	42	1.1%
Hartford-West Hartford-East Hartford, CT [25540]	31	31	1.1%
Durham, NC [20500]	30	41	1.1%
Tulsa, OK [46140]	27	34	0.9%
Raleigh-Cary, NC [39580]	26	39	0.9%
Seattle-Tacoma-Bellevue, WA [42660]	25	25	0.9%
New Haven-Milford, CT [35300]	24	24	0.8%
Lancaster, PA [29540]	23	28	0.8%
Denver-Aurora, CO [19740]	22	24	0.8%
Charleston, WV [16620]	20	18	0.7%
Kingsport-Bristol-Bristol, TN-VA [28700]	19	39	0.7%
Springfield, MA [44140]	19	21	0.7%
Bridgeport-Stamford-Norwalk, CT [14860]	19	19	0.7%
Charlotte-Gastonia-Concord, NC-SC [16740]	19	16	0.7%
Trenton-Ewing, NJ [45940]	19	12	0.7%

Johnson City, TN [27740]	18	35	0.6%
Kansas City, MO-KS [28140]	18	25	0.6%
Washington-Arlington-Alexandria, DC-VA-MD-WV [47900]	18	24	0.6%
Beaumont-Port Arthur, TX [13140]	18	17	0.6%
Miami-Fort Lauderdale-Pompano Beach, FL [33100]	18	14	0.6%
Reading, PA [39740]	17	16	0.6%
Salt Lake City, UT [41620]	16	24	0.6%
Oshkosh-Neenah, WI [36780]	16	17	0.6%
Portland-Vancouver-Beaverton, OR-WA [38900]	16	15	0.6%
Madison, WI [31540]	15	23	0.5%
Santa Rosa-Petaluma, CA [42220]	15	11	0.5%
Austin-Round Rock, TX [12420]	15	10	0.5%
Greensboro-High Point, NC [24660]	14	19	0.5%
Tampa-St. Petersburg-Clearwater, FL [45300]	14	16	0.5%
Dayton, OH [19380]	14	13	0.5%
Saginaw-Saginaw Township North, MI [40980]	13	17	0.5%
Milwaukee-Waukesha-West Allis, WI [33340]	13	16	0.5%
Appleton, WI [11540]	13	14	0.5%
Virginia Beach-Norfolk-Newport News, VA-NC [47260]	13	10	0.5%
Phoenix-Mesa-Scottsdale, AZ [38060]	12	12	0.4%
Toledo, OH [45780]	12	8	0.4%
Greenville-Mauldin-Easley, SC [24860]	11	18	0.4%
Richmond, VA [40060]	11	17	0.4%
Baltimore-Towson, MD [12580]	11	15	0.4%
Oklahoma City, OK [36420]	11	11	0.4%
Worcester, MA [49340]	11	9	0.4%
Blacksburg-Christiansburg-Radford, VA [13980]	11	8	0.4%
Boise City-Nampa, ID [14260]	11	5	0.4%
Jacksonville, FL [27260]	10	19	0.4%
Boulder, CO [14500]	10	13	0.4%
Riverside-San Bernardino-Ontario, CA [40140]	10	10	0.4%
Flint, MI [22420]	10	10	0.4%
Joplin, MO [27900]	9	12	0.3%
Indianapolis-Carmel, IN [26900]	9	10	0.3%
Omaha-Council Bluffs, NE-IA [36540]	9	9	0.3%
Louisville/Jefferson County, KY-IN [31140]	9	9	0.3%
Winston-Salem, NC [49180]	9	8	0.3%
Lincoln, NE [30700]	9	7	0.3%
Racine, WI [39540]	8	21	0.3%
Memphis, TN-MS-AR [32820]	8	20	0.3%
Jackson, MI [27100]	8	13	0.3%
St. Louis, MO-IL [41180]	8	10	0.3%
Columbia, SC [17900]	8	9	0.3%
San Antonio, TX [41700]	8	5	0.3%
Corpus Christi, TX [18580]	8	5	0.3%
Chattanooga, TN-GA [16860]	7	13	0.2%
Savannah, GA [42340]	7	7	0.2%
Vallejo-Fairfield, CA [46700]	7	6	0.2%
Charleston-North Charleston, SC [16700]	7	6	0.2%
New Orleans-Metairie-Kenner, LA [35380]	7	6	0.2%
Palm Bay-Melbourne-Titusville, FL [37340]	7	5	0.2%
Modesto, CA [33700]	7	3	0.2%
Knoxville, TN [28940]	6	11	0.2%
Spartanburg, SC [43900]	6	8	0.2%
Killeen-Temple-Fort Hood, TX [28660]	6	6	0.2%
Tallahassee, FL [45220]	6	6	0.2%
Orlando-Kissimmee, FL [36740]	6	6	0.2%
Pensacola-Ferry Pass-Brent, FL [37860]	6	5	0.2%
Elkhart-Goshen, IN [21140]	6	5	0.2%
Manchester-Nashua, NH [31700]	6	5	0.2%
Yuba City, CA [49700]	6	3	0.2%
Syracuse, NY [45060]	5	7	0.2%
Provo-Orem, UT [39340]	5	7	0.2%
Sacramento--Arden-Arcade--Roseville, CA [40900]	5	6	0.2%
Oxnard-Thousand Oaks-Ventura, CA [37100]	5	5	0.2%

Ogden-Clearfield, UT [36260]	5	5	0.2%
Las Vegas-Paradise, NV [29820]	5	4	0.2%
South Bend-Mishawaka, IN-MI [43780]	5	3	0.2%
Bremerton-Silverdale, WA [14740]	5	3	0.2%
Spokane, WA [44060]	5	3	0.2%
Laredo, TX [29700]	5	2	0.2%
Fargo, ND-MN [22020]	4	10	0.1%
Gainesville, FL [23540]	4	7	0.1%
Nashville-Davidson--Murfreeseboro--Franklin, TN [34980]	4	6	0.1%
Longview, TX [30980]	4	5	0.1%
Gulfport-Biloxi, MS [25060]	4	4	0.1%
York-Hanover, PA [49620]	4	3	0.1%
Cape Coral-Fort Myers, FL [15980]	4	3	0.1%
Peoria, IL [37900]	4	3	0.1%
Gainesville, GA [23580]	4	3	0.1%
Jackson, MS [27140]	4	3	0.1%
State College, PA [44300]	4	2	0.1%
Colorado Springs, CO [17820]	4	2	0.1%
Chico, CA [17020]	4	1	0.1%
Panama City-Lynn Haven, FL [37460]	4	1	0.1%
Rochester, MN [40340]	3	7	0.1%
Albuquerque, NM [10740]	3	5	0.1%
Tuscaloosa, AL [46220]	3	5	0.1%
Salem, OR [41420]	3	4	0.1%
Lansing-East Lansing, MI [29620]	3	4	0.1%
Roanoke, VA [40220]	3	3	0.1%
Janesville, WI [27500]	3	3	0.1%
Birmingham-Hoover, AL [13820]	3	2	0.1%
Burlington, NC [15500]	3	1	0.1%
Bakersfield, CA [12540]	2	7	0.1%
Champaign-Urbana, IL [16580]	2	6	0.1%
Lexington-Fayette, KY [30460]	2	5	0.1%
Little Rock-North Little Rock-Conway, AR [30780]	2	5	0.1%
Topeka, KS [45820]	2	4	0.1%
Erie, PA [21500]	2	3	0.1%
Fresno, CA [23420]	2	3	0.1%
Kennewick-Richland-Pasco, WA [28420]	2	3	0.1%
Grand Rapids-Wyoming, MI [24340]	2	2	0.1%
Davenport-Moline-Rock Island, IA-IL [19340]	2	2	0.1%
Buffalo-Niagara Falls, NY [15380]	2	2	0.1%
Hickory-Lenoir-Morganton, NC [25860]	2	2	0.1%
Naples-Marco Island, FL [34940]	2	2	0.1%
Rockford, IL [40420]	2	2	0.1%
Mobile, AL [33660]	2	2	0.1%
Greeley, CO [24540]	2	2	0.1%
Asheville, NC [11700]	2	2	0.1%
Reno-Sparks, NV [39900]	2	2	0.1%
Youngstown-Warren-Boardman, OH-PA [49660]	2	2	0.1%
Harrisburg-Carlisle, PA [25420]	2	2	0.1%
Eau Claire, WI [20740]	2	2	0.1%
College Station-Bryan, TX [17780]	2	2	0.1%
Muskegon-Norton Shores, MI [34740]	2	1	0.1%
Santa Cruz-Watsonville, CA [42100]	2	1	0.1%
Kalamazoo-Portage, MI [28020]	2	1	0.1%

> SYNTHETIC RESINS OR NATURAL RUBBERS -- PART OF THE CLASS 520 SERIES [526] - {1991} : (168)

Metro Region	Patents	Inventors	% Of Class
Houston-Sugar Land-Baytown, TX [26420]	588	577	29.5%
Philadelphia-Camden-Wilmington, PA-NJ-DE-MD [37980]	230	270	11.6%
New York-Northern New Jersey-Long Island, NY-NJ-PA [35620]	189	195	9.5%
Akron, OH [10420]	132	97	6.6%

Tulsa, OK [46140]	106	85	5.3%
Cincinnati-Middletown, OH-KY-IN [17140]	89	63	4.5%
Chicago-Naperville-Joliet, IL-IN-WI [16980]	86	87	4.3%
Cleveland-Elyria-Mentor, OH [17460]	84	84	4.2%
San Francisco-Oakland-Fremont, CA [41860]	82	96	4.1%
San Jose-Sunnyvale-Santa Clara, CA [41940]	76	82	3.8%
Charleston, WV [16620]	71	55	3.6%
Canton-Massillon, OH [15940]	64	30	3.2%
Minneapolis-St. Paul-Bloomington, MN-WI [33460]	63	52	3.2%
Allentown-Bethlehem-Easton, PA-NJ [10900]	56	24	2.8%
Boston-Cambridge-Quincy, MA-NH [14460]	50	59	2.5%
Pittsburgh, PA [38300]	44	56	2.2%
Baton Rouge, LA [12940]	37	34	1.9%
Atlanta-Sandy Springs-Marietta, GA [12060]	34	60	1.7%
Dallas-Fort Worth-Arlington, TX [19100]	32	29	1.6%
Washington-Arlington-Alexandria, DC-VA-MD-WV [47900]	31	27	1.6%
Detroit-Warren-Livonia, MI [19820]	29	44	1.5%
San Diego-Carlsbad-San Marcos, CA [41740]	29	36	1.5%
Durham, NC [20500]	27	34	1.4%
Baltimore-Towson, MD [12580]	27	15	1.4%
Seattle-Tacoma-Bellevue, WA [42660]	24	25	1.2%
Rochester, NY [40380]	24	22	1.2%
Hartford-West Hartford-East Hartford, CT [25540]	23	31	1.2%
Raleigh-Cary, NC [39580]	19	27	1%
Phoenix-Mesa-Scottsdale, AZ [38060]	19	16	1%
Trenton-Ewing, NJ [45940]	17	15	0.9%
Kingsport-Bristol-Bristol, TN-VA [28700]	16	33	0.8%
Johnson City, TN [27740]	14	30	0.7%
New Haven-Milford, CT [35300]	14	11	0.7%
Denver-Aurora, CO [19740]	13	25	0.7%
Jacksonville, FL [27260]	13	19	0.7%
Greenville-Mauldin-Easley, SC [24860]	12	12	0.6%
Ann Arbor, MI [11460]	11	11	0.6%
Nashville-Davidson--Murfreesboro--Franklin, TN [34980]	11	10	0.6%
Santa Cruz-Watsonville, CA [42100]	11	8	0.6%
Albany-Schenectady-Troy, NY [10580]	10	21	0.5%
Columbus, OH [18140]	10	19	0.5%
Springfield, MA [44140]	10	12	0.5%
Charlotte-Gastonia-Concord, NC-SC [16740]	10	10	0.5%
Spartanburg, SC [43900]	10	7	0.5%
Modesto, CA [33700]	10	5	0.5%
Vallejo-Fairfield, CA [46700]	10	2	0.5%
Boulder, CO [14500]	9	15	0.5%
Huntsville, AL [26620]	9	13	0.5%
Tallahassee, FL [45220]	9	7	0.5%
Riverside-San Bernardino-Ontario, CA [40140]	9	6	0.5%
Miami-Fort Lauderdale-Pompano Beach, FL [33100]	8	13	0.4%
Worcester, MA [49340]	8	10	0.4%
Madison, WI [31540]	8	9	0.4%
Longview, TX [30980]	8	9	0.4%
Tampa-St. Petersburg-Clearwater, FL [45300]	8	8	0.4%
Beaumont-Port Arthur, TX [13140]	8	7	0.4%
Providence-New Bedford-Fall River, RI-MA [39300]	8	6	0.4%
Oxnard-Thousand Oaks-Ventura, CA [37100]	8	6	0.4%
Richmond, VA [40060]	7	10	0.4%
Appleton, WI [11540]	7	8	0.4%
Bridgeport-Stamford-Norwalk, CT [14860]	7	8	0.4%
Chattanooga, TN-GA [16860]	7	7	0.4%
Blacksburg-Christiansburg-Radford, VA [13980]	7	6	0.4%
Indianapolis-Carmel, IN [26900]	6	7	0.3%
Oshkosh-Neenah, WI [36780]	6	7	0.3%
Palm Bay-Melbourne-Titusville, FL [37340]	6	7	0.3%
Columbia, SC [17900]	6	7	0.3%
Milwaukee-Waukesha-West Allis, WI [33340]	6	5	0.3%
Dayton, OH [19380]	6	5	0.3%

Peoria, IL [37900]	6	2	0.3%
Memphis, TN-MS-AR [32820]	5	13	0.3%
Kansas City, MO-KS [28140]	5	7	0.3%
Youngstown-Warren-Boardman, OH-PA [49660]	5	6	0.3%
Orlando-Kissimmee, FL [36740]	5	6	0.3%
San Antonio, TX [41700]	5	6	0.3%
Laredo, TX [29700]	5	6	0.3%
Austin-Round Rock, TX [12420]	5	6	0.3%
Greeley, CO [24540]	5	5	0.3%
Greensboro-High Point, NC [24660]	5	5	0.3%
Albuquerque, NM [10740]	5	4	0.3%
Fargo, ND-MN [22020]	5	4	0.3%
Naples-Marco Island, FL [34940]	5	3	0.3%
State College, PA [44300]	5	3	0.3%
Tucson, AZ [46060]	4	6	0.2%
St. Louis, MO-IL [41180]	4	6	0.2%
Grand Rapids-Wyoming, MI [24340]	4	4	0.2%
Oklahoma City, OK [36420]	4	3	0.2%
Santa Rosa-Petaluma, CA [42220]	4	3	0.2%
Fayetteville, NC [22180]	4	3	0.2%
Buffalo-Niagara Falls, NY [15380]	4	3	0.2%
Kingston, NY [28740]	4	1	0.2%
Iowa City, IA [26980]	3	8	0.2%
Lexington-Fayette, KY [30460]	3	6	0.2%
Lancaster, PA [29540]	3	5	0.2%
Port St. Lucie, FL [38940]	3	4	0.2%
Omaha-Council Bluffs, NE-IA [36540]	3	4	0.2%
Salt Lake City, UT [41620]	3	3	0.2%
Sacramento--Arden-Arcade--Roseville, CA [40900]	3	3	0.2%
College Station-Bryan, TX [17780]	3	3	0.2%
Cape Coral-Fort Myers, FL [15980]	3	3	0.2%
Toledo, OH [45780]	3	3	0.2%
Rochester, MN [40340]	3	3	0.2%
Fort Collins-Loveland, CO [22660]	3	3	0.2%
Gainesville, FL [23540]	3	2	0.2%
Virginia Beach-Norfolk-Newport News, VA-NC [47260]	3	2	0.2%
Olympia, WA [36500]	3	2	0.2%
Reading, PA [39740]	3	2	0.2%
Norwich-New London, CT [35980]	3	2	0.2%
Visalia-Porterville, CA [47300]	3	1	0.2%
Winston-Salem, NC [49180]	3	1	0.2%
Evansville, IN-KY [21780]	2	4	0.1%
Syracuse, NY [45060]	2	4	0.1%
Jackson, MS [27140]	2	4	0.1%
Joplin, MO [27900]	2	4	0.1%
Corpus Christi, TX [18580]	2	3	0.1%
Savannah, GA [42340]	2	2	0.1%
Birmingham-Hoover, AL [13820]	2	2	0.1%
Racine, WI [39540]	2	2	0.1%
Charlottesville, VA [16820]	2	2	0.1%
Anchorage, AK [11260]	2	2	0.1%
Duluth, MN-WI [20260]	2	2	0.1%
Ogden-Clearfield, UT [36260]	2	2	0.1%
San Luis Obispo-Paso Robles, CA [42020]	2	2	0.1%
Lafayette, LA [29180]	2	2	0.1%
New Orleans-Metairie-Kenner, LA [35380]	2	2	0.1%
Huntington-Ashland, WV-KY-OH [26580]	2	2	0.1%
Yuba City, CA [49700]	2	1	0.1%
Des Moines-West Des Moines, IA [19780]	2	1	0.1%
Midland, TX [33260]	2	1	0.1%
Roanoke, VA [40220]	2	1	0.1%

> SYNTHETIC RESINS OR NATURAL RUBBERS -- PART OF THE CLASS 520 SERIES [527] - {807} : (173)



Metro Region	Patents	Inventors	% Of Class
New York-Northern New Jersey-Long Island, NY-NJ-PA [35620]	49	45	6.1%
Chicago-Naperville-Joliet, IL-IN-WI [16980]	40	45	5%
Philadelphia-Camden-Wilmington, PA-NJ-DE-MD [37980]	38	46	4.7%
San Francisco-Oakland-Fremont, CA [41860]	36	36	4.5%
Houston-Sugar Land-Baytown, TX [26420]	33	36	4.1%
Denver-Aurora, CO [19740]	30	35	3.7%
Atlanta-Sandy Springs-Marietta, GA [12060]	26	39	3.2%
Boston-Cambridge-Quincy, MA-NH [14460]	26	36	3.2%
Miami-Fort Lauderdale-Pompano Beach, FL [33100]	25	23	3.1%
Phoenix-Mesa-Scottsdale, AZ [38060]	23	26	2.9%
Detroit-Warren-Livonia, MI [19820]	22	29	2.7%
Boulder, CO [14500]	21	16	2.6%
Columbus, OH [18140]	19	26	2.4%
Raleigh-Cary, NC [39580]	18	26	2.2%
Dallas-Fort Worth-Arlington, TX [19100]	17	26	2.1%
Seattle-Tacoma-Bellevue, WA [42660]	17	24	2.1%
San Diego-Carlsbad-San Marcos, CA [41740]	16	27	2%
Pittsburgh, PA [38300]	16	19	2%
Minneapolis-St. Paul-Bloomington, MN-WI [33460]	15	23	1.9%
Riverside-San Bernardino-Ontario, CA [40140]	15	21	1.9%
Durham, NC [20500]	15	20	1.9%
Kansas City, MO-KS [28140]	13	15	1.6%
Milwaukee-Waukesha-West Allis, WI [33340]	13	14	1.6%
San Jose-Sunnyvale-Santa Clara, CA [41940]	12	17	1.5%
Tampa-St. Petersburg-Clearwater, FL [45300]	12	14	1.5%
Charlotte-Gastonia-Concord, NC-SC [16740]	12	13	1.5%
Cleveland-Elyria-Mentor, OH [17460]	11	15	1.4%
Akron, OH [10420]	11	11	1.4%
Omaha-Council Bluffs, NE-IA [36540]	10	12	1.2%
Ann Arbor, MI [11460]	10	10	1.2%
Hartford-West Hartford-East Hartford, CT [25540]	10	9	1.2%
Greeley, CO [24540]	10	8	1.2%
Orlando-Kissimmee, FL [36740]	9	11	1.1%
Cedar Rapids, IA [16300]	9	7	1.1%
Tucson, AZ [46060]	8	13	1%
Grand Rapids-Wyoming, MI [24340]	8	10	1%
Indianapolis-Carmel, IN [26900]	8	8	1%
Las Vegas-Paradise, NV [29820]	8	6	1%
Peoria, IL [37900]	7	11	0.9%
Salt Lake City, UT [41620]	7	11	0.9%
Toledo, OH [45780]	7	9	0.9%
Buffalo-Niagara Falls, NY [15380]	7	8	0.9%
Cincinnati-Middletown, OH-KY-IN [17140]	7	8	0.9%
Des Moines-West Des Moines, IA [19780]	6	8	0.7%
Tulsa, OK [46140]	6	7	0.7%
Portland-Vancouver-Beaverton, OR-WA [38900]	6	6	0.7%
Cape Coral-Fort Myers, FL [15980]	6	5	0.7%
Birmingham-Hoover, AL [13820]	5	7	0.6%
Boise City-Nampa, ID [14260]	5	7	0.6%
Baltimore-Towson, MD [12580]	5	7	0.6%
St. Louis, MO-IL [41180]	5	7	0.6%
Columbia, SC [17900]	5	6	0.6%
Fort Collins-Loveland, CO [22660]	5	6	0.6%
Richmond, VA [40060]	5	5	0.6%
Youngstown-Warren-Boardman, OH-PA [49660]	5	5	0.6%
Canton-Massillon, OH [15940]	5	5	0.6%
Janesville, WI [27500]	5	4	0.6%
Jackson, MI [27100]	5	4	0.6%
Salinas, CA [41500]	5	1	0.6%
Albany-Schenectady-Troy, NY [10580]	4	8	0.5%
Lancaster, PA [29540]	4	6	0.5%
San Antonio, TX [41700]	4	6	0.5%

Sacramento--Arden-Arcade--Roseville, CA [40900]	4	5	0.5%
Bakersfield, CA [12540]	4	4	0.5%
Santa Cruz-Watsonville, CA [42100]	4	4	0.5%
Port St. Lucie, FL [38940]	4	4	0.5%
Washington-Arlington-Alexandria, DC-VA-MD-WV [47900]	4	4	0.5%
Naples-Marco Island, FL [34940]	4	4	0.5%
Tallahassee, FL [45220]	4	4	0.5%
Ogden-Clearfield, UT [36260]	4	3	0.5%
Modesto, CA [33700]	4	3	0.5%
Chattanooga, TN-GA [16860]	4	3	0.5%
Syracuse, NY [45060]	4	3	0.5%
Reading, PA [39740]	4	3	0.5%
Kingsport-Bristol-Bristol, TN-VA [28700]	4	2	0.5%
Asheville, NC [11700]	4	2	0.5%
New Haven-Milford, CT [35300]	4	1	0.5%
York-Hanover, PA [49620]	3	7	0.4%
Austin-Round Rock, TX [12420]	3	6	0.4%
Appleton, WI [11540]	3	6	0.4%
Bellingham, WA [13380]	3	5	0.4%
Lansing-East Lansing, MI [29620]	3	4	0.4%
Green Bay, WI [24580]	3	4	0.4%
Scranton--Wilkes-Barre, PA [42540]	3	4	0.4%
Jacksonville, FL [27260]	3	4	0.4%
San Luis Obispo-Paso Robles, CA [42020]	3	4	0.4%
Manchester-Nashua, NH [31700]	3	3	0.4%
Athens-Clarke County, GA [12020]	3	3	0.4%
Nashville-Davidson--Murfreesboro--Franklin, TN [34980]	3	3	0.4%
Lakeland, FL [29460]	3	3	0.4%
Bremerton-Silverdale, WA [14740]	3	3	0.4%
Knoxville, TN [28940]	3	3	0.4%
Davenport-Moline-Rock Island, IA-IL [19340]	3	3	0.4%
Oxnard-Thousand Oaks-Ventura, CA [37100]	3	3	0.4%
Providence-New Bedford-Fall River, RI-MA [39300]	3	2	0.4%
Muskegon-Norton Shores, MI [34740]	3	1	0.4%
Johnson City, TN [27740]	3	1	0.4%
Erie, PA [21500]	2	6	0.2%
Springfield, MA [44140]	2	6	0.2%
Provo-Orem, UT [39340]	2	5	0.2%
Champaign-Urbana, IL [16580]	2	4	0.2%
Madison, WI [31540]	2	4	0.2%
Greenville-Mauldin-Easley, SC [24860]	2	4	0.2%
Prescott, AZ [39140]	2	3	0.2%
Palm Bay-Melbourne-Titusville, FL [37340]	2	3	0.2%
Fargo, ND-MN [22020]	2	3	0.2%
Savannah, GA [42340]	2	3	0.2%
Laredo, TX [29700]	2	3	0.2%
Colorado Springs, CO [17820]	2	3	0.2%
Dayton, OH [19380]	2	3	0.2%
Olympia, WA [36500]	2	2	0.2%
Trenton-Ewing, NJ [45940]	2	2	0.2%
Worcester, MA [49340]	2	2	0.2%
Wichita, KS [48620]	2	2	0.2%
Gainesville, GA [23580]	2	2	0.2%
Bridgeport-Stamford-Norwalk, CT [14860]	2	2	0.2%
Oklahoma City, OK [36420]	2	2	0.2%
St. Cloud, MN [41060]	2	2	0.2%
Bend, OR [13460]	2	2	0.2%
Oshkosh-Neenah, WI [36780]	2	2	0.2%
Joplin, MO [27900]	2	2	0.2%
New Orleans-Metairie-Kenner, LA [35380]	2	2	0.2%
Springfield, MO [44180]	2	2	0.2%
Evansville, IN-KY [21780]	2	2	0.2%
Santa Rosa-Petaluma, CA [42220]	2	2	0.2%
Spokane, WA [44060]	2	1	0.2%
Macon, GA [31420]	2	1	0.2%

Eau Claire, WI [20740]	2	1	0.2%
Rochester, NY [40380]	2	1	0.2%

> SYNTHETIC RESINS OR NATURAL RUBBERS -- PART OF THE CLASS 520 SERIES [528] - {1896} : (157)

Metro Region	Patents	Inventors	% Of Class
New York-Northern New Jersey-Long Island, NY-NJ-PA [35620]	176	161	9.3%
Philadelphia-Camden-Wilmington, PA-NJ-DE-MD [37980]	162	191	8.5%
Albany-Schenectady-Troy, NY [10580]	124	112	6.5%
Pittsburgh, PA [38300]	98	130	5.2%
Boston-Cambridge-Quincy, MA-NH [14460]	96	87	5.1%
Kingsport-Bristol-Bristol, TN-VA [28700]	83	86	4.4%
Houston-Sugar Land-Baytown, TX [26420]	82	156	4.3%
Johnson City, TN [27740]	82	77	4.3%
San Jose-Sunnyvale-Santa Clara, CA [41940]	81	98	4.3%
Atlanta-Sandy Springs-Marietta, GA [12060]	74	83	3.9%
San Francisco-Oakland-Fremont, CA [41860]	73	65	3.9%
Providence-New Bedford-Fall River, RI-MA [39300]	73	26	3.9%
Chicago-Naperville-Joliet, IL-IN-WI [16980]	59	87	3.1%
Evansville, IN-KY [21780]	55	43	2.9%
Akron, OH [10420]	52	59	2.7%
Cleveland-Elyria-Mentor, OH [17460]	52	54	2.7%
Rochester, NY [40380]	46	39	2.4%
Minneapolis-St. Paul-Bloomington, MN-WI [33460]	42	53	2.2%
Cincinnati-Middletown, OH-KY-IN [17140]	42	46	2.2%
Washington-Arlington-Alexandria, DC-VA-MD-WV [47900]	42	26	2.2%
Huntsville, AL [26620]	42	23	2.2%
Detroit-Warren-Livonia, MI [19820]	38	45	2%
San Diego-Carlsbad-San Marcos, CA [41740]	37	47	2%
Allentown-Bethlehem-Easton, PA-NJ [10900]	35	38	1.8%
Columbia, SC [17900]	33	14	1.7%
Richmond, VA [40060]	32	23	1.7%
Seattle-Tacoma-Bellevue, WA [42660]	26	39	1.4%
Charlotte-Gastonia-Concord, NC-SC [16740]	26	28	1.4%
Durham, NC [20500]	24	22	1.3%
Riverside-San Bernardino-Ontario, CA [40140]	23	30	1.2%
Phoenix-Mesa-Scottsdale, AZ [38060]	23	28	1.2%
Trenton-Ewing, NJ [45940]	23	13	1.2%
Hartford-West Hartford-East Hartford, CT [25540]	21	25	1.1%
Saginaw-Saginaw Township North, MI [40980]	20	14	1.1%
Columbus, OH [18140]	19	26	1%
Raleigh-Cary, NC [39580]	19	18	1%
Bridgeport-Stamford-Norwalk, CT [14860]	19	16	1%
Canton-Massillon, OH [15940]	18	18	0.9%
Miami-Fort Lauderdale-Pompano Beach, FL [33100]	18	5	0.9%
Gainesville, FL [23540]	17	20	0.9%
Tampa-St. Petersburg-Clearwater, FL [45300]	16	21	0.8%
Springfield, MA [44140]	16	16	0.8%
Blacksburg-Christiansburg-Radford, VA [13980]	16	14	0.8%
Worcester, MA [49340]	16	9	0.8%
Dayton, OH [19380]	14	11	0.7%
New Haven-Milford, CT [35300]	12	15	0.6%
Spartanburg, SC [43900]	12	14	0.6%
Ann Arbor, MI [11460]	12	13	0.6%
Greenville-Mauldin-Easley, SC [24860]	12	13	0.6%
Charleston, WV [16620]	12	9	0.6%
Kansas City, MO-KS [28140]	12	7	0.6%
Austin-Round Rock, TX [12420]	11	22	0.6%
Baltimore-Towson, MD [12580]	11	12	0.6%
Oxnard-Thousand Oaks-Ventura, CA [37100]	11	11	0.6%
Reading, PA [39740]	11	10	0.6%
Bakersfield, CA [12540]	10	18	0.5%

Lansing-East Lansing, MI [29620]	10	17	0.5%
Indianapolis-Carmel, IN [26900]	10	12	0.5%
Albuquerque, NM [10740]	10	12	0.5%
Greensboro-High Point, NC [24660]	10	9	0.5%
Santa Cruz-Watsonville, CA [42100]	10	8	0.5%
Longview, TX [30980]	10	1	0.5%
Denver-Aurora, CO [19740]	9	12	0.5%
Manchester-Nashua, NH [31700]	9	6	0.5%
Santa Rosa-Petaluma, CA [42220]	9	5	0.5%
Norwich-New London, CT [35980]	9	4	0.5%
Dallas-Fort Worth-Arlington, TX [19100]	8	16	0.4%
Tulsa, OK [46140]	8	14	0.4%
Birmingham-Hoover, AL [13820]	8	10	0.4%
Flint, MI [22420]	8	4	0.4%
Fargo, ND-MN [22020]	7	12	0.4%
Jacksonville, FL [27260]	7	12	0.4%
Virginia Beach-Norfolk-Newport News, VA-NC [47260]	7	11	0.4%
Baton Rouge, LA [12940]	7	10	0.4%
Sacramento--Arden-Arcade--Roseville, CA [40900]	7	4	0.4%
Boulder, CO [14500]	6	9	0.3%
Portland-Vancouver-Beaverton, OR-WA [38900]	6	7	0.3%
Syracuse, NY [45060]	6	7	0.3%
Nashville-Davidson--Murfreesboro--Franklin, TN [34980]	6	6	0.3%
New Orleans-Metairie-Kenner, LA [35380]	6	4	0.3%
Omaha-Council Bluffs, NE-IA [36540]	6	4	0.3%
St. Louis, MO-IL [41180]	6	3	0.3%
Beaumont-Port Arthur, TX [13140]	6	2	0.3%
Lexington-Fayette, KY [30460]	5	12	0.3%
Peoria, IL [37900]	5	7	0.3%
Madison, WI [31540]	5	6	0.3%
Tucson, AZ [46060]	5	4	0.3%
Milwaukee-Waukesha-West Allis, WI [33340]	4	5	0.2%
Buffalo-Niagara Falls, NY [15380]	4	4	0.2%
Modesto, CA [33700]	4	4	0.2%
Vallejo-Fairfield, CA [46700]	4	3	0.2%
Charlottesville, VA [16820]	4	3	0.2%
Winston-Salem, NC [49180]	4	2	0.2%
Lincoln, NE [30700]	4	2	0.2%
Savannah, GA [42340]	4	2	0.2%
Florence, SC [22500]	4	2	0.2%
State College, PA [44300]	3	9	0.2%
Gulfport-Biloxi, MS [25060]	3	5	0.2%
Corpus Christi, TX [18580]	3	5	0.2%
Boise City-Nampa, ID [14260]	3	5	0.2%
Chattanooga, TN-GA [16860]	3	4	0.2%
Fort Collins-Loveland, CO [22660]	3	4	0.2%
Charleston-North Charleston, SC [16700]	3	4	0.2%
Greeley, CO [24540]	3	4	0.2%
Wichita, KS [48620]	3	4	0.2%
Eugene-Springfield, OR [21660]	3	4	0.2%
San Antonio, TX [41700]	3	3	0.2%
Toledo, OH [45780]	3	3	0.2%
Louisville/Jefferson County, KY-IN [31140]	3	3	0.2%
Knoxville, TN [28940]	3	3	0.2%
Oshkosh-Neenah, WI [36780]	3	3	0.2%
Appleton, WI [11540]	3	3	0.2%
Champaign-Urbana, IL [16580]	3	3	0.2%
Greenville, NC [24780]	3	2	0.2%
Montgomery, AL [33860]	3	1	0.2%
Amarillo, TX [11100]	3	1	0.2%
Tallahassee, FL [45220]	2	4	0.1%
Roanoke, VA [40220]	2	3	0.1%
Las Vegas-Paradise, NV [29820]	2	3	0.1%
Palm Bay-Melbourne-Titusville, FL [37340]	2	3	0.1%
Mobile, AL [33660]	2	2	0.1%

Gainesville, GA [23580]	2	2	0.1%
Asheville, NC [11700]	2	2	0.1%
Lancaster, PA [29540]	2	2	0.1%
Duluth, MN-WI [20260]	2	2	0.1%
Laredo, TX [29700]	2	1	0.1%
Prescott, AZ [39140]	2	1	0.1%
Cape Coral-Fort Myers, FL [15980]	2	1	0.1%
Naples-Marco Island, FL [34940]	2	1	0.1%

> CHEMISTRY: NATURAL RESINS OR DERIVATIVES; PEPTIDES OR PROTEINS; LIGNINS OR REACTION PRODUCTS THEREOF [530] - {4482} : (172)

Metro Region	Patents	Inventors	% Of Class
San Francisco-Oakland-Fremont, CA [41860]	1218	1003	27.2%
Boston-Cambridge-Quincy, MA-NH [14460]	644	1004	14.4%
New York-Northern New Jersey-Long Island, NY-NJ-PA [35620]	492	638	11%
San Jose-Sunnyvale-Santa Clara, CA [41940]	404	392	9%
San Diego-Carlsbad-San Marcos, CA [41740]	386	545	8.6%
Washington-Arlington-Alexandria, DC-VA-MD-WV [47900]	342	407	7.6%
Philadelphia-Camden-Wilmington, PA-NJ-DE-MD [37980]	327	452	7.3%
Seattle-Tacoma-Bellevue, WA [42660]	284	320	6.3%
Durham, NC [20500]	127	184	2.8%
Baltimore-Towson, MD [12580]	116	110	2.6%
Raleigh-Cary, NC [39580]	106	143	2.4%
Houston-Sugar Land-Baytown, TX [26420]	103	123	2.3%
Oxnard-Thousand Oaks-Ventura, CA [37100]	102	130	2.3%
Chicago-Naperville-Joliet, IL-IN-WI [16980]	98	201	2.2%
Indianapolis-Carmel, IN [26900]	87	136	1.9%
Trenton-Ewing, NJ [45940]	83	53	1.9%
Worcester, MA [49340]	77	99	1.7%
New Haven-Milford, CT [35300]	70	84	1.6%
Madison, WI [31540]	69	114	1.5%
Denver-Aurora, CO [19740]	67	81	1.5%
Boulder, CO [14500]	53	69	1.2%
Bremerton-Silverdale, WA [14740]	50	34	1.1%
Sacramento--Arden-Arcade--Roseville, CA [40900]	47	47	1%
Atlanta-Sandy Springs-Marietta, GA [12060]	44	55	1%
Santa Cruz-Watsonville, CA [42100]	42	32	0.9%
Des Moines-West Des Moines, IA [19780]	41	42	0.9%
Vallejo-Fairfield, CA [46700]	38	47	0.8%
Bridgeport-Stamford-Norwalk, CT [14860]	37	30	0.8%
Cincinnati-Middletown, OH-KY-IN [17140]	33	42	0.7%
Phoenix-Mesa-Scottsdale, AZ [38060]	31	30	0.7%
Dallas-Fort Worth-Arlington, TX [19100]	28	46	0.6%
Riverside-San Bernardino-Ontario, CA [40140]	28	13	0.6%
St. Louis, MO-IL [41180]	25	40	0.6%
Norwich-New London, CT [35980]	25	27	0.6%
Ann Arbor, MI [11460]	24	36	0.5%
Huntsville, AL [26620]	23	14	0.5%
Pittsburgh, PA [38300]	22	43	0.5%
Austin-Round Rock, TX [12420]	22	24	0.5%
Hartford-West Hartford-East Hartford, CT [25540]	22	22	0.5%
Allentown-Bethlehem-Easton, PA-NJ [10900]	22	10	0.5%
Gulfport-Biloxi, MS [25060]	22	2	0.5%
Lexington-Fayette, KY [30460]	21	30	0.5%
Albany-Schenectady-Troy, NY [10580]	21	28	0.5%
Minneapolis-St. Paul-Bloomington, MN-WI [33460]	21	18	0.5%
Greeley, CO [24540]	20	27	0.4%
Rochester, NY [40380]	20	27	0.4%
Little Rock-North Little Rock-Conway, AR [30780]	20	26	0.4%
Modesto, CA [33700]	20	17	0.4%
Fort Collins-Loveland, CO [22660]	19	22	0.4%

Omaha-Council Bluffs, NE-IA [36540]	19	20	0.4%
Athens-Clarke County, GA [12020]	18	16	0.4%
Rochester, MN [40340]	16	23	0.4%
Kansas City, MO-KS [28140]	16	22	0.4%
Tampa-St. Petersburg-Clearwater, FL [45300]	16	18	0.4%
Tucson, AZ [46060]	16	16	0.4%
Iowa City, IA [26980]	15	31	0.3%
Salt Lake City, UT [41620]	14	31	0.3%
Champaign-Urbana, IL [16580]	14	17	0.3%
Buffalo-Niagara Falls, NY [15380]	14	16	0.3%
Miami-Fort Lauderdale-Pompano Beach, FL [33100]	13	25	0.3%
Oklahoma City, OK [36420]	13	21	0.3%
New Orleans-Metairie-Kenner, LA [35380]	13	19	0.3%
Providence-New Bedford-Fall River, RI-MA [39300]	13	16	0.3%
Tallahassee, FL [45220]	13	12	0.3%
Portland-South Portland-Biddeford, ME [38860]	12	22	0.3%
Syracuse, NY [45060]	12	16	0.3%
Portland-Vancouver-Beaverton, OR-WA [38900]	12	15	0.3%
Cleveland-Elyria-Mentor, OH [17460]	12	15	0.3%
Richmond, VA [40060]	12	14	0.3%
Birmingham-Hoover, AL [13820]	12	14	0.3%
Charlotte-Gastonia-Concord, NC-SC [16740]	12	6	0.3%
Yuba City, CA [49700]	12	4	0.3%
San Antonio, TX [41700]	11	15	0.2%
Kalamazoo-Portage, MI [28020]	11	13	0.2%
Grand Rapids-Wyoming, MI [24340]	11	11	0.2%
Topeka, KS [45820]	10	19	0.2%
Toledo, OH [45780]	10	15	0.2%
Laredo, TX [29700]	10	13	0.2%
Detroit-Warren-Livonia, MI [19820]	10	11	0.2%
Albuquerque, NM [10740]	10	10	0.2%
Burlington, NC [15500]	10	8	0.2%
Nashville-Davidson--Murfreesboro--Franklin, TN [34980]	9	19	0.2%
Gainesville, FL [23540]	9	18	0.2%
Memphis, TN-MS-AR [32820]	9	16	0.2%
Baton Rouge, LA [12940]	9	12	0.2%
Columbus, OH [18140]	8	11	0.2%
Santa Rosa-Petaluma, CA [42220]	8	6	0.2%
Eugene-Springfield, OR [21660]	7	11	0.2%
Lincoln, NE [30700]	7	8	0.2%
Blacksburg-Christiansburg-Radford, VA [13980]	7	6	0.2%
Virginia Beach-Norfolk-Newport News, VA-NC [47260]	6	14	0.1%
Charlottesville, VA [16820]	6	14	0.1%
Louisville/Jefferson County, KY-IN [31140]	6	11	0.1%
Lansing-East Lansing, MI [29620]	6	9	0.1%
Jacksonville, FL [27260]	6	8	0.1%
Harrisburg-Carlisle, PA [25420]	6	8	0.1%
Knoxville, TN [28940]	6	7	0.1%
Akron, OH [10420]	6	5	0.1%
Springfield, MA [44140]	6	5	0.1%
Janesville, WI [27500]	6	5	0.1%
South Bend-Mishawaka, IN-MI [43780]	5	7	0.1%
College Station-Bryan, TX [17780]	5	7	0.1%
Mobile, AL [33660]	5	7	0.1%
Racine, WI [39540]	5	7	0.1%
Milwaukee-Waukesha-West Allis, WI [33340]	5	5	0.1%
Dayton, OH [19380]	5	5	0.1%
Manchester-Nashua, NH [31700]	5	5	0.1%
Hagerstown-Martinsburg, MD-WV [25180]	5	5	0.1%
Winston-Salem, NC [49180]	5	4	0.1%
Lancaster, PA [29540]	5	1	0.1%
Greenville-Mauldin-Easley, SC [24860]	4	7	0.1%
Peoria, IL [37900]	4	5	0.1%
Rockford, IL [40420]	4	5	0.1%
Elkhart-Goshen, IN [21140]	4	5	0.1%

Fayetteville-Springdale-Rogers, AR-MO [22220]	4	3	0.1%
Evansville, IN-KY [21780]	3	8	0.1%
Burlington-South Burlington, VT [15540]	3	5	0.1%
Orlando-Kissimmee, FL [36740]	3	4	0.1%
Tyler, TX [46340]	3	4	0.1%
Charleston-North Charleston, SC [16700]	3	3	0.1%
Kennewick-Richland-Pasco, WA [28420]	3	3	0.1%
Reading, PA [39740]	3	3	0.1%
Salinas, CA [41500]	3	3	0.1%
Spartanburg, SC [43900]	3	2	0.1%
Deltona-Daytona Beach-Ormond Beach, FL [19660]	3	2	0.1%
Kingston, NY [28740]	3	1	0.1%
Reno-Sparks, NV [39900]	3	1	0.1%
Jackson, MS [27140]	2	3	0%
San Luis Obispo-Paso Robles, CA [42020]	2	3	0%
Columbia, MO [17860]	2	2	0%
York-Hanover, PA [49620]	2	2	0%
Las Cruces, NM [29740]	2	2	0%
Vineland-Millville-Bridgeton, NJ [47220]	2	2	0%
Stockton, CA [44700]	2	2	0%
Amarillo, TX [11100]	2	2	0%
Terre Haute, IN [45460]	2	2	0%
El Paso, TX [21340]	2	2	0%

> ORGANIC COMPOUNDS -- PART OF THE CLASS 532-570 SERIES [532] - {58} : (46)

Metro Region	Patents	Inventors	% Of Class
Chicago-Naperville-Joliet, IL-IN-WI [16980]	12	14	20.7%
Atlanta-Sandy Springs-Marietta, GA [12060]	5	9	8.6%
Philadelphia-Camden-Wilmington, PA-NJ-DE-MD [37980]	4	4	6.9%
New York-Northern New Jersey-Long Island, NY-NJ-PA [35620]	4	4	6.9%
Cleveland-Elyria-Mentor, OH [17460]	3	3	5.2%
Akron, OH [10420]	3	2	5.2%
Oshkosh-Neenah, WI [36780]	2	5	3.4%
Appleton, WI [11540]	2	5	3.4%
Greenville-Mauldin-Easley, SC [24860]	2	4	3.4%
Deltona-Daytona Beach-Ormond Beach, FL [19660]	2	4	3.4%
Des Moines-West Des Moines, IA [19780]	2	4	3.4%
Boston-Cambridge-Quincy, MA-NH [14460]	2	3	3.4%
Hartford-West Hartford-East Hartford, CT [25540]	2	3	3.4%
Tampa-St. Petersburg-Clearwater, FL [45300]	2	2	3.4%
Spartanburg, SC [43900]	2	2	3.4%
San Diego-Carlsbad-San Marcos, CA [41740]	2	2	3.4%
New Haven-Milford, CT [35300]	2	1	3.4%
Palm Bay-Melbourne-Titusville, FL [37340]	2	1	3.4%
Orlando-Kissimmee, FL [36740]	2	1	3.4%
Minneapolis-St. Paul-Bloomington, MN-WI [33460]	2	1	3.4%

> ORGANIC COMPOUNDS -- PART OF THE CLASS 532-570 SERIES [534] - {838} : (149)

Metro Region	Patents	Inventors	% Of Class
New York-Northern New Jersey-Long Island, NY-NJ-PA [35620]	94	85	11.2%
Chicago-Naperville-Joliet, IL-IN-WI [16980]	82	108	9.8%
Raleigh-Cary, NC [39580]	39	40	4.7%
Durham, NC [20500]	39	38	4.7%
Atlanta-Sandy Springs-Marietta, GA [12060]	37	48	4.4%
Boston-Cambridge-Quincy, MA-NH [14460]	35	51	4.2%

Philadelphia-Camden-Wilmington, PA-NJ-DE-MD [37980]	34	41	4.1%
Cincinnati-Middletown, OH-KY-IN [17140]	33	48	3.9%
Bridgeport-Stamford-Norwalk, CT [14860]	33	34	3.9%
San Francisco-Oakland-Fremont, CA [41860]	32	54	3.8%
Dallas-Fort Worth-Arlington, TX [19100]	28	27	3.3%
Appleton, WI [11540]	27	35	3.2%
Akron, OH [10420]	26	21	3.1%
Cleveland-Elyria-Mentor, OH [17460]	25	35	3%
Oshkosh-Neenah, WI [36780]	25	27	3%
Minneapolis-St. Paul-Bloomington, MN-WI [33460]	22	30	2.6%
San Jose-Sunnyvale-Santa Clara, CA [41940]	22	22	2.6%
Rochester, NY [40380]	21	40	2.5%
Burlington, NC [15500]	20	2	2.4%
New Haven-Milford, CT [35300]	19	17	2.3%
Tampa-St. Petersburg-Clearwater, FL [45300]	17	15	2%
Green Bay, WI [24580]	16	13	1.9%
San Diego-Carlsbad-San Marcos, CA [41740]	15	16	1.8%
Spartanburg, SC [43900]	14	15	1.7%
York-Hanover, PA [49620]	14	10	1.7%
Madison, WI [31540]	13	19	1.6%
Washington-Arlington-Alexandria, DC-VA-MD-WV [47900]	13	17	1.6%
Baltimore-Towson, MD [12580]	13	12	1.6%
Richmond, VA [40060]	12	26	1.4%
Greenville-Mauldin-Easley, SC [24860]	12	20	1.4%
Denver-Aurora, CO [19740]	12	13	1.4%
Hartford-West Hartford-East Hartford, CT [25540]	12	10	1.4%
Boulder, CO [14500]	11	11	1.3%
Seattle-Tacoma-Bellevue, WA [42660]	10	14	1.2%
Greeley, CO [24540]	10	9	1.2%
Indianapolis-Carmel, IN [26900]	10	6	1.2%
Columbus, OH [18140]	9	15	1.1%
Riverside-San Bernardino-Ontario, CA [40140]	9	11	1.1%
Portland-Vancouver-Beaverton, OR-WA [38900]	9	11	1.1%
Manchester-Nashua, NH [31700]	9	11	1.1%
Canton-Massillon, OH [15940]	9	11	1.1%
Las Vegas-Paradise, NV [29820]	9	5	1.1%
St. Louis, MO-IL [41180]	9	4	1.1%
Houston-Sugar Land-Baytown, TX [26420]	8	13	1%
Detroit-Warren-Livonia, MI [19820]	8	12	1%
Milwaukee-Waukesha-West Allis, WI [33340]	8	10	1%
Lansing-East Lansing, MI [29620]	8	9	1%
Lancaster, PA [29540]	8	5	1%
Phoenix-Mesa-Scottsdale, AZ [38060]	8	4	1%
Allentown-Bethlehem-Easton, PA-NJ [10900]	7	9	0.8%
Greensboro-High Point, NC [24660]	7	8	0.8%
Grand Rapids-Wyoming, MI [24340]	7	7	0.8%
Reno-Sparks, NV [39900]	7	7	0.8%
Kalamazoo-Portage, MI [28020]	7	6	0.8%
Reading, PA [39740]	7	4	0.8%
Winston-Salem, NC [49180]	6	13	0.7%
Iowa City, IA [26980]	6	9	0.7%
Lexington-Fayette, KY [30460]	6	9	0.7%
Salinas, CA [41500]	6	6	0.7%
Santa Cruz-Watsonville, CA [42100]	6	5	0.7%
Fort Collins-Loveland, CO [22660]	6	5	0.7%
Gainesville, GA [23580]	6	4	0.7%
Kansas City, MO-KS [28140]	5	8	0.6%
Charlotte-Gastonia-Concord, NC-SC [16740]	5	8	0.6%
Youngstown-Warren-Boardman, OH-PA [49660]	5	7	0.6%
Louisville/Jefferson County, KY-IN [31140]	5	6	0.6%
Memphis, TN-MS-AR [32820]	5	5	0.6%
Orlando-Kissimmee, FL [36740]	5	4	0.6%
Dayton, OH [19380]	4	8	0.5%
Boise City-Nampa, ID [14260]	4	7	0.5%
Kingsport-Bristol-Bristol, TN-VA [28700]	4	6	0.5%



Austin-Round Rock, TX [12420]	4	6	0.5%
Worcester, MA [49340]	4	5	0.5%
Racine, WI [39540]	4	5	0.5%
Scranton--Wilkes-Barre, PA [42540]	4	5	0.5%
Fort Wayne, IN [23060]	4	4	0.5%
Asheville, NC [11700]	4	4	0.5%
Hagerstown-Martinsburg, MD-WV [25180]	4	4	0.5%
Rockford, IL [40420]	4	4	0.5%
Trenton-Ewing, NJ [45940]	4	4	0.5%
Miami-Fort Lauderdale-Pompano Beach, FL [33100]	4	3	0.5%
Ogden-Clearfield, UT [36260]	4	3	0.5%
Providence-New Bedford-Fall River, RI-MA [39300]	4	2	0.5%
Harrisburg-Carlisle, PA [25420]	4	2	0.5%
Deltona-Daytona Beach-Ormond Beach, FL [19660]	3	7	0.4%
Florence, SC [22500]	3	7	0.4%
Des Moines-West Des Moines, IA [19780]	3	5	0.4%
Hickory-Lenoir-Morganton, NC [25860]	3	4	0.4%
Pittsburgh, PA [38300]	3	4	0.4%
Colorado Springs, CO [17820]	3	4	0.4%
Johnson City, TN [27740]	3	4	0.4%
Salt Lake City, UT [41620]	3	3	0.4%
Cedar Rapids, IA [16300]	3	3	0.4%
Buffalo-Niagara Falls, NY [15380]	3	2	0.4%
Palm Bay-Melbourne-Titusville, FL [37340]	3	2	0.4%
Sacramento--Arden-Arcade--Roseville, CA [40900]	3	2	0.4%
Gainesville, FL [23540]	3	2	0.4%
Yakima, WA [49420]	3	1	0.4%
Rochester, MN [40340]	3	1	0.4%
Huntsville, AL [26620]	3	1	0.4%
Evansville, IN-KY [21780]	2	7	0.2%
Binghamton, NY [13780]	2	6	0.2%
Oxnard-Thousand Oaks-Ventura, CA [37100]	2	6	0.2%
Wichita, KS [48620]	2	6	0.2%
Fayetteville-Springdale-Rogers, AR-MO [22220]	2	5	0.2%
Omaha-Council Bluffs, NE-IA [36540]	2	4	0.2%
Laredo, TX [29700]	2	3	0.2%
San Antonio, TX [41700]	2	3	0.2%
Joplin, MO [27900]	2	3	0.2%
Santa Rosa-Petaluma, CA [42220]	2	2	0.2%
Saginaw-Saginaw Township North, MI [40980]	2	2	0.2%
St. Cloud, MN [41060]	2	2	0.2%
Portland-South Portland-Biddeford, ME [38860]	2	2	0.2%
Knoxville, TN [28940]	2	2	0.2%
Niles-Benton Harbor, MI [35660]	2	2	0.2%
Fort Smith, AR-OK [22900]	2	2	0.2%
Toledo, OH [45780]	2	2	0.2%
Albuquerque, NM [10740]	2	1	0.2%

> ORGANIC COMPOUNDS -- PART OF THE CLASS 532-570 SERIES [536] - {3347} : (171)

Metro Region	Patents	Inventors	% Of Class
San Francisco-Oakland-Fremont, CA [41860]	527	675	15.7%
Boston-Cambridge-Quincy, MA-NH [14460]	435	611	13%
San Diego-Carlsbad-San Marcos, CA [41740]	431	536	12.9%
New York-Northern New Jersey-Long Island, NY-NJ-PA [35620]	325	474	9.7%
Philadelphia-Camden-Wilmington, PA-NJ-DE-MD [37980]	243	356	7.3%
Boulder, CO [14500]	242	122	7.2%
San Jose-Sunnyvale-Santa Clara, CA [41940]	234	297	7%
Denver-Aurora, CO [19740]	224	85	6.7%
Washington-Arlington-Alexandria, DC-VA-MD-WV [47900]	216	362	6.5%

Seattle-Tacoma-Bellevue, WA [42660]	140	170	4.2%
Durham, NC [20500]	117	182	3.5%
Raleigh-Cary, NC [39580]	104	135	3.1%
Houston-Sugar Land-Baytown, TX [26420]	97	132	2.9%
Worcester, MA [49340]	81	61	2.4%
Chicago-Naperville-Joliet, IL-IN-WI [16980]	77	105	2.3%
Madison, WI [31540]	71	130	2.1%
Baltimore-Towson, MD [12580]	70	95	2.1%
St. Louis, MO-IL [41180]	67	57	2%
Fort Collins-Loveland, CO [22660]	64	51	1.9%
Greeley, CO [24540]	63	55	1.9%
Des Moines-West Des Moines, IA [19780]	56	80	1.7%
Oxnard-Thousand Oaks-Ventura, CA [37100]	50	62	1.5%
Indianapolis-Carmel, IN [26900]	45	79	1.3%
Trenton-Ewing, NJ [45940]	45	45	1.3%
Atlanta-Sandy Springs-Marietta, GA [12060]	44	80	1.3%
Sacramento--Arden-Arcade--Roseville, CA [40900]	41	45	1.2%
Vallejo-Fairfield, CA [46700]	36	38	1.1%
Iowa City, IA [26980]	35	53	1%
Phoenix-Mesa-Scottsdale, AZ [38060]	33	41	1%
New Haven-Milford, CT [35300]	32	76	1%
Ann Arbor, MI [11460]	32	34	1%
Norwich-New London, CT [35980]	32	34	1%
Dallas-Fort Worth-Arlington, TX [19100]	30	38	0.9%
Cincinnati-Middletown, OH-KY-IN [17140]	24	40	0.7%
Austin-Round Rock, TX [12420]	23	30	0.7%
Champaign-Urbana, IL [16580]	21	23	0.6%
Portland-Vancouver-Beaverton, OR-WA [38900]	21	20	0.6%
Riverside-San Bernardino-Ontario, CA [40140]	21	15	0.6%
Athens-Clarke County, GA [12020]	20	31	0.6%
Rochester, MN [40340]	20	27	0.6%
Columbus, OH [18140]	19	19	0.6%
Omaha-Council Bluffs, NE-IA [36540]	18	25	0.5%
Tucson, AZ [46060]	18	24	0.5%
Kansas City, MO-KS [28140]	18	16	0.5%
Detroit-Warren-Livonia, MI [19820]	18	13	0.5%
Salt Lake City, UT [41620]	17	32	0.5%
Gainesville, FL [23540]	17	28	0.5%
Albany-Schenectady-Troy, NY [10580]	17	18	0.5%
Tampa-St. Petersburg-Clearwater, FL [45300]	17	13	0.5%
Lexington-Fayette, KY [30460]	16	28	0.5%
Birmingham-Hoover, AL [13820]	16	25	0.5%
Pittsburgh, PA [38300]	16	18	0.5%
Memphis, TN-MS-AR [32820]	15	24	0.4%
Kingsport-Bristol-Bristol, TN-VA [28700]	15	19	0.4%
Johnson City, TN [27740]	15	19	0.4%
Miami-Fort Lauderdale-Pompano Beach, FL [33100]	15	15	0.4%
Bridgeport-Stamford-Norwalk, CT [14860]	15	13	0.4%
Rochester, NY [40380]	14	21	0.4%
San Antonio, TX [41700]	14	18	0.4%
Hartford-West Hartford-East Hartford, CT [25540]	14	15	0.4%
Augusta-Richmond County, GA-SC [12260]	14	5	0.4%
College Station-Bryan, TX [17780]	13	12	0.4%
Topeka, KS [45820]	13	9	0.4%
Kalamazoo-Portage, MI [28020]	12	22	0.4%
Lansing-East Lansing, MI [29620]	12	17	0.4%
Santa Cruz-Watsonville, CA [42100]	12	16	0.4%
Laredo, TX [29700]	12	15	0.4%
Reno-Sparks, NV [39900]	12	11	0.4%
Albuquerque, NM [10740]	12	9	0.4%
Providence-New Bedford-Fall River, RI-MA [39300]	11	13	0.3%
Minneapolis-St. Paul-Bloomington, MN-WI [33460]	11	12	0.3%
Bremerton-Silverdale, WA [14740]	11	10	0.3%
Colorado Springs, CO [17820]	11	2	0.3%
Allentown-Bethlehem-Easton, PA-NJ [10900]	10	11	0.3%

Lincoln, NE [30700]	9	13	0.3%
Mobile, AL [33660]	9	9	0.3%
Provo-Orem, UT [39340]	9	6	0.3%
Tallahassee, FL [45220]	9	6	0.3%
Yuba City, CA [49700]	9	5	0.3%
Charlottesville, VA [16820]	8	15	0.2%
Huntsville, AL [26620]	8	12	0.2%
Cleveland-Elyria-Mentor, OH [17460]	8	11	0.2%
Reading, PA [39740]	8	8	0.2%
Toledo, OH [45780]	8	6	0.2%
Akron, OH [10420]	8	5	0.2%
Manchester-Nashua, NH [31700]	8	4	0.2%
Kennewick-Richland-Pasco, WA [28420]	7	16	0.2%
Winston-Salem, NC [49180]	7	12	0.2%
Modesto, CA [33700]	7	10	0.2%
Lubbock, TX [31180]	7	10	0.2%
Nashville-Davidson--Murfreesboro--Franklin, TN [34980]	7	9	0.2%
Greensboro-High Point, NC [24660]	7	8	0.2%
Blacksburg-Christiansburg-Radford, VA [13980]	6	10	0.2%
Baton Rouge, LA [12940]	6	10	0.2%
New Orleans-Metairie-Kenner, LA [35380]	6	9	0.2%
Janesville, WI [27500]	6	6	0.2%
Louisville/Jefferson County, KY-IN [31140]	6	6	0.2%
Milwaukee-Waukesha-West Allis, WI [33340]	6	5	0.2%
Cedar Rapids, IA [16300]	6	4	0.2%
Evansville, IN-KY [21780]	6	2	0.2%
Charleston-North Charleston, SC [16700]	5	6	0.1%
Peoria, IL [37900]	5	5	0.1%
Racine, WI [39540]	5	4	0.1%
Springfield, MA [44140]	5	4	0.1%
Santa Rosa-Petaluma, CA [42220]	5	3	0.1%
Hagerstown-Martinsburg, MD-WV [25180]	5	3	0.1%
Brownsville-Harlingen, TX [15180]	5	2	0.1%
Richmond, VA [40060]	4	10	0.1%
Knoxville, TN [28940]	4	9	0.1%
Syracuse, NY [45060]	4	7	0.1%
Virginia Beach-Norfolk-Newport News, VA-NC [47260]	4	5	0.1%
Grand Rapids-Wyoming, MI [24340]	4	5	0.1%
Oklahoma City, OK [36420]	4	4	0.1%
Portland-South Portland-Biddeford, ME [38860]	4	4	0.1%
Boise City-Nampa, ID [14260]	4	2	0.1%
Jacksonville, FL [27260]	3	6	0.1%
Orlando-Kissimmee, FL [36740]	3	5	0.1%
Eugene-Springfield, OR [21660]	3	5	0.1%
Rockford, IL [40420]	3	5	0.1%
Little Rock-North Little Rock-Conway, AR [30780]	3	5	0.1%
Columbia, MO [17860]	3	3	0.1%
Binghamton, NY [13780]	3	3	0.1%
Bloomington, IN [14020]	3	3	0.1%
Charlotte-Gastonia-Concord, NC-SC [16740]	3	2	0.1%
Springfield, MO [44180]	3	2	0.1%
Lakeland, FL [29460]	3	1	0.1%
Las Cruces, NM [29740]	2	6	0.1%
Harrisburg-Carlisle, PA [25420]	2	4	0.1%
Burlington-South Burlington, VT [15540]	2	4	0.1%
Palm Bay-Melbourne-Titusville, FL [37340]	2	3	0.1%
Salinas, CA [41500]	2	3	0.1%
Columbia, SC [17900]	2	3	0.1%
El Paso, TX [21340]	2	3	0.1%
Buffalo-Niagara Falls, NY [15380]	2	3	0.1%
San Luis Obispo-Paso Robles, CA [42020]	2	3	0.1%
Cape Coral-Fort Myers, FL [15980]	2	2	0.1%
State College, PA [44300]	2	2	0.1%
Burlington, NC [15500]	2	2	0.1%
Elkhart-Goshen, IN [21140]	2	2	0.1%

Las Vegas-Paradise, NV [29820]	2	2	0.1%
Saginaw-Saginaw Township North, MI [40980]	2	2	0.1%
Savannah, GA [42340]	2	2	0.1%
Lancaster, PA [29540]	2	2	0.1%
Greenville-Mauldin-Easley, SC [24860]	2	2	0.1%
Gulfport-Biloxi, MS [25060]	2	1	0.1%

> ORGANIC COMPOUNDS -- PART OF THE CLASS 532-570 SERIES [540] - {387} : (108)

Metro Region	Patents	Inventors	% Of Class
New York-Northern New Jersey-Long Island, NY-NJ-PA [35620]	59	122	15.2%
Durham, NC [20500]	48	36	12.4%
Raleigh-Cary, NC [39580]	46	31	11.9%
San Francisco-Oakland-Fremont, CA [41860]	41	99	10.6%
Philadelphia-Camden-Wilmington, PA-NJ-DE-MD [37980]	41	71	10.6%
Boston-Cambridge-Quincy, MA-NH [14460]	40	102	10.3%
San Diego-Carlsbad-San Marcos, CA [41740]	34	64	8.8%
San Jose-Sunnyvale-Santa Clara, CA [41940]	27	41	7%
Chicago-Naperville-Joliet, IL-IN-WI [16980]	20	64	5.2%
Trenton-Ewing, NJ [45940]	19	28	4.9%
Dallas-Fort Worth-Arlington, TX [19100]	9	16	2.3%
Riverside-San Bernardino-Ontario, CA [40140]	9	5	2.3%
Washington-Arlington-Alexandria, DC-VA-MD-WV [47900]	8	25	2.1%
New Haven-Milford, CT [35300]	8	13	2.1%
Buffalo-Niagara Falls, NY [15380]	8	12	2.1%
Bakersfield, CA [12540]	8	4	2.1%
Kalamazoo-Portage, MI [28020]	7	11	1.8%
St. Louis, MO-IL [41180]	7	6	1.8%
Lansing-East Lansing, MI [29620]	7	4	1.8%
Worcester, MA [49340]	6	5	1.6%
Eugene-Springfield, OR [21660]	5	12	1.3%
Hartford-West Hartford-East Hartford, CT [25540]	5	11	1.3%
Ann Arbor, MI [11460]	5	11	1.3%
Bridgeport-Stamford-Norwalk, CT [14860]	5	11	1.3%
Austin-Round Rock, TX [12420]	5	10	1.3%
Madison, WI [31540]	5	7	1.3%
Portland-Vancouver-Beaverton, OR-WA [38900]	5	6	1.3%
Albuquerque, NM [10740]	5	6	1.3%
Seattle-Tacoma-Bellevue, WA [42660]	5	3	1.3%
Sacramento--Arden-Arcade--Roseville, CA [40900]	5	3	1.3%
Richmond, VA [40060]	4	16	1%
Atlanta-Sandy Springs-Marietta, GA [12060]	4	9	1%
Pittsburgh, PA [38300]	4	8	1%
Kansas City, MO-KS [28140]	4	7	1%
Norwich-New London, CT [35980]	4	7	1%
Columbus, OH [18140]	4	6	1%
Racine, WI [39540]	4	6	1%
Albany-Schenectady-Troy, NY [10580]	4	5	1%
Providence-New Bedford-Fall River, RI-MA [39300]	4	4	1%
Houston-Sugar Land-Baytown, TX [26420]	4	3	1%
Akron, OH [10420]	3	10	0.8%
Baton Rouge, LA [12940]	3	8	0.8%
Rochester, NY [40380]	3	5	0.8%
Milwaukee-Waukesha-West Allis, WI [33340]	3	5	0.8%
Allentown-Bethlehem-Easton, PA-NJ [10900]	3	4	0.8%
Syracuse, NY [45060]	3	4	0.8%
Modesto, CA [33700]	3	3	0.8%
Athens-Clarke County, GA [12020]	3	3	0.8%
Oxnard-Thousand Oaks-Ventura, CA [37100]	3	2	0.8%
Manchester-Nashua, NH [31700]	3	1	0.8%
Indianapolis-Carmel, IN [26900]	2	16	0.5%

Cleveland-Elyria-Mentor, OH [17460]	2	10	0.5%
Phoenix-Mesa-Scottsdale, AZ [38060]	2	7	0.5%
Knoxville, TN [28940]	2	5	0.5%
Omaha-Council Bluffs, NE-IA [36540]	2	4	0.5%
Greeley, CO [24540]	2	4	0.5%
Boulder, CO [14500]	2	4	0.5%
Greensboro-High Point, NC [24660]	2	4	0.5%
Fort Collins-Loveland, CO [22660]	2	4	0.5%
Cincinnati-Middletown, OH-KY-IN [17140]	2	3	0.5%
Tampa-St. Petersburg-Clearwater, FL [45300]	2	3	0.5%
Topeka, KS [45820]	2	3	0.5%
Santa Rosa-Petaluma, CA [42220]	2	2	0.5%
College Station-Bryan, TX [17780]	2	2	0.5%
Vallejo-Fairfield, CA [46700]	2	2	0.5%
Detroit-Warren-Livonia, MI [19820]	2	2	0.5%
Beaumont-Port Arthur, TX [13140]	2	1	0.5%

> ORGANIC COMPOUNDS -- PART OF THE CLASS 532-570 SERIES [544] - {1109} : (123)

Metro Region	Patents	Inventors	% Of Class
New York-Northern New Jersey-Long Island, NY-NJ-PA [35620]	274	549	24.7%
Philadelphia-Camden-Wilmington, PA-NJ-DE-MD [37980]	178	313	16.1%
San Francisco-Oakland-Fremont, CA [41860]	176	309	15.9%
San Diego-Carlsbad-San Marcos, CA [41740]	169	410	15.2%
Boston-Cambridge-Quincy, MA-NH [14460]	141	315	12.7%
Trenton-Ewing, NJ [45940]	85	72	7.7%
San Jose-Sunnyvale-Santa Clara, CA [41940]	82	99	7.4%
New Haven-Milford, CT [35300]	60	109	5.4%
Chicago-Naperville-Joliet, IL-IN-WI [16980]	48	170	4.3%
Norwich-New London, CT [35980]	39	64	3.5%
Hartford-West Hartford-East Hartford, CT [25540]	39	43	3.5%
Bridgeport-Stamford-Norwalk, CT [14860]	34	57	3.1%
Durham, NC [20500]	33	41	3%
Indianapolis-Carmel, IN [26900]	31	89	2.8%
Worcester, MA [49340]	30	35	2.7%
Allentown-Bethlehem-Easton, PA-NJ [10900]	29	26	2.6%
Oxnard-Thousand Oaks-Ventura, CA [37100]	25	77	2.3%
Raleigh-Cary, NC [39580]	23	29	2.1%
Albany-Schenectady-Troy, NY [10580]	18	36	1.6%
Ann Arbor, MI [11460]	17	26	1.5%
Boulder, CO [14500]	17	24	1.5%
Detroit-Warren-Livonia, MI [19820]	17	18	1.5%
Seattle-Tacoma-Bellevue, WA [42660]	16	38	1.4%
Fort Collins-Loveland, CO [22660]	15	12	1.4%
Atlanta-Sandy Springs-Marietta, GA [12060]	14	33	1.3%
St. Louis, MO-IL [41180]	13	45	1.2%
Greeley, CO [24540]	13	16	1.2%
Washington-Arlington-Alexandria, DC-VA-MD-WV [47900]	13	14	1.2%
Pittsburgh, PA [38300]	12	19	1.1%
Richmond, VA [40060]	11	14	1%
Baltimore-Towson, MD [12580]	10	9	0.9%
Kalamazoo-Portage, MI [28020]	9	13	0.8%
Milwaukee-Waukesha-West Allis, WI [33340]	9	10	0.8%
Nashville-Davidson--Murfreesboro--Franklin, TN [34980]	8	19	0.7%
Minneapolis-St. Paul-Bloomington, MN-WI [33460]	8	8	0.7%
Denver-Aurora, CO [19740]	7	12	0.6%
Rochester, NY [40380]	7	11	0.6%
Madison, WI [31540]	7	10	0.6%
Syracuse, NY [45060]	7	9	0.6%
Kansas City, MO-KS [28140]	7	9	0.6%
Providence-New Bedford-Fall River, RI-MA [39300]	7	8	0.6%

Winston-Salem, NC [49180]	6	15	0.5%
Eugene-Springfield, OR [21660]	6	14	0.5%
Mobile, AL [33660]	6	9	0.5%
Dallas-Fort Worth-Arlington, TX [19100]	6	8	0.5%
Racine, WI [39540]	6	7	0.5%
Reading, PA [39740]	6	6	0.5%
Florence, SC [22500]	5	11	0.5%
Greensboro-High Point, NC [24660]	5	9	0.5%
Portland-Vancouver-Beaverton, OR-WA [38900]	5	9	0.5%
Cincinnati-Middletown, OH-KY-IN [17140]	5	8	0.5%
Miami-Fort Lauderdale-Pompano Beach, FL [33100]	5	5	0.5%
Riverside-San Bernardino-Ontario, CA [40140]	5	5	0.5%
Manchester-Nashua, NH [31700]	5	4	0.5%
Salt Lake City, UT [41620]	4	13	0.4%
Houston-Sugar Land-Baytown, TX [26420]	4	9	0.4%
Phoenix-Mesa-Scottsdale, AZ [38060]	4	6	0.4%
Cleveland-Elyria-Mentor, OH [17460]	4	5	0.4%
Lexington-Fayette, KY [30460]	4	5	0.4%
Austin-Round Rock, TX [12420]	3	7	0.3%
Charlottesville, VA [16820]	3	6	0.3%
Birmingham-Hoover, AL [13820]	3	6	0.3%
Topeka, KS [45820]	3	5	0.3%
Port St. Lucie, FL [38940]	3	5	0.3%
Champaign-Urbana, IL [16580]	3	4	0.3%
Charlotte-Gastonia-Concord, NC-SC [16740]	3	3	0.3%
Sacramento--Arden-Arcade--Roseville, CA [40900]	3	3	0.3%
Yuba City, CA [49700]	3	2	0.3%
San Luis Obispo-Paso Robles, CA [42020]	2	5	0.2%
Akron, OH [10420]	2	4	0.2%
Huntsville, AL [26620]	2	3	0.2%
Columbus, OH [18140]	2	3	0.2%
Modesto, CA [33700]	2	3	0.2%
San Antonio, TX [41700]	2	3	0.2%
Buffalo-Niagara Falls, NY [15380]	2	2	0.2%
South Bend-Mishawaka, IN-MI [43780]	2	2	0.2%
Virginia Beach-Norfolk-Newport News, VA-NC [47260]	2	2	0.2%
Jackson, MI [27100]	2	2	0.2%
Atlantic City, NJ [12100]	2	1	0.2%
Springfield, MA [44140]	2	1	0.2%
Baton Rouge, LA [12940]	2	1	0.2%
Fresno, CA [23420]	2	1	0.2%
Dayton, OH [19380]	2	1	0.2%
Omaha-Council Bluffs, NE-IA [36540]	2	1	0.2%
Salinas, CA [41500]	2	1	0.2%
Elkhart-Goshen, IN [21140]	2	1	0.2%
Spartanburg, SC [43900]	2	1	0.2%

> ORGANIC COMPOUNDS -- PART OF THE CLASS 532-570 SERIES [546] - {1784} : (133)

Metro Region	Patents	Inventors	% Of Class
New York-Northern New Jersey-Long Island, NY-NJ-PA [35620]	357	681	20%
Boston-Cambridge-Quincy, MA-NH [14460]	244	453	13.7%
Philadelphia-Camden-Wilmington, PA-NJ-DE-MD [37980]	238	399	13.3%
San Francisco-Oakland-Fremont, CA [41860]	228	358	12.8%
San Diego-Carlsbad-San Marcos, CA [41740]	183	406	10.3%
San Jose-Sunnyvale-Santa Clara, CA [41940]	141	129	7.9%
Chicago-Naperville-Joliet, IL-IN-WI [16980]	100	217	5.6%
Indianapolis-Carmel, IN [26900]	94	178	5.3%
Trenton-Ewing, NJ [45940]	76	68	4.3%
St. Louis, MO-IL [41180]	76	63	4.3%
New Haven-Milford, CT [35300]	66	118	3.7%
Durham, NC [20500]	62	113	3.5%

Raleigh-Cary, NC [39580]	57	92	3.2%
Hartford-West Hartford-East Hartford, CT [25540]	43	56	2.4%
Worcester, MA [49340]	42	56	2.4%
Albany-Schenectady-Troy, NY [10580]	38	32	2.1%
Oxnard-Thousand Oaks-Ventura, CA [37100]	36	78	2%
Norwich-New London, CT [35980]	34	69	1.9%
Boulder, CO [14500]	34	50	1.9%
Bridgeport-Stamford-Norwalk, CT [14860]	33	59	1.8%
Ann Arbor, MI [11460]	32	23	1.8%
Washington-Arlington-Alexandria, DC-VA-MD-WV [47900]	30	36	1.7%
Greeley, CO [24540]	30	32	1.7%
Fort Collins-Loveland, CO [22660]	30	28	1.7%
Minneapolis-St. Paul-Bloomington, MN-WI [33460]	27	15	1.5%
Denver-Aurora, CO [19740]	25	35	1.4%
Eugene-Springfield, OR [21660]	21	34	1.2%
Detroit-Warren-Livonia, MI [19820]	20	14	1.1%
Seattle-Tacoma-Bellevue, WA [42660]	18	41	1%
Phoenix-Mesa-Scottsdale, AZ [38060]	18	20	1%
Pittsburgh, PA [38300]	18	17	1%
Racine, WI [39540]	18	11	1%
Atlanta-Sandy Springs-Marietta, GA [12060]	17	26	1%
Cincinnati-Middletown, OH-KY-IN [17140]	16	28	0.9%
Lexington-Fayette, KY [30460]	16	19	0.9%
Baltimore-Towson, MD [12580]	16	16	0.9%
Reading, PA [39740]	15	10	0.8%
Houston-Sugar Land-Baytown, TX [26420]	14	21	0.8%
Kalamazoo-Portage, MI [28020]	14	15	0.8%
Mobile, AL [33660]	14	4	0.8%
Providence-New Bedford-Fall River, RI-MA [39300]	13	14	0.7%
Allentown-Bethlehem-Easton, PA-NJ [10900]	13	13	0.7%
Winston-Salem, NC [49180]	12	21	0.7%
Rochester, NY [40380]	11	13	0.6%
Milwaukee-Waukesha-West Allis, WI [33340]	11	10	0.6%
Riverside-San Bernardino-Ontario, CA [40140]	11	10	0.6%
Portland-Vancouver-Beaverton, OR-WA [38900]	9	18	0.5%
Sacramento--Arden-Arcade--Roseville, CA [40900]	8	11	0.4%
Greensboro-High Point, NC [24660]	7	23	0.4%
Kansas City, MO-KS [28140]	7	6	0.4%
Tucson, AZ [46060]	6	9	0.3%
Buffalo-Niagara Falls, NY [15380]	6	8	0.3%
Iowa City, IA [26980]	6	7	0.3%
Santa Cruz-Watsonville, CA [42100]	6	4	0.3%
Lancaster, PA [29540]	6	4	0.3%
Albuquerque, NM [10740]	5	18	0.3%
Nashville-Davidson--Murfreesboro--Franklin, TN [34980]	5	16	0.3%
San Antonio, TX [41700]	5	9	0.3%
Memphis, TN-MS-AR [32820]	5	8	0.3%
Kingsport-Bristol-Bristol, TN-VA [28700]	5	6	0.3%
Vallejo-Fairfield, CA [46700]	5	6	0.3%
Laredo, TX [29700]	5	6	0.3%
Akron, OH [10420]	5	5	0.3%
Gainesville, FL [23540]	5	5	0.3%
Syracuse, NY [45060]	5	4	0.3%
Cleveland-Elyria-Mentor, OH [17460]	5	4	0.3%
Salinas, CA [41500]	5	2	0.3%
Champaign-Urbana, IL [16580]	4	10	0.2%
Florence, SC [22500]	4	9	0.2%
Charleston-North Charleston, SC [16700]	4	8	0.2%
Johnson City, TN [27740]	4	5	0.2%
Topeka, KS [45820]	4	4	0.2%
Lansing-East Lansing, MI [29620]	4	4	0.2%
Omaha-Council Bluffs, NE-IA [36540]	4	2	0.2%
Wilmington, NC [48900]	4	1	0.2%
Salt Lake City, UT [41620]	3	6	0.2%
Birmingham-Hoover, AL [13820]	3	6	0.2%

Madison, WI [31540]	3	6	0.2%
Manchester-Nashua, NH [31700]	3	3	0.2%
Grand Rapids-Wyoming, MI [24340]	3	3	0.2%
Huntsville, AL [26620]	3	3	0.2%
Baton Rouge, LA [12940]	3	3	0.2%
Bellingham, WA [13380]	3	2	0.2%
Athens-Clarke County, GA [12020]	3	2	0.2%
Orlando-Kissimmee, FL [36740]	3	2	0.2%
Austin-Round Rock, TX [12420]	3	2	0.2%
Greenville, NC [24780]	3	2	0.2%
Fayetteville-Springdale-Rogers, AR-MO [22220]	3	1	0.2%
Knoxville, TN [28940]	2	4	0.1%
Columbus, OH [18140]	2	4	0.1%
Richmond, VA [40060]	2	4	0.1%
Blacksburg-Christiansburg-Radford, VA [13980]	2	3	0.1%
South Bend-Mishawaka, IN-MI [43780]	2	3	0.1%
Tallahassee, FL [45220]	2	3	0.1%
Spartanburg, SC [43900]	2	2	0.1%
Charlotte-Gastonia-Concord, NC-SC [16740]	2	2	0.1%
Miami-Fort Lauderdale-Pompano Beach, FL [33100]	2	2	0.1%
Las Vegas-Paradise, NV [29820]	2	2	0.1%
Beaumont-Port Arthur, TX [13140]	2	2	0.1%
Bloomington, IN [14020]	2	2	0.1%
Las Cruces, NM [29740]	2	2	0.1%
Modesto, CA [33700]	2	2	0.1%
Port St. Lucie, FL [38940]	2	2	0.1%
Burlington, NC [15500]	2	1	0.1%
Yuba City, CA [49700]	2	1	0.1%
Lincoln, NE [30700]	2	1	0.1%
Palm Bay-Melbourne-Titusville, FL [37340]	2	1	0.1%
Gainesville, GA [23580]	2	1	0.1%

> ORGANIC COMPOUNDS -- PART OF THE CLASS 532-570 SERIES [548] - {1318} : (146)

Metro Region	Patents	Inventors	% Of Class
New York-Northern New Jersey-Long Island, NY-NJ-PA [35620]	266	517	20.2%
Philadelphia-Camden-Wilmington, PA-NJ-DE-MD [37980]	193	301	14.6%
Boston-Cambridge-Quincy, MA-NH [14460]	165	301	12.5%
San Diego-Carlsbad-San Marcos, CA [41740]	140	299	10.6%
San Francisco-Oakland-Fremont, CA [41860]	134	262	10.2%
Chicago-Naperville-Joliet, IL-IN-WI [16980]	80	170	6.1%
San Jose-Sunnyvale-Santa Clara, CA [41940]	70	105	5.3%
Trenton-Ewing, NJ [45940]	62	64	4.7%
New Haven-Milford, CT [35300]	48	82	3.6%
Durham, NC [20500]	45	85	3.4%
Norwich-New London, CT [35980]	36	53	2.7%
Raleigh-Cary, NC [39580]	35	70	2.7%
Worcester, MA [49340]	35	30	2.7%
Hartford-West Hartford-East Hartford, CT [25540]	24	26	1.8%
Boulder, CO [14500]	22	42	1.7%
Bridgeport-Stamford-Norwalk, CT [14860]	22	35	1.7%
Ann Arbor, MI [11460]	22	32	1.7%
Dallas-Fort Worth-Arlington, TX [19100]	21	34	1.6%
Greensboro-High Point, NC [24660]	21	33	1.6%
Detroit-Warren-Livonia, MI [19820]	21	23	1.6%
Allentown-Bethlehem-Easton, PA-NJ [10900]	21	20	1.6%
Indianapolis-Carmel, IN [26900]	20	63	1.5%
Denver-Aurora, CO [19740]	20	35	1.5%
Houston-Sugar Land-Baytown, TX [26420]	20	29	1.5%
Eugene-Springfield, OR [21660]	17	23	1.3%
Bakersfield, CA [12540]	17	13	1.3%
Washington-Arlington-Alexandria, DC-VA-MD-WV [47900]	16	25	1.2%



Fort Collins-Loveland, CO [22660]	16	19	1.2%
Cincinnati-Middletown, OH-KY-IN [17140]	16	13	1.2%
Albany-Schenectady-Troy, NY [10580]	16	13	1.2%
Gainesville, FL [23540]	15	26	1.1%
Oxnard-Thousand Oaks-Ventura, CA [37100]	14	36	1.1%
Winston-Salem, NC [49180]	14	18	1.1%
Phoenix-Mesa-Scottsdale, AZ [38060]	14	13	1.1%
Seattle-Tacoma-Bellevue, WA [42660]	13	23	1%
Kalamazoo-Portage, MI [28020]	13	22	1%
Riverside-San Bernardino-Ontario, CA [40140]	13	8	1%
Greeley, CO [24540]	12	19	0.9%
Madison, WI [31540]	12	17	0.9%
Providence-New Bedford-Fall River, RI-MA [39300]	12	11	0.9%
Racine, WI [39540]	12	9	0.9%
Tampa-St. Petersburg-Clearwater, FL [45300]	11	20	0.8%
Pittsburgh, PA [38300]	11	13	0.8%
Minneapolis-St. Paul-Bloomington, MN-WI [33460]	10	7	0.8%
St. Louis, MO-IL [41180]	9	20	0.7%
Baltimore-Towson, MD [12580]	9	13	0.7%
Cleveland-Elyria-Mentor, OH [17460]	9	12	0.7%
Visalia-Porterville, CA [47300]	9	1	0.7%
Omaha-Council Bluffs, NE-IA [36540]	8	9	0.6%
Atlanta-Sandy Springs-Marietta, GA [12060]	8	9	0.6%
Dayton, OH [19380]	8	5	0.6%
Rochester, NY [40380]	7	11	0.5%
Richmond, VA [40060]	7	10	0.5%
Lancaster, PA [29540]	7	5	0.5%
Reading, PA [39740]	7	5	0.5%
Tulsa, OK [46140]	7	3	0.5%
Huntsville, AL [26620]	6	11	0.5%
Albuquerque, NM [10740]	6	9	0.5%
Austin-Round Rock, TX [12420]	6	9	0.5%
Milwaukee-Waukesha-West Allis, WI [33340]	6	5	0.5%
Nashville-Davidson--Murfreesboro--Franklin, TN [34980]	5	16	0.4%
Sacramento--Arden-Arcade--Roseville, CA [40900]	5	12	0.4%
Akron, OH [10420]	5	9	0.4%
San Luis Obispo-Paso Robles, CA [42020]	5	9	0.4%
Syracuse, NY [45060]	5	8	0.4%
Kingsport-Bristol-Bristol, TN-VA [28700]	5	8	0.4%
Johnson City, TN [27740]	5	7	0.4%
State College, PA [44300]	5	7	0.4%
Miami-Fort Lauderdale-Pompano Beach, FL [33100]	5	5	0.4%
Baton Rouge, LA [12940]	5	5	0.4%
Ogden-Clearfield, UT [36260]	5	4	0.4%
Tucson, AZ [46060]	5	4	0.4%
Manchester-Nashua, NH [31700]	5	4	0.4%
Mobile, AL [33660]	5	3	0.4%
Stockton, CA [44700]	5	3	0.4%
South Bend-Mishawaka, IN-MI [43780]	4	9	0.3%
Lansing-East Lansing, MI [29620]	4	8	0.3%
Columbus, OH [18140]	4	8	0.3%
Salt Lake City, UT [41620]	4	6	0.3%
Charlottesville, VA [16820]	4	6	0.3%
Kennewick-Richland-Pasco, WA [28420]	4	6	0.3%
Evansville, IN-KY [21780]	4	5	0.3%
Springfield, MA [44140]	4	5	0.3%
Yuba City, CA [49700]	4	4	0.3%
Lincoln, NE [30700]	3	7	0.2%
Vallejo-Fairfield, CA [46700]	3	6	0.2%
Florence, SC [22500]	3	5	0.2%
Buffalo-Niagara Falls, NY [15380]	3	4	0.2%
Santa Cruz-Watsonville, CA [42100]	3	3	0.2%
College Station-Bryan, TX [17780]	3	3	0.2%
Iowa City, IA [26980]	3	3	0.2%
New Orleans-Metairie-Kenner, LA [35380]	3	2	0.2%

Amarillo, TX [11100]	2	4	0.2%
Charlotte-Gastonia-Concord, NC-SC [16740]	2	4	0.2%
Tallahassee, FL [45220]	2	4	0.2%
Kansas City, MO-KS [28140]	2	3	0.2%
San Antonio, TX [41700]	2	3	0.2%
Lexington-Fayette, KY [30460]	2	3	0.2%
Memphis, TN-MS-AR [32820]	2	3	0.2%
Appleton, WI [11540]	2	3	0.2%
Birmingham-Hoover, AL [13820]	2	2	0.2%
Naples-Marco Island, FL [34940]	2	2	0.2%
Grand Rapids-Wyoming, MI [24340]	2	2	0.2%
Wilmington, NC [48900]	2	2	0.2%
Burlington, NC [15500]	2	2	0.2%
Modesto, CA [33700]	2	2	0.2%
Cape Coral-Fort Myers, FL [15980]	2	2	0.2%
Salem, OR [41420]	2	1	0.2%
Beaumont-Port Arthur, TX [13140]	2	1	0.2%
Saginaw-Saginaw Township North, MI [40980]	2	1	0.2%
Blacksburg-Christiansburg-Radford, VA [13980]	2	1	0.2%
Champaign-Urbana, IL [16580]	2	1	0.2%

> ORGANIC COMPOUNDS -- PART OF THE CLASS 532-570 SERIES [549] - {949} : (145)

Metro Region	Patents	Inventors	% Of Class
New York-Northern New Jersey-Long Island, NY-NJ-PA [35620]	154	266	16.2%
Philadelphia-Camden-Wilmington, PA-NJ-DE-MD [37980]	148	172	15.6%
San Francisco-Oakland-Fremont, CA [41860]	84	121	8.9%
Boston-Cambridge-Quincy, MA-NH [14460]	67	116	7.1%
Houston-Sugar Land-Baytown, TX [26420]	64	76	6.7%
Chicago-Naperville-Joliet, IL-IN-WI [16980]	49	76	5.2%
San Jose-Sunnyvale-Santa Clara, CA [41940]	49	63	5.2%
San Diego-Carlsbad-San Marcos, CA [41740]	48	99	5.1%
Trenton-Ewing, NJ [45940]	29	29	3.1%
Indianapolis-Carmel, IN [26900]	22	61	2.3%
Seattle-Tacoma-Bellevue, WA [42660]	22	33	2.3%
Washington-Arlington-Alexandria, DC-VA-MD-WV [47900]	21	31	2.2%
Charleston, WV [16620]	20	23	2.1%
Kingsport-Bristol-Bristol, TN-VA [28700]	19	28	2%
Johnson City, TN [27740]	19	24	2%
Allentown-Bethlehem-Easton, PA-NJ [10900]	19	15	2%
Durham, NC [20500]	18	29	1.9%
Atlanta-Sandy Springs-Marietta, GA [12060]	17	24	1.8%
Baltimore-Towson, MD [12580]	16	24	1.7%
Cincinnati-Middletown, OH-KY-IN [17140]	16	14	1.7%
Raleigh-Cary, NC [39580]	15	20	1.6%
New Haven-Milford, CT [35300]	14	33	1.5%
Madison, WI [31540]	14	22	1.5%
Pittsburgh, PA [38300]	13	27	1.4%
Detroit-Warren-Livonia, MI [19820]	13	22	1.4%
Albany-Schenectady-Troy, NY [10580]	13	16	1.4%
Tallahassee, FL [45220]	13	4	1.4%
Bridgeport-Stamford-Norwalk, CT [14860]	12	24	1.3%
Dallas-Fort Worth-Arlington, TX [19100]	12	17	1.3%
Kennewick-Richland-Pasco, WA [28420]	12	15	1.3%
Denver-Aurora, CO [19740]	12	14	1.3%
Minneapolis-St. Paul-Bloomington, MN-WI [33460]	11	15	1.2%
Boulder, CO [14500]	10	14	1.1%
Austin-Round Rock, TX [12420]	10	13	1.1%
Norwich-New London, CT [35980]	10	11	1.1%
Spartanburg, SC [43900]	9	9	0.9%
Cleveland-Elyria-Mentor, OH [17460]	8	12	0.8%
Miami-Fort Lauderdale-Pompano Beach, FL [33100]	8	10	0.8%

Worcester, MA [49340]	8	9	0.8%
Greeley, CO [24540]	8	7	0.8%
Fort Collins-Loveland, CO [22660]	8	6	0.8%
St. Louis, MO-IL [41180]	7	16	0.7%
Portland-Vancouver-Beaverton, OR-WA [38900]	7	16	0.7%
Hartford-West Hartford-East Hartford, CT [25540]	7	11	0.7%
Riverside-San Bernardino-Ontario, CA [40140]	7	9	0.7%
Sacramento--Arden-Arcade--Roseville, CA [40900]	7	9	0.7%
Evansville, IN-KY [21780]	6	11	0.6%
Akron, OH [10420]	6	9	0.6%
Ann Arbor, MI [11460]	6	9	0.6%
Kansas City, MO-KS [28140]	6	7	0.6%
New Orleans-Metairie-Kenner, LA [35380]	6	5	0.6%
Phoenix-Mesa-Scottsdale, AZ [38060]	6	4	0.6%
Springfield, IL [44100]	6	3	0.6%
Columbus, OH [18140]	5	12	0.5%
Topeka, KS [45820]	5	10	0.5%
Milwaukee-Waukesha-West Allis, WI [33340]	5	7	0.5%
Providence-New Bedford-Fall River, RI-MA [39300]	5	6	0.5%
College Station-Bryan, TX [17780]	5	6	0.5%
Yuba City, CA [49700]	5	4	0.5%
Oxnard-Thousand Oaks-Ventura, CA [37100]	5	3	0.5%
Winston-Salem, NC [49180]	5	3	0.5%
Asheville, NC [11700]	5	2	0.5%
Cape Coral-Fort Myers, FL [15980]	5	2	0.5%
Santa Rosa-Petaluma, CA [42220]	5	1	0.5%
Kalamazoo-Portage, MI [28020]	4	8	0.4%
Ogden-Clearfield, UT [36260]	4	7	0.4%
Memphis, TN-MS-AR [32820]	4	7	0.4%
Columbia, SC [17900]	4	6	0.4%
Tulsa, OK [46140]	4	6	0.4%
Toledo, OH [45780]	4	6	0.4%
Salem, OR [41420]	4	4	0.4%
Mobile, AL [33660]	4	4	0.4%
Reading, PA [39740]	4	4	0.4%
Bremerton-Silverdale, WA [14740]	4	2	0.4%
Omaha-Council Bluffs, NE-IA [36540]	3	7	0.3%
Huntsville, AL [26620]	3	6	0.3%
Iowa City, IA [26980]	3	6	0.3%
Tampa-St. Petersburg-Clearwater, FL [45300]	3	5	0.3%
Champaign-Urbana, IL [16580]	3	4	0.3%
Baton Rouge, LA [12940]	3	4	0.3%
Rockford, IL [40420]	3	4	0.3%
Louisville/Jefferson County, KY-IN [31140]	3	4	0.3%
Salt Lake City, UT [41620]	3	3	0.3%
St. Cloud, MN [41060]	3	3	0.3%
Longview, TX [30980]	3	3	0.3%
Saginaw-Saginaw Township North, MI [40980]	3	3	0.3%
Reno-Sparks, NV [39900]	3	3	0.3%
Richmond, VA [40060]	3	3	0.3%
Lancaster, PA [29540]	3	3	0.3%
State College, PA [44300]	3	2	0.3%
Palm Bay-Melbourne-Titusville, FL [37340]	3	2	0.3%
Tucson, AZ [46060]	3	2	0.3%
Syracuse, NY [45060]	2	5	0.2%
Peoria, IL [37900]	2	4	0.2%
Birmingham-Hoover, AL [13820]	2	4	0.2%
Grand Rapids-Wyoming, MI [24340]	2	4	0.2%
Blacksburg-Christiansburg-Radford, VA [13980]	2	3	0.2%
San Antonio, TX [41700]	2	3	0.2%
Modesto, CA [33700]	2	2	0.2%
Jacksonville, FL [27260]	2	2	0.2%
Las Vegas-Paradise, NV [29820]	2	2	0.2%
Albuquerque, NM [10740]	2	2	0.2%
Beaumont-Port Arthur, TX [13140]	2	2	0.2%

Charlotte-Gastonia-Concord, NC-SC [16740]	2	2	0.2%
Port St. Lucie, FL [38940]	2	2	0.2%
Eugene-Springfield, OR [21660]	2	2	0.2%
Columbia, MO [17860]	2	2	0.2%

> ORGANIC COMPOUNDS -- PART OF THE CLASS 532-570 SERIES [552] - {113} : (61)

Metro Region	Patents	Inventors	% Of Class
Boston-Cambridge-Quincy, MA-NH [14460]	11	14	9.7%
Chicago-Naperville-Joliet, IL-IN-WI [16980]	10	18	8.8%
Detroit-Warren-Livonia, MI [19820]	10	6	8.8%
New York-Northern New Jersey-Long Island, NY-NJ-PA [35620]	9	21	8%
Madison, WI [31540]	9	13	8%
San Diego-Carlsbad-San Marcos, CA [41740]	9	7	8%
Ann Arbor, MI [11460]	8	3	7.1%
Durham, NC [20500]	6	10	5.3%
Raleigh-Cary, NC [39580]	6	8	5.3%
Portland-Vancouver-Beaverton, OR-WA [38900]	6	4	5.3%
Peoria, IL [37900]	5	21	4.4%
Washington-Arlington-Alexandria, DC-VA-MD-WV [47900]	5	15	4.4%
Oxnard-Thousand Oaks-Ventura, CA [37100]	5	5	4.4%
Houston-Sugar Land-Baytown, TX [26420]	5	4	4.4%
Dallas-Fort Worth-Arlington, TX [19100]	4	9	3.5%
Johnson City, TN [27740]	4	8	3.5%
Kingsport-Bristol-Bristol, TN-VA [28700]	4	8	3.5%
Providence-New Bedford-Fall River, RI-MA [39300]	4	4	3.5%
Minneapolis-St. Paul-Bloomington, MN-WI [33460]	3	8	2.7%
Milwaukee-Waukesha-West Allis, WI [33340]	3	6	2.7%
San Francisco-Oakland-Fremont, CA [41860]	3	6	2.7%
Philadelphia-Camden-Wilmington, PA-NJ-DE-MD [37980]	3	3	2.7%
Baltimore-Towson, MD [12580]	3	3	2.7%
Kalamazoo-Portage, MI [28020]	2	4	1.8%
Kansas City, MO-KS [28140]	2	3	1.8%
San Jose-Sunnyvale-Santa Clara, CA [41940]	2	3	1.8%
South Bend-Mishawaka, IN-MI [43780]	2	2	1.8%
St. Louis, MO-IL [41180]	2	2	1.8%
Allentown-Bethlehem-Easton, PA-NJ [10900]	2	1	1.8%
Hartford-West Hartford-East Hartford, CT [25540]	2	1	1.8%

> ORGANIC COMPOUNDS -- PART OF THE CLASS 532-570 SERIES [554] - {638} : (145)

Metro Region	Patents	Inventors	% Of Class
Minneapolis-St. Paul-Bloomington, MN-WI [33460]	90	97	14.1%
Boston-Cambridge-Quincy, MA-NH [14460]	41	37	6.4%
Chicago-Naperville-Joliet, IL-IN-WI [16980]	39	51	6.1%
Madison, WI [31540]	34	53	5.3%
New York-Northern New Jersey-Long Island, NY-NJ-PA [35620]	32	41	5%
Janesville, WI [27500]	24	22	3.8%
Philadelphia-Camden-Wilmington, PA-NJ-DE-MD [37980]	23	33	3.6%
Atlanta-Sandy Springs-Marietta, GA [12060]	20	18	3.1%
San Francisco-Oakland-Fremont, CA [41860]	17	28	2.7%
Houston-Sugar Land-Baytown, TX [26420]	16	27	2.5%
Cincinnati-Middletown, OH-KY-IN [17140]	15	24	2.4%
Columbus, OH [18140]	15	12	2.4%
Louisville/Jefferson County, KY-IN [31140]	14	14	2.2%
St. Louis, MO-IL [41180]	13	13	2%
Kalamazoo-Portage, MI [28020]	12	12	1.9%

Richmond, VA [40060]	12	12	1.9%
Detroit-Warren-Livonia, MI [19820]	11	27	1.7%
Hartford-West Hartford-East Hartford, CT [25540]	11	15	1.7%
Toledo, OH [45780]	11	14	1.7%
Nashville-Davidson--Murfreeseboro--Franklin, TN [34980]	11	9	1.7%
Akron, OH [10420]	11	8	1.7%
Dallas-Fort Worth-Arlington, TX [19100]	10	12	1.6%
Indianapolis-Carmel, IN [26900]	10	11	1.6%
Kansas City, MO-KS [28140]	10	9	1.6%
Phoenix-Mesa-Scottsdale, AZ [38060]	10	7	1.6%
Charlotte-Gastonia-Concord, NC-SC [16740]	9	16	1.4%
New Haven-Milford, CT [35300]	9	8	1.4%
Fayetteville-Springdale-Rogers, AR-MO [22220]	8	9	1.3%
Bridgeport-Stamford-Norwalk, CT [14860]	8	9	1.3%
Riverside-San Bernardino-Ontario, CA [40140]	8	9	1.3%
Tampa-St. Petersburg-Clearwater, FL [45300]	8	9	1.3%
Cleveland-Elyria-Mentor, OH [17460]	8	8	1.3%
Seattle-Tacoma-Bellevue, WA [42660]	8	7	1.3%
San Diego-Carlsbad-San Marcos, CA [41740]	8	7	1.3%
Raleigh-Cary, NC [39580]	7	10	1.1%
Durham, NC [20500]	7	7	1.1%
Grand Rapids-Wyoming, MI [24340]	7	7	1.1%
Champaign-Urbana, IL [16580]	7	4	1.1%
Pittsburgh, PA [38300]	6	12	0.9%
Peoria, IL [37900]	6	12	0.9%
Ann Arbor, MI [11460]	6	10	0.9%
Charleston, WV [16620]	6	9	0.9%
Washington-Arlington-Alexandria, DC-VA-MD-WV [47900]	6	8	0.9%
Gulfport-Biloxi, MS [25060]	6	6	0.9%
Manchester-Nashua, NH [31700]	6	4	0.9%
Baltimore-Towson, MD [12580]	5	10	0.8%
Milwaukee-Waukesha-West Allis, WI [33340]	5	9	0.8%
Memphis, TN-MS-AR [32820]	5	7	0.8%
San Jose-Sunnyvale-Santa Clara, CA [41940]	5	5	0.8%
Lakeland, FL [29460]	5	4	0.8%
Las Vegas-Paradise, NV [29820]	5	1	0.8%
Canton-Massillon, OH [15940]	4	8	0.6%
Kingsport-Bristol-Bristol, TN-VA [28700]	4	6	0.6%
Vallejo-Fairfield, CA [46700]	4	5	0.6%
Lansing-East Lansing, MI [29620]	4	5	0.6%
Rockford, IL [40420]	4	4	0.6%
Denver-Aurora, CO [19740]	4	3	0.6%
Worcester, MA [49340]	4	3	0.6%
Boise City-Nampa, ID [14260]	4	2	0.6%
Bremerton-Silverdale, WA [14740]	4	2	0.6%
Oxnard-Thousand Oaks-Ventura, CA [37100]	3	6	0.5%
Racine, WI [39540]	3	6	0.5%
Norwich-New London, CT [35980]	3	5	0.5%
Baton Rouge, LA [12940]	3	5	0.5%
Portland-Vancouver-Beaverton, OR-WA [38900]	3	5	0.5%
Buffalo-Niagara Falls, NY [15380]	3	4	0.5%
Appleton, WI [11540]	3	4	0.5%
Oshkosh-Neenah, WI [36780]	3	4	0.5%
Johnson City, TN [27740]	3	4	0.5%
Sacramento--Arden-Arcade--Roseville, CA [40900]	3	4	0.5%
Allentown-Bethlehem-Easton, PA-NJ [10900]	3	3	0.5%
Greenville, NC [24780]	3	3	0.5%
Omaha-Council Bluffs, NE-IA [36540]	3	3	0.5%
Niles-Benton Harbor, MI [35660]	3	3	0.5%
Reading, PA [39740]	3	3	0.5%
College Station-Bryan, TX [17780]	3	1	0.5%
Miami-Fort Lauderdale-Pompano Beach, FL [33100]	2	5	0.3%
Columbia, MO [17860]	2	5	0.3%
Wichita, KS [48620]	2	4	0.3%
Austin-Round Rock, TX [12420]	2	3	0.3%

Boulder, CO [14500]	2	3	0.3%
Oklahoma City, OK [36420]	2	3	0.3%
Virginia Beach-Norfolk-Newport News, VA-NC [47260]	2	3	0.3%
Saginaw-Saginaw Township North, MI [40980]	2	3	0.3%
Providence-New Bedford-Fall River, RI-MA [39300]	2	3	0.3%
Asheville, NC [11700]	2	3	0.3%
Jacksonville, FL [27260]	2	3	0.3%
Albany-Schenectady-Troy, NY [10580]	2	3	0.3%
Fort Collins-Loveland, CO [22660]	2	2	0.3%
Greenville-Mauldin-Easley, SC [24860]	2	2	0.3%
Springfield, MA [44140]	2	2	0.3%
Blacksburg-Christiansburg-Radford, VA [13980]	2	2	0.3%
Greeley, CO [24540]	2	2	0.3%
Duluth, MN-WI [20260]	2	2	0.3%
Orlando-Kissimmee, FL [36740]	2	2	0.3%
Charlottesville, VA [16820]	2	2	0.3%
Rochester, NY [40380]	2	2	0.3%
Tulsa, OK [46140]	2	2	0.3%
Olympia, WA [36500]	2	1	0.3%
Hickory-Lenoir-Morganton, NC [25860]	2	1	0.3%
Cedar Rapids, IA [16300]	2	1	0.3%
Fayetteville, NC [22180]	2	1	0.3%
Charleston-North Charleston, SC [16700]	2	1	0.3%

> ORGANIC COMPOUNDS -- PART OF THE CLASS 532-570 SERIES [556] - {502} : (106)

Metro Region	Patents	Inventors	% Of Class
New York-Northern New Jersey-Long Island, NY-NJ-PA [35620]	64	59	12.7%
Philadelphia-Camden-Wilmington, PA-NJ-DE-MD [37980]	58	64	11.6%
Houston-Sugar Land-Baytown, TX [26420]	46	49	9.2%
Bridgeport-Stamford-Norwalk, CT [14860]	39	27	7.8%
Boston-Cambridge-Quincy, MA-NH [14460]	38	49	7.6%
San Diego-Carlsbad-San Marcos, CA [41740]	31	33	6.2%
San Jose-Sunnyvale-Santa Clara, CA [41940]	28	36	5.6%
San Francisco-Oakland-Fremont, CA [41860]	27	37	5.4%
Washington-Arlington-Alexandria, DC-VA-MD-WV [47900]	20	15	4%
Albany-Schenectady-Troy, NY [10580]	18	24	3.6%
Chicago-Naperville-Joliet, IL-IN-WI [16980]	18	18	3.6%
Tulsa, OK [46140]	17	18	3.4%
Hartford-West Hartford-East Hartford, CT [25540]	17	5	3.4%
Buffalo-Niagara Falls, NY [15380]	14	11	2.8%
Allentown-Bethlehem-Easton, PA-NJ [10900]	12	14	2.4%
Cincinnati-Middletown, OH-KY-IN [17140]	11	16	2.2%
Durham, NC [20500]	10	13	2%
New Haven-Milford, CT [35300]	10	7	2%
Ann Arbor, MI [11460]	9	15	1.8%
Trenton-Ewing, NJ [45940]	9	8	1.8%
Jacksonville, FL [27260]	9	7	1.8%
Akron, OH [10420]	9	6	1.8%
Atlanta-Sandy Springs-Marietta, GA [12060]	8	15	1.6%
Portland-Vancouver-Beaverton, OR-WA [38900]	8	13	1.6%
Minneapolis-St. Paul-Bloomington, MN-WI [33460]	8	10	1.6%
Detroit-Warren-Livonia, MI [19820]	8	8	1.6%
Rochester, NY [40380]	7	14	1.4%
Baton Rouge, LA [12940]	7	9	1.4%
Raleigh-Cary, NC [39580]	7	9	1.4%
Baltimore-Towson, MD [12580]	7	4	1.4%
Tampa-St. Petersburg-Clearwater, FL [45300]	6	5	1.2%
San Antonio, TX [41700]	5	12	1%
Pittsburgh, PA [38300]	5	8	1%
Louisville/Jefferson County, KY-IN [31140]	5	6	1%

Austin-Round Rock, TX [12420]	5	5	1%
Phoenix-Mesa-Scottsdale, AZ [38060]	5	5	1%
New Orleans-Metairie-Kenner, LA [35380]	5	4	1%
Indianapolis-Carmel, IN [26900]	5	4	1%
Canton-Massillon, OH [15940]	5	1	1%
Dallas-Fort Worth-Arlington, TX [19100]	4	11	0.8%
Laredo, TX [29700]	4	9	0.8%
Cleveland-Elyria-Mentor, OH [17460]	4	7	0.8%
Blacksburg-Christiansburg-Radford, VA [13980]	4	7	0.8%
Johnson City, TN [27740]	4	5	0.8%
Kingsport-Bristol-Bristol, TN-VA [28700]	4	5	0.8%
Knoxville, TN [28940]	4	4	0.8%
Milwaukee-Waukesha-West Allis, WI [33340]	4	3	0.8%
Charlotte-Gastonia-Concord, NC-SC [16740]	4	3	0.8%
Madison, WI [31540]	4	3	0.8%
Seattle-Tacoma-Bellevue, WA [42660]	4	2	0.8%
Montgomery, AL [33860]	4	1	0.8%
Riverside-San Bernardino-Ontario, CA [40140]	3	7	0.6%
Boise City-Nampa, ID [14260]	3	3	0.6%
Vallejo-Fairfield, CA [46700]	3	3	0.6%
Oxnard-Thousand Oaks-Ventura, CA [37100]	3	3	0.6%
Lansing-East Lansing, MI [29620]	3	3	0.6%
Miami-Fort Lauderdale-Pompano Beach, FL [33100]	3	2	0.6%
Spartanburg, SC [43900]	2	6	0.4%
Eugene-Springfield, OR [21660]	2	5	0.4%
Gainesville, FL [23540]	2	4	0.4%
Santa Cruz-Watsonville, CA [42100]	2	2	0.4%
Charleston, WV [16620]	2	2	0.4%
Omaha-Council Bluffs, NE-IA [36540]	2	2	0.4%
Lexington-Fayette, KY [30460]	2	2	0.4%
Saginaw-Saginaw Township North, MI [40980]	2	2	0.4%
Tallahassee, FL [45220]	2	1	0.4%
College Station-Bryan, TX [17780]	2	1	0.4%
Peoria, IL [37900]	2	1	0.4%
Eau Claire, WI [20740]	2	1	0.4%

> ORGANIC COMPOUNDS -- PART OF THE CLASS 532-570 SERIES [558] - {252} : (75)

Metro Region	Patents	Inventors	% Of Class
Philadelphia-Camden-Wilmington, PA-NJ-DE-MD [37980]	53	64	21%
Houston-Sugar Land-Baytown, TX [26420]	32	30	12.7%
New York-Northern New Jersey-Long Island, NY-NJ-PA [35620]	28	42	11.1%
Boston-Cambridge-Quincy, MA-NH [14460]	21	36	8.3%
Chicago-Naperville-Joliet, IL-IN-WI [16980]	20	31	7.9%
San Francisco-Oakland-Fremont, CA [41860]	13	30	5.2%
Cleveland-Elyria-Mentor, OH [17460]	11	11	4.4%
San Jose-Sunnyvale-Santa Clara, CA [41940]	9	26	3.6%
San Diego-Carlsbad-San Marcos, CA [41740]	9	20	3.6%
Albany-Schenectady-Troy, NY [10580]	9	14	3.6%
Memphis, TN-MS-AR [32820]	9	7	3.6%
Durham, NC [20500]	8	13	3.2%
Washington-Arlington-Alexandria, DC-VA-MD-WV [47900]	8	13	3.2%
Raleigh-Cary, NC [39580]	8	10	3.2%
Allentown-Bethlehem-Easton, PA-NJ [10900]	8	4	3.2%
Trenton-Ewing, NJ [45940]	7	2	2.8%
Seattle-Tacoma-Bellevue, WA [42660]	6	22	2.4%
Detroit-Warren-Livonia, MI [19820]	6	7	2.4%
Baton Rouge, LA [12940]	5	12	2%
Akron, OH [10420]	5	5	2%
Ann Arbor, MI [11460]	4	5	1.6%
Denver-Aurora, CO [19740]	4	5	1.6%
Pittsburgh, PA [38300]	4	4	1.6%

Columbus, OH [18140]	4	4	1.6%
St. Louis, MO-IL [41180]	3	5	1.2%
Charleston-North Charleston, SC [16700]	3	5	1.2%
Minneapolis-St. Paul-Bloomington, MN-WI [33460]	3	5	1.2%
Phoenix-Mesa-Scottsdale, AZ [38060]	3	4	1.2%
Boulder, CO [14500]	3	4	1.2%
Florence, SC [22500]	3	4	1.2%
Louisville/Jefferson County, KY-IN [31140]	3	3	1.2%
Norwich-New London, CT [35980]	3	2	1.2%
College Station-Bryan, TX [17780]	3	2	1.2%
Spartanburg, SC [43900]	2	7	0.8%
Dallas-Fort Worth-Arlington, TX [19100]	2	5	0.8%
Kansas City, MO-KS [28140]	2	4	0.8%
Richmond, VA [40060]	2	4	0.8%
New Haven-Milford, CT [35300]	2	4	0.8%
Evansville, IN-KY [21780]	2	2	0.8%
Baltimore-Towson, MD [12580]	2	2	0.8%
Santa Cruz-Watsonville, CA [42100]	2	2	0.8%
Canton-Massillon, OH [15940]	2	2	0.8%
Kalamazoo-Portage, MI [28020]	2	2	0.8%
Bridgeport-Stamford-Norwalk, CT [14860]	2	2	0.8%
Charleston, WV [16620]	2	2	0.8%
Salinas, CA [41500]	2	2	0.8%
State College, PA [44300]	2	2	0.8%

> ORGANIC COMPOUNDS -- PART OF THE CLASS 532-570 SERIES [560] - {672} : (135)

Metro Region	Patents	Inventors	% Of Class
New York-Northern New Jersey-Long Island, NY-NJ-PA [35620]	104	191	15.5%
Cincinnati-Middletown, OH-KY-IN [17140]	59	89	8.8%
Philadelphia-Camden-Wilmington, PA-NJ-DE-MD [37980]	57	84	8.5%
Houston-Sugar Land-Baytown, TX [26420]	55	94	8.2%
San Francisco-Oakland-Fremont, CA [41860]	49	75	7.3%
Boston-Cambridge-Quincy, MA-NH [14460]	49	74	7.3%
San Jose-Sunnyvale-Santa Clara, CA [41940]	46	76	6.8%
Chicago-Naperville-Joliet, IL-IN-WI [16980]	39	74	5.8%
San Diego-Carlsbad-San Marcos, CA [41740]	29	56	4.3%
Indianapolis-Carmel, IN [26900]	27	35	4%
Kingsport-Bristol-Bristol, TN-VA [28700]	19	32	2.8%
Johnson City, TN [27740]	18	29	2.7%
Baton Rouge, LA [12940]	18	16	2.7%
Minneapolis-St. Paul-Bloomington, MN-WI [33460]	15	21	2.2%
Kalamazoo-Portage, MI [28020]	14	25	2.1%
Detroit-Warren-Livonia, MI [19820]	14	21	2.1%
Kansas City, MO-KS [28140]	13	10	1.9%
Atlanta-Sandy Springs-Marietta, GA [12060]	13	10	1.9%
Charlotte-Gastonia-Concord, NC-SC [16740]	13	6	1.9%
Ann Arbor, MI [11460]	12	24	1.8%
Baltimore-Towson, MD [12580]	12	18	1.8%
Cleveland-Elyria-Mentor, OH [17460]	12	14	1.8%
Hartford-West Hartford-East Hartford, CT [25540]	11	14	1.6%
Rochester, NY [40380]	11	12	1.6%
Trenton-Ewing, NJ [45940]	11	12	1.6%
San Antonio, TX [41700]	10	13	1.5%
Laredo, TX [29700]	10	11	1.5%
Worcester, MA [49340]	10	9	1.5%
Bridgeport-Stamford-Norwalk, CT [14860]	9	15	1.3%
Akron, OH [10420]	9	9	1.3%
Washington-Arlington-Alexandria, DC-VA-MD-WV [47900]	9	8	1.3%
Jacksonville, FL [27260]	9	7	1.3%
Lansing-East Lansing, MI [29620]	8	15	1.2%
Seattle-Tacoma-Bellevue, WA [42660]	8	14	1.2%



Grand Rapids-Wyoming, MI [24340]	8	10	1.2%
Milwaukee-Waukesha-West Allis, WI [33340]	7	15	1%
Madison, WI [31540]	7	12	1%
College Station-Bryan, TX [17780]	7	4	1%
New Haven-Milford, CT [35300]	6	13	0.9%
Durham, NC [20500]	6	9	0.9%
Dallas-Fort Worth-Arlington, TX [19100]	6	9	0.9%
Sacramento--Arden-Arcade--Roseville, CA [40900]	6	6	0.9%
Orlando-Kissimmee, FL [36740]	6	5	0.9%
Pittsburgh, PA [38300]	6	5	0.9%
Vallejo-Fairfield, CA [46700]	6	4	0.9%
Dayton, OH [19380]	6	3	0.9%
Winston-Salem, NC [49180]	6	3	0.9%
Phoenix-Mesa-Scottsdale, AZ [38060]	5	15	0.7%
Denver-Aurora, CO [19740]	5	9	0.7%
Columbus, OH [18140]	5	8	0.7%
Allentown-Bethlehem-Easton, PA-NJ [10900]	5	8	0.7%
Miami-Fort Lauderdale-Pompano Beach, FL [33100]	5	7	0.7%
Raleigh-Cary, NC [39580]	5	7	0.7%
Norwich-New London, CT [35980]	5	5	0.7%
St. Louis, MO-IL [41180]	5	5	0.7%
Boulder, CO [14500]	4	12	0.6%
Florence, SC [22500]	4	8	0.6%
Omaha-Council Bluffs, NE-IA [36540]	4	5	0.6%
Corpus Christi, TX [18580]	4	5	0.6%
Providence-New Bedford-Fall River, RI-MA [39300]	4	5	0.6%
Racine, WI [39540]	4	3	0.6%
Toledo, OH [45780]	4	3	0.6%
Wilmington, NC [48900]	4	3	0.6%
Davenport-Moline-Rock Island, IA-IL [19340]	4	2	0.6%
Richmond, VA [40060]	3	11	0.4%
Charleston-North Charleston, SC [16700]	3	7	0.4%
Riverside-San Bernardino-Ontario, CA [40140]	3	7	0.4%
Fort Collins-Loveland, CO [22660]	3	6	0.4%
Albany-Schenectady-Troy, NY [10580]	3	6	0.4%
Greeley, CO [24540]	3	6	0.4%
Lancaster, PA [29540]	3	4	0.4%
Joplin, MO [27900]	3	4	0.4%
State College, PA [44300]	3	4	0.4%
Huntsville, AL [26620]	3	4	0.4%
Charlottesville, VA [16820]	3	2	0.4%
Oshkosh-Neenah, WI [36780]	3	2	0.4%
Kennewick-Richland-Pasco, WA [28420]	2	6	0.3%
Tucson, AZ [46060]	2	5	0.3%
Tulsa, OK [46140]	2	5	0.3%
Eugene-Springfield, OR [21660]	2	5	0.3%
Tampa-St. Petersburg-Clearwater, FL [45300]	2	4	0.3%
Salt Lake City, UT [41620]	2	4	0.3%
Wichita, KS [48620]	2	3	0.3%
Springfield, MO [44180]	2	3	0.3%
Syracuse, NY [45060]	2	3	0.3%
Bloomington, IN [14020]	2	3	0.3%
Reading, PA [39740]	2	3	0.3%
Buffalo-Niagara Falls, NY [15380]	2	2	0.3%
Portland-Vancouver-Beaverton, OR-WA [38900]	2	2	0.3%
Charleston, WV [16620]	2	2	0.3%
Jackson, MI [27100]	2	2	0.3%
Palm Bay-Melbourne-Titusville, FL [37340]	2	2	0.3%
Provo-Orem, UT [39340]	2	2	0.3%
Augusta-Richmond County, GA-SC [12260]	2	2	0.3%
Nashville-Davidson--Murfreesboro--Franklin, TN [34980]	2	2	0.3%
Amarillo, TX [11100]	2	2	0.3%
Tallahassee, FL [45220]	2	2	0.3%
Lincoln, NE [30700]	2	1	0.3%
Harrisburg-Carlisle, PA [25420]	2	1	0.3%

Saginaw-Saginaw Township North, MI [40980]	2	1	0.3%
Tyler, TX [46340]	2	1	0.3%

> ORGANIC COMPOUNDS -- PART OF THE CLASS 532-570 SERIES [562] - {947} : (146)

Metro Region	Patents	Inventors	% Of Class
Philadelphia-Camden-Wilmington, PA-NJ-DE-MD [37980]	116	115	12.2%
Kingsport-Bristol-Bristol, TN-VA [28700]	92	43	9.7%
Houston-Sugar Land-Baytown, TX [26420]	91	115	9.6%
Johnson City, TN [27740]	89	38	9.4%
New York-Northern New Jersey-Long Island, NY-NJ-PA [35620]	87	114	9.2%
Chicago-Naperville-Joliet, IL-IN-WI [16980]	53	84	5.6%
Boston-Cambridge-Quincy, MA-NH [14460]	52	58	5.5%
San Francisco-Oakland-Fremont, CA [41860]	41	93	4.3%
Cincinnati-Middletown, OH-KY-IN [17140]	35	75	3.7%
San Diego-Carlsbad-San Marcos, CA [41740]	32	48	3.4%
Lancaster, PA [29540]	32	20	3.4%
Minneapolis-St. Paul-Bloomington, MN-WI [33460]	30	30	3.2%
St. Louis, MO-IL [41180]	24	24	2.5%
Charlotte-Gastonia-Concord, NC-SC [16740]	21	25	2.2%
Washington-Arlington-Alexandria, DC-VA-MD-WV [47900]	21	25	2.2%
Indianapolis-Carmel, IN [26900]	20	34	2.1%
Durham, NC [20500]	20	28	2.1%
Raleigh-Cary, NC [39580]	20	25	2.1%
Davenport-Moline-Rock Island, IA-IL [19340]	18	27	1.9%
Atlanta-Sandy Springs-Marietta, GA [12060]	16	19	1.7%
Trenton-Ewing, NJ [45940]	16	16	1.7%
Cleveland-Elyria-Mentor, OH [17460]	14	16	1.5%
San Jose-Sunnyvale-Santa Clara, CA [41940]	13	20	1.4%
Bridgeport-Stamford-Norwalk, CT [14860]	12	13	1.3%
New Haven-Milford, CT [35300]	11	20	1.2%
San Antonio, TX [41700]	11	19	1.2%
Dallas-Fort Worth-Arlington, TX [19100]	11	6	1.2%
Allentown-Bethlehem-Easton, PA-NJ [10900]	10	16	1.1%
Baltimore-Towson, MD [12580]	10	13	1.1%
Wichita, KS [48620]	10	8	1.1%
Ann Arbor, MI [11460]	9	12	1%
Columbia, SC [17900]	9	8	1%
Madison, WI [31540]	8	14	0.8%
Laredo, TX [29700]	8	12	0.8%
Miami-Fort Lauderdale-Pompano Beach, FL [33100]	8	7	0.8%
Kalamazoo-Portage, MI [28020]	7	14	0.7%
Charleston, WV [16620]	7	13	0.7%
Lansing-East Lansing, MI [29620]	7	12	0.7%
Sacramento--Arden-Arcade--Roseville, CA [40900]	7	11	0.7%
Milwaukee-Waukesha-West Allis, WI [33340]	7	10	0.7%
Charleston-North Charleston, SC [16700]	7	8	0.7%
Boulder, CO [14500]	7	7	0.7%
Phoenix-Mesa-Scottsdale, AZ [38060]	7	4	0.7%
Grand Rapids-Wyoming, MI [24340]	6	12	0.6%
Denver-Aurora, CO [19740]	6	10	0.6%
Appleton, WI [11540]	6	7	0.6%
Hartford-West Hartford-East Hartford, CT [25540]	6	6	0.6%
Akron, OH [10420]	6	6	0.6%
Detroit-Warren-Livonia, MI [19820]	6	6	0.6%
Oshkosh-Neenah, WI [36780]	6	5	0.6%
Worcester, MA [49340]	6	5	0.6%
Greenville-Mauldin-Easley, SC [24860]	6	4	0.6%
Tallahassee, FL [45220]	5	12	0.5%
Corpus Christi, TX [18580]	5	7	0.5%
Baton Rouge, LA [12940]	5	6	0.5%

Greeley, CO [24540]	5	5	0.5%
Norwich-New London, CT [35980]	5	4	0.5%
Charlottesville, VA [16820]	5	3	0.5%
Rochester, NY [40380]	5	2	0.5%
Seattle-Tacoma-Bellevue, WA [42660]	4	8	0.4%
Kansas City, MO-KS [28140]	4	8	0.4%
Columbus, OH [18140]	4	7	0.4%
Mobile, AL [33660]	4	6	0.4%
Pittsburgh, PA [38300]	4	5	0.4%
Asheville, NC [11700]	4	5	0.4%
Augusta-Richmond County, GA-SC [12260]	4	4	0.4%
Oxnard-Thousand Oaks-Ventura, CA [37100]	4	3	0.4%
Fort Collins-Loveland, CO [22660]	4	3	0.4%
Portland-Vancouver-Beaverton, OR-WA [38900]	4	2	0.4%
Omaha-Council Bluffs, NE-IA [36540]	3	6	0.3%
Providence-New Bedford-Fall River, RI-MA [39300]	3	6	0.3%
Albuquerque, NM [10740]	3	5	0.3%
Dayton, OH [19380]	3	5	0.3%
Santa Rosa-Petaluma, CA [42220]	3	4	0.3%
South Bend-Mishawaka, IN-MI [43780]	3	4	0.3%
Austin-Round Rock, TX [12420]	3	4	0.3%
Knoxville, TN [28940]	3	4	0.3%
Jacksonville, FL [27260]	3	3	0.3%
New Orleans-Metairie-Kenner, LA [35380]	3	3	0.3%
Chattanooga, TN-GA [16860]	3	3	0.3%
Richmond, VA [40060]	3	3	0.3%
Port St. Lucie, FL [38940]	3	3	0.3%
Vallejo-Fairfield, CA [46700]	3	3	0.3%
Tulsa, OK [46140]	3	3	0.3%
Salt Lake City, UT [41620]	3	3	0.3%
Cedar Rapids, IA [16300]	3	2	0.3%
Louisville/Jefferson County, KY-IN [31140]	3	2	0.3%
Birmingham-Hoover, AL [13820]	3	2	0.3%
Orlando-Kissimmee, FL [36740]	3	2	0.3%
Gainesville, GA [23580]	3	1	0.3%
Syracuse, NY [45060]	2	9	0.2%
Greensboro-High Point, NC [24660]	2	6	0.2%
Topeka, KS [45820]	2	5	0.2%
Fargo, ND-MN [22020]	2	4	0.2%
Albany-Schenectady-Troy, NY [10580]	2	2	0.2%
Yuba City, CA [49700]	2	2	0.2%
Erie, PA [21500]	2	2	0.2%
Riverside-San Bernardino-Ontario, CA [40140]	2	2	0.2%
Cape Coral-Fort Myers, FL [15980]	2	2	0.2%
Naples-Marco Island, FL [34940]	2	2	0.2%
Tucson, AZ [46060]	2	2	0.2%
Peoria, IL [37900]	2	1	0.2%
Las Vegas-Paradise, NV [29820]	2	1	0.2%
Ogden-Clearfield, UT [36260]	2	1	0.2%
Deltona-Daytona Beach-Ormond Beach, FL [19660]	2	1	0.2%

> ORGANIC COMPOUNDS -- PART OF THE CLASS 532-570 SERIES [564] - {827} : (140)

Metro Region	Patents	Inventors	% Of Class
Philadelphia-Camden-Wilmington, PA-NJ-DE-MD [37980]	113	168	13.7%
New York-Northern New Jersey-Long Island, NY-NJ-PA [35620]	112	166	13.5%
Boston-Cambridge-Quincy, MA-NH [14460]	89	152	10.8%
San Francisco-Oakland-Fremont, CA [41860]	75	117	9.1%
San Jose-Sunnyvale-Santa Clara, CA [41940]	51	65	6.2%
Chicago-Naperville-Joliet, IL-IN-WI [16980]	48	66	5.8%
San Diego-Carlsbad-San Marcos, CA [41740]	39	70	4.7%

Houston-Sugar Land-Baytown, TX [26420]	39	48	4.7%
Worcester, MA [49340]	30	24	3.6%
Seattle-Tacoma-Bellevue, WA [42660]	27	32	3.3%
Allentown-Bethlehem-Easton, PA-NJ [10900]	23	31	2.8%
Washington-Arlington-Alexandria, DC-VA-MD-WV [47900]	23	28	2.8%
New Haven-Milford, CT [35300]	21	27	2.5%
Madison, WI [31540]	18	41	2.2%
Durham, NC [20500]	18	15	2.2%
Bridgeport-Stamford-Norwalk, CT [14860]	17	29	2.1%
Atlanta-Sandy Springs-Marietta, GA [12060]	17	22	2.1%
Baton Rouge, LA [12940]	16	18	1.9%
St. Louis, MO-IL [41180]	14	27	1.7%
Trenton-Ewing, NJ [45940]	14	18	1.7%
Cincinnati-Middletown, OH-KY-IN [17140]	13	21	1.6%
Indianapolis-Carmel, IN [26900]	12	41	1.5%
Dallas-Fort Worth-Arlington, TX [19100]	12	18	1.5%
Memphis, TN-MS-AR [32820]	12	16	1.5%
Portland-Vancouver-Beaverton, OR-WA [38900]	12	12	1.5%
Raleigh-Cary, NC [39580]	12	10	1.5%
Reading, PA [39740]	12	9	1.5%
Columbus, OH [18140]	11	16	1.3%
Detroit-Warren-Livonia, MI [19820]	11	12	1.3%
Pittsburgh, PA [38300]	9	20	1.1%
Oxnard-Thousand Oaks-Ventura, CA [37100]	8	20	1%
Ann Arbor, MI [11460]	8	11	1%
Albany-Schenectady-Troy, NY [10580]	8	10	1%
Akron, OH [10420]	8	7	1%
Santa Cruz-Watsonville, CA [42100]	8	3	1%
Hartford-West Hartford-East Hartford, CT [25540]	7	10	0.8%
Austin-Round Rock, TX [12420]	7	8	0.8%
Minneapolis-St. Paul-Bloomington, MN-WI [33460]	7	7	0.8%
Richmond, VA [40060]	7	6	0.8%
Kalamazoo-Portage, MI [28020]	6	25	0.7%
Baltimore-Towson, MD [12580]	6	10	0.7%
Tampa-St. Petersburg-Clearwater, FL [45300]	6	8	0.7%
New Orleans-Metairie-Kenner, LA [35380]	6	8	0.7%
Modesto, CA [33700]	6	6	0.7%
Kansas City, MO-KS [28140]	6	6	0.7%
Norwich-New London, CT [35980]	6	4	0.7%
Boulder, CO [14500]	5	8	0.6%
Denver-Aurora, CO [19740]	5	7	0.6%
Cleveland-Elyria-Mentor, OH [17460]	5	7	0.6%
Miami-Fort Lauderdale-Pompano Beach, FL [33100]	5	6	0.6%
Riverside-San Bernardino-Ontario, CA [40140]	5	6	0.6%
Charleston, WV [16620]	5	5	0.6%
Providence-New Bedford-Fall River, RI-MA [39300]	5	5	0.6%
Topeka, KS [45820]	5	5	0.6%
Burlington, NC [15500]	5	3	0.6%
Gainesville, FL [23540]	5	3	0.6%
Champaign-Urbana, IL [16580]	4	10	0.5%
Greeley, CO [24540]	4	8	0.5%
San Antonio, TX [41700]	4	7	0.5%
Portland-South Portland-Biddeford, ME [38860]	4	4	0.5%
Racine, WI [39540]	4	3	0.5%
Nashville-Davidson--Murfreesboro--Franklin, TN [34980]	4	3	0.5%
Phoenix-Mesa-Scottsdale, AZ [38060]	4	2	0.5%
Charleston-North Charleston, SC [16700]	4	2	0.5%
Louisville/Jefferson County, KY-IN [31140]	3	7	0.4%
Laredo, TX [29700]	3	6	0.4%
Sacramento--Arden-Arcade--Roseville, CA [40900]	3	6	0.4%
Beaumont-Port Arthur, TX [13140]	3	6	0.4%
Rochester, NY [40380]	3	5	0.4%
Fort Collins-Loveland, CO [22660]	3	5	0.4%
Lansing-East Lansing, MI [29620]	3	5	0.4%
Orlando-Kissimmee, FL [36740]	3	4	0.4%

Omaha-Council Bluffs, NE-IA [36540]	3	4	0.4%
Burlington-South Burlington, VT [15540]	3	3	0.4%
Springfield, MA [44140]	3	3	0.4%
Salem, OR [41420]	3	2	0.4%
Kennewick-Richland-Pasco, WA [28420]	3	2	0.4%
Salt Lake City, UT [41620]	2	6	0.2%
Corpus Christi, TX [18580]	2	4	0.2%
Greensboro-High Point, NC [24660]	2	4	0.2%
Knoxville, TN [28940]	2	4	0.2%
Springfield, MO [44180]	2	4	0.2%
Pensacola-Ferry Pass-Brent, FL [37860]	2	4	0.2%
Bloomington, IN [14020]	2	3	0.2%
Colorado Springs, CO [17820]	2	3	0.2%
Bakersfield, CA [12540]	2	3	0.2%
Toledo, OH [45780]	2	2	0.2%
Lancaster, PA [29540]	2	2	0.2%
Vallejo-Fairfield, CA [46700]	2	2	0.2%
Syracuse, NY [45060]	2	2	0.2%
College Station-Bryan, TX [17780]	2	2	0.2%
Savannah, GA [42340]	2	2	0.2%
Reno-Sparks, NV [39900]	2	2	0.2%
Mobile, AL [33660]	2	2	0.2%
Asheville, NC [11700]	2	2	0.2%
Vineland-Millville-Bridgeton, NJ [47220]	2	2	0.2%
Harrisburg-Carlisle, PA [25420]	2	2	0.2%
Evansville, IN-KY [21780]	2	2	0.2%
Blacksburg-Christiansburg-Radford, VA [13980]	2	2	0.2%
Chattanooga, TN-GA [16860]	2	2	0.2%
Virginia Beach-Norfolk-Newport News, VA-NC [47260]	2	1	0.2%
Santa Rosa-Petaluma, CA [42220]	2	1	0.2%
Hagerstown-Martinsburg, MD-WV [25180]	2	1	0.2%

> ORGANIC COMPOUNDS -- PART OF THE CLASS 532-570 SERIES [568] - {1051} : (128)

Metro Region	Patents	Inventors	% Of Class
Houston-Sugar Land-Baytown, TX [26420]	299	255	28.4%
New York-Northern New Jersey-Long Island, NY-NJ-PA [35620]	160	161	15.2%
Philadelphia-Camden-Wilmington, PA-NJ-DE-MD [37980]	143	171	13.6%
Chicago-Naperville-Joliet, IL-IN-WI [16980]	50	74	4.8%
Boston-Cambridge-Quincy, MA-NH [14460]	42	62	4%
San Francisco-Oakland-Fremont, CA [41860]	40	57	3.8%
Kingsport-Bristol-Bristol, TN-VA [28700]	35	41	3.3%
Johnson City, TN [27740]	34	37	3.2%
Baton Rouge, LA [12940]	33	48	3.1%
College Station-Bryan, TX [17780]	29	6	2.8%
Denver-Aurora, CO [19740]	27	28	2.6%
Boulder, CO [14500]	27	22	2.6%
Washington-Arlington-Alexandria, DC-VA-MD-WV [47900]	26	23	2.5%
Trenton-Ewing, NJ [45940]	25	18	2.4%
Longview, TX [30980]	23	14	2.2%
Greeley, CO [24540]	21	15	2%
Allentown-Bethlehem-Easton, PA-NJ [10900]	20	27	1.9%
Charleston, WV [16620]	20	24	1.9%
San Jose-Sunnyvale-Santa Clara, CA [41940]	19	26	1.8%
Bridgeport-Stamford-Norwalk, CT [14860]	19	9	1.8%
San Diego-Carlsbad-San Marcos, CA [41740]	18	17	1.7%
Albany-Schenectady-Troy, NY [10580]	16	17	1.5%
Cincinnati-Middletown, OH-KY-IN [17140]	15	20	1.4%
Madison, WI [31540]	15	16	1.4%
Minneapolis-St. Paul-Bloomington, MN-WI [33460]	14	20	1.3%
Seattle-Tacoma-Bellevue, WA [42660]	14	12	1.3%

Ann Arbor, MI [11460]	14	12	1.3%
Fort Collins-Loveland, CO [22660]	13	8	1.2%
Kennewick-Richland-Pasco, WA [28420]	11	15	1%
Sacramento--Arden-Arcade--Roseville, CA [40900]	10	10	1%
Indianapolis-Carmel, IN [26900]	9	16	0.9%
Corpus Christi, TX [18580]	9	11	0.9%
Evansville, IN-KY [21780]	9	11	0.9%
Pittsburgh, PA [38300]	9	10	0.9%
Topeka, KS [45820]	9	10	0.9%
Tulsa, OK [46140]	9	9	0.9%
Columbia, MO [17860]	9	8	0.9%
Augusta-Richmond County, GA-SC [12260]	9	8	0.9%
Dallas-Fort Worth-Arlington, TX [19100]	9	8	0.9%
Riverside-San Bernardino-Ontario, CA [40140]	9	5	0.9%
Durham, NC [20500]	8	12	0.8%
Tampa-St. Petersburg-Clearwater, FL [45300]	8	11	0.8%
Kansas City, MO-KS [28140]	8	10	0.8%
Buffalo-Niagara Falls, NY [15380]	7	9	0.7%
Jacksonville, FL [27260]	7	6	0.7%
Bakersfield, CA [12540]	7	3	0.7%
Raleigh-Cary, NC [39580]	6	8	0.6%
Gainesville, FL [23540]	6	8	0.6%
Cleveland-Elyria-Mentor, OH [17460]	6	6	0.6%
Reading, PA [39740]	6	5	0.6%
Detroit-Warren-Livonia, MI [19820]	6	4	0.6%
Lansing-East Lansing, MI [29620]	5	12	0.5%
Louisville/Jefferson County, KY-IN [31140]	5	11	0.5%
Columbus, OH [18140]	5	9	0.5%
Rochester, NY [40380]	5	9	0.5%
Baltimore-Towson, MD [12580]	5	9	0.5%
Champaign-Urbana, IL [16580]	5	6	0.5%
Providence-New Bedford-Fall River, RI-MA [39300]	5	6	0.5%
Atlanta-Sandy Springs-Marietta, GA [12060]	5	6	0.5%
Beaumont-Port Arthur, TX [13140]	5	5	0.5%
Salt Lake City, UT [41620]	5	5	0.5%
State College, PA [44300]	5	4	0.5%
Phoenix-Mesa-Scottsdale, AZ [38060]	5	4	0.5%
Saginaw-Saginaw Township North, MI [40980]	5	3	0.5%
Athens-Clarke County, GA [12020]	4	6	0.4%
San Antonio, TX [41700]	4	5	0.4%
Duluth, MN-WI [20260]	4	5	0.4%
St. Louis, MO-IL [41180]	4	5	0.4%
Richmond, VA [40060]	4	4	0.4%
Laredo, TX [29700]	4	3	0.4%
Iowa City, IA [26980]	4	2	0.4%
Lexington-Fayette, KY [30460]	4	2	0.4%
Worcester, MA [49340]	4	2	0.4%
Kalamazoo-Portage, MI [28020]	3	6	0.3%
Norwich-New London, CT [35980]	3	5	0.3%
Akron, OH [10420]	3	5	0.3%
Springfield, MA [44140]	3	5	0.3%
Hartford-West Hartford-East Hartford, CT [25540]	3	4	0.3%
New Haven-Milford, CT [35300]	3	4	0.3%
Pensacola-Ferry Pass-Brent, FL [37860]	3	4	0.3%
Olympia, WA [36500]	3	4	0.3%
Rochester, MN [40340]	3	2	0.3%
Vallejo-Fairfield, CA [46700]	3	2	0.3%
Huntington-Ashland, WV-KY-OH [26580]	3	2	0.3%
Boise City-Nampa, ID [14260]	3	1	0.3%
Greenville, NC [24780]	2	3	0.2%
Mobile, AL [33660]	2	3	0.2%
Huntsville, AL [26620]	2	3	0.2%
Milwaukee-Waukesha-West Allis, WI [33340]	2	2	0.2%
Grand Rapids-Wyoming, MI [24340]	2	2	0.2%
Peoria, IL [37900]	2	2	0.2%

Asheville, NC [11700]	2	2	0.2%
Portland-South Portland-Biddeford, ME [38860]	2	2	0.2%
Tuscaloosa, AL [46220]	2	2	0.2%
Nashville-Davidson--Murfreesboro--Franklin, TN [34980]	2	2	0.2%
Little Rock-North Little Rock-Conway, AR [30780]	2	1	0.2%
Scranton--Wilkes-Barre, PA [42540]	2	1	0.2%
Tallahassee, FL [45220]	2	1	0.2%

> ORGANIC COMPOUNDS -- PART OF THE CLASS 532-570 SERIES [570] - {342} : (47)

Metro Region	Patents	Inventors	% Of Class
Buffalo-Niagara Falls, NY [15380]	134	47	39.2%
Philadelphia-Camden-Wilmington, PA-NJ-DE-MD [37980]	109	69	31.9%
Baton Rouge, LA [12940]	24	22	7%
New York-Northern New Jersey-Long Island, NY-NJ-PA [35620]	19	12	5.6%
Houston-Sugar Land-Baytown, TX [26420]	15	23	4.4%
Indianapolis-Carmel, IN [26900]	13	10	3.8%
Wichita, KS [48620]	9	7	2.6%
Lancaster, PA [29540]	8	1	2.3%
Boston-Cambridge-Quincy, MA-NH [14460]	6	6	1.8%
San Francisco-Oakland-Fremont, CA [41860]	6	5	1.8%
Madison, WI [31540]	5	6	1.5%
Gainesville, FL [23540]	4	5	1.2%
Pittsburgh, PA [38300]	4	4	1.2%
St. Louis, MO-IL [41180]	4	3	1.2%
Bridgeport-Stamford-Norwalk, CT [14860]	4	3	1.2%
Allentown-Bethlehem-Easton, PA-NJ [10900]	3	5	0.9%
Albany-Schenectady-Troy, NY [10580]	3	4	0.9%
Chicago-Naperville-Joliet, IL-IN-WI [16980]	3	2	0.9%
Cincinnati-Middletown, OH-KY-IN [17140]	2	5	0.6%
Minneapolis-St. Paul-Bloomington, MN-WI [33460]	2	3	0.6%
San Luis Obispo-Paso Robles, CA [42020]	2	3	0.6%
Atlanta-Sandy Springs-Marietta, GA [12060]	2	3	0.6%
Lake Charles, LA [29340]	2	2	0.6%
Janesville, WI [27500]	2	2	0.6%

> CHEMISTRY OF HYDROCARBON COMPOUNDS [585] - {1681} : (116)

Metro Region	Patents	Inventors	% Of Class
Houston-Sugar Land-Baytown, TX [26420]	639	483	38%
Chicago-Naperville-Joliet, IL-IN-WI [16980]	429	313	25.5%
New York-Northern New Jersey-Long Island, NY-NJ-PA [35620]	281	168	16.7%
San Francisco-Oakland-Fremont, CA [41860]	140	102	8.3%
Philadelphia-Camden-Wilmington, PA-NJ-DE-MD [37980]	117	100	7%
Tulsa, OK [46140]	78	110	4.6%
Washington-Arlington-Alexandria, DC-VA-MD-WV [47900]	69	46	4.1%
Allentown-Bethlehem-Easton, PA-NJ [10900]	68	32	4%
Baton Rouge, LA [12940]	51	53	3%
Trenton-Ewing, NJ [45940]	45	13	2.7%
Vallejo-Fairfield, CA [46700]	40	6	2.4%
Boston-Cambridge-Quincy, MA-NH [14460]	38	42	2.3%
San Jose-Sunnyvale-Santa Clara, CA [41940]	21	22	1.2%
San Diego-Carlsbad-San Marcos, CA [41740]	16	15	1%
Santa Rosa-Petaluma, CA [42220]	16	4	1%
Madison, WI [31540]	15	17	0.9%
Durham, NC [20500]	15	13	0.9%
Raleigh-Cary, NC [39580]	14	10	0.8%

Louisville/Jefferson County, KY-IN [31140]	12	17	0.7%
Denver-Aurora, CO [19740]	12	8	0.7%
Austin-Round Rock, TX [12420]	12	3	0.7%
Columbus, OH [18140]	11	32	0.7%
College Station-Bryan, TX [17780]	11	15	0.7%
Rochester, NY [40380]	11	13	0.7%
Riverside-San Bernardino-Ontario, CA [40140]	10	5	0.6%
Beaumont-Port Arthur, TX [13140]	10	3	0.6%
Santa Cruz-Watsonville, CA [42100]	10	2	0.6%
Cleveland-Elyria-Mentor, OH [17460]	9	11	0.5%
Salt Lake City, UT [41620]	9	9	0.5%
Palm Bay-Melbourne-Titusville, FL [37340]	9	5	0.5%
Bakersfield, CA [12540]	9	4	0.5%
New Haven-Milford, CT [35300]	8	10	0.5%
Bridgeport-Stamford-Norwalk, CT [14860]	8	5	0.5%
Seattle-Tacoma-Bellevue, WA [42660]	8	5	0.5%
Oxnard-Thousand Oaks-Ventura, CA [37100]	8	5	0.5%
Akron, OH [10420]	7	11	0.4%
Pittsburgh, PA [38300]	7	9	0.4%
Boulder, CO [14500]	7	5	0.4%
Shreveport-Bossier City, LA [43340]	7	2	0.4%
Ann Arbor, MI [11460]	6	9	0.4%
Minneapolis-St. Paul-Bloomington, MN-WI [33460]	6	9	0.4%
Kennewick-Richland-Pasco, WA [28420]	6	7	0.4%
Sacramento--Arden-Arcade--Roseville, CA [40900]	6	6	0.4%
Hartford-West Hartford-East Hartford, CT [25540]	6	5	0.4%
Greeley, CO [24540]	6	4	0.4%
Atlanta-Sandy Springs-Marietta, GA [12060]	6	3	0.4%
Fort Collins-Loveland, CO [22660]	6	3	0.4%
Mobile, AL [33660]	6	3	0.4%
Colorado Springs, CO [17820]	6	1	0.4%
Kansas City, MO-KS [28140]	5	6	0.3%
Dallas-Fort Worth-Arlington, TX [19100]	5	6	0.3%
Midland, TX [33260]	5	3	0.3%
Phoenix-Mesa-Scottsdale, AZ [38060]	5	3	0.3%
Baltimore-Towson, MD [12580]	5	3	0.3%
Topeka, KS [45820]	4	6	0.2%
Albany-Schenectady-Troy, NY [10580]	4	4	0.2%
Reno-Sparks, NV [39900]	4	4	0.2%
Buffalo-Niagara Falls, NY [15380]	4	4	0.2%
Portland-Vancouver-Beaverton, OR-WA [38900]	4	3	0.2%
Cincinnati-Middletown, OH-KY-IN [17140]	4	3	0.2%
Portland-South Portland-Biddeford, ME [38860]	4	2	0.2%
Augusta-Richmond County, GA-SC [12260]	4	1	0.2%
Springfield, MA [44140]	4	1	0.2%
State College, PA [44300]	3	5	0.2%
Memphis, TN-MS-AR [32820]	3	4	0.2%
Worcester, MA [49340]	3	3	0.2%
Spartanburg, SC [43900]	3	2	0.2%
Little Rock-North Little Rock-Conway, AR [30780]	3	2	0.2%
Kingsport-Bristol-Bristol, TN-VA [28700]	3	2	0.2%
Charleston-North Charleston, SC [16700]	3	1	0.2%
Knoxville, TN [28940]	2	6	0.1%
Corpus Christi, TX [18580]	2	4	0.1%
Winston-Salem, NC [49180]	2	4	0.1%
Norwich-New London, CT [35980]	2	3	0.1%
Modesto, CA [33700]	2	3	0.1%
Greenville-Mauldin-Easley, SC [24860]	2	2	0.1%
Oklahoma City, OK [36420]	2	2	0.1%
Lansing-East Lansing, MI [29620]	2	2	0.1%
Billings, MT [13740]	2	2	0.1%
Canton-Massillon, OH [15940]	2	2	0.1%
Birmingham-Hoover, AL [13820]	2	2	0.1%
Lexington-Fayette, KY [30460]	2	2	0.1%
New Orleans-Metairie-Kenner, LA [35380]	2	2	0.1%



Johnson City, TN [27740]	2	1	0.1%
Evansville, IN-KY [21780]	2	1	0.1%
Milwaukee-Waukesha-West Allis, WI [33340]	2	1	0.1%
Salem, OR [41420]	2	1	0.1%

> HAZARDOUS OR TOXIC WASTE DESTRUCTION OR CONTAINMENT [588] - {174} : (75)

Metro Region	Patents	Inventors	% Of Class
Philadelphia-Camden-Wilmington, PA-NJ-DE-MD [37980]	17	14	9.8%
New York-Northern New Jersey-Long Island, NY-NJ-PA [35620]	15	16	8.6%
Washington-Arlington-Alexandria, DC-VA-MD-WV [47900]	13	20	7.5%
Chicago-Naperville-Joliet, IL-IN-WI [16980]	13	18	7.5%
Houston-Sugar Land-Baytown, TX [26420]	11	13	6.3%
Cleveland-Elyria-Mentor, OH [17460]	10	10	5.7%
Baltimore-Towson, MD [12580]	8	16	4.6%
Indianapolis-Carmel, IN [26900]	8	11	4.6%
Kennewick-Richland-Pasco, WA [28420]	8	10	4.6%
San Francisco-Oakland-Fremont, CA [41860]	7	9	4%
Denver-Aurora, CO [19740]	7	8	4%
Salt Lake City, UT [41620]	7	5	4%
Albuquerque, NM [10740]	6	10	3.4%
San Jose-Sunnyvale-Santa Clara, CA [41940]	6	9	3.4%
Knoxville, TN [28940]	5	7	2.9%
Topeka, KS [45820]	4	10	2.3%
Akron, OH [10420]	4	7	2.3%
Albany-Schenectady-Troy, NY [10580]	4	3	2.3%
Pittsburgh, PA [38300]	4	3	2.3%
Port St. Lucie, FL [38940]	4	2	2.3%
Boston-Cambridge-Quincy, MA-NH [14460]	4	2	2.3%
Miami-Fort Lauderdale-Pompano Beach, FL [33100]	4	2	2.3%
Blacksburg-Christiansburg-Radford, VA [13980]	4	1	2.3%
Tulsa, OK [46140]	3	9	1.7%
Cincinnati-Middletown, OH-KY-IN [17140]	3	6	1.7%
Modesto, CA [33700]	3	4	1.7%
Oklahoma City, OK [36420]	3	4	1.7%
Columbus, OH [18140]	3	4	1.7%
Detroit-Warren-Livonia, MI [19820]	3	3	1.7%
Buffalo-Niagara Falls, NY [15380]	3	3	1.7%
Erie, PA [21500]	3	3	1.7%
Seattle-Tacoma-Bellevue, WA [42660]	3	2	1.7%
Atlanta-Sandy Springs-Marietta, GA [12060]	3	2	1.7%
Charlotte-Gastonia-Concord, NC-SC [16740]	3	1	1.7%
Canton-Massillon, OH [15940]	2	5	1.1%
Wilmington, NC [48900]	2	5	1.1%
Scranton--Wilkes-Barre, PA [42540]	2	4	1.1%
Madison, WI [31540]	2	4	1.1%
Palm Bay-Melbourne-Titusville, FL [37340]	2	3	1.1%
Tampa-St. Petersburg-Clearwater, FL [45300]	2	2	1.1%
State College, PA [44300]	2	2	1.1%
Oxnard-Thousand Oaks-Ventura, CA [37100]	2	2	1.1%
Monroe, LA [33740]	2	2	1.1%
Stockton, CA [44700]	2	1	1.1%

> SURGERY [600] - {11238} : (222)

Metro Region	Patents	Inventors	% Of Class
San Francisco-Oakland-Fremont, CA [41860]	1717	1299	15.3%
San Jose-Sunnyvale-Santa Clara, CA [41940]	1485	1078	13.2%

Boston-Cambridge-Quincy, MA-NH [14460]	1186	1122	10.6%
New York-Northern New Jersey-Long Island, NY-NJ-PA [35620]	974	825	8.7%
Minneapolis-St. Paul-Bloomington, MN-WI [33460]	830	613	7.4%
San Diego-Carlsbad-San Marcos, CA [41740]	807	549	7.2%
Seattle-Tacoma-Bellevue, WA [42660]	574	550	5.1%
Philadelphia-Camden-Wilmington, PA-NJ-DE-MD [37980]	375	285	3.3%
Cincinnati-Middletown, OH-KY-IN [17140]	363	317	3.2%
Denver-Aurora, CO [19740]	339	287	3%
Chicago-Naperville-Joliet, IL-IN-WI [16980]	309	311	2.7%
Boulder, CO [14500]	256	205	2.3%
Baltimore-Towson, MD [12580]	255	244	2.3%
Milwaukee-Waukesha-West Allis, WI [33340]	253	285	2.3%
Oxnard-Thousand Oaks-Ventura, CA [37100]	237	121	2.1%
Washington-Arlington-Alexandria, DC-VA-MD-WV [47900]	220	228	2%
Worcester, MA [49340]	216	133	1.9%
Atlanta-Sandy Springs-Marietta, GA [12060]	202	247	1.8%
Portland-Vancouver-Beaverton, OR-WA [38900]	194	165	1.7%
Indianapolis-Carmel, IN [26900]	179	144	1.6%
Phoenix-Mesa-Scottsdale, AZ [38060]	178	170	1.6%
Riverside-San Bernardino-Ontario, CA [40140]	175	119	1.6%
Houston-Sugar Land-Baytown, TX [26420]	172	170	1.5%
New Haven-Milford, CT [35300]	171	99	1.5%
Miami-Fort Lauderdale-Pompano Beach, FL [33100]	168	144	1.5%
Pittsburgh, PA [38300]	159	199	1.4%
Salt Lake City, UT [41620]	146	177	1.3%
Santa Cruz-Watsonville, CA [42100]	142	99	1.3%
Durham, NC [20500]	140	162	1.2%
Greeley, CO [24540]	138	82	1.2%
Cleveland-Elyria-Mentor, OH [17460]	135	128	1.2%
Providence-New Bedford-Fall River, RI-MA [39300]	135	103	1.2%
Madison, WI [31540]	122	127	1.1%
Raleigh-Cary, NC [39580]	121	133	1.1%
Modesto, CA [33700]	119	55	1.1%
Ann Arbor, MI [11460]	111	128	1%
Trenton-Ewing, NJ [45940]	108	64	1%
Sacramento--Arden-Arcade--Roseville, CA [40900]	106	99	0.9%
Detroit-Warren-Livonia, MI [19820]	106	89	0.9%
Rochester, NY [40380]	104	113	0.9%
Albany-Schenectady-Troy, NY [10580]	98	103	0.9%
Dallas-Fort Worth-Arlington, TX [19100]	98	103	0.9%
Bridgeport-Stamford-Norwalk, CT [14860]	98	64	0.9%
Tampa-St. Petersburg-Clearwater, FL [45300]	95	71	0.8%
Hartford-West Hartford-East Hartford, CT [25540]	94	53	0.8%
Fort Collins-Loveland, CO [22660]	91	62	0.8%
Austin-Round Rock, TX [12420]	85	85	0.8%
Memphis, TN-MS-AR [32820]	78	75	0.7%
San Antonio, TX [41700]	77	73	0.7%
Gainesville, FL [23540]	69	76	0.6%
Allentown-Bethlehem-Easton, PA-NJ [10900]	69	49	0.6%
Kansas City, MO-KS [28140]	68	46	0.6%
Winston-Salem, NC [49180]	65	43	0.6%
Manchester-Nashua, NH [31700]	64	47	0.6%
Syracuse, NY [45060]	62	83	0.6%
Columbus, OH [18140]	61	68	0.5%
Bloomington, IN [14020]	57	54	0.5%
Charlottesville, VA [16820]	56	61	0.5%
Nashville-Davidson--Murfreesboro--Franklin, TN [34980]	56	57	0.5%
Laredo, TX [29700]	56	51	0.5%
Santa Rosa-Petaluma, CA [42220]	54	43	0.5%
Rochester, MN [40340]	52	79	0.5%
Palm Bay-Melbourne-Titusville, FL [37340]	47	40	0.4%
Albuquerque, NM [10740]	46	65	0.4%
Dayton, OH [19380]	46	17	0.4%
Jackson, MI [27100]	46	10	0.4%
Akron, OH [10420]	44	51	0.4%

Virginia Beach-Norfolk-Newport News, VA-NC [47260]	44	33	0.4%
Ogden-Clearfield, UT [36260]	39	33	0.3%
Kalamazoo-Portage, MI [28020]	39	14	0.3%
Springfield, MA [44140]	37	34	0.3%
Charlotte-Gastonia-Concord, NC-SC [16740]	37	27	0.3%
Louisville/Jefferson County, KY-IN [31140]	36	28	0.3%
Grand Rapids-Wyoming, MI [24340]	34	27	0.3%
San Luis Obispo-Paso Robles, CA [42020]	34	8	0.3%
Topeka, KS [45820]	33	17	0.3%
Scranton--Wilkes-Barre, PA [42540]	33	5	0.3%
St. Louis, MO-IL [41180]	32	26	0.3%
Yuba City, CA [49700]	31	24	0.3%
Racine, WI [39540]	31	18	0.3%
Bakersfield, CA [12540]	30	17	0.3%
Las Vegas-Paradise, NV [29820]	30	15	0.3%
Jacksonville, FL [27260]	29	27	0.3%
Stockton, CA [44700]	29	17	0.3%
Merced, CA [32900]	29	5	0.3%
Tucson, AZ [46060]	28	26	0.2%
Iowa City, IA [26980]	28	25	0.2%
Charleston-North Charleston, SC [16700]	28	17	0.2%
Gainesville, GA [23580]	28	9	0.2%
Richmond, VA [40060]	26	27	0.2%
Provo-Orem, UT [39340]	26	23	0.2%
Knoxville, TN [28940]	25	36	0.2%
Norwich-New London, CT [35980]	25	17	0.2%
Champaign-Urbana, IL [16580]	24	26	0.2%
Buffalo-Niagara Falls, NY [15380]	24	17	0.2%
Reno-Sparks, NV [39900]	23	20	0.2%
Fort Wayne, IN [23060]	22	17	0.2%
Orlando-Kissimmee, FL [36740]	21	23	0.2%
Portland-South Portland-Biddeford, ME [38860]	21	18	0.2%
Vallejo-Fairfield, CA [46700]	21	14	0.2%
Reading, PA [39740]	20	13	0.2%
Lexington-Fayette, KY [30460]	19	17	0.2%
Elkhart-Goshen, IN [21140]	19	17	0.2%
Bremerton-Silverdale, WA [14740]	18	18	0.2%
St. Cloud, MN [41060]	16	6	0.1%
Appleton, WI [11540]	15	27	0.1%
Oklahoma City, OK [36420]	15	13	0.1%
Salinas, CA [41500]	15	13	0.1%
Asheville, NC [11700]	15	9	0.1%
Oshkosh-Neenah, WI [36780]	14	27	0.1%
Lansing-East Lansing, MI [29620]	14	16	0.1%
South Bend-Mishawaka, IN-MI [43780]	14	14	0.1%
Bellingham, WA [13380]	14	11	0.1%
Columbia, SC [17900]	14	9	0.1%
Muskegon-Norton Shores, MI [34740]	14	4	0.1%
State College, PA [44300]	13	22	0.1%
Greensboro-High Point, NC [24660]	13	11	0.1%
Augusta-Richmond County, GA-SC [12260]	13	10	0.1%
McAllen-Edinburg-Mission, TX [32580]	13	4	0.1%
Wilmington, NC [48900]	12	12	0.1%
Bend, OR [13460]	12	6	0.1%
Harrisburg-Carlisle, PA [25420]	11	13	0.1%
College Station-Bryan, TX [17780]	11	10	0.1%
Athens-Clarke County, GA [12020]	11	10	0.1%
Anchorage, AK [11260]	11	4	0.1%
Birmingham-Hoover, AL [13820]	10	10	0.1%
Greenville-Mauldin-Easley, SC [24860]	10	5	0.1%
Barnstable Town, MA [12700]	10	4	0.1%
Tulsa, OK [46140]	9	14	0.1%
New Orleans-Metairie-Kenner, LA [35380]	9	10	0.1%
Las Cruces, NM [29740]	9	8	0.1%
El Paso, TX [21340]	9	8	0.1%

Port St. Lucie, FL [38940]	9	7	0.1%
Lakeland, FL [29460]	9	6	0.1%
Burlington-South Burlington, VT [15540]	8	13	0.1%
Blacksburg-Christiansburg-Radford, VA [13980]	8	12	0.1%
Rockford, IL [40420]	8	6	0.1%
Colorado Springs, CO [17820]	8	6	0.1%
Midland, TX [33260]	8	2	0.1%
Little Rock-North Little Rock-Conway, AR [30780]	7	15	0.1%
Kennewick-Richland-Pasco, WA [28420]	7	14	0.1%
Cape Coral-Fort Myers, FL [15980]	7	8	0.1%
Pensacola-Ferry Pass-Brent, FL [37860]	7	6	0.1%
Des Moines-West Des Moines, IA [19780]	7	6	0.1%
Toledo, OH [45780]	7	6	0.1%
Boise City-Nampa, ID [14260]	7	5	0.1%
Lynchburg, VA [31340]	7	4	0.1%
Niles-Benton Harbor, MI [35660]	7	3	0.1%
Columbia, MO [17860]	6	9	0.1%
Lancaster, PA [29540]	6	8	0.1%
Greenville, NC [24780]	6	8	0.1%
Tallahassee, FL [45220]	6	7	0.1%
Prescott, AZ [39140]	6	4	0.1%
Shreveport-Bossier City, LA [43340]	6	4	0.1%
Duluth, MN-WI [20260]	6	3	0.1%
Kingston, NY [28740]	6	1	0.1%
Eugene-Springfield, OR [21660]	5	7	0%
Burlington, NC [15500]	5	6	0%
Salem, OR [41420]	5	6	0%
Lubbock, TX [31180]	5	6	0%
Peoria, IL [37900]	5	5	0%
Canton-Massillon, OH [15940]	5	4	0%
Amarillo, TX [11100]	5	4	0%
Youngstown-Warren-Boardman, OH-PA [49660]	5	3	0%
Spokane, WA [44060]	5	2	0%
Naples-Marco Island, FL [34940]	4	5	0%
Huntsville, AL [26620]	4	4	0%
Janesville, WI [27500]	4	4	0%
Omaha-Council Bluffs, NE-IA [36540]	4	4	0%
Fayetteville-Springdale-Rogers, AR-MO [22220]	4	4	0%
Terre Haute, IN [45460]	4	3	0%
Lake Charles, LA [29340]	4	3	0%
Baton Rouge, LA [12940]	3	4	0%
Erie, PA [21500]	3	3	0%
Flint, MI [22420]	3	3	0%
Savannah, GA [42340]	3	3	0%
Green Bay, WI [24580]	3	3	0%
Redding, CA [39820]	3	2	0%
Medford, OR [32780]	3	1	0%
Springfield, IL [44100]	2	4	0%
Jackson, MS [27140]	2	3	0%
Fargo, ND-MN [22020]	2	3	0%
Roanoke, VA [40220]	2	3	0%
Johnson City, TN [27740]	2	2	0%
York-Hanover, PA [49620]	2	2	0%
Davenport-Moline-Rock Island, IA-IL [19340]	2	2	0%
Cedar Rapids, IA [16300]	2	2	0%
Fresno, CA [23420]	2	2	0%
Macon, GA [31420]	2	2	0%
Chico, CA [17020]	2	2	0%
Charleston, WV [16620]	2	2	0%
Joplin, MO [27900]	2	2	0%
Kingsport-Bristol-Bristol, TN-VA [28700]	2	2	0%
Hagerstown-Martinsburg, MD-WV [25180]	2	2	0%
Atlantic City, NJ [12100]	2	2	0%
Springfield, MO [44180]	2	2	0%
Lafayette, LA [29180]	2	2	0%

Hickory-Lenoir-Morganton, NC [25860]	2	1	0%
Pueblo, CO [39380]	2	1	0%
Salisbury, MD [41540]	2	1	0%
Abilene, TX [10180]	2	1	0%
Wichita, KS [48620]	2	1	0%

> SURGERY: KINESITHERAPY [601] - {649} : (120)

Metro Region	Patents	Inventors	% Of Class
San Francisco-Oakland-Fremont, CA [41860]	74	72	11.4%
Boston-Cambridge-Quincy, MA-NH [14460]	70	77	10.8%
San Jose-Sunnyvale-Santa Clara, CA [41940]	70	56	10.8%
New York-Northern New Jersey-Long Island, NY-NJ-PA [35620]	59	60	9.1%
Atlanta-Sandy Springs-Marietta, GA [12060]	35	24	5.4%
Phoenix-Mesa-Scottsdale, AZ [38060]	33	33	5.1%
Minneapolis-St. Paul-Bloomington, MN-WI [33460]	31	17	4.8%
Seattle-Tacoma-Bellevue, WA [42660]	30	41	4.6%
Providence-New Bedford-Fall River, RI-MA [39300]	24	19	3.7%
Baltimore-Towson, MD [12580]	19	19	2.9%
Detroit-Warren-Livonia, MI [19820]	18	10	2.8%
Chicago-Naperville-Joliet, IL-IN-WI [16980]	17	27	2.6%
Boulder, CO [14500]	16	17	2.5%
Philadelphia-Camden-Wilmington, PA-NJ-DE-MD [37980]	15	19	2.3%
Worcester, MA [49340]	15	9	2.3%
Washington-Arlington-Alexandria, DC-VA-MD-WV [47900]	14	18	2.2%
Miami-Fort Lauderdale-Pompano Beach, FL [33100]	13	14	2%
Cincinnati-Middletown, OH-KY-IN [17140]	12	23	1.8%
San Diego-Carlsbad-San Marcos, CA [41740]	11	12	1.7%
Riverside-San Bernardino-Ontario, CA [40140]	11	10	1.7%
Fort Collins-Loveland, CO [22660]	10	11	1.5%
Greeley, CO [24540]	10	11	1.5%
Pittsburgh, PA [38300]	10	10	1.5%
Santa Cruz-Watsonville, CA [42100]	10	4	1.5%
Allentown-Bethlehem-Easton, PA-NJ [10900]	10	4	1.5%
Indianapolis-Carmel, IN [26900]	9	12	1.4%
Houston-Sugar Land-Baytown, TX [26420]	9	8	1.4%
Santa Rosa-Petaluma, CA [42220]	9	5	1.4%
Portland-Vancouver-Beaverton, OR-WA [38900]	8	8	1.2%
Denver-Aurora, CO [19740]	8	5	1.2%
San Antonio, TX [41700]	7	10	1.1%
Kalamazoo-Portage, MI [28020]	7	9	1.1%
Milwaukee-Waukesha-West Allis, WI [33340]	7	8	1.1%
Oxnard-Thousand Oaks-Ventura, CA [37100]	7	5	1.1%
Bridgeport-Stamford-Norwalk, CT [14860]	7	3	1.1%
Dallas-Fort Worth-Arlington, TX [19100]	6	9	0.9%
Sacramento--Arden-Arcade--Roseville, CA [40900]	6	7	0.9%
Tampa-St. Petersburg-Clearwater, FL [45300]	6	5	0.9%
Las Vegas-Paradise, NV [29820]	6	4	0.9%
Binghamton, NY [13780]	6	2	0.9%
Buffalo-Niagara Falls, NY [15380]	5	10	0.8%
Cleveland-Elyria-Mentor, OH [17460]	5	6	0.8%
Orlando-Kissimmee, FL [36740]	5	5	0.8%
Tucson, AZ [46060]	5	3	0.8%
Laredo, TX [29700]	4	6	0.6%
Salt Lake City, UT [41620]	4	6	0.6%
Virginia Beach-Norfolk-Newport News, VA-NC [47260]	4	5	0.6%
Raleigh-Cary, NC [39580]	4	4	0.6%
Harrisburg-Carlisle, PA [25420]	4	2	0.6%
Vallejo-Fairfield, CA [46700]	4	2	0.6%
Pensacola-Ferry Pass-Brent, FL [37860]	4	1	0.6%
Sioux Falls, SD [43620]	4	1	0.6%
Manchester-Nashua, NH [31700]	3	9	0.5%

Akron, OH [10420]	3	6	0.5%
Columbus, OH [18140]	3	6	0.5%
Knoxville, TN [28940]	3	5	0.5%
Durham, NC [20500]	3	4	0.5%
Provo-Orem, UT [39340]	3	3	0.5%
Charleston-North Charleston, SC [16700]	3	3	0.5%
Syracuse, NY [45060]	3	3	0.5%
Burlington-South Burlington, VT [15540]	3	3	0.5%
Rochester, NY [40380]	3	3	0.5%
Racine, WI [39540]	3	3	0.5%
Birmingham-Hoover, AL [13820]	3	3	0.5%
Albuquerque, NM [10740]	3	2	0.5%
Salinas, CA [41500]	3	2	0.5%
Lake Havasu City-Kingman, AZ [29420]	3	1	0.5%
Ann Arbor, MI [11460]	2	6	0.3%
St. Cloud, MN [41060]	2	4	0.3%
Madison, WI [31540]	2	4	0.3%
Gainesville, FL [23540]	2	3	0.3%
Erie, PA [21500]	2	3	0.3%
Reno-Sparks, NV [39900]	2	2	0.3%
Jacksonville, FL [27260]	2	2	0.3%
Prescott, AZ [39140]	2	2	0.3%
St. Louis, MO-IL [41180]	2	2	0.3%
Dayton, OH [19380]	2	2	0.3%
Asheville, NC [11700]	2	2	0.3%
Albany-Schenectady-Troy, NY [10580]	2	1	0.3%
Lakeland, FL [29460]	2	1	0.3%
Hartford-West Hartford-East Hartford, CT [25540]	2	1	0.3%
Davenport-Moline-Rock Island, IA-IL [19340]	2	1	0.3%
Eugene-Springfield, OR [21660]	2	1	0.3%
Chattanooga, TN-GA [16860]	2	1	0.3%

> SURGERY: SPLINT, BRACE, OR BANDAGE [602] - {2797} : (193)

Metro Region	Patents	Inventors	% Of Class
Detroit-Warren-Livonia, MI [19820]	580	491	20.7%
Ann Arbor, MI [11460]	346	139	12.4%
Indianapolis-Carmel, IN [26900]	165	194	5.9%
Hartford-West Hartford-East Hartford, CT [25540]	145	150	5.2%
Cincinnati-Middletown, OH-KY-IN [17140]	128	123	4.6%
New York-Northern New Jersey-Long Island, NY-NJ-PA [35620]	122	145	4.4%
Peoria, IL [37900]	102	170	3.6%
San Diego-Carlsbad-San Marcos, CA [41740]	101	115	3.6%
Boston-Cambridge-Quincy, MA-NH [14460]	100	114	3.6%
Chicago-Naperville-Joliet, IL-IN-WI [16980]	88	85	3.1%
San Francisco-Oakland-Fremont, CA [41860]	78	84	2.8%
Miami-Fort Lauderdale-Pompano Beach, FL [33100]	74	74	2.6%
Minneapolis-St. Paul-Bloomington, MN-WI [33460]	70	73	2.5%
San Antonio, TX [41700]	66	70	2.4%
Oxnard-Thousand Oaks-Ventura, CA [37100]	66	69	2.4%
Laredo, TX [29700]	64	60	2.3%
Phoenix-Mesa-Scottsdale, AZ [38060]	55	71	2%
Seattle-Tacoma-Bellevue, WA [42660]	55	62	2%
Charlotte-Gastonia-Concord, NC-SC [16740]	51	24	1.8%
Philadelphia-Camden-Wilmington, PA-NJ-DE-MD [37980]	46	58	1.6%
San Jose-Sunnyvale-Santa Clara, CA [41940]	43	34	1.5%
Flint, MI [22420]	40	39	1.4%
Bloomington, IN [14020]	39	15	1.4%
Portland-Vancouver-Beaverton, OR-WA [38900]	36	40	1.3%
Richmond, VA [40060]	35	19	1.3%
Dallas-Fort Worth-Arlington, TX [19100]	34	34	1.2%
Albany-Schenectady-Troy, NY [10580]	33	36	1.2%

Washington-Arlington-Alexandria, DC-VA-MD-WV [47900]	33	33	1.2%
Port St. Lucie, FL [38940]	33	25	1.2%
Atlanta-Sandy Springs-Marietta, GA [12060]	32	25	1.1%
Lansing-East Lansing, MI [29620]	32	18	1.1%
Houston-Sugar Land-Baytown, TX [26420]	31	26	1.1%
New Haven-Milford, CT [35300]	29	19	1%
Baltimore-Towson, MD [12580]	28	28	1%
Norwich-New London, CT [35980]	28	13	1%
Fort Wayne, IN [23060]	24	27	0.9%
Providence-New Bedford-Fall River, RI-MA [39300]	24	20	0.9%
Sacramento--Arden-Arcade--Roseville, CA [40900]	24	19	0.9%
Worcester, MA [49340]	22	14	0.8%
Orlando-Kissimmee, FL [36740]	19	19	0.7%
Bakersfield, CA [12540]	18	23	0.6%
Cleveland-Elyria-Mentor, OH [17460]	17	25	0.6%
Madison, WI [31540]	16	31	0.6%
Jackson, MI [27100]	16	17	0.6%
Knoxville, TN [28940]	15	17	0.5%
Palm Bay-Melbourne-Titusville, FL [37340]	15	16	0.5%
Tampa-St. Petersburg-Clearwater, FL [45300]	15	16	0.5%
Riverside-San Bernardino-Ontario, CA [40140]	15	15	0.5%
Columbus, OH [18140]	15	10	0.5%
Raleigh-Cary, NC [39580]	14	23	0.5%
Denver-Aurora, CO [19740]	14	12	0.5%
Appleton, WI [11540]	14	9	0.5%
Springfield, MA [44140]	14	7	0.5%
Bremerton-Silverdale, WA [14740]	14	6	0.5%
Huntsville, AL [26620]	13	16	0.5%
Bridgeport-Stamford-Norwalk, CT [14860]	13	15	0.5%
Waterloo-Cedar Falls, IA [47940]	13	10	0.5%
Modesto, CA [33700]	12	9	0.4%
Salt Lake City, UT [41620]	11	18	0.4%
Durham, NC [20500]	11	16	0.4%
Tucson, AZ [46060]	11	16	0.4%
Virginia Beach-Norfolk-Newport News, VA-NC [47260]	11	12	0.4%
Boulder, CO [14500]	11	11	0.4%
Tulsa, OK [46140]	11	7	0.4%
Cape Coral-Fort Myers, FL [15980]	10	8	0.4%
Gainesville, GA [23580]	10	1	0.4%
St. Louis, MO-IL [41180]	9	11	0.3%
Pittsburgh, PA [38300]	9	10	0.3%
Fort Collins-Loveland, CO [22660]	9	9	0.3%
Saginaw-Saginaw Township North, MI [40980]	9	7	0.3%
Akron, OH [10420]	9	6	0.3%
Stockton, CA [44700]	9	5	0.3%
College Station-Bryan, TX [17780]	9	3	0.3%
Milwaukee-Waukesha-West Allis, WI [33340]	8	14	0.3%
Rochester, NY [40380]	8	11	0.3%
Rochester, MN [40340]	8	11	0.3%
Janesville, WI [27500]	8	10	0.3%
Wichita, KS [48620]	8	9	0.3%
Greeley, CO [24540]	8	9	0.3%
Reno-Sparks, NV [39900]	8	6	0.3%
Vallejo-Fairfield, CA [46700]	8	6	0.3%
Punta Gorda, FL [39460]	8	5	0.3%
Iowa City, IA [26980]	8	5	0.3%
Toledo, OH [45780]	8	4	0.3%
Deltona-Daytona Beach-Ormond Beach, FL [19660]	8	2	0.3%
Greenville-Mauldin-Easley, SC [24860]	7	11	0.3%
Boise City-Nampa, ID [14260]	7	8	0.3%
Grand Rapids-Wyoming, MI [24340]	7	8	0.3%
Omaha-Council Bluffs, NE-IA [36540]	7	5	0.3%
Dayton, OH [19380]	7	5	0.3%
Hagerstown-Martinsburg, MD-WV [25180]	7	5	0.3%
Champaign-Urbana, IL [16580]	6	10	0.2%

Albuquerque, NM [10740]	6	8	0.2%
Allentown-Bethlehem-Easton, PA-NJ [10900]	6	6	0.2%
Manchester-Nashua, NH [31700]	6	6	0.2%
Nashville-Davidson--Murfreeseboro--Franklin, TN [34980]	6	6	0.2%
Trenton-Ewing, NJ [45940]	6	5	0.2%
South Bend-Mishawaka, IN-MI [43780]	6	5	0.2%
Buffalo-Niagara Falls, NY [15380]	5	10	0.2%
Erie, PA [21500]	5	8	0.2%
Kalamazoo-Portage, MI [28020]	5	6	0.2%
Bellingham, WA [13380]	5	5	0.2%
Davenport-Moline-Rock Island, IA-IL [19340]	5	5	0.2%
Louisville/Jefferson County, KY-IN [31140]	5	5	0.2%
Yuba City, CA [49700]	5	5	0.2%
Salinas, CA [41500]	5	4	0.2%
Oklahoma City, OK [36420]	5	4	0.2%
Austin-Round Rock, TX [12420]	5	4	0.2%
Youngstown-Warren-Boardman, OH-PA [49660]	5	1	0.2%
San Luis Obispo-Paso Robles, CA [42020]	4	10	0.1%
Gainesville, FL [23540]	4	10	0.1%
Oshkosh-Neenah, WI [36780]	4	7	0.1%
Kansas City, MO-KS [28140]	4	6	0.1%
Ogden-Clearfield, UT [36260]	4	4	0.1%
Asheville, NC [11700]	4	4	0.1%
Las Vegas-Paradise, NV [29820]	4	4	0.1%
Burlington-South Burlington, VT [15540]	4	4	0.1%
Portland-South Portland-Biddeford, ME [38860]	4	4	0.1%
Fresno, CA [23420]	4	4	0.1%
Chattanooga, TN-GA [16860]	4	4	0.1%
Santa Rosa-Petaluma, CA [42220]	4	3	0.1%
Topeka, KS [45820]	4	3	0.1%
Rockford, IL [40420]	4	3	0.1%
Jackson, MS [27140]	4	3	0.1%
Salem, OR [41420]	4	2	0.1%
Lafayette, LA [29180]	4	2	0.1%
Canton-Massillon, OH [15940]	4	1	0.1%
Memphis, TN-MS-AR [32820]	3	6	0.1%
Jacksonville, FL [27260]	3	5	0.1%
Pensacola-Ferry Pass-Brent, FL [37860]	3	4	0.1%
Charleston-North Charleston, SC [16700]	3	4	0.1%
Des Moines-West Des Moines, IA [19780]	3	3	0.1%
Elkhart-Goshen, IN [21140]	3	3	0.1%
Huntington-Ashland, WV-KY-OH [26580]	3	3	0.1%
Augusta-Richmond County, GA-SC [12260]	3	3	0.1%
Baton Rouge, LA [12940]	3	2	0.1%
Harrisburg-Carlisle, PA [25420]	3	2	0.1%
Winston-Salem, NC [49180]	3	2	0.1%
Lincoln, NE [30700]	3	2	0.1%
Reading, PA [39740]	3	1	0.1%
Utica-Rome, NY [46540]	3	1	0.1%
State College, PA [44300]	2	4	0.1%
Spokane, WA [44060]	2	3	0.1%
Syracuse, NY [45060]	2	3	0.1%
Duluth, MN-WI [20260]	2	3	0.1%
Medford, OR [32780]	2	3	0.1%
Tallahassee, FL [45220]	2	3	0.1%
Macon, GA [31420]	2	3	0.1%
Naples-Marco Island, FL [34940]	2	3	0.1%
Birmingham-Hoover, AL [13820]	2	2	0.1%
Lexington-Fayette, KY [30460]	2	2	0.1%
Spartanburg, SC [43900]	2	2	0.1%
Greensboro-High Point, NC [24660]	2	2	0.1%
Provo-Orem, UT [39340]	2	2	0.1%
Scranton--Wilkes-Barre, PA [42540]	2	2	0.1%
York-Hanover, PA [49620]	2	1	0.1%
Colorado Springs, CO [17820]	2	1	0.1%



St. Cloud, MN [41060] 2 1 0.1%

> SURGERY [604] - {9066} : (223)

Metro Region	Patents	Inventors	% Of Class
San Francisco-Oakland-Fremont, CA [41860]	1013	741	11.2%
Boston-Cambridge-Quincy, MA-NH [14460]	972	863	10.7%
San Jose-Sunnyvale-Santa Clara, CA [41940]	854	635	9.4%
New York-Northern New Jersey-Long Island, NY-NJ-PA [35620]	776	591	8.6%
Minneapolis-St. Paul-Bloomington, MN-WI [33460]	623	508	6.9%
Cincinnati-Middletown, OH-KY-IN [17140]	575	520	6.3%
San Diego-Carlsbad-San Marcos, CA [41740]	499	336	5.5%
Chicago-Naperville-Joliet, IL-IN-WI [16980]	464	513	5.1%
Philadelphia-Camden-Wilmington, PA-NJ-DE-MD [37980]	386	301	4.3%
Appleton, WI [11540]	384	514	4.2%
Oshkosh-Neenah, WI [36780]	361	490	4%
Salt Lake City, UT [41620]	317	193	3.5%
Oxnard-Thousand Oaks-Ventura, CA [37100]	311	122	3.4%
Atlanta-Sandy Springs-Marietta, GA [12060]	260	261	2.9%
Seattle-Tacoma-Bellevue, WA [42660]	234	129	2.6%
Riverside-San Bernardino-Ontario, CA [40140]	171	125	1.9%
Manchester-Nashua, NH [31700]	165	89	1.8%
Indianapolis-Carmel, IN [26900]	163	144	1.8%
Providence-New Bedford-Fall River, RI-MA [39300]	160	124	1.8%
Ogden-Clearfield, UT [36260]	156	75	1.7%
Worcester, MA [49340]	153	90	1.7%
Tampa-St. Petersburg-Clearwater, FL [45300]	144	117	1.6%
Miami-Fort Lauderdale-Pompano Beach, FL [33100]	131	117	1.4%
New Haven-Milford, CT [35300]	130	71	1.4%
Durham, NC [20500]	129	141	1.4%
San Antonio, TX [41700]	126	122	1.4%
Pittsburgh, PA [38300]	123	157	1.4%
Raleigh-Cary, NC [39580]	123	126	1.4%
Bloomington, IN [14020]	117	103	1.3%
Santa Cruz-Watsonville, CA [42100]	113	68	1.2%
Laredo, TX [29700]	108	100	1.2%
Dallas-Fort Worth-Arlington, TX [19100]	106	96	1.2%
Modesto, CA [33700]	105	23	1.2%
Washington-Arlington-Alexandria, DC-VA-MD-WV [47900]	101	85	1.1%
Phoenix-Mesa-Scottsdale, AZ [38060]	98	55	1.1%
Denver-Aurora, CO [19740]	97	95	1.1%
Hartford-West Hartford-East Hartford, CT [25540]	95	45	1%
Santa Rosa-Petaluma, CA [42220]	94	69	1%
Houston-Sugar Land-Baytown, TX [26420]	90	127	1%
St. Louis, MO-IL [41180]	85	37	0.9%
Baltimore-Towson, MD [12580]	84	73	0.9%
Provo-Orem, UT [39340]	83	46	0.9%
Detroit-Warren-Livonia, MI [19820]	78	83	0.9%
Bridgeport-Stamford-Norwalk, CT [14860]	76	52	0.8%
Ann Arbor, MI [11460]	75	68	0.8%
Austin-Round Rock, TX [12420]	72	56	0.8%
Boulder, CO [14500]	64	54	0.7%
Trenton-Ewing, NJ [45940]	64	44	0.7%
Peoria, IL [37900]	61	66	0.7%
Milwaukee-Waukesha-West Allis, WI [33340]	59	58	0.7%
Allentown-Bethlehem-Easton, PA-NJ [10900]	53	29	0.6%
Winston-Salem, NC [49180]	50	46	0.6%
Sacramento--Arden-Arcade--Roseville, CA [40900]	50	44	0.6%
Portland-Vancouver-Beaverton, OR-WA [38900]	49	61	0.5%
Columbus, OH [18140]	49	54	0.5%
Racine, WI [39540]	45	23	0.5%

Richmond, VA [40060]	44	32	0.5%
Memphis, TN-MS-AR [32820]	41	43	0.5%
Green Bay, WI [24580]	41	20	0.5%
Virginia Beach-Norfolk-Newport News, VA-NC [47260]	41	7	0.5%
Kalamazoo-Portage, MI [28020]	40	50	0.4%
Charlotte-Gastonia-Concord, NC-SC [16740]	39	34	0.4%
Dayton, OH [19380]	39	19	0.4%
Cleveland-Elyria-Mentor, OH [17460]	37	35	0.4%
Grand Rapids-Wyoming, MI [24340]	37	35	0.4%
Orlando-Kissimmee, FL [36740]	37	33	0.4%
Jacksonville, FL [27260]	35	40	0.4%
Kansas City, MO-KS [28140]	35	18	0.4%
Charleston-North Charleston, SC [16700]	33	19	0.4%
Madison, WI [31540]	30	37	0.3%
Macon, GA [31420]	28	13	0.3%
Greeley, CO [24540]	27	40	0.3%
Greenville-Mauldin-Easley, SC [24860]	27	21	0.3%
Cape Coral-Fort Myers, FL [15980]	26	30	0.3%
Albany-Schenectady-Troy, NY [10580]	26	18	0.3%
Reading, PA [39740]	25	19	0.3%
Bremerton-Silverdale, WA [14740]	25	9	0.3%
Spokane, WA [44060]	25	6	0.3%
Fort Collins-Loveland, CO [22660]	23	30	0.3%
Rochester, MN [40340]	23	29	0.3%
Naples-Marco Island, FL [34940]	22	28	0.2%
Nashville-Davidson--Murfreesboro--Franklin, TN [34980]	22	19	0.2%
Colorado Springs, CO [17820]	22	8	0.2%
Akron, OH [10420]	21	13	0.2%
Greensboro-High Point, NC [24660]	20	25	0.2%
Deltona-Daytona Beach-Ormond Beach, FL [19660]	20	23	0.2%
Syracuse, NY [45060]	20	19	0.2%
Louisville/Jefferson County, KY-IN [31140]	20	14	0.2%
Rockford, IL [40420]	20	14	0.2%
Charlottesville, VA [16820]	20	13	0.2%
Lancaster, PA [29540]	19	22	0.2%
Las Vegas-Paradise, NV [29820]	19	15	0.2%
St. Cloud, MN [41060]	19	9	0.2%
Port St. Lucie, FL [38940]	18	16	0.2%
Rochester, NY [40380]	17	18	0.2%
Reno-Sparks, NV [39900]	17	13	0.2%
Norwich-New London, CT [35980]	17	5	0.2%
Yuba City, CA [49700]	16	18	0.2%
Springfield, MA [44140]	16	18	0.2%
Palm Bay-Melbourne-Titusville, FL [37340]	16	17	0.2%
Gainesville, FL [23540]	15	16	0.2%
Buffalo-Niagara Falls, NY [15380]	14	15	0.2%
Bakersfield, CA [12540]	14	11	0.2%
Stockton, CA [44700]	14	7	0.2%
Boise City-Nampa, ID [14260]	13	11	0.1%
Toledo, OH [45780]	12	12	0.1%
College Station-Bryan, TX [17780]	12	10	0.1%
Lansing-East Lansing, MI [29620]	12	7	0.1%
Vallejo-Fairfield, CA [46700]	12	6	0.1%
Burlington, NC [15500]	11	9	0.1%
Augusta-Richmond County, GA-SC [12260]	11	9	0.1%
Spartanburg, SC [43900]	11	6	0.1%
Portland-South Portland-Biddeford, ME [38860]	11	5	0.1%
Lexington-Fayette, KY [30460]	11	4	0.1%
Dover, DE [20100]	10	8	0.1%
Kingsport-Bristol-Bristol, TN-VA [28700]	10	7	0.1%
York-Hanover, PA [49620]	10	7	0.1%
Charleston, WV [16620]	10	1	0.1%
Omaha-Council Bluffs, NE-IA [36540]	9	13	0.1%
New Orleans-Metairie-Kenner, LA [35380]	9	6	0.1%
Athens-Clarke County, GA [12020]	9	6	0.1%

Barnstable Town, MA [12700]	9	5	0.1%
Knoxville, TN [28940]	8	19	0.1%
Gainesville, GA [23580]	8	10	0.1%
Harrisburg-Carlisle, PA [25420]	8	9	0.1%
Albuquerque, NM [10740]	8	8	0.1%
Tulsa, OK [46140]	8	8	0.1%
Des Moines-West Des Moines, IA [19780]	8	7	0.1%
Wilmington, NC [48900]	8	5	0.1%
Burlington-South Burlington, VT [15540]	8	4	0.1%
Evansville, IN-KY [21780]	7	9	0.1%
Oklahoma City, OK [36420]	7	8	0.1%
Asheville, NC [11700]	7	7	0.1%
Lakeland, FL [29460]	7	6	0.1%
Tallahassee, FL [45220]	7	6	0.1%
Lubbock, TX [31180]	7	5	0.1%
San Luis Obispo-Paso Robles, CA [42020]	7	4	0.1%
Champaign-Urbana, IL [16580]	7	4	0.1%
Sioux Falls, SD [43620]	7	3	0.1%
Youngstown-Warren-Boardman, OH-PA [49660]	6	6	0.1%
Fort Wayne, IN [23060]	6	6	0.1%
Salinas, CA [41500]	6	6	0.1%
Greenville, NC [24780]	6	5	0.1%
Ocala, FL [36100]	6	5	0.1%
Jackson, MI [27100]	6	4	0.1%
Johnson City, TN [27740]	6	2	0.1%
State College, PA [44300]	5	10	0.1%
Huntsville, AL [26620]	5	10	0.1%
Birmingham-Hoover, AL [13820]	5	6	0.1%
Wichita, KS [48620]	5	6	0.1%
Utica-Rome, NY [46540]	5	5	0.1%
Tucson, AZ [46060]	5	5	0.1%
Jackson, MS [27140]	5	5	0.1%
Kingston, NY [28740]	5	4	0.1%
Sioux City, IA-NE-SD [43580]	5	2	0.1%
South Bend-Mishawaka, IN-MI [43780]	4	14	0%
Chattanooga, TN-GA [16860]	4	9	0%
Waterloo-Cedar Falls, IA [47940]	4	9	0%
El Paso, TX [21340]	4	6	0%
Las Cruces, NM [29740]	4	6	0%
Fresno, CA [23420]	4	6	0%
Terre Haute, IN [45460]	4	5	0%
Flint, MI [22420]	4	4	0%
Hickory-Lenoir-Morganton, NC [25860]	4	4	0%
Mobile, AL [33660]	4	3	0%
Topeka, KS [45820]	4	3	0%
Columbus, GA-AL [17980]	4	3	0%
Iowa City, IA [26980]	4	3	0%
Olympia, WA [36500]	4	3	0%
Prescott, AZ [39140]	4	3	0%
Lake Charles, LA [29340]	4	3	0%
Lynchburg, VA [31340]	4	2	0%
Bowling Green, KY [14540]	4	2	0%
Tyler, TX [46340]	4	2	0%
Yakima, WA [49420]	4	2	0%
Huntington-Ashland, WV-KY-OH [26580]	4	2	0%
Columbia, SC [17900]	3	6	0%
Vineland-Millville-Bridgeton, NJ [47220]	3	4	0%
Binghamton, NY [13780]	3	3	0%
Baton Rouge, LA [12940]	3	3	0%
Bend, OR [13460]	3	3	0%
Salem, OR [41420]	3	3	0%
Clarksville, TN-KY [17300]	3	2	0%
Roanoke, VA [40220]	3	2	0%
Medford, OR [32780]	3	1	0%
Springfield, MO [44180]	2	8	0%

Columbia, MO [17860]	2	4	0%
McAllen-Edinburg-Mission, TX [32580]	2	3	0%
Elkhart-Goshen, IN [21140]	2	3	0%
Redding, CA [39820]	2	3	0%
Lafayette, LA [29180]	2	2	0%
Tuscaloosa, AL [46220]	2	2	0%
Niles-Benton Harbor, MI [35660]	2	2	0%
Killeen-Temple-Fort Hood, TX [28660]	2	2	0%
Fayetteville, NC [22180]	2	2	0%
Joplin, MO [27900]	2	2	0%
Shreveport-Bossier City, LA [43340]	2	2	0%
Scranton--Wilkes-Barre, PA [42540]	2	2	0%
Montgomery, AL [33860]	2	2	0%
Pensacola-Ferry Pass-Brent, FL [37860]	2	2	0%
Blacksburg-Christiansburg-Radford, VA [13980]	2	2	0%
Janesville, WI [27500]	2	2	0%
Bellingham, WA [13380]	2	2	0%
Atlantic City, NJ [12100]	2	1	0%
Yuma, AZ [49740]	2	1	0%

> SURGERY [606] - {13187} : (231)

Metro Region	Patents	Inventors	% Of Class
San Francisco-Oakland-Fremont, CA [41860]	2170	1259	16.5%
San Jose-Sunnyvale-Santa Clara, CA [41940]	2064	1158	15.7%
Boston-Cambridge-Quincy, MA-NH [14460]	1407	1010	10.7%
New York-Northern New Jersey-Long Island, NY-NJ-PA [35620]	876	645	6.6%
Minneapolis-St. Paul-Bloomington, MN-WI [33460]	700	467	5.3%
Memphis, TN-MS-AR [32820]	673	456	5.1%
Boulder, CO [14500]	643	269	4.9%
San Diego-Carlsbad-San Marcos, CA [41740]	612	394	4.6%
Denver-Aurora, CO [19740]	601	267	4.6%
Philadelphia-Camden-Wilmington, PA-NJ-DE-MD [37980]	583	441	4.4%
Cincinnati-Middletown, OH-KY-IN [17140]	519	352	3.9%
Greeley, CO [24540]	455	145	3.5%
Providence-New Bedford-Fall River, RI-MA [39300]	451	295	3.4%
Miami-Fort Lauderdale-Pompano Beach, FL [33100]	383	201	2.9%
Bridgeport-Stamford-Norwalk, CT [14860]	374	154	2.8%
Fort Collins-Loveland, CO [22660]	339	93	2.6%
New Haven-Milford, CT [35300]	332	159	2.5%
Santa Cruz-Watsonville, CA [42100]	308	126	2.3%
Indianapolis-Carmel, IN [26900]	276	196	2.1%
Worcester, MA [49340]	270	121	2%
Detroit-Warren-Livonia, MI [19820]	232	213	1.8%
Chicago-Naperville-Joliet, IL-IN-WI [16980]	224	200	1.7%
Phoenix-Mesa-Scottsdale, AZ [38060]	217	142	1.6%
Riverside-San Bernardino-Ontario, CA [40140]	212	130	1.6%
Dallas-Fort Worth-Arlington, TX [19100]	204	165	1.5%
Atlanta-Sandy Springs-Marietta, GA [12060]	203	184	1.5%
Fort Wayne, IN [23060]	189	131	1.4%
Washington-Arlington-Alexandria, DC-VA-MD-WV [47900]	185	110	1.4%
Austin-Round Rock, TX [12420]	182	116	1.4%
Bloomington, IN [14020]	178	119	1.3%
Salt Lake City, UT [41620]	176	109	1.3%
Tampa-St. Petersburg-Clearwater, FL [45300]	165	96	1.3%
Seattle-Tacoma-Bellevue, WA [42660]	163	168	1.2%
Ann Arbor, MI [11460]	158	109	1.2%
Hartford-West Hartford-East Hartford, CT [25540]	149	79	1.1%
Modesto, CA [33700]	131	51	1%
Durham, NC [20500]	119	71	0.9%
Houston-Sugar Land-Baytown, TX [26420]	116	123	0.9%

Naples-Marco Island, FL [34940]	115	56	0.9%
Cleveland-Elyria-Mentor, OH [17460]	113	76	0.9%
Cape Coral-Fort Myers, FL [15980]	113	60	0.9%
Allentown-Bethlehem-Easton, PA-NJ [10900]	109	59	0.8%
Oxnard-Thousand Oaks-Ventura, CA [37100]	102	94	0.8%
Portland-Vancouver-Beaverton, OR-WA [38900]	101	68	0.8%
Baltimore-Towson, MD [12580]	100	84	0.8%
Sacramento--Arden-Arcade--Roseville, CA [40900]	99	68	0.8%
South Bend-Mishawaka, IN-MI [43780]	98	33	0.7%
Elkhart-Goshen, IN [21140]	97	32	0.7%
Raleigh-Cary, NC [39580]	92	52	0.7%
Jacksonville, FL [27260]	91	60	0.7%
Reading, PA [39740]	88	39	0.7%
Columbus, OH [18140]	87	60	0.7%
Palm Bay-Melbourne-Titusville, FL [37340]	75	56	0.6%
Santa Rosa-Petaluma, CA [42220]	73	59	0.6%
Orlando-Kissimmee, FL [36740]	73	59	0.6%
Kansas City, MO-KS [28140]	71	35	0.5%
Akron, OH [10420]	69	44	0.5%
Winston-Salem, NC [49180]	69	36	0.5%
Albany-Schenectady-Troy, NY [10580]	67	60	0.5%
Manchester-Nashua, NH [31700]	67	43	0.5%
San Antonio, TX [41700]	62	59	0.5%
Pittsburgh, PA [38300]	61	59	0.5%
Dayton, OH [19380]	57	14	0.4%
Laredo, TX [29700]	52	53	0.4%
Rochester, NY [40380]	52	48	0.4%
Provo-Orem, UT [39340]	52	29	0.4%
Louisville/Jefferson County, KY-IN [31140]	47	46	0.4%
Rochester, MN [40340]	47	32	0.4%
Barnstable Town, MA [12700]	47	18	0.4%
Lancaster, PA [29540]	46	25	0.3%
Kalamazoo-Portage, MI [28020]	44	41	0.3%
Charlotte-Gastonia-Concord, NC-SC [16740]	44	31	0.3%
St. Louis, MO-IL [41180]	41	30	0.3%
Nashville-Davidson--Murfreesboro--Franklin, TN [34980]	40	39	0.3%
Ogden-Clearfield, UT [36260]	40	24	0.3%
Stockton, CA [44700]	38	21	0.3%
Toledo, OH [45780]	37	18	0.3%
Grand Rapids-Wyoming, MI [24340]	36	29	0.3%
Peoria, IL [37900]	35	67	0.3%
Port St. Lucie, FL [38940]	35	22	0.3%
Yuba City, CA [49700]	35	15	0.3%
Madison, WI [31540]	34	40	0.3%
Syracuse, NY [45060]	34	16	0.3%
Bremerton-Silverdale, WA [14740]	33	17	0.3%
Albuquerque, NM [10740]	32	25	0.2%
New Orleans-Metairie-Kenner, LA [35380]	31	19	0.2%
Salinas, CA [41500]	31	13	0.2%
Reno-Sparks, NV [39900]	30	21	0.2%
Las Vegas-Paradise, NV [29820]	30	19	0.2%
Wilmington, NC [48900]	29	14	0.2%
Birmingham-Hoover, AL [13820]	28	21	0.2%
Erie, PA [21500]	27	22	0.2%
Charleston-North Charleston, SC [16700]	27	11	0.2%
Charlottesville, VA [16820]	25	17	0.2%
Milwaukee-Waukesha-West Allis, WI [33340]	25	14	0.2%
Gainesville, FL [23540]	24	24	0.2%
Springfield, MA [44140]	24	13	0.2%
Knoxville, TN [28940]	23	20	0.2%
Vallejo-Fairfield, CA [46700]	23	14	0.2%
Norwich-New London, CT [35980]	23	7	0.2%
Portland-South Portland-Biddeford, ME [38860]	22	14	0.2%
Colorado Springs, CO [17820]	20	21	0.2%
Tucson, AZ [46060]	20	17	0.2%

Virginia Beach-Norfolk-Newport News, VA-NC [47260]	18	24	0.1%
Trenton-Ewing, NJ [45940]	18	19	0.1%
Jackson, MS [27140]	18	14	0.1%
Greensboro-High Point, NC [24660]	18	13	0.1%
Canton-Massillon, OH [15940]	18	10	0.1%
Richmond, VA [40060]	17	16	0.1%
Flint, MI [22420]	17	8	0.1%
Utica-Rome, NY [46540]	16	10	0.1%
Deltona-Daytona Beach-Ormond Beach, FL [19660]	16	8	0.1%
Racine, WI [39540]	16	5	0.1%
Omaha-Council Bluffs, NE-IA [36540]	15	17	0.1%
Buffalo-Niagara Falls, NY [15380]	15	16	0.1%
Waterloo-Cedar Falls, IA [47940]	15	14	0.1%
Tyler, TX [46340]	15	8	0.1%
Oklahoma City, OK [36420]	14	6	0.1%
Oshkosh-Neenah, WI [36780]	14	6	0.1%
Lansing-East Lansing, MI [29620]	13	11	0.1%
Augusta-Richmond County, GA-SC [12260]	13	9	0.1%
Greenville-Mauldin-Easley, SC [24860]	12	15	0.1%
Terre Haute, IN [45460]	11	7	0.1%
Charleston, WV [16620]	11	3	0.1%
Asheville, NC [11700]	10	12	0.1%
Lexington-Fayette, KY [30460]	10	11	0.1%
Iowa City, IA [26980]	10	11	0.1%
Little Rock-North Little Rock-Conway, AR [30780]	10	10	0.1%
Columbia, MO [17860]	10	8	0.1%
Greenville, NC [24780]	10	4	0.1%
Longview, TX [30980]	10	3	0.1%
Lincoln, NE [30700]	9	13	0.1%
Blacksburg-Christiansburg-Radford, VA [13980]	9	11	0.1%
San Luis Obispo-Paso Robles, CA [42020]	9	8	0.1%
Tulsa, OK [46140]	9	8	0.1%
St. Cloud, MN [41060]	9	7	0.1%
Lakeland, FL [29460]	9	6	0.1%
Anchorage, AK [11260]	9	6	0.1%
Savannah, GA [42340]	9	5	0.1%
York-Hanover, PA [49620]	9	4	0.1%
Chico, CA [17020]	9	3	0.1%
Binghamton, NY [13780]	8	10	0.1%
Chattanooga, TN-GA [16860]	8	8	0.1%
Harrisburg-Carlisle, PA [25420]	8	8	0.1%
Shreveport-Bossier City, LA [43340]	8	7	0.1%
Macon, GA [31420]	8	5	0.1%
Killeen-Temple-Fort Hood, TX [28660]	8	5	0.1%
Burlington-South Burlington, VT [15540]	7	9	0.1%
Boise City-Nampa, ID [14260]	7	7	0.1%
Bend, OR [13460]	7	6	0.1%
Midland, TX [33260]	7	5	0.1%
Salem, OR [41420]	7	5	0.1%
Athens-Clarke County, GA [12020]	7	5	0.1%
Redding, CA [39820]	7	4	0.1%
Kennewick-Richland-Pasco, WA [28420]	6	21	0%
Sioux Falls, SD [43620]	6	6	0%
Bakersfield, CA [12540]	6	6	0%
Spartanburg, SC [43900]	6	6	0%
Gainesville, GA [23580]	6	6	0%
Topeka, KS [45820]	6	5	0%
Las Cruces, NM [29740]	6	5	0%
Burlington, NC [15500]	6	4	0%
Medford, OR [32780]	6	4	0%
Youngstown-Warren-Boardman, OH-PA [49660]	5	5	0%
State College, PA [44300]	5	5	0%
Eau Claire, WI [20740]	5	5	0%
Huntsville, AL [26620]	5	5	0%
Beaumont-Port Arthur, TX [13140]	5	4	0%

Appleton, WI [11540]	5	4	0%
El Paso, TX [21340]	5	4	0%
Prescott, AZ [39140]	5	4	0%
Davenport-Moline-Rock Island, IA-IL [19340]	5	4	0%
Columbus, GA-AL [17980]	5	3	0%
Joplin, MO [27900]	5	3	0%
Pensacola-Ferry Pass-Brent, FL [37860]	5	3	0%
Baton Rouge, LA [12940]	4	6	0%
Spokane, WA [44060]	4	4	0%
Roanoke, VA [40220]	4	4	0%
Fresno, CA [23420]	4	4	0%
Lubbock, TX [31180]	4	4	0%
Eugene-Springfield, OR [21660]	4	3	0%
Lake Havasu City-Kingman, AZ [29420]	4	2	0%
Panama City-Lynn Haven, FL [37460]	4	2	0%
Tallahassee, FL [45220]	4	2	0%
Saginaw-Saginaw Township North, MI [40980]	3	4	0%
Champaign-Urbana, IL [16580]	3	4	0%
Hickory-Lenoir-Morganton, NC [25860]	3	3	0%
Lafayette, LA [29180]	3	3	0%
College Station-Bryan, TX [17780]	3	3	0%
Tuscaloosa, AL [46220]	3	3	0%
Visalia-Porterville, CA [47300]	3	3	0%
Springfield, IL [44100]	3	3	0%
Yakima, WA [49420]	3	2	0%
Lake Charles, LA [29340]	3	2	0%
Brownsville-Harlingen, TX [15180]	3	1	0%
Muskegon-Norton Shores, MI [34740]	3	1	0%
Atlantic City, NJ [12100]	3	1	0%
Springfield, MO [44180]	2	4	0%
Clarksville, TN-KY [17300]	2	2	0%
Fayetteville-Springdale-Rogers, AR-MO [22220]	2	2	0%
McAllen-Edinburg-Mission, TX [32580]	2	2	0%
Pueblo, CO [39380]	2	2	0%
Wichita, KS [48620]	2	2	0%
Scranton--Wilkes-Barre, PA [42540]	2	2	0%
Des Moines-West Des Moines, IA [19780]	2	2	0%
Jackson, MI [27100]	2	2	0%
Sioux City, IA-NE-SD [43580]	2	2	0%
Mobile, AL [33660]	2	1	0%
Dover, DE [20100]	2	1	0%
Monroe, LA [33740]	2	1	0%

> SURGERY: LIGHT, THERMAL, AND ELECTRICAL APPLICATION [607] - {7206} : (190)

Metro Region	Patents	Inventors	% Of Class
Minneapolis-St. Paul-Bloomington, MN-WI [33460]	1728	812	24%
San Jose-Sunnyvale-Santa Clara, CA [41940]	630	361	8.7%
Oxnard-Thousand Oaks-Ventura, CA [37100]	590	135	8.2%
San Francisco-Oakland-Fremont, CA [41860]	560	379	7.8%
Seattle-Tacoma-Bellevue, WA [42660]	478	374	6.6%
Boston-Cambridge-Quincy, MA-NH [14460]	378	353	5.2%
Greenville-Mauldin-Easley, SC [24860]	366	355	5.1%
New York-Northern New Jersey-Long Island, NY-NJ-PA [35620]	323	215	4.5%
San Diego-Carlsbad-San Marcos, CA [41740]	309	247	4.3%
Cincinnati-Middletown, OH-KY-IN [17140]	218	284	3%
Phoenix-Mesa-Scottsdale, AZ [38060]	218	268	3%
Spartanburg, SC [43900]	212	97	2.9%
Hartford-West Hartford-East Hartford, CT [25540]	207	224	2.9%
Houston-Sugar Land-Baytown, TX [26420]	167	137	2.3%
Dallas-Fort Worth-Arlington, TX [19100]	165	143	2.3%
Orlando-Kissimmee, FL [36740]	142	143	2%

Cleveland-Elyria-Mentor, OH [17460]	139	93	1.9%
Denver-Aurora, CO [19740]	135	95	1.9%
Baltimore-Towson, MD [12580]	134	85	1.9%
Miami-Fort Lauderdale-Pompano Beach, FL [33100]	133	126	1.8%
Portland-Vancouver-Beaverton, OR-WA [38900]	100	78	1.4%
Pittsburgh, PA [38300]	96	61	1.3%
Albany-Schenectady-Troy, NY [10580]	95	103	1.3%
Buffalo-Niagara Falls, NY [15380]	95	57	1.3%
Philadelphia-Camden-Wilmington, PA-NJ-DE-MD [37980]	89	85	1.2%
Chicago-Naperville-Joliet, IL-IN-WI [16980]	81	95	1.1%
Port St. Lucie, FL [38940]	81	68	1.1%
Durham, NC [20500]	78	50	1.1%
Palm Bay-Melbourne-Titusville, FL [37340]	73	61	1%
Santa Cruz-Watsonville, CA [42100]	67	27	0.9%
Washington-Arlington-Alexandria, DC-VA-MD-WV [47900]	66	56	0.9%
Atlanta-Sandy Springs-Marietta, GA [12060]	63	74	0.9%
New Haven-Milford, CT [35300]	63	32	0.9%
Modesto, CA [33700]	63	25	0.9%
Riverside-San Bernardino-Ontario, CA [40140]	61	47	0.8%
Raleigh-Cary, NC [39580]	54	32	0.7%
Indianapolis-Carmel, IN [26900]	50	73	0.7%
Boulder, CO [14500]	50	52	0.7%
Milwaukee-Waukesha-West Allis, WI [33340]	49	28	0.7%
Reno-Sparks, NV [39900]	46	17	0.6%
Rochester, NY [40380]	45	23	0.6%
Austin-Round Rock, TX [12420]	43	36	0.6%
Ann Arbor, MI [11460]	39	38	0.5%
St. Louis, MO-IL [41180]	39	12	0.5%
Providence-New Bedford-Fall River, RI-MA [39300]	38	28	0.5%
Rochester, MN [40340]	38	16	0.5%
Norwich-New London, CT [35980]	37	21	0.5%
Bakersfield, CA [12540]	34	12	0.5%
Kansas City, MO-KS [28140]	32	24	0.4%
Manchester-Nashua, NH [31700]	31	11	0.4%
Detroit-Warren-Livonia, MI [19820]	30	31	0.4%
Salt Lake City, UT [41620]	29	41	0.4%
Tampa-St. Petersburg-Clearwater, FL [45300]	29	25	0.4%
Worcester, MA [49340]	27	23	0.4%
Des Moines-West Des Moines, IA [19780]	26	27	0.4%
Virginia Beach-Norfolk-Newport News, VA-NC [47260]	26	26	0.4%
Bridgeport-Stamford-Norwalk, CT [14860]	26	15	0.4%
Akron, OH [10420]	25	19	0.3%
Bremerton-Silverdale, WA [14740]	25	18	0.3%
Iowa City, IA [26980]	25	9	0.3%
Santa Rosa-Petaluma, CA [42220]	24	15	0.3%
Sacramento--Arden-Arcade--Roseville, CA [40900]	23	26	0.3%
Albuquerque, NM [10740]	23	19	0.3%
Asheville, NC [11700]	22	6	0.3%
Topeka, KS [45820]	21	7	0.3%
Birmingham-Hoover, AL [13820]	20	11	0.3%
San Antonio, TX [41700]	19	21	0.3%
Columbus, OH [18140]	19	9	0.3%
Dayton, OH [19380]	17	16	0.2%
Allentown-Bethlehem-Easton, PA-NJ [10900]	17	16	0.2%
Greeley, CO [24540]	17	14	0.2%
Las Vegas-Paradise, NV [29820]	17	10	0.2%
Nashville-Davidson--Murfreesboro--Franklin, TN [34980]	16	22	0.2%
St. Cloud, MN [41060]	16	9	0.2%
Trenton-Ewing, NJ [45940]	15	7	0.2%
Columbia, MO [17860]	15	2	0.2%
Springfield, MA [44140]	14	18	0.2%
Laredo, TX [29700]	14	14	0.2%
Fort Collins-Loveland, CO [22660]	13	11	0.2%
Gainesville, FL [23540]	12	18	0.2%
Lexington-Fayette, KY [30460]	12	16	0.2%



Memphis, TN-MS-AR [32820]	12	14	0.2%
Madison, WI [31540]	11	15	0.2%
Portland-South Portland-Biddeford, ME [38860]	11	11	0.2%
Rockford, IL [40420]	10	20	0.1%
Knoxville, TN [28940]	10	10	0.1%
Ogden-Clearfield, UT [36260]	10	8	0.1%
New Orleans-Metairie-Kenner, LA [35380]	10	3	0.1%
Jacksonville, FL [27260]	9	11	0.1%
San Luis Obispo-Paso Robles, CA [42020]	9	8	0.1%
Oklahoma City, OK [36420]	9	7	0.1%
Wilmington, NC [48900]	9	6	0.1%
Tucson, AZ [46060]	8	10	0.1%
Vallejo-Fairfield, CA [46700]	8	7	0.1%
Grand Rapids-Wyoming, MI [24340]	8	6	0.1%
Stockton, CA [44700]	7	6	0.1%
Jackson, MI [27100]	7	6	0.1%
Ocala, FL [36100]	7	4	0.1%
Colorado Springs, CO [17820]	6	11	0.1%
Charlottesville, VA [16820]	6	7	0.1%
Louisville/Jefferson County, KY-IN [31140]	6	7	0.1%
Charlotte-Gastonia-Concord, NC-SC [16740]	6	6	0.1%
Reading, PA [39740]	6	6	0.1%
Syracuse, NY [45060]	6	5	0.1%
Peoria, IL [37900]	6	4	0.1%
Richmond, VA [40060]	6	4	0.1%
Mobile, AL [33660]	6	2	0.1%
Charleston-North Charleston, SC [16700]	5	7	0.1%
South Bend-Mishawaka, IN-MI [43780]	5	7	0.1%
Kalamazoo-Portage, MI [28020]	5	6	0.1%
Wichita, KS [48620]	5	6	0.1%
Chattanooga, TN-GA [16860]	5	5	0.1%
Canton-Massillon, OH [15940]	5	5	0.1%
Bellingham, WA [13380]	5	4	0.1%
Savannah, GA [42340]	5	3	0.1%
Chico, CA [17020]	5	3	0.1%
Lancaster, PA [29540]	5	2	0.1%
Yuba City, CA [49700]	5	1	0.1%
State College, PA [44300]	4	10	0.1%
Tulsa, OK [46140]	4	4	0.1%
Deltona-Daytona Beach-Ormond Beach, FL [19660]	4	4	0.1%
Tallahassee, FL [45220]	4	4	0.1%
Bloomington, IN [14020]	4	4	0.1%
Johnson City, TN [27740]	4	3	0.1%
Augusta-Richmond County, GA-SC [12260]	4	3	0.1%
Evansville, IN-KY [21780]	4	2	0.1%
Bend, OR [13460]	4	2	0.1%
Greenville, NC [24780]	4	2	0.1%
Lincoln, NE [30700]	3	5	0%
Oshkosh-Neenah, WI [36780]	3	5	0%
Omaha-Council Bluffs, NE-IA [36540]	3	5	0%
Little Rock-North Little Rock-Conway, AR [30780]	3	5	0%
Champaign-Urbana, IL [16580]	3	5	0%
Blacksburg-Christiansburg-Radford, VA [13980]	3	5	0%
Spokane, WA [44060]	3	4	0%
Provo-Orem, UT [39340]	3	4	0%
Greensboro-High Point, NC [24660]	3	4	0%
Lake Charles, LA [29340]	3	3	0%
Jacksonville, NC [27340]	3	3	0%
Boise City-Nampa, ID [14260]	3	3	0%
Billings, MT [13740]	3	2	0%
Cedar Rapids, IA [16300]	3	2	0%
Eau Claire, WI [20740]	3	1	0%
Elkhart-Goshen, IN [21140]	2	5	0%
Appleton, WI [11540]	2	4	0%
Huntsville, AL [26620]	2	3	0%

Lakeland, FL [29460]	2	3	0%
Harrisburg-Carlisle, PA [25420]	2	3	0%
Scranton--Wilkes-Barre, PA [42540]	2	2	0%
Baton Rouge, LA [12940]	2	2	0%
Salinas, CA [41500]	2	2	0%
Prescott, AZ [39140]	2	2	0%
Jackson, MS [27140]	2	2	0%
Roanoke, VA [40220]	2	2	0%
Redding, CA [39820]	2	2	0%
Medford, OR [32780]	2	2	0%
Fargo, ND-MN [22020]	2	2	0%
Salem, OR [41420]	2	2	0%
Cape Coral-Fort Myers, FL [15980]	2	2	0%
Fresno, CA [23420]	2	2	0%
Macon, GA [31420]	2	1	0%
Kingsport-Bristol-Bristol, TN-VA [28700]	2	1	0%
Eugene-Springfield, OR [21660]	2	1	0%
Columbus, GA-AL [17980]	2	1	0%
Pensacola-Ferry Pass-Brent, FL [37860]	2	1	0%

> PROSTHESIS (I.E., ARTIFICIAL BODY MEMBERS), PARTS THEREOF, OR AIDS AND ACCESSORIES THEREFOR [623] - {6215} : (207)

Metro Region	Patents	Inventors	% Of Class
San Francisco-Oakland-Fremont, CA [41860]	901	574	14.5%
San Jose-Sunnyvale-Santa Clara, CA [41940]	711	487	11.4%
New York-Northern New Jersey-Long Island, NY-NJ-PA [35620]	598	458	9.6%
Boston-Cambridge-Quincy, MA-NH [14460]	592	497	9.5%
Minneapolis-St. Paul-Bloomington, MN-WI [33460]	401	253	6.5%
Memphis, TN-MS-AR [32820]	362	267	5.8%
San Diego-Carlsbad-San Marcos, CA [41740]	278	211	4.5%
Philadelphia-Camden-Wilmington, PA-NJ-DE-MD [37980]	240	196	3.9%
Indianapolis-Carmel, IN [26900]	220	115	3.5%
Santa Rosa-Petaluma, CA [42220]	190	147	3.1%
Bloomington, IN [14020]	186	87	3%
Chicago-Naperville-Joliet, IL-IN-WI [16980]	179	163	2.9%
Miami-Fort Lauderdale-Pompano Beach, FL [33100]	172	119	2.8%
Fort Wayne, IN [23060]	168	117	2.7%
Providence-New Bedford-Fall River, RI-MA [39300]	150	121	2.4%
Seattle-Tacoma-Bellevue, WA [42660]	146	116	2.3%
Atlanta-Sandy Springs-Marietta, GA [12060]	122	100	2%
Dallas-Fort Worth-Arlington, TX [19100]	117	91	1.9%
Riverside-San Bernardino-Ontario, CA [40140]	112	78	1.8%
Phoenix-Mesa-Scottsdale, AZ [38060]	109	86	1.8%
Austin-Round Rock, TX [12420]	109	73	1.8%
Sacramento--Arden-Arcade--Roseville, CA [40900]	102	40	1.6%
Worcester, MA [49340]	96	47	1.5%
South Bend-Mishawaka, IN-MI [43780]	93	29	1.5%
Louisville/Jefferson County, KY-IN [31140]	85	81	1.4%
Salt Lake City, UT [41620]	83	61	1.3%
Allentown-Bethlehem-Easton, PA-NJ [10900]	81	45	1.3%
Elkhart-Goshen, IN [21140]	81	24	1.3%
Santa Cruz-Watsonville, CA [42100]	78	44	1.3%
Gainesville, FL [23540]	77	63	1.2%
Houston-Sugar Land-Baytown, TX [26420]	76	66	1.2%
Baltimore-Towson, MD [12580]	75	47	1.2%
Cincinnati-Middletown, OH-KY-IN [17140]	75	45	1.2%
Cleveland-Elyria-Mentor, OH [17460]	73	61	1.2%
Washington-Arlington-Alexandria, DC-VA-MD-WV [47900]	73	53	1.2%
San Antonio, TX [41700]	68	45	1.1%
Durham, NC [20500]	64	41	1%

Laredo, TX [29700]	64	38	1%
Tampa-St. Petersburg-Clearwater, FL [45300]	59	47	0.9%
Bridgeport-Stamford-Norwalk, CT [14860]	59	39	0.9%
Detroit-Warren-Livonia, MI [19820]	55	37	0.9%
Raleigh-Cary, NC [39580]	55	35	0.9%
Denver-Aurora, CO [19740]	54	56	0.9%
Vallejo-Fairfield, CA [46700]	52	15	0.8%
Rochester, MN [40340]	47	45	0.8%
Modesto, CA [33700]	46	20	0.7%
Manchester-Nashua, NH [31700]	43	31	0.7%
Boulder, CO [14500]	40	42	0.6%
Rochester, NY [40380]	39	52	0.6%
Niles-Benton Harbor, MI [35660]	39	39	0.6%
Dayton, OH [19380]	39	19	0.6%
Cape Coral-Fort Myers, FL [15980]	38	29	0.6%
Columbus, OH [18140]	38	26	0.6%
Kalamazoo-Portage, MI [28020]	38	18	0.6%
Charlotte-Gastonia-Concord, NC-SC [16740]	37	27	0.6%
Portland-Vancouver-Beaverton, OR-WA [38900]	37	27	0.6%
New Haven-Milford, CT [35300]	37	24	0.6%
Akron, OH [10420]	36	31	0.6%
Naples-Marco Island, FL [34940]	36	28	0.6%
Pittsburgh, PA [38300]	34	21	0.5%
Oxnard-Thousand Oaks-Ventura, CA [37100]	33	21	0.5%
Winston-Salem, NC [49180]	32	37	0.5%
Iowa City, IA [26980]	32	33	0.5%
Reading, PA [39740]	31	10	0.5%
Trenton-Ewing, NJ [45940]	30	11	0.5%
Milwaukee-Waukesha-West Allis, WI [33340]	29	21	0.5%
New Orleans-Metairie-Kenner, LA [35380]	29	15	0.5%
Appleton, WI [11540]	29	6	0.5%
Stockton, CA [44700]	29	6	0.5%
Cedar Rapids, IA [16300]	28	35	0.5%
Hartford-West Hartford-East Hartford, CT [25540]	28	24	0.5%
Yuba City, CA [49700]	28	8	0.5%
Ann Arbor, MI [11460]	27	21	0.4%
Greeley, CO [24540]	27	20	0.4%
Evansville, IN-KY [21780]	26	41	0.4%
Syracuse, NY [45060]	26	10	0.4%
Barnstable Town, MA [12700]	24	8	0.4%
Provo-Orem, UT [39340]	23	22	0.4%
Tyler, TX [46340]	23	16	0.4%
St. Louis, MO-IL [41180]	22	24	0.4%
Fort Collins-Loveland, CO [22660]	21	13	0.3%
Springfield, MA [44140]	21	9	0.3%
Oshkosh-Neenah, WI [36780]	21	5	0.3%
Nashville-Davidson--Murfreesboro--Franklin, TN [34980]	20	19	0.3%
St. Cloud, MN [41060]	20	8	0.3%
Prescott, AZ [39140]	20	7	0.3%
Virginia Beach-Norfolk-Newport News, VA-NC [47260]	17	10	0.3%
Chattanooga, TN-GA [16860]	17	7	0.3%
Bakersfield, CA [12540]	17	5	0.3%
Buffalo-Niagara Falls, NY [15380]	16	15	0.3%
Madison, WI [31540]	16	14	0.3%
Palm Bay-Melbourne-Titusville, FL [37340]	16	14	0.3%
Oklahoma City, OK [36420]	16	11	0.3%
Birmingham-Hoover, AL [13820]	16	8	0.3%
Wilmington, NC [48900]	16	7	0.3%
Harrisburg-Carlisle, PA [25420]	16	3	0.3%
Greenville-Mauldin-Easley, SC [24860]	15	15	0.2%
Albuquerque, NM [10740]	15	10	0.2%
Toledo, OH [45780]	15	9	0.2%
Jacksonville, FL [27260]	14	13	0.2%
Port St. Lucie, FL [38940]	14	9	0.2%
Green Bay, WI [24580]	14	7	0.2%

Columbia, MO [17860]	14	5	0.2%
Redding, CA [39820]	14	4	0.2%
Orlando-Kissimmee, FL [36740]	13	11	0.2%
Canton-Massillon, OH [15940]	13	11	0.2%
Richmond, VA [40060]	12	9	0.2%
Greensboro-High Point, NC [24660]	12	6	0.2%
Gainesville, GA [23580]	12	6	0.2%
Ogden-Clearfield, UT [36260]	12	5	0.2%
Kansas City, MO-KS [28140]	11	7	0.2%
Knoxville, TN [28940]	10	23	0.2%
Charlottesville, VA [16820]	10	13	0.2%
Eugene-Springfield, OR [21660]	10	2	0.2%
Jackson, MS [27140]	9	10	0.1%
Las Vegas-Paradise, NV [29820]	9	7	0.1%
Rockford, IL [40420]	9	6	0.1%
Bremerton-Silverdale, WA [14740]	9	6	0.1%
Boise City-Nampa, ID [14260]	9	5	0.1%
Grand Rapids-Wyoming, MI [24340]	8	6	0.1%
San Luis Obispo-Paso Robles, CA [42020]	8	2	0.1%
Albany-Schenectady-Troy, NY [10580]	7	17	0.1%
Charleston-North Charleston, SC [16700]	7	7	0.1%
Tucson, AZ [46060]	7	6	0.1%
Reno-Sparks, NV [39900]	7	6	0.1%
Medford, OR [32780]	7	1	0.1%
Little Rock-North Little Rock-Conway, AR [30780]	6	9	0.1%
Racine, WI [39540]	6	7	0.1%
Omaha-Council Bluffs, NE-IA [36540]	6	5	0.1%
Lubbock, TX [31180]	6	5	0.1%
Peoria, IL [37900]	6	4	0.1%
Lancaster, PA [29540]	6	3	0.1%
Tulsa, OK [46140]	6	3	0.1%
Chico, CA [17020]	6	2	0.1%
Saginaw-Saginaw Township North, MI [40980]	5	3	0.1%
Lakeland, FL [29460]	5	2	0.1%
Merced, CA [32900]	5	2	0.1%
Columbia, SC [17900]	4	5	0.1%
Burlington-South Burlington, VT [15540]	4	5	0.1%
York-Hanover, PA [49620]	4	5	0.1%
Fresno, CA [23420]	4	4	0.1%
Spokane, WA [44060]	4	3	0.1%
Kingsport-Bristol-Bristol, TN-VA [28700]	4	3	0.1%
Pensacola-Ferry Pass-Brent, FL [37860]	4	3	0.1%
Columbus, GA-AL [17980]	4	2	0.1%
Duluth, MN-WI [20260]	4	2	0.1%
Brownsville-Harlingen, TX [15180]	4	1	0.1%
Lake Charles, LA [29340]	4	1	0.1%
Lexington-Fayette, KY [30460]	3	5	0%
Lansing-East Lansing, MI [29620]	3	3	0%
Spartanburg, SC [43900]	3	3	0%
Asheville, NC [11700]	3	2	0%
Salinas, CA [41500]	3	2	0%
Scranton--Wilkes-Barre, PA [42540]	3	2	0%
Johnson City, TN [27740]	3	2	0%
Huntington-Ashland, WV-KY-OH [26580]	3	1	0%
Utica-Rome, NY [46540]	2	3	0%
College Station-Bryan, TX [17780]	2	3	0%
Lafayette, LA [29180]	2	3	0%
Longview, TX [30980]	2	3	0%
Springfield, MO [44180]	2	3	0%
Athens-Clarke County, GA [12020]	2	2	0%
Charleston, WV [16620]	2	2	0%
Shreveport-Bossier City, LA [43340]	2	2	0%
Wichita, KS [48620]	2	2	0%
Des Moines-West Des Moines, IA [19780]	2	2	0%
Olympia, WA [36500]	2	2	0%

Fayetteville-Springdale-Rogers, AR-MO [22220]	2	2	0%
Bend, OR [13460]	2	2	0%
Bellingham, WA [13380]	2	1	0%
Sioux Falls, SD [43620]	2	1	0%

> DATA PROCESSING: GENERIC CONTROL SYSTEMS OR SPECIFIC APPLICATIONS [700] - {6269} : (218)

Metro Region	Patents	Inventors	% Of Class
San Jose-Sunnyvale-Santa Clara, CA [41940]	788	978	12.6%
San Francisco-Oakland-Fremont, CA [41860]	667	708	10.6%
Austin-Round Rock, TX [12420]	538	581	8.6%
Boston-Cambridge-Quincy, MA-NH [14460]	477	530	7.6%
New York-Northern New Jersey-Long Island, NY-NJ-PA [35620]	337	409	5.4%
Seattle-Tacoma-Bellevue, WA [42660]	330	493	5.3%
San Diego-Carlsbad-San Marcos, CA [41740]	239	287	3.8%
Chicago-Naperville-Joliet, IL-IN-WI [16980]	234	259	3.7%
Detroit-Warren-Livonia, MI [19820]	232	299	3.7%
Dallas-Fort Worth-Arlington, TX [19100]	209	243	3.3%
Atlanta-Sandy Springs-Marietta, GA [12060]	185	260	3%
Minneapolis-St. Paul-Bloomington, MN-WI [33460]	176	207	2.8%
Phoenix-Mesa-Scottsdale, AZ [38060]	173	213	2.8%
Durham, NC [20500]	142	197	2.3%
Cleveland-Elyria-Mentor, OH [17460]	142	149	2.3%
Raleigh-Cary, NC [39580]	138	184	2.2%
Houston-Sugar Land-Baytown, TX [26420]	132	183	2.1%
Milwaukee-Waukesha-West Allis, WI [33340]	123	113	2%
Pittsburgh, PA [38300]	121	161	1.9%
Portland-Vancouver-Beaverton, OR-WA [38900]	121	159	1.9%
Akron, OH [10420]	121	79	1.9%
Philadelphia-Camden-Wilmington, PA-NJ-DE-MD [37980]	114	146	1.8%
Washington-Arlington-Alexandria, DC-VA-MD-WV [47900]	113	130	1.8%
Santa Cruz-Watsonville, CA [42100]	104	69	1.7%
Denver-Aurora, CO [19740]	103	109	1.6%
Cincinnati-Middletown, OH-KY-IN [17140]	100	120	1.6%
Boulder, CO [14500]	93	110	1.5%
Bridgeport-Stamford-Norwalk, CT [14860]	85	91	1.4%
Ann Arbor, MI [11460]	84	83	1.3%
Albany-Schenectady-Troy, NY [10580]	77	101	1.2%
Manchester-Nashua, NH [31700]	73	61	1.2%
Greeley, CO [24540]	67	84	1.1%
Hartford-West Hartford-East Hartford, CT [25540]	65	98	1%
Oxnard-Thousand Oaks-Ventura, CA [37100]	63	61	1%
St. Louis, MO-IL [41180]	61	58	1%
Sacramento--Arden-Arcade--Roseville, CA [40900]	58	63	0.9%
Burlington-South Burlington, VT [15540]	55	72	0.9%
Tucson, AZ [46060]	54	73	0.9%
Indianapolis-Carmel, IN [26900]	52	88	0.8%
Riverside-San Bernardino-Ontario, CA [40140]	52	37	0.8%
Louisville/Jefferson County, KY-IN [31140]	51	100	0.8%
Fort Collins-Loveland, CO [22660]	51	70	0.8%
Miami-Fort Lauderdale-Pompano Beach, FL [33100]	49	57	0.8%
Rochester, NY [40380]	46	78	0.7%
Baltimore-Towson, MD [12580]	45	55	0.7%
Columbus, OH [18140]	44	78	0.7%
Palm Bay-Melbourne-Titusville, FL [37340]	44	41	0.7%
Worcester, MA [49340]	41	45	0.7%
Providence-New Bedford-Fall River, RI-MA [39300]	38	42	0.6%
Salt Lake City, UT [41620]	35	34	0.6%
San Antonio, TX [41700]	35	25	0.6%
Allentown-Bethlehem-Easton, PA-NJ [10900]	34	59	0.5%
Rochester, MN [40340]	34	46	0.5%

New Haven-Milford, CT [35300]	34	40	0.5%
Boise City-Nampa, ID [14260]	33	35	0.5%
Racine, WI [39540]	33	27	0.5%
Greenville-Mauldin-Easley, SC [24860]	32	53	0.5%
Charlottesville, VA [16820]	32	18	0.5%
Kingston, NY [28740]	32	18	0.5%
Binghamton, NY [13780]	31	63	0.5%
Modesto, CA [33700]	31	28	0.5%
Orlando-Kissimmee, FL [36740]	30	45	0.5%
Tampa-St. Petersburg-Clearwater, FL [45300]	30	32	0.5%
Peoria, IL [37900]	29	55	0.5%
Dayton, OH [19380]	28	30	0.4%
Las Vegas-Paradise, NV [29820]	27	25	0.4%
Appleton, WI [11540]	26	47	0.4%
Charlotte-Gastonia-Concord, NC-SC [16740]	26	41	0.4%
Provo-Orem, UT [39340]	26	24	0.4%
Trenton-Ewing, NJ [45940]	26	17	0.4%
Oshkosh-Neenah, WI [36780]	23	43	0.4%
Santa Rosa-Petaluma, CA [42220]	23	19	0.4%
Reno-Sparks, NV [39900]	22	30	0.4%
York-Hanover, PA [49620]	22	26	0.4%
South Bend-Mishawaka, IN-MI [43780]	22	14	0.4%
Kansas City, MO-KS [28140]	21	31	0.3%
Huntsville, AL [26620]	21	28	0.3%
Blacksburg-Christiansburg-Radford, VA [13980]	21	25	0.3%
Spartanburg, SC [43900]	21	23	0.3%
Wichita, KS [48620]	20	28	0.3%
Vallejo-Fairfield, CA [46700]	20	22	0.3%
Laredo, TX [29700]	20	15	0.3%
Roanoke, VA [40220]	19	28	0.3%
Grand Rapids-Wyoming, MI [24340]	18	29	0.3%
Des Moines-West Des Moines, IA [19780]	18	28	0.3%
Omaha-Council Bluffs, NE-IA [36540]	17	24	0.3%
Nashville-Davidson--Murfreesboro--Franklin, TN [34980]	17	19	0.3%
Elkhart-Goshen, IN [21140]	17	13	0.3%
Madison, WI [31540]	16	15	0.3%
Flint, MI [22420]	16	12	0.3%
Youngstown-Warren-Boardman, OH-PA [49660]	16	11	0.3%
Richmond, VA [40060]	15	26	0.2%
Spokane, WA [44060]	15	19	0.2%
Stockton, CA [44700]	15	13	0.2%
Reading, PA [39740]	15	13	0.2%
Oklahoma City, OK [36420]	15	13	0.2%
Norwich-New London, CT [35980]	15	11	0.2%
Knoxville, TN [28940]	14	19	0.2%
Springfield, MA [44140]	14	15	0.2%
Fresno, CA [23420]	14	13	0.2%
Saginaw-Saginaw Township North, MI [40980]	14	6	0.2%
Niles-Benton Harbor, MI [35660]	13	14	0.2%
Fargo, ND-MN [22020]	13	11	0.2%
Toledo, OH [45780]	12	14	0.2%
Greensboro-High Point, NC [24660]	12	12	0.2%
Colorado Springs, CO [17820]	12	6	0.2%
Kennewick-Richland-Pasco, WA [28420]	11	23	0.2%
Albuquerque, NM [10740]	11	22	0.2%
Winston-Salem, NC [49180]	11	19	0.2%
Lancaster, PA [29540]	11	12	0.2%
Champaign-Urbana, IL [16580]	11	11	0.2%
Tulsa, OK [46140]	11	11	0.2%
Cape Coral-Fort Myers, FL [15980]	11	8	0.2%
Chattanooga, TN-GA [16860]	10	22	0.2%
Birmingham-Hoover, AL [13820]	10	16	0.2%
Canton-Massillon, OH [15940]	10	8	0.2%
Syracuse, NY [45060]	9	18	0.1%
Tyler, TX [46340]	9	17	0.1%

Memphis, TN-MS-AR [32820]	9	16	0.1%
Buffalo-Niagara Falls, NY [15380]	9	16	0.1%
Virginia Beach-Norfolk-Newport News, VA-NC [47260]	9	13	0.1%
Kingsport-Bristol-Bristol, TN-VA [28700]	9	13	0.1%
San Luis Obispo-Paso Robles, CA [42020]	9	11	0.1%
Davenport-Moline-Rock Island, IA-IL [19340]	9	11	0.1%
Kalamazoo-Portage, MI [28020]	9	10	0.1%
Charleston-North Charleston, SC [16700]	9	8	0.1%
Green Bay, WI [24580]	9	4	0.1%
Asheville, NC [11700]	8	13	0.1%
Johnson City, TN [27740]	8	13	0.1%
Portland-South Portland-Biddeford, ME [38860]	8	11	0.1%
Cedar Rapids, IA [16300]	8	7	0.1%
Jackson, MS [27140]	8	2	0.1%
Erie, PA [21500]	7	9	0.1%
Barnstable Town, MA [12700]	7	8	0.1%
Olympia, WA [36500]	7	8	0.1%
Salinas, CA [41500]	7	7	0.1%
Jackson, MI [27100]	7	7	0.1%
Bremerton-Silverdale, WA [14740]	7	6	0.1%
Columbia, SC [17900]	7	6	0.1%
Ogden-Clearfield, UT [36260]	7	5	0.1%
Port St. Lucie, FL [38940]	7	4	0.1%
Waterloo-Cedar Falls, IA [47940]	6	18	0.1%
Jacksonville, FL [27260]	6	14	0.1%
Pensacola-Ferry Pass-Brent, FL [37860]	6	11	0.1%
Utica-Rome, NY [46540]	6	6	0.1%
Lynchburg, VA [31340]	6	5	0.1%
Salem, OR [41420]	6	4	0.1%
Yuba City, CA [49700]	6	4	0.1%
Lansing-East Lansing, MI [29620]	5	9	0.1%
Janesville, WI [27500]	5	7	0.1%
Augusta-Richmond County, GA-SC [12260]	5	7	0.1%
Lakeland, FL [29460]	5	6	0.1%
Burlington, NC [15500]	5	6	0.1%
Eugene-Springfield, OR [21660]	5	5	0.1%
Iowa City, IA [26980]	5	5	0.1%
Gainesville, GA [23580]	5	5	0.1%
Naples-Marco Island, FL [34940]	5	5	0.1%
Tuscaloosa, AL [46220]	5	4	0.1%
Las Cruces, NM [29740]	5	3	0.1%
Joplin, MO [27900]	4	9	0.1%
Lexington-Fayette, KY [30460]	4	5	0.1%
Gainesville, FL [23540]	4	5	0.1%
Fort Wayne, IN [23060]	4	4	0.1%
Shreveport-Bossier City, LA [43340]	4	3	0.1%
New Orleans-Metairie-Kenner, LA [35380]	4	3	0.1%
Wilmington, NC [48900]	4	3	0.1%
Bellingham, WA [13380]	4	2	0.1%
Lake Charles, LA [29340]	4	2	0.1%
Charleston, WV [16620]	3	6	0%
Tallahassee, FL [45220]	3	4	0%
St. Cloud, MN [41060]	3	3	0%
Hagerstown-Martinsburg, MD-WV [25180]	3	3	0%
Harrisburg-Carlisle, PA [25420]	3	3	0%
Lafayette, LA [29180]	3	2	0%
Baton Rouge, LA [12940]	3	2	0%
Scranton--Wilkes-Barre, PA [42540]	3	2	0%
Visalia-Porterville, CA [47300]	3	2	0%
Lincoln, NE [30700]	3	2	0%
Springfield, IL [44100]	3	2	0%
Punta Gorda, FL [39460]	3	1	0%
Columbia, MO [17860]	3	1	0%
McAllen-Edinburg-Mission, TX [32580]	3	1	0%
Amarillo, TX [11100]	2	3	0%

Lubbock, TX [31180]	2	3	0%
Little Rock-North Little Rock-Conway, AR [30780]	2	3	0%
Beaumont-Port Arthur, TX [13140]	2	2	0%
Sioux Falls, SD [43620]	2	2	0%
Longview, TX [30980]	2	2	0%
Yakima, WA [49420]	2	2	0%
Bloomington, IN [14020]	2	2	0%
Clarksville, TN-KY [17300]	2	2	0%
Gulfport-Biloxi, MS [25060]	2	2	0%
Hickory-Lenoir-Morganton, NC [25860]	2	2	0%
Midland, TX [33260]	2	2	0%
Topeka, KS [45820]	2	2	0%
Sioux City, IA-NE-SD [43580]	2	2	0%
Chico, CA [17020]	2	2	0%
Columbus, GA-AL [17980]	2	2	0%
Medford, OR [32780]	2	1	0%
Deltona-Daytona Beach-Ormond Beach, FL [19660]	2	1	0%

> DATA PROCESSING: VEHICLES, NAVIGATION, AND RELATIVE LOCATION [701] - {8837} : (218)

Metro Region	Patents	Inventors	% Of Class
Detroit-Warren-Livonia, MI [19820]	2514	2363	28.4%
Ann Arbor, MI [11460]	1168	787	13.2%
San Jose-Sunnyvale-Santa Clara, CA [41940]	665	590	7.5%
Seattle-Tacoma-Bellevue, WA [42660]	576	699	6.5%
San Francisco-Oakland-Fremont, CA [41860]	468	434	5.3%
Chicago-Naperville-Joliet, IL-IN-WI [16980]	348	396	3.9%
Peoria, IL [37900]	316	464	3.6%
Phoenix-Mesa-Scottsdale, AZ [38060]	313	348	3.5%
Flint, MI [22420]	300	169	3.4%
Washington-Arlington-Alexandria, DC-VA-MD-WV [47900]	257	273	2.9%
New York-Northern New Jersey-Long Island, NY-NJ-PA [35620]	245	221	2.8%
Indianapolis-Carmel, IN [26900]	224	228	2.5%
Boston-Cambridge-Quincy, MA-NH [14460]	210	230	2.4%
San Diego-Carlsbad-San Marcos, CA [41740]	198	220	2.2%
Kansas City, MO-KS [28140]	162	158	1.8%
Atlanta-Sandy Springs-Marietta, GA [12060]	158	135	1.8%
Dallas-Fort Worth-Arlington, TX [19100]	148	177	1.7%
Palm Bay-Melbourne-Titusville, FL [37340]	146	159	1.7%
Minneapolis-St. Paul-Bloomington, MN-WI [33460]	144	133	1.6%
Austin-Round Rock, TX [12420]	130	138	1.5%
Erie, PA [21500]	125	127	1.4%
Miami-Fort Lauderdale-Pompano Beach, FL [33100]	125	69	1.4%
Durham, NC [20500]	117	119	1.3%
Denver-Aurora, CO [19740]	116	120	1.3%
Cedar Rapids, IA [16300]	108	124	1.2%
Philadelphia-Camden-Wilmington, PA-NJ-DE-MD [37980]	107	114	1.2%
Raleigh-Cary, NC [39580]	102	108	1.2%
Columbus, OH [18140]	98	95	1.1%
Cleveland-Elyria-Mentor, OH [17460]	97	78	1.1%
Portland-Vancouver-Beaverton, OR-WA [38900]	96	79	1.1%
Lansing-East Lansing, MI [29620]	85	35	1%
Iowa City, IA [26980]	80	88	0.9%
Oxnard-Thousand Oaks-Ventura, CA [37100]	79	73	0.9%
Baltimore-Towson, MD [12580]	77	80	0.9%
Cincinnati-Middletown, OH-KY-IN [17140]	74	66	0.8%
Dayton, OH [19380]	73	64	0.8%
Santa Cruz-Watsonville, CA [42100]	73	51	0.8%
Albany-Schenectady-Troy, NY [10580]	69	80	0.8%
Tucson, AZ [46060]	63	66	0.7%
Milwaukee-Waukesha-West Allis, WI [33340]	62	86	0.7%
Grand Rapids-Wyoming, MI [24340]	58	56	0.7%



Saginaw-Saginaw Township North, MI [40980]	57	42	0.6%
Kalamazoo-Portage, MI [28020]	56	59	0.6%
Houston-Sugar Land-Baytown, TX [26420]	56	58	0.6%
Davenport-Moline-Rock Island, IA-IL [19340]	55	62	0.6%
Boulder, CO [14500]	53	51	0.6%
Jackson, MI [27100]	53	20	0.6%
Pittsburgh, PA [38300]	50	73	0.6%
Riverside-San Bernardino-Ontario, CA [40140]	50	48	0.6%
Oshkosh-Neenah, WI [36780]	48	30	0.5%
Binghamton, NY [13780]	47	60	0.5%
Hartford-West Hartford-East Hartford, CT [25540]	47	53	0.5%
Tampa-St. Petersburg-Clearwater, FL [45300]	47	50	0.5%
Albuquerque, NM [10740]	45	67	0.5%
Akron, OH [10420]	45	28	0.5%
Fargo, ND-MN [22020]	45	26	0.5%
Lancaster, PA [29540]	40	42	0.5%
Des Moines-West Des Moines, IA [19780]	39	44	0.4%
Waterloo-Cedar Falls, IA [47940]	39	41	0.4%
Greenville-Mauldin-Easley, SC [24860]	37	47	0.4%
Manchester-Nashua, NH [31700]	37	27	0.4%
Modesto, CA [33700]	37	24	0.4%
Charlotte-Gastonia-Concord, NC-SC [16740]	36	38	0.4%
San Antonio, TX [41700]	36	36	0.4%
Port St. Lucie, FL [38940]	36	20	0.4%
Appleton, WI [11540]	36	20	0.4%
New Haven-Milford, CT [35300]	34	34	0.4%
Jacksonville, FL [27260]	33	16	0.4%
Laredo, TX [29700]	31	30	0.4%
Bridgeport-Stamford-Norwalk, CT [14860]	30	32	0.3%
Rochester, NY [40380]	29	45	0.3%
Fort Wayne, IN [23060]	29	38	0.3%
St. Louis, MO-IL [41180]	29	35	0.3%
Bloomington, IN [14020]	29	21	0.3%
Charlottesville, VA [16820]	28	10	0.3%
Orlando-Kissimmee, FL [36740]	27	23	0.3%
Greeley, CO [24540]	26	23	0.3%
Virginia Beach-Norfolk-Newport News, VA-NC [47260]	22	22	0.2%
Racine, WI [39540]	21	23	0.2%
Provo-Orem, UT [39340]	21	21	0.2%
Athens-Clarke County, GA [12020]	21	3	0.2%
Greensboro-High Point, NC [24660]	20	27	0.2%
Syracuse, NY [45060]	20	21	0.2%
Louisville/Jefferson County, KY-IN [31140]	20	14	0.2%
Bremerton-Silverdale, WA [14740]	20	13	0.2%
Trenton-Ewing, NJ [45940]	19	15	0.2%
Topeka, KS [45820]	19	14	0.2%
Colorado Springs, CO [17820]	18	19	0.2%
Rochester, MN [40340]	18	17	0.2%
York-Hanover, PA [49620]	18	9	0.2%
Springfield, MO [44180]	18	1	0.2%
Salt Lake City, UT [41620]	17	21	0.2%
Bakersfield, CA [12540]	17	15	0.2%
Fort Collins-Loveland, CO [22660]	17	13	0.2%
Huntsville, AL [26620]	16	23	0.2%
Sacramento--Arden-Arcade--Roseville, CA [40900]	16	21	0.2%
Memphis, TN-MS-AR [32820]	16	15	0.2%
Madison, WI [31540]	15	13	0.2%
State College, PA [44300]	15	13	0.2%
Deltona-Daytona Beach-Ormond Beach, FL [19660]	15	10	0.2%
Reading, PA [39740]	15	6	0.2%
Worcester, MA [49340]	14	16	0.2%
Las Vegas-Paradise, NV [29820]	14	15	0.2%
Wichita, KS [48620]	14	12	0.2%
Omaha-Council Bluffs, NE-IA [36540]	14	11	0.2%
Spartanburg, SC [43900]	13	15	0.1%

Nashville-Davidson--Murfreesboro--Franklin, TN [34980]	13	9	0.1%
Harrisburg-Carlisle, PA [25420]	13	9	0.1%
Santa Rosa-Petaluma, CA [42220]	12	7	0.1%
Providence-New Bedford-Fall River, RI-MA [39300]	11	19	0.1%
Salinas, CA [41500]	11	14	0.1%
Rockford, IL [40420]	11	11	0.1%
Salem, OR [41420]	11	10	0.1%
Richmond, VA [40060]	10	15	0.1%
Winston-Salem, NC [49180]	10	12	0.1%
Oklahoma City, OK [36420]	10	12	0.1%
New Orleans-Metairie-Kenner, LA [35380]	9	21	0.1%
South Bend-Mishawaka, IN-MI [43780]	9	11	0.1%
Knoxville, TN [28940]	9	11	0.1%
Allentown-Bethlehem-Easton, PA-NJ [10900]	9	7	0.1%
Toledo, OH [45780]	9	5	0.1%
Corpus Christi, TX [18580]	9	3	0.1%
Blacksburg-Christiansburg-Radford, VA [13980]	8	12	0.1%
Spokane, WA [44060]	8	11	0.1%
Springfield, MA [44140]	8	9	0.1%
Janesville, WI [27500]	8	9	0.1%
Tallahassee, FL [45220]	8	8	0.1%
Buffalo-Niagara Falls, NY [15380]	7	9	0.1%
Tulsa, OK [46140]	7	9	0.1%
Vallejo-Fairfield, CA [46700]	7	7	0.1%
Portland-South Portland-Biddeford, ME [38860]	7	7	0.1%
El Paso, TX [21340]	7	7	0.1%
Las Cruces, NM [29740]	7	7	0.1%
Champaign-Urbana, IL [16580]	7	6	0.1%
Niles-Benton Harbor, MI [35660]	7	3	0.1%
Roanoke, VA [40220]	6	9	0.1%
San Luis Obispo-Paso Robles, CA [42020]	6	7	0.1%
Panama City-Lynn Haven, FL [37460]	6	6	0.1%
Asheville, NC [11700]	6	6	0.1%
Cape Coral-Fort Myers, FL [15980]	6	6	0.1%
Montgomery, AL [33860]	5	11	0.1%
Little Rock-North Little Rock-Conway, AR [30780]	5	9	0.1%
Augusta-Richmond County, GA-SC [12260]	5	9	0.1%
Ocala, FL [36100]	5	7	0.1%
Greenville, NC [24780]	5	7	0.1%
Bellingham, WA [13380]	5	6	0.1%
Reno-Sparks, NV [39900]	5	6	0.1%
Columbia, SC [17900]	5	6	0.1%
Longview, TX [30980]	5	4	0.1%
Stockton, CA [44700]	5	4	0.1%
Ogden-Clearfield, UT [36260]	5	4	0.1%
Savannah, GA [42340]	4	9	0%
Canton-Massillon, OH [15940]	4	6	0%
Sioux Falls, SD [43620]	4	5	0%
Yuba City, CA [49700]	4	5	0%
Jackson, MS [27140]	4	5	0%
Norwich-New London, CT [35980]	4	5	0%
Terre Haute, IN [45460]	4	4	0%
Fresno, CA [23420]	4	4	0%
Hickory-Lenoir-Morganton, NC [25860]	4	4	0%
Boise City-Nampa, ID [14260]	4	3	0%
Gainesville, GA [23580]	4	3	0%
Elkhart-Goshen, IN [21140]	4	2	0%
Chattanooga, TN-GA [16860]	4	2	0%
Kennewick-Richland-Pasco, WA [28420]	3	9	0%
Lakeland, FL [29460]	3	4	0%
Evansville, IN-KY [21780]	3	3	0%
Merced, CA [32900]	3	3	0%
Hagerstown-Martinsburg, MD-WV [25180]	3	3	0%
Barnstable Town, MA [12700]	3	3	0%
Naples-Marco Island, FL [34940]	3	3	0%

Duluth, MN-WI [20260]	3	3	0%
Tyler, TX [46340]	3	2	0%
Pueblo, CO [39380]	3	1	0%
Burlington-South Burlington, VT [15540]	2	5	0%
Medford, OR [32780]	2	5	0%
Lafayette, LA [29180]	2	4	0%
Baton Rouge, LA [12940]	2	3	0%
Fayetteville, NC [22180]	2	3	0%
Eugene-Springfield, OR [21660]	2	3	0%
Burlington, NC [15500]	2	3	0%
Green Bay, WI [24580]	2	3	0%
Youngstown-Warren-Boardman, OH-PA [49660]	2	3	0%
Midland, TX [33260]	2	3	0%
Lake Havasu City-Kingman, AZ [29420]	2	2	0%
Birmingham-Hoover, AL [13820]	2	2	0%
Visalia-Porterville, CA [47300]	2	2	0%
Fayetteville-Springdale-Rogers, AR-MO [22220]	2	2	0%
Scranton--Wilkes-Barre, PA [42540]	2	2	0%
Prescott, AZ [39140]	2	2	0%
Columbia, MO [17860]	2	2	0%
Fort Smith, AR-OK [22900]	2	1	0%
Wilmington, NC [48900]	2	1	0%
Clarksville, TN-KY [17300]	2	1	0%

> DATA PROCESSING: MEASURING, CALIBRATING, OR TESTING [702] - {8792} : (223)

Metro Region	Patents	Inventors	% Of Class
San Jose-Sunnyvale-Santa Clara, CA [41940]	1191	1429	13.5%
San Francisco-Oakland-Fremont, CA [41860]	1113	1106	12.7%
Houston-Sugar Land-Baytown, TX [26420]	745	952	8.5%
New York-Northern New Jersey-Long Island, NY-NJ-PA [35620]	643	730	7.3%
Boston-Cambridge-Quincy, MA-NH [14460]	626	764	7.1%
Seattle-Tacoma-Bellevue, WA [42660]	424	596	4.8%
Austin-Round Rock, TX [12420]	407	568	4.6%
San Diego-Carlsbad-San Marcos, CA [41740]	369	462	4.2%
Portland-Vancouver-Beaverton, OR-WA [38900]	266	344	3%
Boulder, CO [14500]	263	272	3%
Chicago-Naperville-Joliet, IL-IN-WI [16980]	244	287	2.8%
Dallas-Fort Worth-Arlington, TX [19100]	231	291	2.6%
Washington-Arlington-Alexandria, DC-VA-MD-WV [47900]	224	284	2.5%
Phoenix-Mesa-Scottsdale, AZ [38060]	213	275	2.4%
Denver-Aurora, CO [19740]	197	197	2.2%
Detroit-Warren-Livonia, MI [19820]	193	302	2.2%
Atlanta-Sandy Springs-Marietta, GA [12060]	181	235	2.1%
Durham, NC [20500]	178	279	2%
Minneapolis-St. Paul-Bloomington, MN-WI [33460]	178	177	2%
Raleigh-Cary, NC [39580]	163	254	1.9%
Greeley, CO [24540]	159	183	1.8%
Philadelphia-Camden-Wilmington, PA-NJ-DE-MD [37980]	156	208	1.8%
Fort Collins-Loveland, CO [22660]	143	172	1.6%
Albany-Schenectady-Troy, NY [10580]	141	210	1.6%
Hartford-West Hartford-East Hartford, CT [25540]	111	112	1.3%
Santa Cruz-Watsonville, CA [42100]	111	99	1.3%
Bridgeport-Stamford-Norwalk, CT [14860]	101	85	1.1%
Burlington-South Burlington, VT [15540]	100	164	1.1%
Ann Arbor, MI [11460]	99	128	1.1%
Modesto, CA [33700]	99	67	1.1%
Baltimore-Towson, MD [12580]	94	114	1.1%
Pittsburgh, PA [38300]	89	127	1%
Milwaukee-Waukesha-West Allis, WI [33340]	84	117	1%
Oxnard-Thousand Oaks-Ventura, CA [37100]	84	87	1%
New Haven-Milford, CT [35300]	82	75	0.9%

Indianapolis-Carmel, IN [26900]	81	106	0.9%
Rochester, NY [40380]	80	149	0.9%
Worcester, MA [49340]	79	84	0.9%
Cincinnati-Middletown, OH-KY-IN [17140]	78	141	0.9%
Knoxville, TN [28940]	76	95	0.9%
Manchester-Nashua, NH [31700]	70	84	0.8%
Columbus, OH [18140]	69	75	0.8%
Sacramento--Arden-Arcade--Roseville, CA [40900]	66	76	0.8%
Tucson, AZ [46060]	65	90	0.7%
Kansas City, MO-KS [28140]	65	75	0.7%
St. Louis, MO-IL [41180]	64	55	0.7%
Providence-New Bedford-Fall River, RI-MA [39300]	59	64	0.7%
Cleveland-Elyria-Mentor, OH [17460]	58	76	0.7%
Colorado Springs, CO [17820]	54	61	0.6%
Santa Rosa-Petaluma, CA [42220]	53	62	0.6%
Riverside-San Bernardino-Ontario, CA [40140]	53	57	0.6%
Palm Bay-Melbourne-Titusville, FL [37340]	52	80	0.6%
Albuquerque, NM [10740]	51	73	0.6%
Miami-Fort Lauderdale-Pompano Beach, FL [33100]	50	63	0.6%
Orlando-Kissimmee, FL [36740]	49	68	0.6%
Trenton-Ewing, NJ [45940]	47	45	0.5%
Madison, WI [31540]	45	60	0.5%
Rochester, MN [40340]	44	85	0.5%
San Antonio, TX [41700]	44	54	0.5%
Akron, OH [10420]	44	53	0.5%
Greenville-Mauldin-Easley, SC [24860]	42	63	0.5%
Peoria, IL [37900]	41	90	0.5%
Boise City-Nampa, ID [14260]	41	56	0.5%
Salt Lake City, UT [41620]	40	53	0.5%
Nashville-Davidson--Murfreesboro--Franklin, TN [34980]	39	32	0.4%
Tampa-St. Petersburg-Clearwater, FL [45300]	38	44	0.4%
Laredo, TX [29700]	35	44	0.4%
Charlotte-Gastonia-Concord, NC-SC [16740]	34	44	0.4%
Huntsville, AL [26620]	30	25	0.3%
Allentown-Bethlehem-Easton, PA-NJ [10900]	29	34	0.3%
Tulsa, OK [46140]	28	34	0.3%
Racine, WI [39540]	28	28	0.3%
Flint, MI [22420]	27	27	0.3%
Dayton, OH [19380]	27	20	0.3%
State College, PA [44300]	26	38	0.3%
Midland, TX [33260]	26	13	0.3%
Gainesville, FL [23540]	23	29	0.3%
Salinas, CA [41500]	23	13	0.3%
Kalamazoo-Portage, MI [28020]	22	27	0.3%
South Bend-Mishawaka, IN-MI [43780]	22	25	0.3%
Little Rock-North Little Rock-Conway, AR [30780]	21	30	0.2%
Champaign-Urbana, IL [16580]	21	24	0.2%
Blacksburg-Christiansburg-Radford, VA [13980]	21	21	0.2%
Kingston, NY [28740]	21	17	0.2%
Springfield, MA [44140]	21	15	0.2%
Reno-Sparks, NV [39900]	20	21	0.2%
Richmond, VA [40060]	19	25	0.2%
Charlottesville, VA [16820]	19	24	0.2%
Louisville/Jefferson County, KY-IN [31140]	18	28	0.2%
College Station-Bryan, TX [17780]	18	26	0.2%
Grand Rapids-Wyoming, MI [24340]	18	21	0.2%
Virginia Beach-Norfolk-Newport News, VA-NC [47260]	17	26	0.2%
Spartanburg, SC [43900]	17	20	0.2%
Oklahoma City, OK [36420]	17	17	0.2%
New Orleans-Metairie-Kenner, LA [35380]	16	20	0.2%
Roanoke, VA [40220]	16	19	0.2%
Spokane, WA [44060]	16	16	0.2%
Iowa City, IA [26980]	15	23	0.2%
Greensboro-High Point, NC [24660]	15	19	0.2%
Vallejo-Fairfield, CA [46700]	15	17	0.2%

Kennewick-Richland-Pasco, WA [28420]	14	35	0.2%
Syracuse, NY [45060]	14	25	0.2%
Lexington-Fayette, KY [30460]	14	23	0.2%
Omaha-Council Bluffs, NE-IA [36540]	14	21	0.2%
Elkhart-Goshen, IN [21140]	14	15	0.2%
Topeka, KS [45820]	13	9	0.1%
Wichita, KS [48620]	12	19	0.1%
Bremerton-Silverdale, WA [14740]	12	16	0.1%
Lansing-East Lansing, MI [29620]	12	13	0.1%
Fargo, ND-MN [22020]	12	13	0.1%
Stockton, CA [44700]	12	10	0.1%
Yuba City, CA [49700]	12	7	0.1%
Janesville, WI [27500]	12	5	0.1%
Eau Claire, WI [20740]	11	14	0.1%
Ogden-Clearfield, UT [36260]	11	8	0.1%
Port St. Lucie, FL [38940]	11	5	0.1%
Provo-Orem, UT [39340]	10	21	0.1%
Gulfport-Biloxi, MS [25060]	10	11	0.1%
Portland-South Portland-Biddeford, ME [38860]	10	11	0.1%
Bloomington, IN [14020]	10	10	0.1%
Bakersfield, CA [12540]	9	23	0.1%
Cedar Rapids, IA [16300]	9	17	0.1%
Lynchburg, VA [31340]	9	16	0.1%
Canton-Massillon, OH [15940]	9	15	0.1%
Kingsport-Bristol-Bristol, TN-VA [28700]	9	13	0.1%
Las Vegas-Paradise, NV [29820]	9	13	0.1%
Buffalo-Niagara Falls, NY [15380]	9	13	0.1%
Johnson City, TN [27740]	9	12	0.1%
Binghamton, NY [13780]	9	12	0.1%
Columbia, SC [17900]	9	10	0.1%
Baton Rouge, LA [12940]	9	9	0.1%
Erie, PA [21500]	8	20	0.1%
Lincoln, NE [30700]	8	12	0.1%
Asheville, NC [11700]	8	11	0.1%
Winston-Salem, NC [49180]	8	11	0.1%
Norwich-New London, CT [35980]	8	9	0.1%
Reading, PA [39740]	8	8	0.1%
Anchorage, AK [11260]	8	8	0.1%
Toledo, OH [45780]	8	8	0.1%
Cape Coral-Fort Myers, FL [15980]	8	7	0.1%
Salem, OR [41420]	8	4	0.1%
Eugene-Springfield, OR [21660]	7	9	0.1%
Jacksonville, FL [27260]	7	9	0.1%
Tallahassee, FL [45220]	7	8	0.1%
Lafayette, LA [29180]	7	7	0.1%
Barnstable Town, MA [12700]	7	6	0.1%
Burlington, NC [15500]	7	6	0.1%
Olympia, WA [36500]	7	6	0.1%
Rockford, IL [40420]	7	6	0.1%
Memphis, TN-MS-AR [32820]	6	14	0.1%
Fort Wayne, IN [23060]	6	11	0.1%
Des Moines-West Des Moines, IA [19780]	6	9	0.1%
York-Hanover, PA [49620]	6	7	0.1%
Lancaster, PA [29540]	6	6	0.1%
Punta Gorda, FL [39460]	6	5	0.1%
Bend, OR [13460]	6	5	0.1%
Birmingham-Hoover, AL [13820]	6	4	0.1%
Jackson, MI [27100]	6	4	0.1%
Sioux Falls, SD [43620]	6	1	0.1%
Youngstown-Warren-Boardman, OH-PA [49660]	5	10	0.1%
San Luis Obispo-Paso Robles, CA [42020]	5	7	0.1%
Niles-Benton Harbor, MI [35660]	5	7	0.1%
Las Cruces, NM [29740]	5	7	0.1%
Panama City-Lynn Haven, FL [37460]	5	6	0.1%
Jackson, MS [27140]	5	5	0.1%

Charleston-North Charleston, SC [16700]	5	5	0.1%
Lakeland, FL [29460]	5	4	0.1%
Athens-Clarke County, GA [12020]	4	7	0%
Montgomery, AL [33860]	4	6	0%
Columbia, MO [17860]	4	5	0%
Oshkosh-Neenah, WI [36780]	4	5	0%
Appleton, WI [11540]	4	5	0%
Springfield, IL [44100]	4	4	0%
Gainesville, GA [23580]	4	3	0%
Hagerstown-Martinsburg, MD-WV [25180]	4	3	0%
Augusta-Richmond County, GA-SC [12260]	4	3	0%
Chico, CA [17020]	4	2	0%
Waterloo-Cedar Falls, IA [47940]	3	5	0%
El Paso, TX [21340]	3	5	0%
Hickory-Lenoir-Morganton, NC [25860]	3	5	0%
Waco, TX [47380]	3	4	0%
Utica-Rome, NY [46540]	3	4	0%
Mobile, AL [33660]	3	3	0%
Tyler, TX [46340]	3	3	0%
Bellingham, WA [13380]	3	3	0%
St. Cloud, MN [41060]	3	3	0%
Davenport-Moline-Rock Island, IA-IL [19340]	3	3	0%
Wilmington, NC [48900]	3	2	0%
Bowling Green, KY [14540]	3	2	0%
Corpus Christi, TX [18580]	2	7	0%
Huntington-Ashland, WV-KY-OH [26580]	2	4	0%
Sioux City, IA-NE-SD [43580]	2	4	0%
Harrisburg-Carlisle, PA [25420]	2	4	0%
Saginaw-Saginaw Township North, MI [40980]	2	3	0%
Muskegon-Norton Shores, MI [34740]	2	3	0%
Deltona-Daytona Beach-Ormond Beach, FL [19660]	2	2	0%
Fayetteville-Springdale-Rogers, AR-MO [22220]	2	2	0%
Fayetteville, NC [22180]	2	2	0%
Lubbock, TX [31180]	2	2	0%
Beaumont-Port Arthur, TX [13140]	2	2	0%
Macon, GA [31420]	2	2	0%
Ocala, FL [36100]	2	1	0%

> DATA PROCESSING: STRUCTURAL DESIGN, MODELING, SIMULATION, AND EMULATION [703] - {4050} : (184)

Metro Region	Patents	Inventors	% Of Class
San Jose-Sunnyvale-Santa Clara, CA [41940]	775	898	19.1%
San Francisco-Oakland-Fremont, CA [41860]	534	617	13.2%
Boston-Cambridge-Quincy, MA-NH [14460]	459	517	11.3%
New York-Northern New Jersey-Long Island, NY-NJ-PA [35620]	368	466	9.1%
Houston-Sugar Land-Baytown, TX [26420]	311	437	7.7%
Seattle-Tacoma-Bellevue, WA [42660]	288	421	7.1%
Austin-Round Rock, TX [12420]	254	328	6.3%
Detroit-Warren-Livonia, MI [19820]	122	168	3%
Dallas-Fort Worth-Arlington, TX [19100]	113	156	2.8%
Boulder, CO [14500]	87	100	2.1%
San Diego-Carlsbad-San Marcos, CA [41740]	85	115	2.1%
Washington-Arlington-Alexandria, DC-VA-MD-WV [47900]	81	131	2%
Portland-Vancouver-Beaverton, OR-WA [38900]	80	103	2%
Denver-Aurora, CO [19740]	78	73	1.9%
Durham, NC [20500]	77	102	1.9%
Worcester, MA [49340]	77	70	1.9%
Phoenix-Mesa-Scottsdale, AZ [38060]	71	88	1.8%
Greeley, CO [24540]	70	75	1.7%
Ann Arbor, MI [11460]	69	86	1.7%
Santa Cruz-Watsonville, CA [42100]	69	61	1.7%

Raleigh-Cary, NC [39580]	66	87	1.6%
Fort Collins-Loveland, CO [22660]	64	74	1.6%
Philadelphia-Camden-Wilmington, PA-NJ-DE-MD [37980]	59	79	1.5%
Cincinnati-Middletown, OH-KY-IN [17140]	57	89	1.4%
Chicago-Naperville-Joliet, IL-IN-WI [16980]	56	71	1.4%
Burlington-South Burlington, VT [15540]	53	97	1.3%
Atlanta-Sandy Springs-Marietta, GA [12060]	53	59	1.3%
Trenton-Ewing, NJ [45940]	50	35	1.2%
Pittsburgh, PA [38300]	47	61	1.2%
Modesto, CA [33700]	44	33	1.1%
Albany-Schenectady-Troy, NY [10580]	42	61	1%
Rochester, MN [40340]	38	49	0.9%
Minneapolis-St. Paul-Bloomington, MN-WI [33460]	38	35	0.9%
Bridgeport-Stamford-Norwalk, CT [14860]	36	37	0.9%
Baltimore-Towson, MD [12580]	35	48	0.9%
Manchester-Nashua, NH [31700]	34	42	0.8%
Palm Bay-Melbourne-Titusville, FL [37340]	28	40	0.7%
Hartford-West Hartford-East Hartford, CT [25540]	27	41	0.7%
Kansas City, MO-KS [28140]	27	25	0.7%
St. Louis, MO-IL [41180]	26	30	0.6%
Cleveland-Elyria-Mentor, OH [17460]	26	30	0.6%
Miami-Fort Lauderdale-Pompano Beach, FL [33100]	23	30	0.6%
Milwaukee-Waukesha-West Allis, WI [33340]	22	31	0.5%
Albuquerque, NM [10740]	21	35	0.5%
Riverside-San Bernardino-Ontario, CA [40140]	21	21	0.5%
Boise City-Nampa, ID [14260]	21	19	0.5%
Kingston, NY [28740]	21	15	0.5%
Akron, OH [10420]	20	24	0.5%
Orlando-Kissimmee, FL [36740]	20	24	0.5%
Wilmington, NC [48900]	19	29	0.5%
Providence-New Bedford-Fall River, RI-MA [39300]	19	21	0.5%
Columbus, OH [18140]	17	26	0.4%
San Antonio, TX [41700]	17	24	0.4%
Champaign-Urbana, IL [16580]	17	18	0.4%
Nashville-Davidson--Murfreesboro--Franklin, TN [34980]	16	24	0.4%
Charlotte-Gastonia-Concord, NC-SC [16740]	16	24	0.4%
Sacramento--Arden-Arcade--Roseville, CA [40900]	16	19	0.4%
Oxnard-Thousand Oaks-Ventura, CA [37100]	16	18	0.4%
Peoria, IL [37900]	15	26	0.4%
Rochester, NY [40380]	14	21	0.3%
Colorado Springs, CO [17820]	14	18	0.3%
Binghamton, NY [13780]	14	18	0.3%
Santa Rosa-Petaluma, CA [42220]	14	13	0.3%
Laredo, TX [29700]	13	19	0.3%
Virginia Beach-Norfolk-Newport News, VA-NC [47260]	13	16	0.3%
Blacksburg-Christiansburg-Radford, VA [13980]	13	15	0.3%
Allentown-Bethlehem-Easton, PA-NJ [10900]	13	11	0.3%
Tucson, AZ [46060]	12	21	0.3%
Indianapolis-Carmel, IN [26900]	12	14	0.3%
Tulsa, OK [46140]	12	13	0.3%
Provo-Orem, UT [39340]	12	12	0.3%
Reno-Sparks, NV [39900]	12	10	0.3%
Greenville-Mauldin-Easley, SC [24860]	11	21	0.3%
Madison, WI [31540]	11	18	0.3%
Salt Lake City, UT [41620]	11	18	0.3%
Dayton, OH [19380]	11	13	0.3%
New Haven-Milford, CT [35300]	11	10	0.3%
Richmond, VA [40060]	10	13	0.2%
College Station-Bryan, TX [17780]	10	11	0.2%
Roanoke, VA [40220]	10	7	0.2%
Lexington-Fayette, KY [30460]	9	13	0.2%
Springfield, MA [44140]	9	5	0.2%
State College, PA [44300]	8	11	0.2%
Saginaw-Saginaw Township North, MI [40980]	8	9	0.2%
Charlottesville, VA [16820]	8	9	0.2%

Winston-Salem, NC [49180]	8	5	0.2%
Scranton--Wilkes-Barre, PA [42540]	8	3	0.2%
Tampa-St. Petersburg-Clearwater, FL [45300]	7	9	0.2%
Gainesville, FL [23540]	7	8	0.2%
Huntsville, AL [26620]	7	6	0.2%
Omaha-Council Bluffs, NE-IA [36540]	7	6	0.2%
Wichita, KS [48620]	6	14	0.1%
Canton-Massillon, OH [15940]	6	6	0.1%
Flint, MI [22420]	6	6	0.1%
Stockton, CA [44700]	6	5	0.1%
Olympia, WA [36500]	6	5	0.1%
Ogden-Clearfield, UT [36260]	6	5	0.1%
Knoxville, TN [28940]	5	9	0.1%
Grand Rapids-Wyoming, MI [24340]	5	6	0.1%
Salinas, CA [41500]	5	5	0.1%
Las Vegas-Paradise, NV [29820]	5	5	0.1%
Topeka, KS [45820]	5	4	0.1%
Reading, PA [39740]	5	4	0.1%
Lancaster, PA [29540]	5	3	0.1%
Hickory-Lenoir-Morganton, NC [25860]	5	1	0.1%
Appleton, WI [11540]	4	9	0.1%
Oshkosh-Neenah, WI [36780]	4	9	0.1%
Lansing-East Lansing, MI [29620]	4	6	0.1%
Kennewick-Richland-Pasco, WA [28420]	4	4	0.1%
Yuba City, CA [49700]	4	4	0.1%
Tallahassee, FL [45220]	4	4	0.1%
Louisville/Jefferson County, KY-IN [31140]	4	3	0.1%
Racine, WI [39540]	4	3	0.1%
Spokane, WA [44060]	4	3	0.1%
Chattanooga, TN-GA [16860]	4	2	0.1%
Eau Claire, WI [20740]	3	6	0.1%
Kingsport-Bristol-Bristol, TN-VA [28700]	3	6	0.1%
Johnson City, TN [27740]	3	6	0.1%
New Orleans-Metairie-Kenner, LA [35380]	3	4	0.1%
Anchorage, AK [11260]	3	3	0.1%
Davenport-Moline-Rock Island, IA-IL [19340]	3	3	0.1%
Portland-South Portland-Biddeford, ME [38860]	3	3	0.1%
Ocala, FL [36100]	3	3	0.1%
Gainesville, GA [23580]	3	2	0.1%
Lakeland, FL [29460]	3	2	0.1%
Youngstown-Warren-Boardman, OH-PA [49660]	3	1	0.1%
Oklahoma City, OK [36420]	2	5	0%
Bakersfield, CA [12540]	2	5	0%
Greensboro-High Point, NC [24660]	2	4	0%
Gulfport-Biloxi, MS [25060]	2	4	0%
Bloomington, IN [14020]	2	4	0%
Iowa City, IA [26980]	2	4	0%
Barnstable Town, MA [12700]	2	3	0%
Fort Wayne, IN [23060]	2	3	0%
Cedar Rapids, IA [16300]	2	3	0%
Utica-Rome, NY [46540]	2	3	0%
Athens-Clarke County, GA [12020]	2	2	0%
South Bend-Mishawaka, IN-MI [43780]	2	2	0%
Fargo, ND-MN [22020]	2	2	0%
Columbia, SC [17900]	2	2	0%
Norwich-New London, CT [35980]	2	2	0%
Jackson, MI [27100]	2	2	0%
Rockford, IL [40420]	2	2	0%
Memphis, TN-MS-AR [32820]	2	2	0%
Las Cruces, NM [29740]	2	2	0%
Kalamazoo-Portage, MI [28020]	2	2	0%
Toledo, OH [45780]	2	2	0%
Lincoln, NE [30700]	2	1	0%
Beaumont-Port Arthur, TX [13140]	2	1	0%



> DATA PROCESSING: SPEECH SIGNAL PROCESSING, LINGUISTICS, LANGUAGE TRANSLATION, AND AUDIO COMPRESSION/DECOMPRESSION [704] - {5158} : (150)

Metro Region	Patents	Inventors	% Of Class
New York-Northern New Jersey-Long Island, NY-NJ-PA [35620]	1048	750	20.3%
Seattle-Tacoma-Bellevue, WA [42660]	892	816	17.3%
San Jose-Sunnyvale-Santa Clara, CA [41940]	868	846	16.8%
San Francisco-Oakland-Fremont, CA [41860]	741	636	14.4%
Boston-Cambridge-Quincy, MA-NH [14460]	405	411	7.9%
Miami-Fort Lauderdale-Pompano Beach, FL [33100]	273	173	5.3%
San Diego-Carlsbad-San Marcos, CA [41740]	231	196	4.5%
Austin-Round Rock, TX [12420]	187	198	3.6%
Chicago-Naperville-Joliet, IL-IN-WI [16980]	180	182	3.5%
Dallas-Fort Worth-Arlington, TX [19100]	114	102	2.2%
Washington-Arlington-Alexandria, DC-VA-MD-WV [47900]	113	114	2.2%
Bridgeport-Stamford-Norwalk, CT [14860]	93	56	1.8%
Santa Cruz-Watsonville, CA [42100]	92	48	1.8%
Atlanta-Sandy Springs-Marietta, GA [12060]	87	83	1.7%
Pittsburgh, PA [38300]	87	78	1.7%
Portland-Vancouver-Beaverton, OR-WA [38900]	83	79	1.6%
Durham, NC [20500]	79	102	1.5%
Raleigh-Cary, NC [39580]	74	94	1.4%
Denver-Aurora, CO [19740]	68	67	1.3%
Detroit-Warren-Livonia, MI [19820]	49	60	0.9%
Boulder, CO [14500]	46	51	0.9%
Baltimore-Towson, MD [12580]	46	44	0.9%
Trenton-Ewing, NJ [45940]	46	34	0.9%
Phoenix-Mesa-Scottsdale, AZ [38060]	44	60	0.9%
Omaha-Council Bluffs, NE-IA [36540]	40	32	0.8%
Kansas City, MO-KS [28140]	34	52	0.7%
Oxnard-Thousand Oaks-Ventura, CA [37100]	34	29	0.7%
Tampa-St. Petersburg-Clearwater, FL [45300]	32	27	0.6%
Philadelphia-Camden-Wilmington, PA-NJ-DE-MD [37980]	31	31	0.6%
Ann Arbor, MI [11460]	28	22	0.5%
Rochester, NY [40380]	26	32	0.5%
Minneapolis-St. Paul-Bloomington, MN-WI [33460]	26	25	0.5%
Worcester, MA [49340]	26	21	0.5%
Colorado Springs, CO [17820]	25	19	0.5%
Sacramento--Arden-Arcade--Roseville, CA [40900]	24	15	0.5%
Allentown-Bethlehem-Easton, PA-NJ [10900]	24	14	0.5%
Charlotte-Gastonia-Concord, NC-SC [16740]	23	16	0.4%
Cincinnati-Middletown, OH-KY-IN [17140]	22	23	0.4%
Champaign-Urbana, IL [16580]	22	20	0.4%
Houston-Sugar Land-Baytown, TX [26420]	22	15	0.4%
Greeley, CO [24540]	21	24	0.4%
Milwaukee-Waukesha-West Allis, WI [33340]	16	33	0.3%
Hartford-West Hartford-East Hartford, CT [25540]	16	25	0.3%
Fort Collins-Loveland, CO [22660]	16	16	0.3%
Vallejo-Fairfield, CA [46700]	16	7	0.3%
New Haven-Milford, CT [35300]	15	18	0.3%
Manchester-Nashua, NH [31700]	15	11	0.3%
Modesto, CA [33700]	15	6	0.3%
Nashville-Davidson--Murfreesboro--Franklin, TN [34980]	14	24	0.3%
Palm Bay-Melbourne-Titusville, FL [37340]	14	16	0.3%
Indianapolis-Carmel, IN [26900]	14	11	0.3%
Port St. Lucie, FL [38940]	13	5	0.3%
Provo-Orem, UT [39340]	12	18	0.2%
Orlando-Kissimmee, FL [36740]	12	13	0.2%
College Station-Bryan, TX [17780]	12	4	0.2%
Rochester, MN [40340]	11	13	0.2%
Santa Rosa-Petaluma, CA [42220]	11	11	0.2%
Salt Lake City, UT [41620]	11	11	0.2%
Providence-New Bedford-Fall River, RI-MA [39300]	11	9	0.2%

San Antonio, TX [41700]	10	11	0.2%
Laredo, TX [29700]	10	11	0.2%
Riverside-San Bernardino-Ontario, CA [40140]	10	11	0.2%
Tucson, AZ [46060]	9	6	0.2%
Charlottesville, VA [16820]	9	5	0.2%
Richmond, VA [40060]	8	11	0.2%
Cedar Rapids, IA [16300]	8	10	0.2%
Blacksburg-Christiansburg-Radford, VA [13980]	8	9	0.2%
Tulsa, OK [46140]	8	6	0.2%
Bremerton-Silverdale, WA [14740]	8	5	0.2%
Memphis, TN-MS-AR [32820]	8	4	0.2%
Madison, WI [31540]	7	10	0.1%
Binghamton, NY [13780]	7	9	0.1%
Iowa City, IA [26980]	7	8	0.1%
Gainesville, FL [23540]	7	6	0.1%
Columbus, OH [18140]	7	6	0.1%
Kingston, NY [28740]	7	2	0.1%
Albuquerque, NM [10740]	6	10	0.1%
Cleveland-Elyria-Mentor, OH [17460]	6	9	0.1%
State College, PA [44300]	6	8	0.1%
Salinas, CA [41500]	6	6	0.1%
Boise City-Nampa, ID [14260]	6	5	0.1%
Las Vegas-Paradise, NV [29820]	6	5	0.1%
Reno-Sparks, NV [39900]	6	4	0.1%
Dayton, OH [19380]	5	10	0.1%
Albany-Schenectady-Troy, NY [10580]	5	8	0.1%
Tallahassee, FL [45220]	5	4	0.1%
Niles-Benton Harbor, MI [35660]	5	3	0.1%
Kingsport-Bristol-Bristol, TN-VA [28700]	5	2	0.1%
San Luis Obispo-Paso Robles, CA [42020]	4	5	0.1%
Akron, OH [10420]	4	5	0.1%
Lancaster, PA [29540]	4	5	0.1%
Buffalo-Niagara Falls, NY [15380]	4	4	0.1%
Louisville/Jefferson County, KY-IN [31140]	4	4	0.1%
Vineland-Millville-Bridgeton, NJ [47220]	4	3	0.1%
Syracuse, NY [45060]	4	3	0.1%
Racine, WI [39540]	4	2	0.1%
Sioux Falls, SD [43620]	4	2	0.1%
South Bend-Mishawaka, IN-MI [43780]	4	2	0.1%
Fresno, CA [23420]	4	2	0.1%
Burlington-South Burlington, VT [15540]	3	5	0.1%
Utica-Rome, NY [46540]	3	4	0.1%
Des Moines-West Des Moines, IA [19780]	3	4	0.1%
Portland-South Portland-Biddeford, ME [38860]	3	3	0.1%
Deltona-Daytona Beach-Ormond Beach, FL [19660]	3	3	0.1%
Cape Coral-Fort Myers, FL [15980]	3	3	0.1%
Ogden-Clearfield, UT [36260]	3	2	0.1%
Yuba City, CA [49700]	3	2	0.1%
Winston-Salem, NC [49180]	3	2	0.1%
Canton-Massillon, OH [15940]	3	2	0.1%
Grand Rapids-Wyoming, MI [24340]	3	2	0.1%
Barnstable Town, MA [12700]	3	1	0.1%
Roanoke, VA [40220]	2	13	0%
Salem, OR [41420]	2	4	0%
Greenville, NC [24780]	2	4	0%
Eugene-Springfield, OR [21660]	2	3	0%
Baton Rouge, LA [12940]	2	2	0%
Jackson, MS [27140]	2	2	0%
Spokane, WA [44060]	2	2	0%
Norwich-New London, CT [35980]	2	2	0%
Springfield, MA [44140]	2	2	0%
Topeka, KS [45820]	2	2	0%
Virginia Beach-Norfolk-Newport News, VA-NC [47260]	2	2	0%
Corpus Christi, TX [18580]	2	2	0%
Reading, PA [39740]	2	2	0%

Janesville, WI [27500]	2	2	0%
Athens-Clarke County, GA [12020]	2	2	0%
Stockton, CA [44700]	2	1	0%

> DATA PROCESSING: FINANCIAL, BUSINESS PRACTICE, MANAGEMENT, OR COST/PRICE DETERMINATION [705] - {22623} : (239)

Metro Region	Patents	Inventors	% Of Class
New York-Northern New Jersey-Long Island, NY-NJ-PA [35620]	3854	4099	17%
San Francisco-Oakland-Fremont, CA [41860]	3308	3485	14.6%
San Jose-Sunnyvale-Santa Clara, CA [41940]	2762	2886	12.2%
Chicago-Naperville-Joliet, IL-IN-WI [16980]	1837	1615	8.1%
Seattle-Tacoma-Bellevue, WA [42660]	1707	2358	7.5%
Boston-Cambridge-Quincy, MA-NH [14460]	1272	1402	5.6%
Washington-Arlington-Alexandria, DC-VA-MD-WV [47900]	1158	1172	5.1%
Atlanta-Sandy Springs-Marietta, GA [12060]	982	1110	4.3%
Bridgeport-Stamford-Norwalk, CT [14860]	907	686	4%
Dallas-Fort Worth-Arlington, TX [19100]	825	1063	3.6%
Philadelphia-Camden-Wilmington, PA-NJ-DE-MD [37980]	732	738	3.2%
Austin-Round Rock, TX [12420]	637	745	2.8%
San Diego-Carlsbad-San Marcos, CA [41740]	628	732	2.8%
Phoenix-Mesa-Scottsdale, AZ [38060]	571	538	2.5%
Denver-Aurora, CO [19740]	510	495	2.3%
Durham, NC [20500]	460	569	2%
Raleigh-Cary, NC [39580]	428	530	1.9%
Miami-Fort Lauderdale-Pompano Beach, FL [33100]	420	363	1.9%
Charlotte-Gastonia-Concord, NC-SC [16740]	405	576	1.8%
Kansas City, MO-KS [28140]	370	449	1.6%
Hartford-West Hartford-East Hartford, CT [25540]	358	353	1.6%
Minneapolis-St. Paul-Bloomington, MN-WI [33460]	350	364	1.5%
San Antonio, TX [41700]	324	362	1.4%
Houston-Sugar Land-Baytown, TX [26420]	315	387	1.4%
Baltimore-Towson, MD [12580]	284	242	1.3%
Laredo, TX [29700]	275	298	1.2%
New Haven-Milford, CT [35300]	264	182	1.2%
Santa Cruz-Watsonville, CA [42100]	258	191	1.1%
Portland-Vancouver-Beaverton, OR-WA [38900]	244	300	1.1%
Pittsburgh, PA [38300]	227	247	1%
Boulder, CO [14500]	212	223	0.9%
Richmond, VA [40060]	189	189	0.8%
Detroit-Warren-Livonia, MI [19820]	183	268	0.8%
Rochester, NY [40380]	183	217	0.8%
Salt Lake City, UT [41620]	182	183	0.8%
Oxnard-Thousand Oaks-Ventura, CA [37100]	171	127	0.8%
Cincinnati-Middletown, OH-KY-IN [17140]	160	189	0.7%
Tampa-St. Petersburg-Clearwater, FL [45300]	157	166	0.7%
Omaha-Council Bluffs, NE-IA [36540]	152	202	0.7%
Columbus, OH [18140]	148	164	0.7%
Provo-Orem, UT [39340]	136	135	0.6%
Worcester, MA [49340]	136	111	0.6%
St. Louis, MO-IL [41180]	133	124	0.6%
Cleveland-Elyria-Mentor, OH [17460]	130	119	0.6%
Trenton-Ewing, NJ [45940]	126	105	0.6%
Akron, OH [10420]	122	125	0.5%
Indianapolis-Carmel, IN [26900]	121	122	0.5%
Milwaukee-Waukesha-West Allis, WI [33340]	114	141	0.5%
Sacramento--Arden-Arcade--Roseville, CA [40900]	112	97	0.5%
Riverside-San Bernardino-Ontario, CA [40140]	112	75	0.5%
Las Vegas-Paradise, NV [29820]	108	79	0.5%
Orlando-Kissimmee, FL [36740]	106	98	0.5%
Ann Arbor, MI [11460]	104	109	0.5%
Providence-New Bedford-Fall River, RI-MA [39300]	103	90	0.5%

Greeley, CO [24540]	98	108	0.4%
Binghamton, NY [13780]	87	97	0.4%
Albany-Schenectady-Troy, NY [10580]	82	78	0.4%
Colorado Springs, CO [17820]	82	74	0.4%
Nashville-Davidson--Murfreeseboro--Franklin, TN [34980]	81	99	0.4%
Rochester, MN [40340]	80	108	0.4%
Fort Collins-Loveland, CO [22660]	79	83	0.3%
Canton-Massillon, OH [15940]	79	81	0.3%
Allentown-Bethlehem-Easton, PA-NJ [10900]	78	62	0.3%
Charlottesville, VA [16820]	78	19	0.3%
Jacksonville, FL [27260]	73	74	0.3%
Tucson, AZ [46060]	66	54	0.3%
Manchester-Nashua, NH [31700]	66	51	0.3%
Burlington-South Burlington, VT [15540]	61	88	0.3%
Santa Rosa-Petaluma, CA [42220]	61	37	0.3%
Palm Bay-Melbourne-Titusville, FL [37340]	58	67	0.3%
Modesto, CA [33700]	58	43	0.3%
Louisville/Jefferson County, KY-IN [31140]	55	112	0.2%
Boise City-Nampa, ID [14260]	55	80	0.2%
Memphis, TN-MS-AR [32820]	54	53	0.2%
Reno-Sparks, NV [39900]	54	39	0.2%
Madison, WI [31540]	53	81	0.2%
Bremerton-Silverdale, WA [14740]	52	41	0.2%
Greensboro-High Point, NC [24660]	51	51	0.2%
Appleton, WI [11540]	44	65	0.2%
Birmingham-Hoover, AL [13820]	43	45	0.2%
Virginia Beach-Norfolk-Newport News, VA-NC [47260]	39	38	0.2%
Dayton, OH [19380]	37	33	0.2%
Spokane, WA [44060]	36	37	0.2%
Des Moines-West Des Moines, IA [19780]	35	55	0.2%
Cape Coral-Fort Myers, FL [15980]	35	32	0.2%
Salinas, CA [41500]	35	32	0.2%
Kingston, NY [28740]	35	22	0.2%
Ogden-Clearfield, UT [36260]	34	30	0.2%
Peoria, IL [37900]	33	69	0.1%
Vallejo-Fairfield, CA [46700]	33	27	0.1%
Springfield, MA [44140]	32	27	0.1%
Oshkosh-Neenah, WI [36780]	30	55	0.1%
Buffalo-Niagara Falls, NY [15380]	28	31	0.1%
Yuba City, CA [49700]	27	27	0.1%
Albuquerque, NM [10740]	26	28	0.1%
Naples-Marco Island, FL [34940]	26	20	0.1%
Gainesville, GA [23580]	25	20	0.1%
Tulsa, OK [46140]	24	31	0.1%
Fort Wayne, IN [23060]	24	29	0.1%
Columbia, SC [17900]	24	28	0.1%
San Luis Obispo-Paso Robles, CA [42020]	24	24	0.1%
Port St. Lucie, FL [38940]	24	18	0.1%
Racine, WI [39540]	24	18	0.1%
Greenville-Mauldin-Easley, SC [24860]	24	17	0.1%
Winston-Salem, NC [49180]	23	29	0.1%
Grand Rapids-Wyoming, MI [24340]	23	28	0.1%
Portland-South Portland-Biddeford, ME [38860]	23	22	0.1%
Syracuse, NY [45060]	23	22	0.1%
Green Bay, WI [24580]	22	14	0.1%
Reading, PA [39740]	22	13	0.1%
Hickory-Lenoir-Morganton, NC [25860]	22	12	0.1%
Oklahoma City, OK [36420]	21	25	0.1%
State College, PA [44300]	21	19	0.1%
Fresno, CA [23420]	21	16	0.1%
Eugene-Springfield, OR [21660]	20	28	0.1%
Harrisburg-Carlisle, PA [25420]	20	17	0.1%
Baton Rouge, LA [12940]	19	15	0.1%
Norwich-New London, CT [35980]	19	14	0.1%
Lexington-Fayette, KY [30460]	18	22	0.1%

Charleston-North Charleston, SC [16700]	18	18	0.1%
Fayetteville-Springdale-Rogers, AR-MO [22220]	18	18	0.1%
Stockton, CA [44700]	18	14	0.1%
York-Hanover, PA [49620]	18	12	0.1%
Champaign-Urbana, IL [16580]	17	23	0.1%
New Orleans-Metairie-Kenner, LA [35380]	17	19	0.1%
Topeka, KS [45820]	17	12	0.1%
Olympia, WA [36500]	17	10	0.1%
Knoxville, TN [28940]	16	23	0.1%
Wichita, KS [48620]	16	13	0.1%
Asheville, NC [11700]	16	11	0.1%
Lincoln, NE [30700]	16	11	0.1%
Lynchburg, VA [31340]	15	18	0.1%
Hagerstown-Martinsburg, MD-WV [25180]	15	15	0.1%
Little Rock-North Little Rock-Conway, AR [30780]	15	12	0.1%
Iowa City, IA [26980]	14	17	0.1%
Wilmington, NC [48900]	14	10	0.1%
Las Cruces, NM [29740]	14	6	0.1%
Lakeland, FL [29460]	13	14	0.1%
Columbia, MO [17860]	13	12	0.1%
El Paso, TX [21340]	13	5	0.1%
Cedar Rapids, IA [16300]	12	16	0.1%
Sioux Falls, SD [43620]	12	15	0.1%
Pensacola-Ferry Pass-Brent, FL [37860]	12	11	0.1%
South Bend-Mishawaka, IN-MI [43780]	12	10	0.1%
Erie, PA [21500]	11	24	0%
Columbus, GA-AL [17980]	11	15	0%
Athens-Clarke County, GA [12020]	11	11	0%
Barnstable Town, MA [12700]	11	8	0%
Atlantic City, NJ [12100]	11	8	0%
Fargo, ND-MN [22020]	10	19	0%
Kalamazoo-Portage, MI [28020]	10	18	0%
Montgomery, AL [33860]	10	18	0%
Tallahassee, FL [45220]	10	17	0%
Lafayette, LA [29180]	10	14	0%
Chattanooga, TN-GA [16860]	10	14	0%
Gainesville, FL [23540]	10	13	0%
Toledo, OH [45780]	10	8	0%
Ocala, FL [36100]	10	3	0%
Deltona-Daytona Beach-Ormond Beach, FL [19660]	9	16	0%
Bloomington, IN [14020]	9	12	0%
Rockford, IL [40420]	9	11	0%
Billings, MT [13740]	9	10	0%
Flint, MI [22420]	9	8	0%
Evansville, IN-KY [21780]	9	8	0%
Scranton--Wilkes-Barre, PA [42540]	9	8	0%
Blacksburg-Christiansburg-Radford, VA [13980]	9	7	0%
Elkhart-Goshen, IN [21140]	9	5	0%
Prescott, AZ [39140]	9	5	0%
Corpus Christi, TX [18580]	9	3	0%
Amarillo, TX [11100]	8	13	0%
Lansing-East Lansing, MI [29620]	8	8	0%
Medford, OR [32780]	8	7	0%
Saginaw-Saginaw Township North, MI [40980]	8	7	0%
Abilene, TX [10180]	8	5	0%
Waco, TX [47380]	8	5	0%
Huntsville, AL [26620]	7	11	0%
Kennewick-Richland-Pasco, WA [28420]	7	10	0%
Youngstown-Warren-Boardman, OH-PA [49660]	7	7	0%
Burlington, NC [15500]	7	7	0%
Niles-Benton Harbor, MI [35660]	7	5	0%
Springfield, IL [44100]	6	8	0%
Bakersfield, CA [12540]	6	8	0%
Bellingham, WA [13380]	6	7	0%
Davenport-Moline-Rock Island, IA-IL [19340]	6	7	0%

Jackson, MS [27140]	6	7	0%
Utica-Rome, NY [46540]	6	7	0%
Spartanburg, SC [43900]	6	7	0%
Chico, CA [17020]	6	5	0%
Merced, CA [32900]	6	3	0%
Monroe, LA [33740]	6	2	0%
Lancaster, PA [29540]	5	6	0%
Panama City-Lynn Haven, FL [37460]	5	5	0%
Anchorage, AK [11260]	5	4	0%
Sioux City, IA-NE-SD [43580]	5	3	0%
Visalia-Porterville, CA [47300]	5	3	0%
Waterloo-Cedar Falls, IA [47940]	4	5	0%
Salem, OR [41420]	4	4	0%
Terre Haute, IN [45460]	4	4	0%
Beaumont-Port Arthur, TX [13140]	4	4	0%
Midland, TX [33260]	4	4	0%
Lubbock, TX [31180]	4	4	0%
Johnson City, TN [27740]	4	3	0%
Kingsport-Bristol-Bristol, TN-VA [28700]	4	3	0%
Huntington-Ashland, WV-KY-OH [26580]	3	6	0%
Shreveport-Bossier City, LA [43340]	3	3	0%
Mobile, AL [33660]	3	3	0%
Killeen-Temple-Fort Hood, TX [28660]	3	3	0%
Bend, OR [13460]	3	3	0%
Vineland-Millville-Bridgeton, NJ [47220]	3	3	0%
Savannah, GA [42340]	3	3	0%
Dover, DE [20100]	3	3	0%
Pueblo, CO [39380]	3	2	0%
Lake Havasu City-Kingman, AZ [29420]	3	2	0%
Eau Claire, WI [20740]	3	2	0%
Augusta-Richmond County, GA-SC [12260]	3	2	0%
Greenville, NC [24780]	2	4	0%
Redding, CA [39820]	2	3	0%
Punta Gorda, FL [39460]	2	2	0%
Springfield, MO [44180]	2	2	0%
Roanoke, VA [40220]	2	2	0%
Myrtle Beach-Conway-North Myrtle Beach, SC [34820]	2	2	0%
Janesville, WI [27500]	2	2	0%
Duluth, MN-WI [20260]	2	2	0%
Jackson, MI [27100]	2	2	0%
College Station-Bryan, TX [17780]	2	2	0%
Tyler, TX [46340]	2	1	0%
McAllen-Edinburg-Mission, TX [32580]	2	1	0%
Warner Robins, GA [47580]	2	1	0%
Brownsville-Harlingen, TX [15180]	2	1	0%

> DATA PROCESSING: ARTIFICIAL INTELLIGENCE [706] - {3709} : (172)

Metro Region	Patents	Inventors	% Of Class
San Jose-Sunnyvale-Santa Clara, CA [41940]	777	882	20.9%
San Francisco-Oakland-Fremont, CA [41860]	581	651	15.7%
New York-Northern New Jersey-Long Island, NY-NJ-PA [35620]	543	708	14.6%
Seattle-Tacoma-Bellevue, WA [42660]	463	778	12.5%
Boston-Cambridge-Quincy, MA-NH [14460]	316	347	8.5%
Washington-Arlington-Alexandria, DC-VA-MD-WV [47900]	219	237	5.9%
San Diego-Carlsbad-San Marcos, CA [41740]	172	185	4.6%
Austin-Round Rock, TX [12420]	150	204	4%
Chicago-Naperville-Joliet, IL-IN-WI [16980]	122	145	3.3%
Durham, NC [20500]	94	116	2.5%
Raleigh-Cary, NC [39580]	87	107	2.3%
Houston-Sugar Land-Baytown, TX [26420]	76	75	2%
Dallas-Fort Worth-Arlington, TX [19100]	73	83	2%

Philadelphia-Camden-Wilmington, PA-NJ-DE-MD [37980]	71	88	1.9%
Atlanta-Sandy Springs-Marietta, GA [12060]	67	88	1.8%
Pittsburgh, PA [38300]	61	81	1.6%
Bridgeport-Stamford-Norwalk, CT [14860]	56	41	1.5%
Trenton-Ewing, NJ [45940]	53	41	1.4%
Oxnard-Thousand Oaks-Ventura, CA [37100]	51	34	1.4%
Denver-Aurora, CO [19740]	48	53	1.3%
Phoenix-Mesa-Scottsdale, AZ [38060]	47	61	1.3%
Santa Cruz-Watsonville, CA [42100]	46	46	1.2%
New Haven-Milford, CT [35300]	45	22	1.2%
Baltimore-Towson, MD [12580]	41	46	1.1%
Portland-Vancouver-Beaverton, OR-WA [38900]	40	65	1.1%
Boulder, CO [14500]	38	41	1%
Salt Lake City, UT [41620]	35	36	0.9%
Detroit-Warren-Livonia, MI [19820]	34	50	0.9%
Cleveland-Elyria-Mentor, OH [17460]	34	27	0.9%
Rochester, NY [40380]	32	49	0.9%
Greeley, CO [24540]	32	39	0.9%
Orlando-Kissimmee, FL [36740]	31	35	0.8%
Bremerton-Silverdale, WA [14740]	31	14	0.8%
Manchester-Nashua, NH [31700]	30	28	0.8%
Worcester, MA [49340]	30	24	0.8%
Rochester, MN [40340]	29	50	0.8%
Minneapolis-St. Paul-Bloomington, MN-WI [33460]	29	32	0.8%
Miami-Fort Lauderdale-Pompano Beach, FL [33100]	28	25	0.8%
Fort Collins-Loveland, CO [22660]	26	31	0.7%
Albany-Schenectady-Troy, NY [10580]	24	38	0.6%
Sacramento--Arden-Arcade--Roseville, CA [40900]	24	18	0.6%
Columbus, OH [18140]	24	14	0.6%
Champaign-Urbana, IL [16580]	22	25	0.6%
Ann Arbor, MI [11460]	20	26	0.5%
Colorado Springs, CO [17820]	19	30	0.5%
Palm Bay-Melbourne-Titusville, FL [37340]	19	25	0.5%
Peoria, IL [37900]	19	13	0.5%
Hartford-West Hartford-East Hartford, CT [25540]	18	21	0.5%
Provo-Orem, UT [39340]	17	23	0.5%
Providence-New Bedford-Fall River, RI-MA [39300]	17	17	0.5%
Modesto, CA [33700]	17	14	0.5%
Tampa-St. Petersburg-Clearwater, FL [45300]	16	25	0.4%
Albuquerque, NM [10740]	16	18	0.4%
Kansas City, MO-KS [28140]	15	25	0.4%
Milwaukee-Waukesha-West Allis, WI [33340]	15	18	0.4%
Madison, WI [31540]	15	12	0.4%
Indianapolis-Carmel, IN [26900]	13	17	0.4%
Binghamton, NY [13780]	13	13	0.4%
Akron, OH [10420]	13	10	0.4%
Nashville-Davidson--Murfreesboro--Franklin, TN [34980]	12	16	0.3%
Knoxville, TN [28940]	12	15	0.3%
Reno-Sparks, NV [39900]	12	12	0.3%
Deltona-Daytona Beach-Ormond Beach, FL [19660]	12	3	0.3%
Santa Rosa-Petaluma, CA [42220]	11	9	0.3%
Stockton, CA [44700]	11	7	0.3%
Burlington-South Burlington, VT [15540]	10	15	0.3%
St. Louis, MO-IL [41180]	10	10	0.3%
Las Vegas-Paradise, NV [29820]	10	10	0.3%
Buffalo-Niagara Falls, NY [15380]	10	10	0.3%
Blacksburg-Christiansburg-Radford, VA [13980]	9	19	0.2%
Syracuse, NY [45060]	9	9	0.2%
Charlottesville, VA [16820]	9	8	0.2%
Birmingham-Hoover, AL [13820]	9	8	0.2%
Savannah, GA [42340]	9	7	0.2%
Charlotte-Gastonia-Concord, NC-SC [16740]	8	14	0.2%
San Antonio, TX [41700]	8	12	0.2%
Greenville-Mauldin-Easley, SC [24860]	8	11	0.2%
Springfield, MA [44140]	8	8	0.2%

Salinas, CA [41500]	7	12	0.2%
Tucson, AZ [46060]	7	11	0.2%
Boise City-Nampa, ID [14260]	7	9	0.2%
Portland-South Portland-Biddeford, ME [38860]	7	5	0.2%
Kennewick-Richland-Pasco, WA [28420]	6	24	0.2%
Laredo, TX [29700]	6	10	0.2%
College Station-Bryan, TX [17780]	6	10	0.2%
Richmond, VA [40060]	6	10	0.2%
Lansing-East Lansing, MI [29620]	6	7	0.2%
Riverside-San Bernardino-Ontario, CA [40140]	6	6	0.2%
Ogden-Clearfield, UT [36260]	6	5	0.2%
Davenport-Moline-Rock Island, IA-IL [19340]	5	6	0.1%
Racine, WI [39540]	5	6	0.1%
Vallejo-Fairfield, CA [46700]	5	5	0.1%
Allentown-Bethlehem-Easton, PA-NJ [10900]	5	5	0.1%
Cedar Rapids, IA [16300]	5	5	0.1%
Anchorage, AK [11260]	5	4	0.1%
Columbia, SC [17900]	5	3	0.1%
Cincinnati-Middletown, OH-KY-IN [17140]	4	6	0.1%
Huntsville, AL [26620]	4	6	0.1%
Tallahassee, FL [45220]	4	4	0.1%
Kingston, NY [28740]	4	4	0.1%
Bloomington, IN [14020]	4	4	0.1%
New Orleans-Metairie-Kenner, LA [35380]	4	4	0.1%
Norwich-New London, CT [35980]	4	4	0.1%
Dayton, OH [19380]	4	4	0.1%
Omaha-Council Bluffs, NE-IA [36540]	4	3	0.1%
Utica-Rome, NY [46540]	4	3	0.1%
Wilmington, NC [48900]	3	7	0.1%
State College, PA [44300]	3	6	0.1%
Tulsa, OK [46140]	3	5	0.1%
Louisville/Jefferson County, KY-IN [31140]	3	4	0.1%
Burlington, NC [15500]	3	4	0.1%
Iowa City, IA [26980]	3	3	0.1%
Lexington-Fayette, KY [30460]	3	3	0.1%
Hagerstown-Martinsburg, MD-WV [25180]	3	3	0.1%
Jacksonville, FL [27260]	3	2	0.1%
Grand Rapids-Wyoming, MI [24340]	3	2	0.1%
Toledo, OH [45780]	3	2	0.1%
Pensacola-Ferry Pass-Brent, FL [37860]	2	5	0.1%
Virginia Beach-Norfolk-Newport News, VA-NC [47260]	2	5	0.1%
South Bend-Mishawaka, IN-MI [43780]	2	3	0.1%
Charleston-North Charleston, SC [16700]	2	2	0.1%
Reading, PA [39740]	2	2	0.1%
Panama City-Lynn Haven, FL [37460]	2	2	0.1%
Fargo, ND-MN [22020]	2	2	0.1%
Oklahoma City, OK [36420]	2	2	0.1%
Warner Robins, GA [47580]	2	2	0.1%
Eau Claire, WI [20740]	2	2	0.1%
Appleton, WI [11540]	2	2	0.1%
Fresno, CA [23420]	2	2	0.1%
Prescott, AZ [39140]	2	2	0.1%
Topeka, KS [45820]	2	1	0.1%
Columbia, MO [17860]	2	1	0.1%
York-Hanover, PA [49620]	2	1	0.1%
Canton-Massillon, OH [15940]	2	1	0.1%

> DATA PROCESSING: DATABASE AND FILE MANAGEMENT OR DATA STRUCTURES [707] - {23414} : (220)

Metro Region	Patents	Inventors	% Of Class
San Jose-Sunnyvale-Santa Clara, CA [41940]	7014	6033	30%
San Francisco-Oakland-Fremont, CA [41860]	5519	4767	23.6%



Seattle-Tacoma-Bellevue, WA [42660]	4069	5971	17.4%
New York-Northern New Jersey-Long Island, NY-NJ-PA [35620]	2206	2099	9.4%
Boston-Cambridge-Quincy, MA-NH [14460]	1781	1790	7.6%
Austin-Round Rock, TX [12420]	1085	1212	4.6%
Durham, NC [20500]	772	873	3.3%
Raleigh-Cary, NC [39580]	715	823	3.1%
Rochester, MN [40340]	657	406	2.8%
Washington-Arlington-Alexandria, DC-VA-MD-WV [47900]	635	636	2.7%
Santa Cruz-Watsonville, CA [42100]	611	355	2.6%
San Diego-Carlsbad-San Marcos, CA [41740]	485	530	2.1%
Phoenix-Mesa-Scottsdale, AZ [38060]	463	509	2%
Chicago-Naperville-Joliet, IL-IN-WI [16980]	453	520	1.9%
Atlanta-Sandy Springs-Marietta, GA [12060]	427	473	1.8%
Dallas-Fort Worth-Arlington, TX [19100]	383	462	1.6%
Denver-Aurora, CO [19740]	333	354	1.4%
Worcester, MA [49340]	330	256	1.4%
Portland-Vancouver-Beaverton, OR-WA [38900]	319	291	1.4%
Tucson, AZ [46060]	318	335	1.4%
Philadelphia-Camden-Wilmington, PA-NJ-DE-MD [37980]	302	282	1.3%
Boulder, CO [14500]	300	306	1.3%
Manchester-Nashua, NH [31700]	273	207	1.2%
Bridgeport-Stamford-Norwalk, CT [14860]	236	174	1%
Minneapolis-St. Paul-Bloomington, MN-WI [33460]	235	198	1%
Greeley, CO [24540]	211	197	0.9%
Provo-Orem, UT [39340]	190	214	0.8%
Houston-Sugar Land-Baytown, TX [26420]	179	200	0.8%
Miami-Fort Lauderdale-Pompano Beach, FL [33100]	164	134	0.7%
Fort Collins-Loveland, CO [22660]	160	142	0.7%
Pittsburgh, PA [38300]	152	151	0.6%
Sacramento--Arden-Arcade--Roseville, CA [40900]	143	110	0.6%
Rochester, NY [40380]	138	174	0.6%
Kansas City, MO-KS [28140]	133	211	0.6%
Madison, WI [31540]	124	81	0.5%
Detroit-Warren-Livonia, MI [19820]	114	126	0.5%
Bremerton-Silverdale, WA [14740]	113	64	0.5%
Modesto, CA [33700]	106	50	0.5%
Trenton-Ewing, NJ [45940]	97	81	0.4%
Baltimore-Towson, MD [12580]	91	83	0.4%
Riverside-San Bernardino-Ontario, CA [40140]	91	63	0.4%
Oxnard-Thousand Oaks-Ventura, CA [37100]	90	68	0.4%
Orlando-Kissimmee, FL [36740]	88	94	0.4%
Charlotte-Gastonia-Concord, NC-SC [16740]	86	130	0.4%
San Antonio, TX [41700]	85	124	0.4%
Binghamton, NY [13780]	84	63	0.4%
New Haven-Milford, CT [35300]	82	66	0.4%
Cincinnati-Middletown, OH-KY-IN [17140]	81	97	0.3%
Laredo, TX [29700]	79	102	0.3%
Salt Lake City, UT [41620]	79	77	0.3%
Columbus, OH [18140]	77	97	0.3%
Indianapolis-Carmel, IN [26900]	74	93	0.3%
Ann Arbor, MI [11460]	73	61	0.3%
Tampa-St. Petersburg-Clearwater, FL [45300]	71	59	0.3%
Allentown-Bethlehem-Easton, PA-NJ [10900]	70	50	0.3%
Charlottesville, VA [16820]	63	25	0.3%
Providence-New Bedford-Fall River, RI-MA [39300]	62	50	0.3%
Colorado Springs, CO [17820]	60	62	0.3%
Kingston, NY [28740]	57	42	0.2%
Palm Bay-Melbourne-Titusville, FL [37340]	54	53	0.2%
Champaign-Urbana, IL [16580]	51	54	0.2%
Las Vegas-Paradise, NV [29820]	51	44	0.2%
Boise City-Nampa, ID [14260]	47	63	0.2%
Stockton, CA [44700]	45	17	0.2%
Cleveland-Elyria-Mentor, OH [17460]	41	45	0.2%
St. Louis, MO-IL [41180]	40	45	0.2%
Fargo, ND-MN [22020]	39	48	0.2%

Vallejo-Fairfield, CA [46700]	39	29	0.2%
Knoxville, TN [28940]	38	41	0.2%
Milwaukee-Waukesha-West Allis, WI [33340]	37	51	0.2%
Hartford-West Hartford-East Hartford, CT [25540]	37	47	0.2%
Yuba City, CA [49700]	37	17	0.2%
Burlington-South Burlington, VT [15540]	36	28	0.2%
Santa Rosa-Petaluma, CA [42220]	35	23	0.1%
Dayton, OH [19380]	34	35	0.1%
Omaha-Council Bluffs, NE-IA [36540]	33	29	0.1%
Albany-Schenectady-Troy, NY [10580]	32	48	0.1%
Reading, PA [39740]	30	18	0.1%
State College, PA [44300]	28	28	0.1%
Springfield, MA [44140]	28	21	0.1%
Jacksonville, FL [27260]	27	28	0.1%
San Luis Obispo-Paso Robles, CA [42020]	27	25	0.1%
Reno-Sparks, NV [39900]	26	20	0.1%
Salinas, CA [41500]	26	18	0.1%
Richmond, VA [40060]	25	28	0.1%
Akron, OH [10420]	23	15	0.1%
Kennewick-Richland-Pasco, WA [28420]	22	51	0.1%
Springfield, IL [44100]	22	7	0.1%
Nashville-Davidson--Murfreeseboro--Franklin, TN [34980]	21	27	0.1%
Huntsville, AL [26620]	21	26	0.1%
Birmingham-Hoover, AL [13820]	19	23	0.1%
Syracuse, NY [45060]	19	16	0.1%
Blacksburg-Christiansburg-Radford, VA [13980]	17	21	0.1%
Albuquerque, NM [10740]	16	20	0.1%
Burlington, NC [15500]	16	12	0.1%
Deltona-Daytona Beach-Ormond Beach, FL [19660]	16	10	0.1%
Hagerstown-Martinsburg, MD-WV [25180]	16	9	0.1%
Bend, OR [13460]	16	3	0.1%
Cedar Rapids, IA [16300]	15	22	0.1%
Louisville/Jefferson County, KY-IN [31140]	15	19	0.1%
Iowa City, IA [26980]	14	19	0.1%
Ogden-Clearfield, UT [36260]	14	12	0.1%
Harrisburg-Carlisle, PA [25420]	14	12	0.1%
Lexington-Fayette, KY [30460]	14	11	0.1%
Columbia, SC [17900]	13	12	0.1%
Roanoke, VA [40220]	13	10	0.1%
Virginia Beach-Norfolk-Newport News, VA-NC [47260]	12	13	0.1%
York-Hanover, PA [49620]	12	10	0.1%
Greenville-Mauldin-Easley, SC [24860]	12	7	0.1%
Erie, PA [21500]	11	17	0%
Tulsa, OK [46140]	11	11	0%
Portland-South Portland-Biddeford, ME [38860]	11	10	0%
Wichita, KS [48620]	10	21	0%
Gainesville, FL [23540]	10	15	0%
Fresno, CA [23420]	10	11	0%
Oklahoma City, OK [36420]	10	10	0%
Winston-Salem, NC [49180]	10	9	0%
Spokane, WA [44060]	10	9	0%
Wilmington, NC [48900]	10	9	0%
Peoria, IL [37900]	9	15	0%
Memphis, TN-MS-AR [32820]	9	13	0%
Toledo, OH [45780]	9	13	0%
New Orleans-Metairie-Kenner, LA [35380]	9	8	0%
Greensboro-High Point, NC [24660]	9	8	0%
Cape Coral-Fort Myers, FL [15980]	8	9	0%
Bellingham, WA [13380]	8	8	0%
Racine, WI [39540]	8	8	0%
Spartanburg, SC [43900]	8	2	0%
Columbia, MO [17860]	7	11	0%
College Station-Bryan, TX [17780]	7	10	0%
Fort Wayne, IN [23060]	7	10	0%
Lakeland, FL [29460]	7	6	0%

Topeka, KS [45820]	7	6	0%
Gainesville, GA [23580]	7	5	0%
Chico, CA [17020]	7	5	0%
Lynchburg, VA [31340]	6	10	0%
Davenport-Moline-Rock Island, IA-IL [19340]	6	10	0%
Des Moines-West Des Moines, IA [19780]	6	7	0%
Lansing-East Lansing, MI [29620]	6	6	0%
Athens-Clarke County, GA [12020]	6	5	0%
Medford, OR [32780]	6	5	0%
Eugene-Springfield, OR [21660]	5	8	0%
Naples-Marco Island, FL [34940]	5	6	0%
Barnstable Town, MA [12700]	5	5	0%
Lancaster, PA [29540]	5	5	0%
Norwich-New London, CT [35980]	5	5	0%
Olympia, WA [36500]	5	5	0%
Kalamazoo-Portage, MI [28020]	5	5	0%
Killeen-Temple-Fort Hood, TX [28660]	5	4	0%
Beaumont-Port Arthur, TX [13140]	5	4	0%
Tyler, TX [46340]	5	4	0%
Augusta-Richmond County, GA-SC [12260]	5	4	0%
Atlantic City, NJ [12100]	5	3	0%
Lincoln, NE [30700]	5	2	0%
Flint, MI [22420]	5	2	0%
Oshkosh-Neenah, WI [36780]	4	12	0%
Utica-Rome, NY [46540]	4	7	0%
Tallahassee, FL [45220]	4	6	0%
Little Rock-North Little Rock-Conway, AR [30780]	4	6	0%
Bloomington, IN [14020]	4	5	0%
Buffalo-Niagara Falls, NY [15380]	4	5	0%
Grand Rapids-Wyoming, MI [24340]	4	5	0%
Salem, OR [41420]	4	4	0%
Las Cruces, NM [29740]	4	4	0%
Rockford, IL [40420]	4	4	0%
Sioux Falls, SD [43620]	4	3	0%
Shreveport-Bossier City, LA [43340]	4	3	0%
Fayetteville-Springdale-Rogers, AR-MO [22220]	4	3	0%
Bakersfield, CA [12540]	4	3	0%
Charleston-North Charleston, SC [16700]	4	2	0%
Scranton--Wilkes-Barre, PA [42540]	4	1	0%
St. Cloud, MN [41060]	3	5	0%
Eau Claire, WI [20740]	3	4	0%
Chattanooga, TN-GA [16860]	3	4	0%
Jackson, MS [27140]	3	3	0%
Waterloo-Cedar Falls, IA [47940]	3	3	0%
Kingsport-Bristol-Bristol, TN-VA [28700]	3	3	0%
Baton Rouge, LA [12940]	3	3	0%
Gulfport-Biloxi, MS [25060]	3	3	0%
Prescott, AZ [39140]	3	3	0%
Port St. Lucie, FL [38940]	3	3	0%
Saginaw-Saginaw Township North, MI [40980]	3	2	0%
Visalia-Porterville, CA [47300]	3	2	0%
Johnson City, TN [27740]	3	2	0%
Appleton, WI [11540]	2	10	0%
Asheville, NC [11700]	2	5	0%
Tuscaloosa, AL [46220]	2	4	0%
Pensacola-Ferry Pass-Brent, FL [37860]	2	3	0%
Evansville, IN-KY [21780]	2	2	0%
Canton-Massillon, OH [15940]	2	2	0%
Dover, DE [20100]	2	2	0%
Janesville, WI [27500]	2	2	0%
Hickory-Lenoir-Morganton, NC [25860]	2	2	0%
El Paso, TX [21340]	2	2	0%
Panama City-Lynn Haven, FL [37460]	2	2	0%
Yakima, WA [49420]	2	2	0%
Anchorage, AK [11260]	2	2	0%

Columbus, GA-AL [17980]	2	2	0%
Corpus Christi, TX [18580]	2	1	0%

> ELECTRICAL COMPUTERS: ARITHMETIC PROCESSING AND CALCULATING [708] - {1645} : (110)

Metro Region	Patents	Inventors	% Of Class
San Jose-Sunnyvale-Santa Clara, CA [41940]	488	429	29.7%
San Francisco-Oakland-Fremont, CA [41860]	248	168	15.1%
Austin-Round Rock, TX [12420]	211	214	12.8%
New York-Northern New Jersey-Long Island, NY-NJ-PA [35620]	126	141	7.7%
Boston-Cambridge-Quincy, MA-NH [14460]	119	97	7.2%
Dallas-Fort Worth-Arlington, TX [19100]	86	103	5.2%
San Diego-Carlsbad-San Marcos, CA [41740]	85	120	5.2%
Portland-Vancouver-Beaverton, OR-WA [38900]	85	84	5.2%
Seattle-Tacoma-Bellevue, WA [42660]	59	79	3.6%
Boulder, CO [14500]	50	45	3%
Phoenix-Mesa-Scottsdale, AZ [38060]	42	45	2.6%
Kingston, NY [28740]	42	10	2.6%
Durham, NC [20500]	36	33	2.2%
Greeley, CO [24540]	35	42	2.1%
Fort Collins-Loveland, CO [22660]	34	38	2.1%
Raleigh-Cary, NC [39580]	29	29	1.8%
Rochester, MN [40340]	27	32	1.6%
Philadelphia-Camden-Wilmington, PA-NJ-DE-MD [37980]	26	33	1.6%
Salt Lake City, UT [41620]	25	15	1.5%
Santa Cruz-Watsonville, CA [42100]	25	13	1.5%
Worcester, MA [49340]	22	17	1.3%
Sacramento--Arden-Arcade--Roseville, CA [40900]	20	28	1.2%
Washington-Arlington-Alexandria, DC-VA-MD-WV [47900]	19	31	1.2%
Denver-Aurora, CO [19740]	18	11	1.1%
Salinas, CA [41500]	18	2	1.1%
Minneapolis-St. Paul-Bloomington, MN-WI [33460]	17	16	1%
Baltimore-Towson, MD [12580]	16	22	1%
Chicago-Naperville-Joliet, IL-IN-WI [16980]	16	22	1%
Allentown-Bethlehem-Easton, PA-NJ [10900]	13	17	0.8%
Richmond, VA [40060]	13	2	0.8%
Manchester-Nashua, NH [31700]	12	11	0.7%
Bridgeport-Stamford-Norwalk, CT [14860]	11	9	0.7%
Rochester, NY [40380]	10	14	0.6%
Trenton-Ewing, NJ [45940]	10	9	0.6%
Palm Bay-Melbourne-Titusville, FL [37340]	10	6	0.6%
Burlington-South Burlington, VT [15540]	9	16	0.5%
Atlanta-Sandy Springs-Marietta, GA [12060]	9	12	0.5%
Orlando-Kissimmee, FL [36740]	9	10	0.5%
Houston-Sugar Land-Baytown, TX [26420]	9	9	0.5%
Detroit-Warren-Livonia, MI [19820]	8	10	0.5%
Syracuse, NY [45060]	8	9	0.5%
Miami-Fort Lauderdale-Pompano Beach, FL [33100]	8	7	0.5%
Oxnard-Thousand Oaks-Ventura, CA [37100]	7	11	0.4%
Yuba City, CA [49700]	7	7	0.4%
Boise City-Nampa, ID [14260]	7	7	0.4%
Providence-New Bedford-Fall River, RI-MA [39300]	7	6	0.4%
Provo-Orem, UT [39340]	6	8	0.4%
Albuquerque, NM [10740]	6	4	0.4%
Madison, WI [31540]	6	3	0.4%
Gainesville, FL [23540]	5	7	0.3%
Binghamton, NY [13780]	5	4	0.3%
Pittsburgh, PA [38300]	5	4	0.3%
Kansas City, MO-KS [28140]	5	3	0.3%
Nashville-Davidson--Murfreesboro--Franklin, TN [34980]	4	5	0.2%
Portland-South Portland-Biddeford, ME [38860]	4	3	0.2%
Modesto, CA [33700]	4	3	0.2%

Topeka, KS [45820]	4	1	0.2%
Burlington, NC [15500]	4	1	0.2%
Tucson, AZ [46060]	3	6	0.2%
Dayton, OH [19380]	3	5	0.2%
Cincinnati-Middletown, OH-KY-IN [17140]	3	5	0.2%
Milwaukee-Waukesha-West Allis, WI [33340]	3	4	0.2%
Utica-Rome, NY [46540]	3	4	0.2%
Reading, PA [39740]	3	3	0.2%
Charlotte-Gastonia-Concord, NC-SC [16740]	3	3	0.2%
Spokane, WA [44060]	3	3	0.2%
Las Vegas-Paradise, NV [29820]	3	2	0.2%
Greensboro-High Point, NC [24660]	3	2	0.2%
New Haven-Milford, CT [35300]	3	2	0.2%
Cedar Rapids, IA [16300]	2	8	0.1%
Ann Arbor, MI [11460]	2	4	0.1%
Colorado Springs, CO [17820]	2	3	0.1%
Knoxville, TN [28940]	2	2	0.1%
York-Hanover, PA [49620]	2	2	0.1%
Indianapolis-Carmel, IN [26900]	2	2	0.1%
Bakersfield, CA [12540]	2	2	0.1%
Vallejo-Fairfield, CA [46700]	2	2	0.1%
Cleveland-Elyria-Mentor, OH [17460]	2	2	0.1%
Springfield, IL [44100]	2	2	0.1%

> ELECTRICAL COMPUTERS AND DIGITAL PROCESSING SYSTEMS: MULTICOMPUTER DATA TRANSFERRING [709]  
 - {25739} : (222)

Metro Region	Patents	Inventors	% Of Class
San Jose-Sunnyvale-Santa Clara, CA [41940]	6506	6478	25.3%
San Francisco-Oakland-Fremont, CA [41860]	5343	4832	20.8%
Seattle-Tacoma-Bellevue, WA [42660]	3582	5425	13.9%
New York-Northern New Jersey-Long Island, NY-NJ-PA [35620]	2444	2561	9.5%
Boston-Cambridge-Quincy, MA-NH [14460]	2020	2168	7.8%
Austin-Round Rock, TX [12420]	1687	1786	6.6%
Durham, NC [20500]	1436	1448	5.6%
Raleigh-Cary, NC [39580]	1346	1344	5.2%
Washington-Arlington-Alexandria, DC-VA-MD-WV [47900]	938	943	3.6%
Atlanta-Sandy Springs-Marietta, GA [12060]	810	812	3.1%
Dallas-Fort Worth-Arlington, TX [19100]	793	943	3.1%
San Diego-Carlsbad-San Marcos, CA [41740]	770	918	3%
Santa Cruz-Watsonville, CA [42100]	682	444	2.6%
Portland-Vancouver-Beaverton, OR-WA [38900]	643	649	2.5%
Chicago-Naperville-Joliet, IL-IN-WI [16980]	589	704	2.3%
Phoenix-Mesa-Scottsdale, AZ [38060]	497	510	1.9%
Denver-Aurora, CO [19740]	424	461	1.6%
Boulder, CO [14500]	405	462	1.6%
Rochester, MN [40340]	348	331	1.4%
Worcester, MA [49340]	338	265	1.3%
Greeley, CO [24540]	305	313	1.2%
Kansas City, MO-KS [28140]	296	350	1.2%
Miami-Fort Lauderdale-Pompano Beach, FL [33100]	286	250	1.1%
Philadelphia-Camden-Wilmington, PA-NJ-DE-MD [37980]	264	286	1%
Sacramento--Arden-Arcade--Roseville, CA [40900]	264	276	1%
Manchester-Nashua, NH [31700]	263	205	1%
Bridgeport-Stamford-Norwalk, CT [14860]	259	171	1%
Fort Collins-Loveland, CO [22660]	193	218	0.7%
Provo-Orem, UT [39340]	188	199	0.7%
Minneapolis-St. Paul-Bloomington, MN-WI [33460]	178	177	0.7%
Baltimore-Towson, MD [12580]	173	144	0.7%
Tucson, AZ [46060]	172	223	0.7%
Oxnard-Thousand Oaks-Ventura, CA [37100]	163	133	0.6%
Houston-Sugar Land-Baytown, TX [26420]	153	194	0.6%

Salt Lake City, UT [41620]	134	116	0.5%
Modesto, CA [33700]	126	70	0.5%
Boise City-Nampa, ID [14260]	118	138	0.5%
Trenton-Ewing, NJ [45940]	117	96	0.5%
Pittsburgh, PA [38300]	116	121	0.5%
Tampa-St. Petersburg-Clearwater, FL [45300]	114	105	0.4%
Bremerton-Silverdale, WA [14740]	114	52	0.4%
Rochester, NY [40380]	111	147	0.4%
Colorado Springs, CO [17820]	108	136	0.4%
Kingston, NY [28740]	106	76	0.4%
Charlottesville, VA [16820]	104	44	0.4%
San Antonio, TX [41700]	95	122	0.4%
Laredo, TX [29700]	82	97	0.3%
Binghamton, NY [13780]	79	76	0.3%
Detroit-Warren-Livonia, MI [19820]	78	76	0.3%
Charlotte-Gastonia-Concord, NC-SC [16740]	75	98	0.3%
Santa Rosa-Petaluma, CA [42220]	72	72	0.3%
Cleveland-Elyria-Mentor, OH [17460]	68	65	0.3%
Richmond, VA [40060]	66	60	0.3%
Providence-New Bedford-Fall River, RI-MA [39300]	62	59	0.2%
Akron, OH [10420]	62	35	0.2%
New Haven-Milford, CT [35300]	60	48	0.2%
St. Louis, MO-IL [41180]	59	49	0.2%
Reno-Sparks, NV [39900]	59	35	0.2%
Riverside-San Bernardino-Ontario, CA [40140]	57	43	0.2%
Palm Bay-Melbourne-Titusville, FL [37340]	56	70	0.2%
Allentown-Bethlehem-Easton, PA-NJ [10900]	56	56	0.2%
Milwaukee-Waukesha-West Allis, WI [33340]	55	73	0.2%
Ann Arbor, MI [11460]	55	61	0.2%
Orlando-Kissimmee, FL [36740]	54	76	0.2%
Columbus, OH [18140]	53	49	0.2%
Stockton, CA [44700]	51	31	0.2%
Champaign-Urbana, IL [16580]	49	46	0.2%
Huntsville, AL [26620]	45	48	0.2%
Nashville-Davidson--Murfreesboro--Franklin, TN [34980]	45	41	0.2%
Omaha-Council Bluffs, NE-IA [36540]	43	50	0.2%
Indianapolis-Carmel, IN [26900]	42	55	0.2%
Lexington-Fayette, KY [30460]	42	46	0.2%
Hartford-West Hartford-East Hartford, CT [25540]	42	41	0.2%
Salinas, CA [41500]	42	30	0.2%
Las Vegas-Paradise, NV [29820]	38	34	0.1%
Albany-Schenectady-Troy, NY [10580]	36	38	0.1%
Iowa City, IA [26980]	34	35	0.1%
Cincinnati-Middletown, OH-KY-IN [17140]	33	29	0.1%
Wichita, KS [48620]	32	44	0.1%
Fresno, CA [23420]	32	11	0.1%
Yuba City, CA [49700]	31	25	0.1%
Vallejo-Fairfield, CA [46700]	30	23	0.1%
Madison, WI [31540]	29	22	0.1%
Eugene-Springfield, OR [21660]	29	14	0.1%
Albuquerque, NM [10740]	28	24	0.1%
Cedar Rapids, IA [16300]	27	34	0.1%
Reading, PA [39740]	27	22	0.1%
Burlington, NC [15500]	25	21	0.1%
San Luis Obispo-Paso Robles, CA [42020]	25	20	0.1%
Springfield, MA [44140]	25	15	0.1%
Olympia, WA [36500]	23	18	0.1%
Birmingham-Hoover, AL [13820]	22	23	0.1%
Cape Coral-Fort Myers, FL [15980]	22	17	0.1%
Topeka, KS [45820]	22	16	0.1%
Burlington-South Burlington, VT [15540]	21	31	0.1%
Gainesville, GA [23580]	20	14	0.1%
Tulsa, OK [46140]	19	25	0.1%
Virginia Beach-Norfolk-Newport News, VA-NC [47260]	19	17	0.1%
Syracuse, NY [45060]	18	24	0.1%

Ogden-Clearfield, UT [36260]	18	18	0.1%
Blacksburg-Christiansburg-Radford, VA [13980]	17	19	0.1%
Portland-South Portland-Biddeford, ME [38860]	17	13	0.1%
Greensboro-High Point, NC [24660]	17	11	0.1%
Naples-Marco Island, FL [34940]	17	10	0.1%
Spokane, WA [44060]	16	18	0.1%
Salem, OR [41420]	16	11	0.1%
Grand Rapids-Wyoming, MI [24340]	16	8	0.1%
Gainesville, FL [23540]	14	19	0.1%
Roanoke, VA [40220]	14	18	0.1%
Knoxville, TN [28940]	14	15	0.1%
Port St. Lucie, FL [38940]	14	10	0.1%
Memphis, TN-MS-AR [32820]	14	9	0.1%
Racine, WI [39540]	14	8	0.1%
Saginaw-Saginaw Township North, MI [40980]	14	7	0.1%
Jacksonville, FL [27260]	13	22	0.1%
Athens-Clarke County, GA [12020]	13	13	0.1%
Peoria, IL [37900]	12	28	0%
Columbia, SC [17900]	12	11	0%
Eau Claire, WI [20740]	11	16	0%
Little Rock-North Little Rock-Conway, AR [30780]	11	8	0%
Tallahassee, FL [45220]	11	6	0%
Lansing-East Lansing, MI [29620]	10	8	0%
Des Moines-West Des Moines, IA [19780]	10	6	0%
Dayton, OH [19380]	9	8	0%
Louisville/Jefferson County, KY-IN [31140]	8	19	0%
Lakeland, FL [29460]	8	8	0%
State College, PA [44300]	8	8	0%
Niles-Benton Harbor, MI [35660]	8	8	0%
Greenville-Mauldin-Easley, SC [24860]	8	7	0%
Medford, OR [32780]	8	5	0%
Scranton--Wilkes-Barre, PA [42540]	8	2	0%
Sioux Falls, SD [43620]	7	11	0%
New Orleans-Metairie-Kenner, LA [35380]	7	10	0%
York-Hanover, PA [49620]	7	8	0%
Bend, OR [13460]	7	6	0%
Barnstable Town, MA [12700]	6	9	0%
Utica-Rome, NY [46540]	6	8	0%
Mobile, AL [33660]	6	6	0%
Wilmington, NC [48900]	6	3	0%
Sioux City, IA-NE-SD [43580]	6	2	0%
Ocala, FL [36100]	5	8	0%
Fort Wayne, IN [23060]	5	8	0%
Elkhart-Goshen, IN [21140]	5	7	0%
Fargo, ND-MN [22020]	5	7	0%
Winston-Salem, NC [49180]	5	7	0%
College Station-Bryan, TX [17780]	5	6	0%
Bloomington, IN [14020]	5	6	0%
Merced, CA [32900]	5	4	0%
Lancaster, PA [29540]	5	4	0%
Janesville, WI [27500]	5	3	0%
Tuscaloosa, AL [46220]	5	3	0%
Oklahoma City, OK [36420]	4	9	0%
Buffalo-Niagara Falls, NY [15380]	4	9	0%
South Bend-Mishawaka, IN-MI [43780]	4	8	0%
Bellingham, WA [13380]	4	5	0%
Harrisburg-Carlisle, PA [25420]	4	5	0%
Spartanburg, SC [43900]	4	4	0%
Norwich-New London, CT [35980]	4	4	0%
Deltona-Daytona Beach-Ormond Beach, FL [19660]	4	4	0%
Las Cruces, NM [29740]	4	3	0%
Appleton, WI [11540]	4	3	0%
Chattanooga, TN-GA [16860]	4	3	0%
Shreveport-Bossier City, LA [43340]	4	3	0%
Bakersfield, CA [12540]	4	3	0%

Chico, CA [17020]	4	3	0%
Flint, MI [22420]	4	2	0%
Killeen-Temple-Fort Hood, TX [28660]	4	2	0%
Davenport-Moline-Rock Island, IA-IL [19340]	4	2	0%
Canton-Massillon, OH [15940]	3	8	0%
Jackson, MS [27140]	3	5	0%
Redding, CA [39820]	3	5	0%
Gulfport-Biloxi, MS [25060]	3	5	0%
Columbia, MO [17860]	3	4	0%
Lynchburg, VA [31340]	3	3	0%
Lincoln, NE [30700]	3	3	0%
Monroe, LA [33740]	3	3	0%
Panama City-Lynn Haven, FL [37460]	3	3	0%
Johnson City, TN [27740]	3	3	0%
Hickory-Lenoir-Morganton, NC [25860]	3	3	0%
Fayetteville, NC [22180]	3	3	0%
Kingsport-Bristol-Bristol, TN-VA [28700]	3	3	0%
Baton Rouge, LA [12940]	3	3	0%
Lafayette, LA [29180]	3	3	0%
Pensacola-Ferry Pass-Brent, FL [37860]	3	3	0%
Hagerstown-Martinsburg, MD-WV [25180]	3	2	0%
Tyler, TX [46340]	3	2	0%
Visalia-Porterville, CA [47300]	3	2	0%
Corpus Christi, TX [18580]	3	1	0%
Green Bay, WI [24580]	3	1	0%
Oshkosh-Neenah, WI [36780]	2	4	0%
Charleston-North Charleston, SC [16700]	2	4	0%
Albany, GA [10500]	2	3	0%
Waterloo-Cedar Falls, IA [47940]	2	3	0%
Kalamazoo-Portage, MI [28020]	2	3	0%
Kennewick-Richland-Pasco, WA [28420]	2	3	0%
Springfield, IL [44100]	2	2	0%
Yakima, WA [49420]	2	2	0%
Prescott, AZ [39140]	2	2	0%
Terre Haute, IN [45460]	2	2	0%
Youngstown-Warren-Boardman, OH-PA [49660]	2	2	0%
Toledo, OH [45780]	2	2	0%
Punta Gorda, FL [39460]	2	2	0%
Houma-Bayou Cane-Thibodaux, LA [26380]	2	1	0%
Charleston, WV [16620]	2	1	0%
Billings, MT [13740]	2	1	0%

> ELECTRICAL COMPUTERS AND DIGITAL DATA PROCESSING SYSTEMS: INPUT/OUTPUT [710] - {6303} : (158)

Metro Region	Patents	Inventors	% Of Class
San Jose-Sunnyvale-Santa Clara, CA [41940]	1818	1766	28.8%
San Francisco-Oakland-Fremont, CA [41860]	1012	805	16.1%
Austin-Round Rock, TX [12420]	870	977	13.8%
Phoenix-Mesa-Scottsdale, AZ [38060]	411	451	6.5%
Portland-Vancouver-Beaverton, OR-WA [38900]	402	420	6.4%
Seattle-Tacoma-Bellevue, WA [42660]	364	537	5.8%
Boston-Cambridge-Quincy, MA-NH [14460]	359	391	5.7%
Durham, NC [20500]	269	363	4.3%
New York-Northern New Jersey-Long Island, NY-NJ-PA [35620]	255	231	4%
Raleigh-Cary, NC [39580]	249	331	4%
Santa Cruz-Watsonville, CA [42100]	223	135	3.5%
Boulder, CO [14500]	213	217	3.4%
Rochester, MN [40340]	213	215	3.4%
Tucson, AZ [46060]	185	212	2.9%
Greeley, CO [24540]	184	202	2.9%
Sacramento--Arden-Arcade--Roseville, CA [40900]	184	176	2.9%



Worcester, MA [49340]	175	156	2.8%
Fort Collins-Loveland, CO [22660]	174	185	2.8%
San Diego-Carlsbad-San Marcos, CA [41740]	146	191	2.3%
Dallas-Fort Worth-Arlington, TX [19100]	139	218	2.2%
Houston-Sugar Land-Baytown, TX [26420]	136	207	2.2%
Boise City-Nampa, ID [14260]	112	99	1.8%
Kingston, NY [28740]	101	45	1.6%
Atlanta-Sandy Springs-Marietta, GA [12060]	100	101	1.6%
Colorado Springs, CO [17820]	97	114	1.5%
Denver-Aurora, CO [19740]	96	88	1.5%
Minneapolis-St. Paul-Bloomington, MN-WI [33460]	84	71	1.3%
Chicago-Naperville-Joliet, IL-IN-WI [16980]	57	99	0.9%
Philadelphia-Camden-Wilmington, PA-NJ-DE-MD [37980]	40	51	0.6%
Wichita, KS [48620]	37	35	0.6%
Burlington-South Burlington, VT [15540]	33	49	0.5%
Indianapolis-Carmel, IN [26900]	32	44	0.5%
Binghamton, NY [13780]	32	31	0.5%
Bremerton-Silverdale, WA [14740]	31	11	0.5%
Washington-Arlington-Alexandria, DC-VA-MD-WV [47900]	30	38	0.5%
Oxnard-Thousand Oaks-Ventura, CA [37100]	30	26	0.5%
Olympia, WA [36500]	30	22	0.5%
Providence-New Bedford-Fall River, RI-MA [39300]	29	25	0.5%
Manchester-Nashua, NH [31700]	28	26	0.4%
Detroit-Warren-Livonia, MI [19820]	28	26	0.4%
Modesto, CA [33700]	27	22	0.4%
Rochester, NY [40380]	24	44	0.4%
Bridgeport-Stamford-Norwalk, CT [14860]	24	18	0.4%
Riverside-San Bernardino-Ontario, CA [40140]	22	19	0.3%
Allentown-Bethlehem-Easton, PA-NJ [10900]	21	25	0.3%
Miami-Fort Lauderdale-Pompano Beach, FL [33100]	20	26	0.3%
San Antonio, TX [41700]	18	4	0.3%
Cleveland-Elyria-Mentor, OH [17460]	15	21	0.2%
Reading, PA [39740]	15	14	0.2%
Albuquerque, NM [10740]	14	16	0.2%
Ann Arbor, MI [11460]	14	11	0.2%
Huntsville, AL [26620]	13	21	0.2%
Akron, OH [10420]	13	15	0.2%
Milwaukee-Waukesha-West Allis, WI [33340]	13	14	0.2%
Cedar Rapids, IA [16300]	12	24	0.2%
Yuba City, CA [49700]	12	12	0.2%
Orlando-Kissimmee, FL [36740]	12	10	0.2%
Stockton, CA [44700]	12	5	0.2%
Salt Lake City, UT [41620]	11	13	0.2%
Portland-South Portland-Biddeford, ME [38860]	11	10	0.2%
Springfield, MA [44140]	11	7	0.2%
Iowa City, IA [26980]	10	17	0.2%
Kansas City, MO-KS [28140]	10	14	0.2%
Santa Rosa-Petaluma, CA [42220]	10	12	0.2%
Spokane, WA [44060]	10	6	0.2%
Provo-Orem, UT [39340]	9	11	0.1%
Lexington-Fayette, KY [30460]	9	10	0.1%
Tampa-St. Petersburg-Clearwater, FL [45300]	9	10	0.1%
Blacksburg-Christiansburg-Radford, VA [13980]	8	11	0.1%
Roanoke, VA [40220]	8	9	0.1%
Charlottesville, VA [16820]	8	8	0.1%
Kalamazoo-Portage, MI [28020]	8	7	0.1%
Las Vegas-Paradise, NV [29820]	8	5	0.1%
Salinas, CA [41500]	8	5	0.1%
Johnson City, TN [27740]	7	13	0.1%
Kingsport-Bristol-Bristol, TN-VA [28700]	7	12	0.1%
Ogden-Clearfield, UT [36260]	7	8	0.1%
Palm Bay-Melbourne-Titusville, FL [37340]	7	7	0.1%
Hartford-West Hartford-East Hartford, CT [25540]	7	7	0.1%
Vallejo-Fairfield, CA [46700]	7	5	0.1%
Buffalo-Niagara Falls, NY [15380]	6	13	0.1%

Champaign-Urbana, IL [16580]	6	6	0.1%
Macon, GA [31420]	6	4	0.1%
Syracuse, NY [45060]	5	11	0.1%
Charlotte-Gastonia-Concord, NC-SC [16740]	5	10	0.1%
Baltimore-Towson, MD [12580]	5	6	0.1%
Pittsburgh, PA [38300]	5	6	0.1%
St. Louis, MO-IL [41180]	5	5	0.1%
Barnstable Town, MA [12700]	5	3	0.1%
Reno-Sparks, NV [39900]	4	10	0.1%
Tulsa, OK [46140]	4	9	0.1%
Jackson, MS [27140]	4	8	0.1%
Eau Claire, WI [20740]	4	7	0.1%
Killeen-Temple-Fort Hood, TX [28660]	4	5	0.1%
San Luis Obispo-Paso Robles, CA [42020]	4	4	0.1%
Niles-Benton Harbor, MI [35660]	4	4	0.1%
Trenton-Ewing, NJ [45940]	4	3	0.1%
Medford, OR [32780]	4	3	0.1%
Nashville-Davidson--Murfreesboro--Franklin, TN [34980]	3	7	0%
Fargo, ND-MN [22020]	3	3	0%
Burlington, NC [15500]	3	3	0%
Chico, CA [17020]	3	3	0%
Lancaster, PA [29540]	3	2	0%
Bellingham, WA [13380]	3	2	0%
Omaha-Council Bluffs, NE-IA [36540]	2	5	0%
Oklahoma City, OK [36420]	2	3	0%
Columbia, SC [17900]	2	3	0%
Charleston-North Charleston, SC [16700]	2	3	0%
Madison, WI [31540]	2	3	0%
Jackson, MI [27100]	2	3	0%
Fort Wayne, IN [23060]	2	3	0%
Albany-Schenectady-Troy, NY [10580]	2	3	0%
Des Moines-West Des Moines, IA [19780]	2	3	0%
Davenport-Moline-Rock Island, IA-IL [19340]	2	2	0%
Wilmington, NC [48900]	2	2	0%
Richmond, VA [40060]	2	2	0%
Racine, WI [39540]	2	2	0%
Columbus, OH [18140]	2	2	0%
New Haven-Milford, CT [35300]	2	2	0%
Louisville/Jefferson County, KY-IN [31140]	2	2	0%
Dayton, OH [19380]	2	2	0%
Cincinnati-Middletown, OH-KY-IN [17140]	2	2	0%
Norwich-New London, CT [35980]	2	1	0%
Merced, CA [32900]	2	1	0%

> ELECTRICAL COMPUTERS AND DIGITAL PROCESSING SYSTEMS: MEMORY [711] - {11340} : (158)

Metro Region	Patents	Inventors	% Of Class
San Jose-Sunnyvale-Santa Clara, CA [41940]	3759	2952	33.1%
San Francisco-Oakland-Fremont, CA [41860]	1887	1207	16.6%
Austin-Round Rock, TX [12420]	1485	1215	13.1%
Boston-Cambridge-Quincy, MA-NH [14460]	894	661	7.9%
Phoenix-Mesa-Scottsdale, AZ [38060]	781	644	6.9%
Seattle-Tacoma-Bellevue, WA [42660]	688	832	6.1%
New York-Northern New Jersey-Long Island, NY-NJ-PA [35620]	648	466	5.7%
Tucson, AZ [46060]	643	503	5.7%
Portland-Vancouver-Beaverton, OR-WA [38900]	561	503	4.9%
Durham, NC [20500]	509	502	4.5%
Raleigh-Cary, NC [39580]	459	452	4%
Boulder, CO [14500]	430	420	3.8%
Rochester, MN [40340]	411	382	3.6%
Worcester, MA [49340]	411	248	3.6%
Greeley, CO [24540]	365	338	3.2%

Santa Cruz-Watsonville, CA [42100]	345	189	3%
Fort Collins-Loveland, CO [22660]	332	305	2.9%
Sacramento--Arden-Arcade--Roseville, CA [40900]	278	298	2.5%
Denver-Aurora, CO [19740]	244	194	2.2%
Boise City-Nampa, ID [14260]	224	169	2%
Minneapolis-St. Paul-Bloomington, MN-WI [33460]	176	122	1.6%
San Diego-Carlsbad-San Marcos, CA [41740]	171	209	1.5%
Dallas-Fort Worth-Arlington, TX [19100]	150	156	1.3%
Houston-Sugar Land-Baytown, TX [26420]	128	148	1.1%
Colorado Springs, CO [17820]	117	113	1%
Atlanta-Sandy Springs-Marietta, GA [12060]	106	98	0.9%
Manchester-Nashua, NH [31700]	88	50	0.8%
Chicago-Naperville-Joliet, IL-IN-WI [16980]	87	90	0.8%
Bridgeport-Stamford-Norwalk, CT [14860]	83	39	0.7%
Wichita, KS [48620]	77	65	0.7%
Modesto, CA [33700]	74	41	0.7%
Kingston, NY [28740]	72	50	0.6%
Pittsburgh, PA [38300]	66	49	0.6%
Provo-Orem, UT [39340]	60	53	0.5%
Washington-Arlington-Alexandria, DC-VA-MD-WV [47900]	57	61	0.5%
Oxnard-Thousand Oaks-Ventura, CA [37100]	54	33	0.5%
Philadelphia-Camden-Wilmington, PA-NJ-DE-MD [37980]	48	54	0.4%
Salt Lake City, UT [41620]	48	32	0.4%
Madison, WI [31540]	47	30	0.4%
Binghamton, NY [13780]	47	20	0.4%
Orlando-Kissimmee, FL [36740]	40	60	0.4%
Providence-New Bedford-Fall River, RI-MA [39300]	38	26	0.3%
Olympia, WA [36500]	37	19	0.3%
Trenton-Ewing, NJ [45940]	34	23	0.3%
Burlington-South Burlington, VT [15540]	32	54	0.3%
Yuba City, CA [49700]	29	25	0.3%
Bremerton-Silverdale, WA [14740]	28	14	0.2%
Riverside-San Bernardino-Ontario, CA [40140]	28	11	0.2%
Rochester, NY [40380]	27	22	0.2%
Allentown-Bethlehem-Easton, PA-NJ [10900]	25	27	0.2%
Kansas City, MO-KS [28140]	22	14	0.2%
Baltimore-Towson, MD [12580]	19	36	0.2%
Oklahoma City, OK [36420]	19	25	0.2%
Ann Arbor, MI [11460]	19	17	0.2%
Springfield, MA [44140]	19	13	0.2%
Eau Claire, WI [20740]	18	22	0.2%
Miami-Fort Lauderdale-Pompano Beach, FL [33100]	18	18	0.2%
Tampa-St. Petersburg-Clearwater, FL [45300]	18	6	0.2%
Albuquerque, NM [10740]	17	19	0.1%
Champaign-Urbana, IL [16580]	16	11	0.1%
Charlottesville, VA [16820]	16	9	0.1%
Vallejo-Fairfield, CA [46700]	15	7	0.1%
Palm Bay-Melbourne-Titusville, FL [37340]	14	17	0.1%
Richmond, VA [40060]	13	10	0.1%
Ogden-Clearfield, UT [36260]	13	3	0.1%
Las Vegas-Paradise, NV [29820]	12	9	0.1%
Spokane, WA [44060]	12	7	0.1%
Stockton, CA [44700]	10	8	0.1%
Akron, OH [10420]	10	6	0.1%
Milwaukee-Waukesha-West Allis, WI [33340]	9	11	0.1%
Kingsport-Bristol-Bristol, TN-VA [28700]	9	7	0.1%
Columbus, OH [18140]	9	7	0.1%
Reading, PA [39740]	9	6	0.1%
San Antonio, TX [41700]	9	4	0.1%
Detroit-Warren-Livonia, MI [19820]	8	19	0.1%
Huntsville, AL [26620]	8	11	0.1%
Santa Rosa-Petaluma, CA [42220]	8	10	0.1%
Cleveland-Elyria-Mentor, OH [17460]	8	9	0.1%
Johnson City, TN [27740]	7	7	0.1%
Hartford-West Hartford-East Hartford, CT [25540]	7	6	0.1%

Bellingham, WA [13380]	7	4	0.1%
Knoxville, TN [28940]	6	12	0.1%
Reno-Sparks, NV [39900]	6	6	0.1%
Columbia, SC [17900]	6	6	0.1%
Portland-South Portland-Biddeford, ME [38860]	6	5	0.1%
Winston-Salem, NC [49180]	6	2	0.1%
Salinas, CA [41500]	5	4	0%
Syracuse, NY [45060]	5	2	0%
Davenport-Moline-Rock Island, IA-IL [19340]	5	2	0%
Tallahassee, FL [45220]	4	6	0%
Grand Rapids-Wyoming, MI [24340]	4	4	0%
Peoria, IL [37900]	4	4	0%
Albany-Schenectady-Troy, NY [10580]	4	2	0%
Redding, CA [39820]	4	2	0%
Rockford, IL [40420]	4	1	0%
Tulsa, OK [46140]	3	6	0%
Lexington-Fayette, KY [30460]	3	5	0%
Cedar Rapids, IA [16300]	3	5	0%
New Haven-Milford, CT [35300]	3	3	0%
Medford, OR [32780]	3	3	0%
Naples-Marco Island, FL [34940]	3	3	0%
Cape Coral-Fort Myers, FL [15980]	3	3	0%
St. Louis, MO-IL [41180]	3	3	0%
Prescott, AZ [39140]	3	3	0%
Jacksonville, FL [27260]	3	2	0%
Fresno, CA [23420]	3	2	0%
Chico, CA [17020]	3	2	0%
San Luis Obispo-Paso Robles, CA [42020]	3	2	0%
Merced, CA [32900]	3	1	0%
Lansing-East Lansing, MI [29620]	2	4	0%
Virginia Beach-Norfolk-Newport News, VA-NC [47260]	2	2	0%
Youngstown-Warren-Boardman, OH-PA [49660]	2	2	0%
Elkhart-Goshen, IN [21140]	2	2	0%
Lancaster, PA [29540]	2	2	0%
Las Cruces, NM [29740]	2	2	0%
Springfield, IL [44100]	2	2	0%
State College, PA [44300]	2	2	0%
Iowa City, IA [26980]	2	2	0%
Bend, OR [13460]	2	2	0%
Deltona-Daytona Beach-Ormond Beach, FL [19660]	2	2	0%
South Bend-Mishawaka, IN-MI [43780]	2	2	0%
Killeen-Temple-Fort Hood, TX [28660]	2	1	0%
Scranton--Wilkes-Barre, PA [42540]	2	1	0%
Pueblo, CO [39380]	2	1	0%
Barnstable Town, MA [12700]	2	1	0%
Racine, WI [39540]	2	1	0%
Tyler, TX [46340]	2	1	0%
Greensboro-High Point, NC [24660]	2	1	0%

> ELECTRICAL COMPUTERS AND DIGITAL PROCESSING SYSTEMS: PROCESSING ARCHITECTURES AND INSTRUCTION PROCESSING (E.G., PROCESSORS) [712] - {2600} : (88)

Metro Region	Patents	Inventors	% Of Class
San Jose-Sunnyvale-Santa Clara, CA [41940]	802	714	30.8%
Austin-Round Rock, TX [12420]	712	581	27.4%
San Francisco-Oakland-Fremont, CA [41860]	405	266	15.6%
Portland-Vancouver-Beaverton, OR-WA [38900]	218	214	8.4%
Durham, NC [20500]	181	130	7%
New York-Northern New Jersey-Long Island, NY-NJ-PA [35620]	173	157	6.7%
Raleigh-Cary, NC [39580]	169	120	6.5%
Boston-Cambridge-Quincy, MA-NH [14460]	155	147	6%
Santa Cruz-Watsonville, CA [42100]	146	64	5.6%

Rochester, MN [40340]	129	95	5%
Seattle-Tacoma-Bellevue, WA [42660]	84	94	3.2%
Dallas-Fort Worth-Arlington, TX [19100]	74	84	2.8%
San Diego-Carlsbad-San Marcos, CA [41740]	57	64	2.2%
Greeley, CO [24540]	57	57	2.2%
Fort Collins-Loveland, CO [22660]	55	54	2.1%
Boulder, CO [14500]	54	56	2.1%
Phoenix-Mesa-Scottsdale, AZ [38060]	47	70	1.8%
Sacramento--Arden-Arcade--Roseville, CA [40900]	40	52	1.5%
Kingston, NY [28740]	40	23	1.5%
Worcester, MA [49340]	38	31	1.5%
Burlington-South Burlington, VT [15540]	31	25	1.2%
Bridgeport-Stamford-Norwalk, CT [14860]	31	17	1.2%
Washington-Arlington-Alexandria, DC-VA-MD-WV [47900]	24	30	0.9%
Providence-New Bedford-Fall River, RI-MA [39300]	16	7	0.6%
Minneapolis-St. Paul-Bloomington, MN-WI [33460]	15	14	0.6%
Champaign-Urbana, IL [16580]	15	11	0.6%
Houston-Sugar Land-Baytown, TX [26420]	14	14	0.5%
Manchester-Nashua, NH [31700]	14	8	0.5%
Chicago-Naperville-Joliet, IL-IN-WI [16980]	13	19	0.5%
Madison, WI [31540]	13	12	0.5%
Modesto, CA [33700]	10	3	0.4%
Boise City-Nampa, ID [14260]	9	12	0.3%
Denver-Aurora, CO [19740]	9	8	0.3%
Binghamton, NY [13780]	9	6	0.3%
Ann Arbor, MI [11460]	8	7	0.3%
Tallahassee, FL [45220]	8	3	0.3%
Albuquerque, NM [10740]	7	7	0.3%
San Antonio, TX [41700]	7	5	0.3%
Orlando-Kissimmee, FL [36740]	6	7	0.2%
Palm Bay-Melbourne-Titusville, FL [37340]	6	6	0.2%
Vallejo-Fairfield, CA [46700]	6	5	0.2%
Allentown-Bethlehem-Easton, PA-NJ [10900]	5	12	0.2%
Eau Claire, WI [20740]	5	11	0.2%
Baltimore-Towson, MD [12580]	5	5	0.2%
Salt Lake City, UT [41620]	5	4	0.2%
Charlottesville, VA [16820]	5	4	0.2%
Colorado Springs, CO [17820]	5	4	0.2%
Rochester, NY [40380]	5	4	0.2%
Stockton, CA [44700]	5	3	0.2%
Trenton-Ewing, NJ [45940]	4	6	0.2%
Oxnard-Thousand Oaks-Ventura, CA [37100]	4	4	0.2%
Atlanta-Sandy Springs-Marietta, GA [12060]	4	4	0.2%
Philadelphia-Camden-Wilmington, PA-NJ-DE-MD [37980]	4	4	0.2%
Provo-Orem, UT [39340]	4	3	0.2%
Pittsburgh, PA [38300]	3	6	0.1%
Riverside-San Bernardino-Ontario, CA [40140]	3	5	0.1%
Tucson, AZ [46060]	3	4	0.1%
Tampa-St. Petersburg-Clearwater, FL [45300]	3	3	0.1%
College Station-Bryan, TX [17780]	3	2	0.1%
Gainesville, FL [23540]	3	2	0.1%
Laredo, TX [29700]	3	2	0.1%
Rockford, IL [40420]	3	2	0.1%
Salem, OR [41420]	3	1	0.1%
Knoxville, TN [28940]	3	1	0.1%
Cedar Rapids, IA [16300]	2	13	0.1%
Iowa City, IA [26980]	2	11	0.1%
Huntsville, AL [26620]	2	6	0.1%
Spokane, WA [44060]	2	3	0.1%
Richmond, VA [40060]	2	2	0.1%
Miami-Fort Lauderdale-Pompano Beach, FL [33100]	2	2	0.1%
Detroit-Warren-Livonia, MI [19820]	2	2	0.1%
Las Vegas-Paradise, NV [29820]	2	2	0.1%
Columbus, OH [18140]	2	2	0.1%
Olympia, WA [36500]	2	2	0.1%

## &gt; ELECTRICAL COMPUTERS AND DIGITAL PROCESSING SYSTEMS: SUPPORT [713] - {12196} : (193)

Metro Region	Patents	Inventors	% Of Class
San Jose-Sunnyvale-Santa Clara, CA [41940]	3018	3173	24.7%
San Francisco-Oakland-Fremont, CA [41860]	1860	1599	15.3%
Seattle-Tacoma-Bellevue, WA [42660]	1432	1946	11.7%
Austin-Round Rock, TX [12420]	1356	1511	11.1%
Portland-Vancouver-Beaverton, OR-WA [38900]	855	782	7%
New York-Northern New Jersey-Long Island, NY-NJ-PA [35620]	802	919	6.6%
Boston-Cambridge-Quincy, MA-NH [14460]	637	647	5.2%
Durham, NC [20500]	572	662	4.7%
Raleigh-Cary, NC [39580]	544	608	4.5%
San Diego-Carlsbad-San Marcos, CA [41740]	437	484	3.6%
Washington-Arlington-Alexandria, DC-VA-MD-WV [47900]	377	344	3.1%
Sacramento--Arden-Arcade--Roseville, CA [40900]	356	316	2.9%
Phoenix-Mesa-Scottsdale, AZ [38060]	340	379	2.8%
Boulder, CO [14500]	297	346	2.4%
Dallas-Fort Worth-Arlington, TX [19100]	290	351	2.4%
Santa Cruz-Watsonville, CA [42100]	277	199	2.3%
Houston-Sugar Land-Baytown, TX [26420]	259	317	2.1%
Greeley, CO [24540]	231	264	1.9%
Fort Collins-Loveland, CO [22660]	213	236	1.7%
Atlanta-Sandy Springs-Marietta, GA [12060]	207	248	1.7%
Denver-Aurora, CO [19740]	183	203	1.5%
Chicago-Naperville-Joliet, IL-IN-WI [16980]	181	220	1.5%
Rochester, MN [40340]	166	231	1.4%
Worcester, MA [49340]	136	136	1.1%
Philadelphia-Camden-Wilmington, PA-NJ-DE-MD [37980]	124	134	1%
Boise City-Nampa, ID [14260]	121	101	1%
Tucson, AZ [46060]	101	128	0.8%
Bridgeport-Stamford-Norwalk, CT [14860]	97	77	0.8%
Baltimore-Towson, MD [12580]	90	112	0.7%
Olympia, WA [36500]	82	39	0.7%
Colorado Springs, CO [17820]	78	96	0.6%
Provo-Orem, UT [39340]	77	77	0.6%
Miami-Fort Lauderdale-Pompano Beach, FL [33100]	76	84	0.6%
Minneapolis-St. Paul-Bloomington, MN-WI [33460]	72	71	0.6%
Manchester-Nashua, NH [31700]	66	63	0.5%
Rochester, NY [40380]	58	99	0.5%
Modesto, CA [33700]	57	37	0.5%
Trenton-Ewing, NJ [45940]	56	38	0.5%
Pittsburgh, PA [38300]	54	51	0.4%
Burlington-South Burlington, VT [15540]	51	83	0.4%
Tampa-St. Petersburg-Clearwater, FL [45300]	51	65	0.4%
Bremerton-Silverdale, WA [14740]	50	21	0.4%
Kingston, NY [28740]	47	30	0.4%
Salt Lake City, UT [41620]	46	51	0.4%
Oxnard-Thousand Oaks-Ventura, CA [37100]	44	45	0.4%
Reno-Sparks, NV [39900]	42	59	0.3%
Akron, OH [10420]	42	31	0.3%
Charlottesville, VA [16820]	41	21	0.3%
San Antonio, TX [41700]	40	48	0.3%
Providence-New Bedford-Fall River, RI-MA [39300]	39	47	0.3%
Kansas City, MO-KS [28140]	36	59	0.3%
Allentown-Bethlehem-Easton, PA-NJ [10900]	36	46	0.3%
Hartford-West Hartford-East Hartford, CT [25540]	36	16	0.3%
Las Vegas-Paradise, NV [29820]	35	31	0.3%
Cleveland-Elyria-Mentor, OH [17460]	34	41	0.3%
Detroit-Warren-Livonia, MI [19820]	33	37	0.3%
Binghamton, NY [13780]	33	27	0.3%
Charlotte-Gastonia-Concord, NC-SC [16740]	32	45	0.3%

Laredo, TX [29700]	32	38	0.3%
Ann Arbor, MI [11460]	32	37	0.3%
Albuquerque, NM [10740]	31	43	0.3%
Indianapolis-Carmel, IN [26900]	30	43	0.2%
Yuba City, CA [49700]	28	18	0.2%
Columbus, OH [18140]	27	29	0.2%
Orlando-Kissimmee, FL [36740]	26	33	0.2%
Milwaukee-Waukesha-West Allis, WI [33340]	25	44	0.2%
Cincinnati-Middletown, OH-KY-IN [17140]	24	28	0.2%
Vallejo-Fairfield, CA [46700]	24	17	0.2%
Madison, WI [31540]	23	23	0.2%
Cedar Rapids, IA [16300]	22	37	0.2%
Stockton, CA [44700]	22	14	0.2%
Killeen-Temple-Fort Hood, TX [28660]	21	12	0.2%
Salinas, CA [41500]	21	12	0.2%
Iowa City, IA [26980]	20	28	0.2%
Palm Bay-Melbourne-Titusville, FL [37340]	20	26	0.2%
New Haven-Milford, CT [35300]	20	17	0.2%
Ogden-Clearfield, UT [36260]	20	16	0.2%
Richmond, VA [40060]	20	14	0.2%
St. Louis, MO-IL [41180]	19	22	0.2%
Springfield, MA [44140]	19	11	0.2%
Riverside-San Bernardino-Ontario, CA [40140]	18	18	0.1%
Virginia Beach-Norfolk-Newport News, VA-NC [47260]	18	13	0.1%
Syracuse, NY [45060]	18	10	0.1%
Albany-Schenectady-Troy, NY [10580]	16	17	0.1%
San Luis Obispo-Paso Robles, CA [42020]	15	9	0.1%
Santa Rosa-Petaluma, CA [42220]	14	14	0.1%
Burlington, NC [15500]	14	8	0.1%
Lexington-Fayette, KY [30460]	13	24	0.1%
Dayton, OH [19380]	13	14	0.1%
Barnstable Town, MA [12700]	12	13	0.1%
Tulsa, OK [46140]	12	11	0.1%
Fargo, ND-MN [22020]	12	10	0.1%
Columbia, SC [17900]	12	8	0.1%
Champaign-Urbana, IL [16580]	12	8	0.1%
Canton-Massillon, OH [15940]	12	7	0.1%
Eugene-Springfield, OR [21660]	12	6	0.1%
Bend, OR [13460]	12	5	0.1%
Omaha-Council Bluffs, NE-IA [36540]	11	16	0.1%
Reading, PA [39740]	11	12	0.1%
Salem, OR [41420]	11	12	0.1%
Nashville-Davidson--Murfreesboro--Franklin, TN [34980]	10	15	0.1%
Wichita, KS [48620]	10	14	0.1%
Memphis, TN-MS-AR [32820]	10	8	0.1%
Gainesville, FL [23540]	9	8	0.1%
Cape Coral-Fort Myers, FL [15980]	9	7	0.1%
Louisville/Jefferson County, KY-IN [31140]	8	19	0.1%
Knoxville, TN [28940]	8	7	0.1%
Greensboro-High Point, NC [24660]	7	13	0.1%
Blacksburg-Christiansburg-Radford, VA [13980]	7	8	0.1%
Sioux City, IA-NE-SD [43580]	7	7	0.1%
Huntsville, AL [26620]	6	9	0%
Eau Claire, WI [20740]	6	8	0%
Gainesville, GA [23580]	6	5	0%
Naples-Marco Island, FL [34940]	6	4	0%
Fresno, CA [23420]	6	4	0%
Johnson City, TN [27740]	5	6	0%
Oklahoma City, OK [36420]	5	6	0%
Harrisburg-Carlisle, PA [25420]	5	6	0%
Pueblo, CO [39380]	5	5	0%
Ocala, FL [36100]	5	4	0%
Chico, CA [17020]	5	4	0%
Port St. Lucie, FL [38940]	5	3	0%
Lansing-East Lansing, MI [29620]	5	3	0%

Bellingham, WA [13380]	5	3	0%
Rockford, IL [40420]	5	3	0%
Saginaw-Saginaw Township North, MI [40980]	5	1	0%
Peoria, IL [37900]	4	9	0%
Spokane, WA [44060]	4	6	0%
State College, PA [44300]	4	5	0%
Greenville-Mauldin-Easley, SC [24860]	4	5	0%
Jackson, MI [27100]	4	4	0%
Portland-South Portland-Biddeford, ME [38860]	4	4	0%
Kingsport-Bristol-Bristol, TN-VA [28700]	4	4	0%
Bakersfield, CA [12540]	4	3	0%
Lancaster, PA [29540]	4	3	0%
Athens-Clarke County, GA [12020]	4	3	0%
Grand Rapids-Wyoming, MI [24340]	4	2	0%
Tallahassee, FL [45220]	3	4	0%
Fort Wayne, IN [23060]	3	4	0%
Jacksonville, FL [27260]	3	3	0%
Racine, WI [39540]	3	3	0%
Medford, OR [32780]	3	3	0%
Dover, DE [20100]	3	3	0%
Bloomington, IN [14020]	3	2	0%
Hickory-Lenoir-Morganton, NC [25860]	3	2	0%
Fort Smith, AR-OK [22900]	3	2	0%
Amarillo, TX [11100]	3	2	0%
Charleston-North Charleston, SC [16700]	3	1	0%
Lynchburg, VA [31340]	2	4	0%
Jackson, MS [27140]	2	3	0%
Kennewick-Richland-Pasco, WA [28420]	2	3	0%
College Station-Bryan, TX [17780]	2	3	0%
Lakeland, FL [29460]	2	3	0%
Buffalo-Niagara Falls, NY [15380]	2	3	0%
Utica-Rome, NY [46540]	2	3	0%
Columbia, MO [17860]	2	2	0%
Youngstown-Warren-Boardman, OH-PA [49660]	2	2	0%
Fayetteville, NC [22180]	2	2	0%
Kalamazoo-Portage, MI [28020]	2	2	0%
Flint, MI [22420]	2	2	0%
York-Hanover, PA [49620]	2	2	0%
Corpus Christi, TX [18580]	2	2	0%
Des Moines-West Des Moines, IA [19780]	2	2	0%
Niles-Benton Harbor, MI [35660]	2	2	0%
Panama City-Lynn Haven, FL [37460]	2	2	0%
Erie, PA [21500]	2	1	0%
Davenport-Moline-Rock Island, IA-IL [19340]	2	1	0%
South Bend-Mishawaka, IN-MI [43780]	2	1	0%

> ERROR DETECTION/CORRECTION AND FAULT DETECTION/RECOVERY [714] - {11659} : (179)

Metro Region	Patents	Inventors	% Of Class
San Jose-Sunnyvale-Santa Clara, CA [41940]	3447	3102	29.6%
San Francisco-Oakland-Fremont, CA [41860]	1587	1284	13.6%
Austin-Round Rock, TX [12420]	1108	1357	9.5%
New York-Northern New Jersey-Long Island, NY-NJ-PA [35620]	872	802	7.5%
Seattle-Tacoma-Bellevue, WA [42660]	692	1255	5.9%
Boston-Cambridge-Quincy, MA-NH [14460]	620	681	5.3%
Phoenix-Mesa-Scottsdale, AZ [38060]	554	604	4.8%
Boulder, CO [14500]	527	473	4.5%
San Diego-Carlsbad-San Marcos, CA [41740]	488	498	4.2%
Dallas-Fort Worth-Arlington, TX [19100]	474	398	4.1%
Greeley, CO [24540]	451	433	3.9%
Portland-Vancouver-Beaverton, OR-WA [38900]	450	462	3.9%
Fort Collins-Loveland, CO [22660]	414	399	3.6%



Durham, NC [20500]	407	595	3.5%
Raleigh-Cary, NC [39580]	383	559	3.3%
Tucson, AZ [46060]	352	388	3%
Rochester, MN [40340]	333	379	2.9%
Santa Cruz-Watsonville, CA [42100]	287	154	2.5%
Sacramento--Arden-Arcade--Roseville, CA [40900]	257	233	2.2%
Denver-Aurora, CO [19740]	257	204	2.2%
Chicago-Naperville-Joliet, IL-IN-WI [16980]	251	234	2.2%
Worcester, MA [49340]	231	240	2%
Burlington-South Burlington, VT [15540]	225	234	1.9%
Boise City-Nampa, ID [14260]	209	189	1.8%
Houston-Sugar Land-Baytown, TX [26420]	179	168	1.5%
Washington-Arlington-Alexandria, DC-VA-MD-WV [47900]	174	136	1.5%
Atlanta-Sandy Springs-Marietta, GA [12060]	163	165	1.4%
Minneapolis-St. Paul-Bloomington, MN-WI [33460]	134	110	1.1%
Kingston, NY [28740]	116	70	1%
Allentown-Bethlehem-Easton, PA-NJ [10900]	100	76	0.9%
Trenton-Ewing, NJ [45940]	90	48	0.8%
Philadelphia-Camden-Wilmington, PA-NJ-DE-MD [37980]	86	93	0.7%
Colorado Springs, CO [17820]	82	122	0.7%
Manchester-Nashua, NH [31700]	62	73	0.5%
Modesto, CA [33700]	60	37	0.5%
Bridgeport-Stamford-Norwalk, CT [14860]	58	51	0.5%
Pittsburgh, PA [38300]	56	70	0.5%
Wichita, KS [48620]	56	46	0.5%
Salt Lake City, UT [41620]	56	41	0.5%
Olympia, WA [36500]	51	19	0.4%
Binghamton, NY [13780]	49	49	0.4%
Baltimore-Towson, MD [12580]	48	64	0.4%
Rochester, NY [40380]	48	52	0.4%
Ann Arbor, MI [11460]	44	31	0.4%
Provo-Orem, UT [39340]	40	33	0.3%
Detroit-Warren-Livonia, MI [19820]	37	50	0.3%
Providence-New Bedford-Fall River, RI-MA [39300]	37	39	0.3%
Orlando-Kissimmee, FL [36740]	37	37	0.3%
Oxnard-Thousand Oaks-Ventura, CA [37100]	36	33	0.3%
Tampa-St. Petersburg-Clearwater, FL [45300]	33	46	0.3%
Palm Bay-Melbourne-Titusville, FL [37340]	32	38	0.3%
Charlotte-Gastonia-Concord, NC-SC [16740]	29	30	0.2%
Akron, OH [10420]	29	28	0.2%
Cleveland-Elyria-Mentor, OH [17460]	28	30	0.2%
Hartford-West Hartford-East Hartford, CT [25540]	28	25	0.2%
Reading, PA [39740]	27	18	0.2%
Kansas City, MO-KS [28140]	25	42	0.2%
Madison, WI [31540]	25	24	0.2%
Champaign-Urbana, IL [16580]	25	24	0.2%
San Luis Obispo-Paso Robles, CA [42020]	25	9	0.2%
Indianapolis-Carmel, IN [26900]	24	32	0.2%
Ogden-Clearfield, UT [36260]	24	10	0.2%
Miami-Fort Lauderdale-Pompano Beach, FL [33100]	23	30	0.2%
San Antonio, TX [41700]	20	18	0.2%
Riverside-San Bernardino-Ontario, CA [40140]	19	18	0.2%
Albany-Schenectady-Troy, NY [10580]	18	24	0.2%
Milwaukee-Waukesha-West Allis, WI [33340]	18	23	0.2%
Richmond, VA [40060]	18	17	0.2%
Santa Rosa-Petaluma, CA [42220]	17	23	0.1%
New Haven-Milford, CT [35300]	17	8	0.1%
Albuquerque, NM [10740]	16	23	0.1%
Laredo, TX [29700]	16	15	0.1%
Huntsville, AL [26620]	15	20	0.1%
Eau Claire, WI [20740]	14	16	0.1%
Vallejo-Fairfield, CA [46700]	14	6	0.1%
Cincinnati-Middletown, OH-KY-IN [17140]	13	15	0.1%
Columbus, OH [18140]	13	11	0.1%
Yuba City, CA [49700]	13	10	0.1%

Spokane, WA [44060]	13	9	0.1%
Las Vegas-Paradise, NV [29820]	13	9	0.1%
Merced, CA [32900]	12	4	0.1%
Blacksburg-Christiansburg-Radford, VA [13980]	11	11	0.1%
Charlottesville, VA [16820]	11	8	0.1%
Lexington-Fayette, KY [30460]	10	13	0.1%
Iowa City, IA [26980]	10	11	0.1%
College Station-Bryan, TX [17780]	10	10	0.1%
Columbia, SC [17900]	10	9	0.1%
Burlington, NC [15500]	10	9	0.1%
Stockton, CA [44700]	10	7	0.1%
Cedar Rapids, IA [16300]	9	11	0.1%
Dayton, OH [19380]	9	9	0.1%
Deltona-Daytona Beach-Ormond Beach, FL [19660]	9	8	0.1%
Springfield, MA [44140]	9	7	0.1%
Gainesville, GA [23580]	9	6	0.1%
Salinas, CA [41500]	9	6	0.1%
Punta Gorda, FL [39460]	9	4	0.1%
Bremerton-Silverdale, WA [14740]	8	5	0.1%
Flint, MI [22420]	8	3	0.1%
Utica-Rome, NY [46540]	7	2	0.1%
Virginia Beach-Norfolk-Newport News, VA-NC [47260]	6	5	0.1%
Portland-South Portland-Biddeford, ME [38860]	6	5	0.1%
South Bend-Mishawaka, IN-MI [43780]	6	4	0.1%
Des Moines-West Des Moines, IA [19780]	6	4	0.1%
Davenport-Moline-Rock Island, IA-IL [19340]	6	3	0.1%
Birmingham-Hoover, AL [13820]	6	3	0.1%
Reno-Sparks, NV [39900]	5	5	0%
Pueblo, CO [39380]	5	4	0%
Rockford, IL [40420]	5	3	0%
Baton Rouge, LA [12940]	5	3	0%
Eugene-Springfield, OR [21660]	5	2	0%
Lynchburg, VA [31340]	4	8	0%
Jackson, MS [27140]	4	6	0%
Fort Wayne, IN [23060]	4	6	0%
Erie, PA [21500]	4	5	0%
Gainesville, FL [23540]	4	4	0%
Oklahoma City, OK [36420]	3	4	0%
Omaha-Council Bluffs, NE-IA [36540]	3	4	0%
Lakeland, FL [29460]	3	3	0%
Racine, WI [39540]	3	3	0%
St. Louis, MO-IL [41180]	3	3	0%
Jacksonville, FL [27260]	3	3	0%
Johnson City, TN [27740]	3	3	0%
State College, PA [44300]	3	3	0%
Scranton--Wilkes-Barre, PA [42540]	3	2	0%
Bend, OR [13460]	3	2	0%
Niles-Benton Harbor, MI [35660]	3	2	0%
Canton-Massillon, OH [15940]	3	2	0%
Roanoke, VA [40220]	2	4	0%
Ocala, FL [36100]	2	4	0%
Knoxville, TN [28940]	2	4	0%
Greensboro-High Point, NC [24660]	2	3	0%
York-Hanover, PA [49620]	2	3	0%
Syracuse, NY [45060]	2	3	0%
Hagerstown-Martinsburg, MD-WV [25180]	2	2	0%
Chico, CA [17020]	2	2	0%
Fayetteville-Springdale-Rogers, AR-MO [22220]	2	2	0%
Kingsport-Bristol-Bristol, TN-VA [28700]	2	2	0%
Corpus Christi, TX [18580]	2	2	0%
Tallahassee, FL [45220]	2	2	0%
Winston-Salem, NC [49180]	2	2	0%
Lansing-East Lansing, MI [29620]	2	2	0%
Savannah, GA [42340]	2	2	0%
Bloomington, IN [14020]	2	2	0%

Grand Rapids-Wyoming, MI [24340]	2	2	0%
Gulfport-Biloxi, MS [25060]	2	1	0%
Wilmington, NC [48900]	2	1	0%
Elkhart-Goshen, IN [21140]	2	1	0%
Waco, TX [47380]	2	1	0%
Greenville, NC [24780]	2	1	0%

> DATA PROCESSING: PRESENTATION PROCESSING OF DOCUMENT, OPERATOR INTERFACE PROCESSING, AND SCREEN SAVER DISPLAY PROCESSING [715] - {9963} : (198)

Metro Region	Patents	Inventors	% Of Class
San Jose-Sunnyvale-Santa Clara, CA [41940]	2349	2584	23.6%
San Francisco-Oakland-Fremont, CA [41860]	2341	2573	23.5%
Seattle-Tacoma-Bellevue, WA [42660]	2323	4019	23.3%
Boston-Cambridge-Quincy, MA-NH [14460]	706	887	7.1%
New York-Northern New Jersey-Long Island, NY-NJ-PA [35620]	690	848	6.9%
Austin-Round Rock, TX [12420]	646	718	6.5%
Durham, NC [20500]	485	584	4.9%
Raleigh-Cary, NC [39580]	470	557	4.7%
Santa Cruz-Watsonville, CA [42100]	281	201	2.8%
San Diego-Carlsbad-San Marcos, CA [41740]	270	387	2.7%
Washington-Arlington-Alexandria, DC-VA-MD-WV [47900]	248	278	2.5%
Chicago-Naperville-Joliet, IL-IN-WI [16980]	200	257	2%
Atlanta-Sandy Springs-Marietta, GA [12060]	192	245	1.9%
Portland-Vancouver-Beaverton, OR-WA [38900]	174	188	1.7%
Dallas-Fort Worth-Arlington, TX [19100]	167	187	1.7%
Rochester, MN [40340]	153	139	1.5%
Rochester, NY [40380]	135	167	1.4%
Boulder, CO [14500]	129	176	1.3%
Denver-Aurora, CO [19740]	129	171	1.3%
Miami-Fort Lauderdale-Pompano Beach, FL [33100]	86	111	0.9%
Philadelphia-Camden-Wilmington, PA-NJ-DE-MD [37980]	84	99	0.8%
Bridgeport-Stamford-Norwalk, CT [14860]	84	75	0.8%
Phoenix-Mesa-Scottsdale, AZ [38060]	83	110	0.8%
Greeley, CO [24540]	75	105	0.8%
Pittsburgh, PA [38300]	74	87	0.7%
Provo-Orem, UT [39340]	71	111	0.7%
Kansas City, MO-KS [28140]	64	116	0.6%
Worcester, MA [49340]	64	77	0.6%
Minneapolis-St. Paul-Bloomington, MN-WI [33460]	64	74	0.6%
Manchester-Nashua, NH [31700]	64	54	0.6%
Detroit-Warren-Livonia, MI [19820]	63	69	0.6%
Fort Collins-Loveland, CO [22660]	59	86	0.6%
Charlottesville, VA [16820]	52	18	0.5%
Houston-Sugar Land-Baytown, TX [26420]	51	71	0.5%
San Luis Obispo-Paso Robles, CA [42020]	48	14	0.5%
Bremerton-Silverdale, WA [14740]	46	37	0.5%
Oxnard-Thousand Oaks-Ventura, CA [37100]	45	34	0.5%
Sacramento--Arden-Arcade--Roseville, CA [40900]	40	57	0.4%
Providence-New Bedford-Fall River, RI-MA [39300]	37	44	0.4%
Milwaukee-Waukesha-West Allis, WI [33340]	36	51	0.4%
Boise City-Nampa, ID [14260]	34	56	0.3%
Tampa-St. Petersburg-Clearwater, FL [45300]	33	38	0.3%
Baltimore-Towson, MD [12580]	32	34	0.3%
Modesto, CA [33700]	32	21	0.3%
Tucson, AZ [46060]	31	50	0.3%
Salt Lake City, UT [41620]	31	47	0.3%
Santa Rosa-Petaluma, CA [42220]	31	25	0.3%
Ann Arbor, MI [11460]	29	41	0.3%
San Antonio, TX [41700]	29	36	0.3%
Binghamton, NY [13780]	29	32	0.3%
Cleveland-Elyria-Mentor, OH [17460]	26	30	0.3%

Lexington-Fayette, KY [30460]	25	27	0.3%
Riverside-San Bernardino-Ontario, CA [40140]	25	21	0.3%
New Haven-Milford, CT [35300]	24	20	0.2%
Indianapolis-Carmel, IN [26900]	23	38	0.2%
Laredo, TX [29700]	23	27	0.2%
Charlotte-Gastonia-Concord, NC-SC [16740]	21	34	0.2%
Cincinnati-Middletown, OH-KY-IN [17140]	21	30	0.2%
Hartford-West Hartford-East Hartford, CT [25540]	21	27	0.2%
Las Vegas-Paradise, NV [29820]	21	17	0.2%
Colorado Springs, CO [17820]	20	30	0.2%
Trenton-Ewing, NJ [45940]	20	19	0.2%
Madison, WI [31540]	19	24	0.2%
Allentown-Bethlehem-Easton, PA-NJ [10900]	19	20	0.2%
Palm Bay-Melbourne-Titusville, FL [37340]	18	31	0.2%
Champaign-Urbana, IL [16580]	18	20	0.2%
Orlando-Kissimmee, FL [36740]	17	26	0.2%
Reno-Sparks, NV [39900]	16	25	0.2%
Albany-Schenectady-Troy, NY [10580]	16	18	0.2%
Richmond, VA [40060]	15	19	0.2%
Vallejo-Fairfield, CA [46700]	15	13	0.2%
Akron, OH [10420]	13	15	0.1%
Syracuse, NY [45060]	13	14	0.1%
Salinas, CA [41500]	13	9	0.1%
Bellingham, WA [13380]	13	5	0.1%
Albuquerque, NM [10740]	12	15	0.1%
Hagerstown-Martinsburg, MD-WV [25180]	12	3	0.1%
Buffalo-Niagara Falls, NY [15380]	11	11	0.1%
Sioux City, IA-NE-SD [43580]	11	10	0.1%
Dayton, OH [19380]	10	24	0.1%
Topeka, KS [45820]	10	11	0.1%
Columbus, OH [18140]	10	11	0.1%
Springfield, MA [44140]	10	10	0.1%
Burlington-South Burlington, VT [15540]	10	9	0.1%
Kingston, NY [28740]	10	9	0.1%
Portland-South Portland-Biddeford, ME [38860]	10	8	0.1%
Racine, WI [39540]	10	7	0.1%
Roanoke, VA [40220]	10	7	0.1%
Huntsville, AL [26620]	9	16	0.1%
Jacksonville, FL [27260]	9	15	0.1%
St. Louis, MO-IL [41180]	9	10	0.1%
Ogden-Clearfield, UT [36260]	9	8	0.1%
Fresno, CA [23420]	9	7	0.1%
Appleton, WI [11540]	8	19	0.1%
Iowa City, IA [26980]	8	12	0.1%
York-Hanover, PA [49620]	8	10	0.1%
Yuba City, CA [49700]	8	10	0.1%
Lancaster, PA [29540]	8	5	0.1%
Port St. Lucie, FL [38940]	8	4	0.1%
Olympia, WA [36500]	8	3	0.1%
Omaha-Council Bluffs, NE-IA [36540]	7	10	0.1%
State College, PA [44300]	7	9	0.1%
Grand Rapids-Wyoming, MI [24340]	7	7	0.1%
Birmingham-Hoover, AL [13820]	7	5	0.1%
Oshkosh-Neenah, WI [36780]	6	16	0.1%
Cedar Rapids, IA [16300]	6	9	0.1%
Virginia Beach-Norfolk-Newport News, VA-NC [47260]	6	9	0.1%
Tulsa, OK [46140]	6	8	0.1%
Blacksburg-Christiansburg-Radford, VA [13980]	6	8	0.1%
Wichita, KS [48620]	6	6	0.1%
Burlington, NC [15500]	6	5	0.1%
Lakeland, FL [29460]	6	5	0.1%
Winston-Salem, NC [49180]	6	4	0.1%
Spokane, WA [44060]	5	13	0.1%
Barnstable Town, MA [12700]	5	12	0.1%
Columbia, MO [17860]	5	9	0.1%

Cape Coral-Fort Myers, FL [15980]	5	7	0.1%
Reading, PA [39740]	5	5	0.1%
Stockton, CA [44700]	5	5	0.1%
College Station-Bryan, TX [17780]	5	4	0.1%
Eau Claire, WI [20740]	5	4	0.1%
Tallahassee, FL [45220]	5	4	0.1%
Toledo, OH [45780]	5	3	0.1%
Nashville-Davidson--Murfreesboro--Franklin, TN [34980]	4	9	0%
Niles-Benton Harbor, MI [35660]	4	6	0%
Oklahoma City, OK [36420]	4	5	0%
Rockford, IL [40420]	4	4	0%
Deltona-Daytona Beach-Ormond Beach, FL [19660]	4	4	0%
South Bend-Mishawaka, IN-MI [43780]	4	4	0%
Kalamazoo-Portage, MI [28020]	4	4	0%
New Orleans-Metairie-Kenner, LA [35380]	4	3	0%
Elkhart-Goshen, IN [21140]	4	3	0%
Eugene-Springfield, OR [21660]	4	2	0%
Louisville/Jefferson County, KY-IN [31140]	3	6	0%
Des Moines-West Des Moines, IA [19780]	3	5	0%
Lincoln, NE [30700]	3	5	0%
St. Cloud, MN [41060]	3	4	0%
Kennewick-Richland-Pasco, WA [28420]	3	4	0%
Augusta-Richmond County, GA-SC [12260]	3	4	0%
Naples-Marco Island, FL [34940]	3	4	0%
Greensboro-High Point, NC [24660]	3	3	0%
Lynchburg, VA [31340]	3	3	0%
Fort Smith, AR-OK [22900]	3	3	0%
Utica-Rome, NY [46540]	3	3	0%
Asheville, NC [11700]	3	3	0%
Green Bay, WI [24580]	3	3	0%
Norwich-New London, CT [35980]	3	3	0%
Memphis, TN-MS-AR [32820]	3	2	0%
Visalia-Porterville, CA [47300]	3	2	0%
Gainesville, GA [23580]	3	2	0%
Lansing-East Lansing, MI [29620]	3	2	0%
Saginaw-Saginaw Township North, MI [40980]	3	1	0%
Canton-Massillon, OH [15940]	2	7	0%
Lafayette, LA [29180]	2	6	0%
Fargo, ND-MN [22020]	2	6	0%
Peoria, IL [37900]	2	5	0%
Chattanooga, TN-GA [16860]	2	4	0%
Harrisburg-Carlisle, PA [25420]	2	4	0%
Greenville-Mauldin-Easley, SC [24860]	2	4	0%
Anchorage, AK [11260]	2	3	0%
Fayetteville-Springdale-Rogers, AR-MO [22220]	2	3	0%
Little Rock-North Little Rock-Conway, AR [30780]	2	2	0%
Fort Wayne, IN [23060]	2	2	0%
Springfield, IL [44100]	2	2	0%
Knoxville, TN [28940]	2	2	0%
Salem, OR [41420]	2	2	0%
Flint, MI [22420]	2	2	0%
Scranton--Wilkes-Barre, PA [42540]	2	2	0%
Fayetteville, NC [22180]	2	2	0%
Davenport-Moline-Rock Island, IA-IL [19340]	2	2	0%
Hickory-Lenoir-Morganton, NC [25860]	2	1	0%
Tuscaloosa, AL [46220]	2	1	0%

> COMPUTER-AIDED DESIGN AND ANALYSIS OF CIRCUITS AND SEMICONDUCTOR MASKS [716] - {6283} : (122)

Metro Region	Patents	Inventors	% Of Class
San Jose-Sunnyvale-Santa Clara, CA [41940]	2931	2391	46.6%

San Francisco-Oakland-Fremont, CA [41860]	1473	857	23.4%
Austin-Round Rock, TX [12420]	755	626	12%
New York-Northern New Jersey-Long Island, NY-NJ-PA [35620]	554	403	8.8%
Burlington-South Burlington, VT [15540]	553	528	8.8%
Portland-Vancouver-Beaverton, OR-WA [38900]	404	344	6.4%
Boulder, CO [14500]	313	239	5%
Santa Cruz-Watsonville, CA [42100]	301	149	4.8%
Greeley, CO [24540]	285	231	4.5%
Fort Collins-Loveland, CO [22660]	268	222	4.3%
Boston-Cambridge-Quincy, MA-NH [14460]	245	203	3.9%
Rochester, MN [40340]	189	171	3%
Dallas-Fort Worth-Arlington, TX [19100]	157	175	2.5%
Denver-Aurora, CO [19740]	153	75	2.4%
San Diego-Carlsbad-San Marcos, CA [41740]	137	122	2.2%
Durham, NC [20500]	133	133	2.1%
Raleigh-Cary, NC [39580]	121	123	1.9%
Seattle-Tacoma-Bellevue, WA [42660]	79	83	1.3%
Pittsburgh, PA [38300]	75	71	1.2%
Allentown-Bethlehem-Easton, PA-NJ [10900]	73	87	1.2%
Phoenix-Mesa-Scottsdale, AZ [38060]	68	93	1.1%
Bridgeport-Stamford-Norwalk, CT [14860]	54	32	0.9%
Philadelphia-Camden-Wilmington, PA-NJ-DE-MD [37980]	52	45	0.8%
Worcester, MA [49340]	47	33	0.7%
Washington-Arlington-Alexandria, DC-VA-MD-WV [47900]	44	26	0.7%
Boise City-Nampa, ID [14260]	42	31	0.7%
Kingston, NY [28740]	35	29	0.6%
Reading, PA [39740]	33	27	0.5%
Sacramento--Arden-Arcade--Roseville, CA [40900]	31	37	0.5%
Ann Arbor, MI [11460]	31	30	0.5%
Oxnard-Thousand Oaks-Ventura, CA [37100]	29	14	0.5%
Binghamton, NY [13780]	26	38	0.4%
Albany-Schenectady-Troy, NY [10580]	25	22	0.4%
Chicago-Naperville-Joliet, IL-IN-WI [16980]	24	32	0.4%
Trenton-Ewing, NJ [45940]	24	21	0.4%
Albuquerque, NM [10740]	24	16	0.4%
Baltimore-Towson, MD [12580]	23	24	0.4%
Colorado Springs, CO [17820]	22	26	0.4%
Manchester-Nashua, NH [31700]	22	21	0.4%
Minneapolis-St. Paul-Bloomington, MN-WI [33460]	18	24	0.3%
Salem, OR [41420]	18	10	0.3%
Riverside-San Bernardino-Ontario, CA [40140]	17	7	0.3%
Houston-Sugar Land-Baytown, TX [26420]	16	15	0.3%
Detroit-Warren-Livonia, MI [19820]	14	15	0.2%
Charlotte-Gastonia-Concord, NC-SC [16740]	14	4	0.2%
Huntsville, AL [26620]	13	8	0.2%
College Station-Bryan, TX [17780]	13	7	0.2%
Modesto, CA [33700]	11	12	0.2%
Eau Claire, WI [20740]	11	9	0.2%
Salinas, CA [41500]	11	3	0.2%
Atlanta-Sandy Springs-Marietta, GA [12060]	9	12	0.1%
Miami-Fort Lauderdale-Pompano Beach, FL [33100]	8	11	0.1%
Champaign-Urbana, IL [16580]	7	11	0.1%
Rochester, NY [40380]	7	8	0.1%
Tucson, AZ [46060]	6	8	0.1%
Tampa-St. Petersburg-Clearwater, FL [45300]	6	8	0.1%
Richmond, VA [40060]	6	6	0.1%
Santa Rosa-Petaluma, CA [42220]	6	6	0.1%
Salt Lake City, UT [41620]	6	5	0.1%
Asheville, NC [11700]	6	3	0.1%
Orlando-Kissimmee, FL [36740]	5	7	0.1%
New Haven-Milford, CT [35300]	5	6	0.1%
Madison, WI [31540]	5	5	0.1%
Blacksburg-Christiansburg-Radford, VA [13980]	5	3	0.1%
Scranton--Wilkes-Barre, PA [42540]	5	3	0.1%
Gainesville, FL [23540]	5	2	0.1%

Greenville, NC [24780]	5	1	0.1%
Providence-New Bedford-Fall River, RI-MA [39300]	4	5	0.1%
Vallejo-Fairfield, CA [46700]	4	5	0.1%
Bend, OR [13460]	4	3	0.1%
Harrisburg-Carlisle, PA [25420]	4	3	0.1%
Provo-Orem, UT [39340]	4	3	0.1%
Syracuse, NY [45060]	4	2	0.1%
Milwaukee-Waukesha-West Allis, WI [33340]	4	2	0.1%
Springfield, MA [44140]	3	4	0%
Yuba City, CA [49700]	3	4	0%
Hartford-West Hartford-East Hartford, CT [25540]	3	3	0%
Lakeland, FL [29460]	3	3	0%
Cincinnati-Middletown, OH-KY-IN [17140]	3	3	0%
Lansing-East Lansing, MI [29620]	3	3	0%
Tallahassee, FL [45220]	3	3	0%
Reno-Sparks, NV [39900]	3	3	0%
Burlington, NC [15500]	3	3	0%
Olympia, WA [36500]	3	2	0%
State College, PA [44300]	3	2	0%
Indianapolis-Carmel, IN [26900]	2	5	0%
Charlottesville, VA [16820]	2	3	0%
Ogden-Clearfield, UT [36260]	2	3	0%
Akron, OH [10420]	2	3	0%
Cleveland-Elyria-Mentor, OH [17460]	2	2	0%
Lexington-Fayette, KY [30460]	2	2	0%
Merced, CA [32900]	2	2	0%
Laredo, TX [29700]	2	2	0%
York-Hanover, PA [49620]	2	2	0%
San Antonio, TX [41700]	2	2	0%
Racine, WI [39540]	2	2	0%
Iowa City, IA [26980]	2	2	0%
Bowling Green, KY [14540]	2	1	0%
Portland-South Portland-Biddeford, ME [38860]	2	1	0%
St. Louis, MO-IL [41180]	2	1	0%
Winston-Salem, NC [49180]	2	1	0%

> DATA PROCESSING: SOFTWARE DEVELOPMENT, INSTALLATION, AND MANAGEMENT [717] - {7560} : (180)

Metro Region	Patents	Inventors	% Of Class
Seattle-Tacoma-Bellevue, WA [42660]	1621	2805	21.4%
San Jose-Sunnyvale-Santa Clara, CA [41940]	1610	1825	21.3%
San Francisco-Oakland-Fremont, CA [41860]	1244	1268	16.5%
Austin-Round Rock, TX [12420]	750	951	9.9%
New York-Northern New Jersey-Long Island, NY-NJ-PA [35620]	722	783	9.6%
Boston-Cambridge-Quincy, MA-NH [14460]	676	723	8.9%
Durham, NC [20500]	385	503	5.1%
Raleigh-Cary, NC [39580]	381	488	5%
Rochester, MN [40340]	244	272	3.2%
Dallas-Fort Worth-Arlington, TX [19100]	194	201	2.6%
Santa Cruz-Watsonville, CA [42100]	193	133	2.6%
Portland-Vancouver-Beaverton, OR-WA [38900]	144	203	1.9%
Boulder, CO [14500]	140	154	1.9%
San Diego-Carlsbad-San Marcos, CA [41740]	138	167	1.8%
Chicago-Naperville-Joliet, IL-IN-WI [16980]	131	153	1.7%
Atlanta-Sandy Springs-Marietta, GA [12060]	129	138	1.7%
Worcester, MA [49340]	125	102	1.7%
Phoenix-Mesa-Scottsdale, AZ [38060]	120	177	1.6%
Denver-Aurora, CO [19740]	104	108	1.4%
Washington-Arlington-Alexandria, DC-VA-MD-WV [47900]	95	130	1.3%
Greeley, CO [24540]	91	114	1.2%
Bridgeport-Stamford-Norwalk, CT [14860]	81	57	1.1%
Philadelphia-Camden-Wilmington, PA-NJ-DE-MD [37980]	72	96	1%

Manchester-Nashua, NH [31700]	70	63	0.9%
Fort Collins-Loveland, CO [22660]	69	97	0.9%
Tucson, AZ [46060]	59	107	0.8%
Miami-Fort Lauderdale-Pompano Beach, FL [33100]	54	75	0.7%
Sacramento--Arden-Arcade--Roseville, CA [40900]	54	54	0.7%
Houston-Sugar Land-Baytown, TX [26420]	53	59	0.7%
Trenton-Ewing, NJ [45940]	52	44	0.7%
Kansas City, MO-KS [28140]	49	91	0.6%
Provo-Orem, UT [39340]	46	53	0.6%
Minneapolis-St. Paul-Bloomington, MN-WI [33460]	43	46	0.6%
Kingston, NY [28740]	43	32	0.6%
Pittsburgh, PA [38300]	41	50	0.5%
Detroit-Warren-Livonia, MI [19820]	35	45	0.5%
Providence-New Bedford-Fall River, RI-MA [39300]	35	34	0.5%
Hartford-West Hartford-East Hartford, CT [25540]	34	31	0.4%
Binghamton, NY [13780]	34	28	0.4%
Boise City-Nampa, ID [14260]	29	30	0.4%
Baltimore-Towson, MD [12580]	28	31	0.4%
Salt Lake City, UT [41620]	28	26	0.4%
Champaign-Urbana, IL [16580]	28	26	0.4%
Charlotte-Gastonia-Concord, NC-SC [16740]	26	47	0.3%
San Antonio, TX [41700]	26	34	0.3%
Ann Arbor, MI [11460]	23	27	0.3%
Laredo, TX [29700]	23	26	0.3%
Rochester, NY [40380]	20	25	0.3%
Tampa-St. Petersburg-Clearwater, FL [45300]	19	23	0.3%
Colorado Springs, CO [17820]	19	18	0.3%
Cleveland-Elyria-Mentor, OH [17460]	18	32	0.2%
New Haven-Milford, CT [35300]	18	25	0.2%
Orlando-Kissimmee, FL [36740]	17	26	0.2%
Indianapolis-Carmel, IN [26900]	16	27	0.2%
Richmond, VA [40060]	16	17	0.2%
Riverside-San Bernardino-Ontario, CA [40140]	16	15	0.2%
Charlottesville, VA [16820]	16	10	0.2%
Allentown-Bethlehem-Easton, PA-NJ [10900]	15	18	0.2%
Modesto, CA [33700]	15	15	0.2%
Bremerton-Silverdale, WA [14740]	15	13	0.2%
Lexington-Fayette, KY [30460]	14	15	0.2%
Columbus, OH [18140]	14	14	0.2%
Oxnard-Thousand Oaks-Ventura, CA [37100]	14	11	0.2%
Salinas, CA [41500]	14	8	0.2%
Palm Bay-Melbourne-Titusville, FL [37340]	13	21	0.2%
Akron, OH [10420]	13	19	0.2%
Madison, WI [31540]	13	16	0.2%
Springfield, MA [44140]	13	14	0.2%
Syracuse, NY [45060]	12	14	0.2%
Albuquerque, NM [10740]	12	9	0.2%
Eau Claire, WI [20740]	12	6	0.2%
Cincinnati-Middletown, OH-KY-IN [17140]	11	11	0.1%
Burlington-South Burlington, VT [15540]	11	8	0.1%
Columbia, SC [17900]	11	5	0.1%
Albany-Schenectady-Troy, NY [10580]	10	14	0.1%
Jacksonville, FL [27260]	10	8	0.1%
Knoxville, TN [28940]	10	5	0.1%
Peoria, IL [37900]	9	24	0.1%
Milwaukee-Waukesha-West Allis, WI [33340]	9	16	0.1%
Fargo, ND-MN [22020]	8	12	0.1%
Reading, PA [39740]	8	8	0.1%
Olympia, WA [36500]	8	7	0.1%
Johnson City, TN [27740]	7	13	0.1%
Kingsport-Bristol-Bristol, TN-VA [28700]	7	12	0.1%
Omaha-Council Bluffs, NE-IA [36540]	7	11	0.1%
St. Louis, MO-IL [41180]	7	10	0.1%
Nashville-Davidson--Murfreesboro--Franklin, TN [34980]	7	8	0.1%
Vallejo-Fairfield, CA [46700]	7	7	0.1%



Huntsville, AL [26620]	7	7	0.1%
Gainesville, GA [23580]	7	5	0.1%
Dayton, OH [19380]	7	4	0.1%
Greenville-Mauldin-Easley, SC [24860]	7	3	0.1%
Wichita, KS [48620]	6	8	0.1%
Virginia Beach-Norfolk-Newport News, VA-NC [47260]	6	6	0.1%
Stockton, CA [44700]	6	6	0.1%
Las Vegas-Paradise, NV [29820]	6	5	0.1%
Yuba City, CA [49700]	6	3	0.1%
Fort Wayne, IN [23060]	5	8	0.1%
Roanoke, VA [40220]	5	6	0.1%
Reno-Sparks, NV [39900]	5	5	0.1%
Burlington, NC [15500]	5	5	0.1%
Ogden-Clearfield, UT [36260]	5	5	0.1%
Portland-South Portland-Biddeford, ME [38860]	5	4	0.1%
Iowa City, IA [26980]	4	7	0.1%
Cape Coral-Fort Myers, FL [15980]	4	7	0.1%
Santa Rosa-Petaluma, CA [42220]	4	4	0.1%
Grand Rapids-Wyoming, MI [24340]	4	4	0.1%
Blacksburg-Christiansburg-Radford, VA [13980]	4	4	0.1%
Deltona-Daytona Beach-Ormond Beach, FL [19660]	4	2	0.1%
Little Rock-North Little Rock-Conway, AR [30780]	4	1	0.1%
Bloomington, IN [14020]	3	10	0%
Cedar Rapids, IA [16300]	3	8	0%
Lubbock, TX [31180]	3	4	0%
Sioux City, IA-NE-SD [43580]	3	4	0%
Flint, MI [22420]	3	3	0%
Rockford, IL [40420]	3	3	0%
Greensboro-High Point, NC [24660]	3	3	0%
Tallahassee, FL [45220]	3	3	0%
Tulsa, OK [46140]	3	3	0%
College Station-Bryan, TX [17780]	3	3	0%
Lancaster, PA [29540]	3	3	0%
Hagerstown-Martinsburg, MD-WV [25180]	3	3	0%
San Luis Obispo-Paso Robles, CA [42020]	3	2	0%
Killeen-Temple-Fort Hood, TX [28660]	3	2	0%
York-Hanover, PA [49620]	3	2	0%
Eugene-Springfield, OR [21660]	3	2	0%
Chattanooga, TN-GA [16860]	3	1	0%
Appleton, WI [11540]	2	5	0%
Oshkosh-Neenah, WI [36780]	2	4	0%
Memphis, TN-MS-AR [32820]	2	2	0%
Norwich-New London, CT [35980]	2	2	0%
Racine, WI [39540]	2	2	0%
Tyler, TX [46340]	2	2	0%
Topeka, KS [45820]	2	2	0%
Lansing-East Lansing, MI [29620]	2	2	0%
Janesville, WI [27500]	2	2	0%
Des Moines-West Des Moines, IA [19780]	2	2	0%
Spokane, WA [44060]	2	2	0%
State College, PA [44300]	2	1	0%
Midland, TX [33260]	2	1	0%
Shreveport-Bossier City, LA [43340]	2	1	0%

> ELECTRICAL COMPUTERS AND DIGITAL PROCESSING SYSTEMS: VIRTUAL MACHINE TASK OR PROCESS MANAGEMENT OR TASK MANAGEMENT/CONTROL [718] - {3245} : (124)

Metro Region	Patents	Inventors	% Of Class
San Jose-Sunnyvale-Santa Clara, CA [41940]	803	1009	24.7%
San Francisco-Oakland-Fremont, CA [41860]	540	576	16.6%
Seattle-Tacoma-Bellevue, WA [42660]	462	779	14.2%
Austin-Round Rock, TX [12420]	462	576	14.2%

New York-Northern New Jersey-Long Island, NY-NJ-PA [35620]	359	471	11.1%
Boston-Cambridge-Quincy, MA-NH [14460]	253	265	7.8%
Rochester, MN [40340]	192	216	5.9%
Durham, NC [20500]	169	229	5.2%
Portland-Vancouver-Beaverton, OR-WA [38900]	157	211	4.8%
Raleigh-Cary, NC [39580]	148	207	4.6%
Boulder, CO [14500]	83	98	2.6%
Santa Cruz-Watsonville, CA [42100]	78	58	2.4%
Greeley, CO [24540]	74	80	2.3%
Kingston, NY [28740]	69	52	2.1%
San Diego-Carlsbad-San Marcos, CA [41740]	67	93	2.1%
Phoenix-Mesa-Scottsdale, AZ [38060]	66	105	2%
Fort Collins-Loveland, CO [22660]	63	69	1.9%
Dallas-Fort Worth-Arlington, TX [19100]	61	59	1.9%
Washington-Arlington-Alexandria, DC-VA-MD-WV [47900]	61	58	1.9%
Sacramento--Arden-Arcade--Roseville, CA [40900]	57	56	1.8%
Binghamton, NY [13780]	51	43	1.6%
Worcester, MA [49340]	49	50	1.5%
Denver-Aurora, CO [19740]	45	54	1.4%
Provo-Orem, UT [39340]	45	39	1.4%
Bridgeport-Stamford-Norwalk, CT [14860]	45	33	1.4%
Rochester, NY [40380]	36	29	1.1%
Atlanta-Sandy Springs-Marietta, GA [12060]	35	35	1.1%
Tucson, AZ [46060]	34	60	1%
Champaign-Urbana, IL [16580]	32	31	1%
Chicago-Naperville-Joliet, IL-IN-WI [16980]	31	38	1%
Charlottesville, VA [16820]	31	8	1%
Manchester-Nashua, NH [31700]	26	25	0.8%
Houston-Sugar Land-Baytown, TX [26420]	22	27	0.7%
Modesto, CA [33700]	21	14	0.6%
Philadelphia-Camden-Wilmington, PA-NJ-DE-MD [37980]	18	20	0.6%
Colorado Springs, CO [17820]	17	26	0.5%
Minneapolis-St. Paul-Bloomington, MN-WI [33460]	17	24	0.5%
Miami-Fort Lauderdale-Pompano Beach, FL [33100]	15	16	0.5%
New Haven-Milford, CT [35300]	15	14	0.5%
Trenton-Ewing, NJ [45940]	14	11	0.4%
Baltimore-Towson, MD [12580]	13	17	0.4%
Pittsburgh, PA [38300]	13	12	0.4%
San Antonio, TX [41700]	11	13	0.3%
Salt Lake City, UT [41620]	11	13	0.3%
Boise City-Nampa, ID [14260]	10	19	0.3%
Detroit-Warren-Livonia, MI [19820]	10	10	0.3%
Oxnard-Thousand Oaks-Ventura, CA [37100]	10	10	0.3%
Tampa-St. Petersburg-Clearwater, FL [45300]	10	6	0.3%
Stockton, CA [44700]	10	6	0.3%
Syracuse, NY [45060]	10	5	0.3%
Allentown-Bethlehem-Easton, PA-NJ [10900]	9	11	0.3%
Burlington-South Burlington, VT [15540]	8	15	0.2%
Olympia, WA [36500]	8	9	0.2%
Laredo, TX [29700]	8	9	0.2%
Providence-New Bedford-Fall River, RI-MA [39300]	8	8	0.2%
Columbus, OH [18140]	8	6	0.2%
Madison, WI [31540]	7	8	0.2%
Bremerton-Silverdale, WA [14740]	7	7	0.2%
Hartford-West Hartford-East Hartford, CT [25540]	7	6	0.2%
San Luis Obispo-Paso Robles, CA [42020]	7	3	0.2%
Kansas City, MO-KS [28140]	6	12	0.2%
Albany-Schenectady-Troy, NY [10580]	6	9	0.2%
Wichita, KS [48620]	6	7	0.2%
Ann Arbor, MI [11460]	6	7	0.2%
Yuba City, CA [49700]	6	6	0.2%
Richmond, VA [40060]	6	5	0.2%
Virginia Beach-Norfolk-Newport News, VA-NC [47260]	6	2	0.2%
Charlotte-Gastonia-Concord, NC-SC [16740]	5	9	0.2%
Albuquerque, NM [10740]	5	6	0.2%

Orlando-Kissimmee, FL [36740]	4	5	0.1%
Riverside-San Bernardino-Ontario, CA [40140]	4	4	0.1%
Cleveland-Elyria-Mentor, OH [17460]	4	4	0.1%
Santa Rosa-Petaluma, CA [42220]	4	3	0.1%
Saginaw-Saginaw Township North, MI [40980]	4	2	0.1%
Eugene-Springfield, OR [21660]	4	2	0.1%
Houma-Bayou Cane-Thibodaux, LA [26380]	4	1	0.1%
Knoxville, TN [28940]	3	6	0.1%
Las Vegas-Paradise, NV [29820]	3	5	0.1%
Rockford, IL [40420]	3	4	0.1%
Prescott, AZ [39140]	3	3	0.1%
Portland-South Portland-Biddeford, ME [38860]	3	2	0.1%
Lexington-Fayette, KY [30460]	3	2	0.1%
Milwaukee-Waukesha-West Allis, WI [33340]	2	7	0.1%
Fort Wayne, IN [23060]	2	3	0.1%
Palm Bay-Melbourne-Titusville, FL [37340]	2	2	0.1%
Birmingham-Hoover, AL [13820]	2	2	0.1%
Dayton, OH [19380]	2	2	0.1%
Vallejo-Fairfield, CA [46700]	2	2	0.1%
Port St. Lucie, FL [38940]	2	2	0.1%
York-Hanover, PA [49620]	2	2	0.1%
Utica-Rome, NY [46540]	2	2	0.1%
Columbia, MO [17860]	2	2	0.1%
Jacksonville, FL [27260]	2	2	0.1%
Springfield, MA [44140]	2	2	0.1%
Omaha-Council Bluffs, NE-IA [36540]	2	1	0.1%
Lincoln, NE [30700]	2	1	0.1%

> ELECTRICAL COMPUTERS AND DIGITAL PROCESSING SYSTEMS: INTERPROGRAM COMMUNICATION OR INTERPROCESS COMMUNICATION (IPC) [719] - {2549} : (119)

Metro Region	Patents	Inventors	% Of Class
Seattle-Tacoma-Bellevue, WA [42660]	654	1404	25.7%
San Jose-Sunnyvale-Santa Clara, CA [41940]	545	680	21.4%
San Francisco-Oakland-Fremont, CA [41860]	435	495	17.1%
Austin-Round Rock, TX [12420]	215	375	8.4%
Boston-Cambridge-Quincy, MA-NH [14460]	200	270	7.8%
New York-Northern New Jersey-Long Island, NY-NJ-PA [35620]	166	253	6.5%
Durham, NC [20500]	112	190	4.4%
Raleigh-Cary, NC [39580]	109	177	4.3%
Rochester, MN [40340]	89	104	3.5%
Portland-Vancouver-Beaverton, OR-WA [38900]	79	106	3.1%
Dallas-Fort Worth-Arlington, TX [19100]	51	73	2%
Santa Cruz-Watsonville, CA [42100]	48	40	1.9%
Boulder, CO [14500]	46	73	1.8%
Greeley, CO [24540]	44	56	1.7%
Worcester, MA [49340]	44	46	1.7%
Phoenix-Mesa-Scottsdale, AZ [38060]	43	73	1.7%
Fort Collins-Loveland, CO [22660]	37	49	1.5%
Manchester-Nashua, NH [31700]	37	36	1.5%
San Diego-Carlsbad-San Marcos, CA [41740]	35	53	1.4%
Chicago-Naperville-Joliet, IL-IN-WI [16980]	34	39	1.3%
Denver-Aurora, CO [19740]	33	45	1.3%
Atlanta-Sandy Springs-Marietta, GA [12060]	32	51	1.3%
Washington-Arlington-Alexandria, DC-VA-MD-WV [47900]	31	51	1.2%
Tucson, AZ [46060]	29	58	1.1%
Miami-Fort Lauderdale-Pompano Beach, FL [33100]	29	31	1.1%
Philadelphia-Camden-Wilmington, PA-NJ-DE-MD [37980]	27	37	1.1%
Kingston, NY [28740]	26	24	1%
Provo-Orem, UT [39340]	24	29	0.9%
Sacramento--Arden-Arcade--Roseville, CA [40900]	23	23	0.9%
Kansas City, MO-KS [28140]	22	33	0.9%

Houston-Sugar Land-Baytown, TX [26420]	21	34	0.8%
Minneapolis-St. Paul-Bloomington, MN-WI [33460]	21	26	0.8%
Bridgeport-Stamford-Norwalk, CT [14860]	19	20	0.7%
Rochester, NY [40380]	18	16	0.7%
Binghamton, NY [13780]	16	16	0.6%
San Antonio, TX [41700]	13	15	0.5%
St. Louis, MO-IL [41180]	12	17	0.5%
Trenton-Ewing, NJ [45940]	10	14	0.4%
Colorado Springs, CO [17820]	10	10	0.4%
New Haven-Milford, CT [35300]	9	11	0.4%
Salt Lake City, UT [41620]	9	10	0.4%
Boise City-Nampa, ID [14260]	9	10	0.4%
Champaign-Urbana, IL [16580]	9	8	0.4%
Oxnard-Thousand Oaks-Ventura, CA [37100]	9	8	0.4%
Modesto, CA [33700]	9	7	0.4%
Tampa-St. Petersburg-Clearwater, FL [45300]	8	10	0.3%
Laredo, TX [29700]	8	9	0.3%
Baltimore-Towson, MD [12580]	8	9	0.3%
San Luis Obispo-Paso Robles, CA [42020]	8	6	0.3%
Birmingham-Hoover, AL [13820]	8	5	0.3%
Orlando-Kissimmee, FL [36740]	7	9	0.3%
Ann Arbor, MI [11460]	7	6	0.3%
Knoxville, TN [28940]	7	3	0.3%
Wichita, KS [48620]	6	8	0.2%
Hartford-West Hartford-East Hartford, CT [25540]	6	8	0.2%
Milwaukee-Waukesha-West Allis, WI [33340]	6	7	0.2%
Bremerton-Silverdale, WA [14740]	6	6	0.2%
Springfield, MA [44140]	6	6	0.2%
Detroit-Warren-Livonia, MI [19820]	5	14	0.2%
Santa Rosa-Petaluma, CA [42220]	5	10	0.2%
Palm Bay-Melbourne-Titusville, FL [37340]	5	8	0.2%
Columbus, OH [18140]	5	8	0.2%
Cedar Rapids, IA [16300]	5	7	0.2%
Allentown-Bethlehem-Easton, PA-NJ [10900]	5	4	0.2%
Cincinnati-Middletown, OH-KY-IN [17140]	5	4	0.2%
Charlottesville, VA [16820]	5	3	0.2%
Cleveland-Elyria-Mentor, OH [17460]	4	9	0.2%
Providence-New Bedford-Fall River, RI-MA [39300]	4	8	0.2%
Fargo, ND-MN [22020]	4	8	0.2%
Olympia, WA [36500]	4	5	0.2%
Burlington, NC [15500]	4	4	0.2%
Vallejo-Fairfield, CA [46700]	4	4	0.2%
Yuba City, CA [49700]	4	4	0.2%
Omaha-Council Bluffs, NE-IA [36540]	3	10	0.1%
Akron, OH [10420]	3	5	0.1%
Albany-Schenectady-Troy, NY [10580]	3	4	0.1%
Niles-Benton Harbor, MI [35660]	3	2	0.1%
Rockford, IL [40420]	3	1	0.1%
Indianapolis-Carmel, IN [26900]	2	7	0.1%
Fort Wayne, IN [23060]	2	3	0.1%
Louisville/Jefferson County, KY-IN [31140]	2	3	0.1%
Lansing-East Lansing, MI [29620]	2	3	0.1%
Iowa City, IA [26980]	2	2	0.1%
Salinas, CA [41500]	2	2	0.1%
Dayton, OH [19380]	2	2	0.1%
Deltona-Daytona Beach-Ormond Beach, FL [19660]	2	2	0.1%
Johnson City, TN [27740]	2	2	0.1%
Pittsburgh, PA [38300]	2	2	0.1%
Madison, WI [31540]	2	2	0.1%
Stockton, CA [44700]	2	1	0.1%
Charlotte-Gastonia-Concord, NC-SC [16740]	2	1	0.1%
Kalamazoo-Portage, MI [28020]	2	1	0.1%
Waco, TX [47380]	2	1	0.1%
York-Hanover, PA [49620]	2	1	0.1%

## &gt; DYNAMIC OPTICAL INFORMATION STORAGE OR RETRIEVAL [720] - {169} : (50)

Metro Region	Patents	Inventors	% Of Class
Boulder, CO [14500]	38	38	22.5%
Greeley, CO [24540]	35	39	20.7%
Fort Collins-Loveland, CO [22660]	33	35	19.5%
Denver-Aurora, CO [19740]	28	17	16.6%
San Jose-Sunnyvale-Santa Clara, CA [41940]	25	36	14.8%
San Francisco-Oakland-Fremont, CA [41860]	21	25	12.4%
Seattle-Tacoma-Bellevue, WA [42660]	13	11	7.7%
Minneapolis-St. Paul-Bloomington, MN-WI [33460]	10	9	5.9%
Phoenix-Mesa-Scottsdale, AZ [38060]	8	21	4.7%
Dallas-Fort Worth-Arlington, TX [19100]	8	4	4.7%
Tucson, AZ [46060]	6	18	3.6%
Boise City-Nampa, ID [14260]	6	4	3.6%
Pittsburgh, PA [38300]	5	10	3%
Portland-Vancouver-Beaverton, OR-WA [38900]	5	6	3%
Austin-Round Rock, TX [12420]	5	4	3%
Albany-Schenectady-Troy, NY [10580]	4	5	2.4%
San Diego-Carlsbad-San Marcos, CA [41740]	4	5	2.4%
Boston-Cambridge-Quincy, MA-NH [14460]	4	4	2.4%
Washington-Arlington-Alexandria, DC-VA-MD-WV [47900]	4	3	2.4%
Baltimore-Towson, MD [12580]	3	3	1.8%
Rochester, MN [40340]	3	1	1.8%
Mobile, AL [33660]	3	1	1.8%
Portland-South Portland-Biddeford, ME [38860]	2	4	1.2%
Houston-Sugar Land-Baytown, TX [26420]	2	3	1.2%
Indianapolis-Carmel, IN [26900]	2	3	1.2%
Colorado Springs, CO [17820]	2	2	1.2%
Tulsa, OK [46140]	2	1	1.2%

## &gt; INTERACTIVE VIDEO DISTRIBUTION SYSTEMS [725] - {4565} : (152)

Metro Region	Patents	Inventors	% Of Class
San Jose-Sunnyvale-Santa Clara, CA [41940]	851	772	18.6%
San Francisco-Oakland-Fremont, CA [41860]	828	797	18.1%
New York-Northern New Jersey-Long Island, NY-NJ-PA [35620]	475	468	10.4%
Atlanta-Sandy Springs-Marietta, GA [12060]	429	362	9.4%
Denver-Aurora, CO [19740]	409	298	9%
Seattle-Tacoma-Bellevue, WA [42660]	335	430	7.3%
San Diego-Carlsbad-San Marcos, CA [41740]	322	360	7.1%
Boulder, CO [14500]	252	125	5.5%
Philadelphia-Camden-Wilmington, PA-NJ-DE-MD [37980]	250	235	5.5%
Austin-Round Rock, TX [12420]	229	199	5%
Boston-Cambridge-Quincy, MA-NH [14460]	205	256	4.5%
Dallas-Fort Worth-Arlington, TX [19100]	190	180	4.2%
Washington-Arlington-Alexandria, DC-VA-MD-WV [47900]	149	157	3.3%
Portland-Vancouver-Beaverton, OR-WA [38900]	137	122	3%
Tulsa, OK [46140]	121	87	2.7%
Trenton-Ewing, NJ [45940]	105	40	2.3%
Tampa-St. Petersburg-Clearwater, FL [45300]	98	76	2.1%
Santa Cruz-Watsonville, CA [42100]	93	58	2%
Indianapolis-Carmel, IN [26900]	92	119	2%
San Antonio, TX [41700]	86	74	1.9%
Chicago-Naperville-Joliet, IL-IN-WI [16980]	76	94	1.7%
Laredo, TX [29700]	75	66	1.6%
Kansas City, MO-KS [28140]	73	82	1.6%
Greeley, CO [24540]	61	53	1.3%
Durham, NC [20500]	57	61	1.2%

Raleigh-Cary, NC [39580]	51	56	1.1%
Bridgeport-Stamford-Norwalk, CT [14860]	44	39	1%
Miami-Fort Lauderdale-Pompano Beach, FL [33100]	33	33	0.7%
Minneapolis-St. Paul-Bloomington, MN-WI [33460]	27	21	0.6%
Santa Rosa-Petaluma, CA [42220]	27	12	0.6%
Phoenix-Mesa-Scottsdale, AZ [38060]	25	35	0.5%
Allentown-Bethlehem-Easton, PA-NJ [10900]	25	23	0.5%
Baltimore-Towson, MD [12580]	24	23	0.5%
Salt Lake City, UT [41620]	23	21	0.5%
Gainesville, GA [23580]	23	12	0.5%
Riverside-San Bernardino-Ontario, CA [40140]	21	19	0.5%
Oxnard-Thousand Oaks-Ventura, CA [37100]	20	13	0.4%
Cedar Rapids, IA [16300]	19	13	0.4%
Worcester, MA [49340]	18	21	0.4%
Palm Bay-Melbourne-Titusville, FL [37340]	16	21	0.4%
Syracuse, NY [45060]	16	16	0.4%
Manchester-Nashua, NH [31700]	16	12	0.4%
Colorado Springs, CO [17820]	16	10	0.4%
New Haven-Milford, CT [35300]	15	14	0.3%
Provo-Orem, UT [39340]	14	14	0.3%
Fort Collins-Loveland, CO [22660]	13	15	0.3%
Charlottesville, VA [16820]	13	5	0.3%
Cincinnati-Middletown, OH-KY-IN [17140]	12	14	0.3%
Charlotte-Gastonia-Concord, NC-SC [16740]	12	11	0.3%
Salinas, CA [41500]	12	7	0.3%
Rochester, NY [40380]	11	19	0.2%
Pittsburgh, PA [38300]	11	12	0.2%
Houston-Sugar Land-Baytown, TX [26420]	11	12	0.2%
Sacramento--Arden-Arcade--Roseville, CA [40900]	11	11	0.2%
Iowa City, IA [26980]	11	9	0.2%
Modesto, CA [33700]	11	9	0.2%
Detroit-Warren-Livonia, MI [19820]	9	12	0.2%
Providence-New Bedford-Fall River, RI-MA [39300]	9	10	0.2%
Omaha-Council Bluffs, NE-IA [36540]	8	13	0.2%
Madison, WI [31540]	8	6	0.2%
Bend, OR [13460]	8	4	0.2%
Orlando-Kissimmee, FL [36740]	7	9	0.2%
Yuba City, CA [49700]	7	6	0.2%
Ann Arbor, MI [11460]	7	5	0.2%
Columbus, OH [18140]	7	5	0.2%
Reading, PA [39740]	7	5	0.2%
Hartford-West Hartford-East Hartford, CT [25540]	7	4	0.2%
Champaign-Urbana, IL [16580]	6	7	0.1%
Las Vegas-Paradise, NV [29820]	6	7	0.1%
Rochester, MN [40340]	6	6	0.1%
Nashville-Davidson--Murfreesboro--Franklin, TN [34980]	6	6	0.1%
St. Louis, MO-IL [41180]	6	6	0.1%
Ogden-Clearfield, UT [36260]	6	5	0.1%
Knoxville, TN [28940]	6	3	0.1%
Milwaukee-Waukesha-West Allis, WI [33340]	5	8	0.1%
Reno-Sparks, NV [39900]	5	5	0.1%
Utica-Rome, NY [46540]	5	3	0.1%
Hagerstown-Martinsburg, MD-WV [25180]	5	2	0.1%
Sioux Falls, SD [43620]	4	12	0.1%
Albany-Schenectady-Troy, NY [10580]	4	11	0.1%
Harrisburg-Carlisle, PA [25420]	4	6	0.1%
State College, PA [44300]	4	3	0.1%
Chico, CA [17020]	4	3	0.1%
Chattanooga, TN-GA [16860]	4	3	0.1%
Hickory-Lenoir-Morganton, NC [25860]	4	3	0.1%
Stockton, CA [44700]	4	3	0.1%
Athens-Clarke County, GA [12020]	4	3	0.1%
Birmingham-Hoover, AL [13820]	4	2	0.1%
Cape Coral-Fort Myers, FL [15980]	4	1	0.1%
Naples-Marco Island, FL [34940]	4	1	0.1%

Springfield, MA [44140]	3	4	0.1%
Sioux City, IA-NE-SD [43580]	3	4	0.1%
Topeka, KS [45820]	3	3	0.1%
Lancaster, PA [29540]	3	3	0.1%
Buffalo-Niagara Falls, NY [15380]	3	3	0.1%
Des Moines-West Des Moines, IA [19780]	3	3	0.1%
Norwich-New London, CT [35980]	3	3	0.1%
York-Hanover, PA [49620]	3	2	0.1%
Billings, MT [13740]	3	2	0.1%
Port St. Lucie, FL [38940]	3	1	0.1%
Asheville, NC [11700]	3	1	0.1%
Fayetteville-Springdale-Rogers, AR-MO [22220]	2	3	0%
Fort Wayne, IN [23060]	2	2	0%
Dayton, OH [19380]	2	2	0%
Springfield, MO [44180]	2	2	0%
Vallejo-Fairfield, CA [46700]	2	2	0%
Winston-Salem, NC [49180]	2	2	0%
Virginia Beach-Norfolk-Newport News, VA-NC [47260]	2	2	0%
Bremerton-Silverdale, WA [14740]	2	2	0%
South Bend-Mishawaka, IN-MI [43780]	2	2	0%
Fort Smith, AR-OK [22900]	2	1	0%
Prescott, AZ [39140]	2	1	0%
Augusta-Richmond County, GA-SC [12260]	2	1	0%

> INFORMATION SECURITY [726] - {9234} : (185)

Metro Region	Patents	Inventors	% Of Class
San Jose-Sunnyvale-Santa Clara, CA [41940]	2128	2367	23%
San Francisco-Oakland-Fremont, CA [41860]	1747	1667	18.9%
Seattle-Tacoma-Bellevue, WA [42660]	1505	2581	16.3%
New York-Northern New Jersey-Long Island, NY-NJ-PA [35620]	855	1013	9.3%
Boston-Cambridge-Quincy, MA-NH [14460]	657	743	7.1%
Austin-Round Rock, TX [12420]	565	701	6.1%
Washington-Arlington-Alexandria, DC-VA-MD-WV [47900]	470	562	5.1%
Durham, NC [20500]	436	537	4.7%
Raleigh-Cary, NC [39580]	424	511	4.6%
San Diego-Carlsbad-San Marcos, CA [41740]	335	367	3.6%
Portland-Vancouver-Beaverton, OR-WA [38900]	318	350	3.4%
Atlanta-Sandy Springs-Marietta, GA [12060]	302	327	3.3%
Dallas-Fort Worth-Arlington, TX [19100]	247	325	2.7%
Santa Cruz-Watsonville, CA [42100]	217	150	2.4%
Denver-Aurora, CO [19740]	165	188	1.8%
Phoenix-Mesa-Scottsdale, AZ [38060]	156	158	1.7%
Chicago-Naperville-Joliet, IL-IN-WI [16980]	153	188	1.7%
Boulder, CO [14500]	150	179	1.6%
Provo-Orem, UT [39340]	143	130	1.5%
Sacramento--Arden-Arcade--Roseville, CA [40900]	115	98	1.2%
Kansas City, MO-KS [28140]	109	162	1.2%
Greeley, CO [24540]	107	117	1.2%
Baltimore-Towson, MD [12580]	103	115	1.1%
Bridgeport-Stamford-Norwalk, CT [14860]	103	84	1.1%
Minneapolis-St. Paul-Bloomington, MN-WI [33460]	94	87	1%
Miami-Fort Lauderdale-Pompano Beach, FL [33100]	88	80	1%
Houston-Sugar Land-Baytown, TX [26420]	85	107	0.9%
Worcester, MA [49340]	85	81	0.9%
Philadelphia-Camden-Wilmington, PA-NJ-DE-MD [37980]	82	93	0.9%
Fort Collins-Loveland, CO [22660]	77	80	0.8%
Manchester-Nashua, NH [31700]	71	67	0.8%
Oxnard-Thousand Oaks-Ventura, CA [37100]	69	61	0.7%
Salt Lake City, UT [41620]	69	58	0.7%
Rochester, MN [40340]	58	96	0.6%
Tampa-St. Petersburg-Clearwater, FL [45300]	57	78	0.6%

San Antonio, TX [41700]	54	68	0.6%
Charlotte-Gastonia-Concord, NC-SC [16740]	52	80	0.6%
Modesto, CA [33700]	52	30	0.6%
Laredo, TX [29700]	48	56	0.5%
Tucson, AZ [46060]	44	57	0.5%
Colorado Springs, CO [17820]	44	44	0.5%
Ann Arbor, MI [11460]	41	42	0.4%
Pittsburgh, PA [38300]	39	53	0.4%
Rochester, NY [40380]	39	47	0.4%
Boise City-Nampa, ID [14260]	37	37	0.4%
Las Vegas-Paradise, NV [29820]	37	30	0.4%
Albany-Schenectady-Troy, NY [10580]	33	36	0.4%
Charlottesville, VA [16820]	32	12	0.3%
Orlando-Kissimmee, FL [36740]	31	36	0.3%
Trenton-Ewing, NJ [45940]	31	29	0.3%
Detroit-Warren-Livonia, MI [19820]	30	43	0.3%
New Haven-Milford, CT [35300]	30	25	0.3%
Reno-Sparks, NV [39900]	30	22	0.3%
Binghamton, NY [13780]	27	42	0.3%
Bremerton-Silverdale, WA [14740]	27	21	0.3%
Palm Bay-Melbourne-Titusville, FL [37340]	26	37	0.3%
State College, PA [44300]	26	23	0.3%
Columbus, OH [18140]	25	26	0.3%
Cleveland-Elyria-Mentor, OH [17460]	25	23	0.3%
Hartford-West Hartford-East Hartford, CT [25540]	22	16	0.2%
Riverside-San Bernardino-Ontario, CA [40140]	21	13	0.2%
Vallejo-Fairfield, CA [46700]	19	13	0.2%
Cincinnati-Middletown, OH-KY-IN [17140]	19	12	0.2%
Providence-New Bedford-Fall River, RI-MA [39300]	18	18	0.2%
Indianapolis-Carmel, IN [26900]	18	18	0.2%
Champaign-Urbana, IL [16580]	17	21	0.2%
Cedar Rapids, IA [16300]	15	27	0.2%
Kingston, NY [28740]	15	17	0.2%
Akron, OH [10420]	14	13	0.2%
Salinas, CA [41500]	14	8	0.2%
Iowa City, IA [26980]	13	20	0.1%
Milwaukee-Waukesha-West Allis, WI [33340]	13	20	0.1%
Omaha-Council Bluffs, NE-IA [36540]	13	19	0.1%
Syracuse, NY [45060]	13	10	0.1%
Allentown-Bethlehem-Easton, PA-NJ [10900]	12	14	0.1%
Spokane, WA [44060]	12	12	0.1%
Albuquerque, NM [10740]	12	9	0.1%
Yuba City, CA [49700]	12	8	0.1%
Madison, WI [31540]	11	21	0.1%
Huntsville, AL [26620]	11	16	0.1%
Richmond, VA [40060]	11	15	0.1%
Nashville-Davidson--Murfreesboro--Franklin, TN [34980]	10	7	0.1%
Springfield, MA [44140]	10	7	0.1%
Eugene-Springfield, OR [21660]	10	4	0.1%
Lexington-Fayette, KY [30460]	9	26	0.1%
Killeen-Temple-Fort Hood, TX [28660]	9	7	0.1%
Hagerstown-Martinsburg, MD-WV [25180]	9	5	0.1%
Fresno, CA [23420]	9	4	0.1%
Dayton, OH [19380]	9	4	0.1%
Jacksonville, FL [27260]	9	3	0.1%
Birmingham-Hoover, AL [13820]	8	12	0.1%
St. Louis, MO-IL [41180]	8	11	0.1%
Cape Coral-Fort Myers, FL [15980]	8	10	0.1%
Ogden-Clearfield, UT [36260]	8	9	0.1%
Gainesville, FL [23540]	8	9	0.1%
Virginia Beach-Norfolk-Newport News, VA-NC [47260]	8	8	0.1%
Portland-South Portland-Biddeford, ME [38860]	8	8	0.1%
Blacksburg-Christiansburg-Radford, VA [13980]	8	7	0.1%
Stockton, CA [44700]	8	7	0.1%
San Luis Obispo-Paso Robles, CA [42020]	8	6	0.1%



Kennewick-Richland-Pasco, WA [28420]	7	9	0.1%
Lansing-East Lansing, MI [29620]	7	7	0.1%
Tulsa, OK [46140]	7	7	0.1%
Barnstable Town, MA [12700]	7	6	0.1%
Gainesville, GA [23580]	6	6	0.1%
Louisville/Jefferson County, KY-IN [31140]	6	4	0.1%
Olympia, WA [36500]	6	4	0.1%
Santa Rosa-Petaluma, CA [42220]	6	4	0.1%
Wilmington, NC [48900]	6	3	0.1%
Peoria, IL [37900]	5	9	0.1%
Naples-Marco Island, FL [34940]	5	7	0.1%
Norwich-New London, CT [35980]	5	6	0.1%
Roanoke, VA [40220]	5	5	0.1%
Knoxville, TN [28940]	5	5	0.1%
Reading, PA [39740]	5	4	0.1%
Johnson City, TN [27740]	5	2	0.1%
Wichita, KS [48620]	4	6	0%
Burlington, NC [15500]	4	4	0%
Port St. Lucie, FL [38940]	4	4	0%
Bloomington, IN [14020]	4	3	0%
Burlington-South Burlington, VT [15540]	3	10	0%
Topeka, KS [45820]	3	5	0%
Fargo, ND-MN [22020]	3	5	0%
Memphis, TN-MS-AR [32820]	3	4	0%
Waterloo-Cedar Falls, IA [47940]	3	3	0%
Myrtle Beach-Conway-North Myrtle Beach, SC [34820]	3	3	0%
Utica-Rome, NY [46540]	3	3	0%
Huntington-Ashland, WV-KY-OH [26580]	3	3	0%
Oklahoma City, OK [36420]	3	3	0%
Medford, OR [32780]	3	3	0%
Buffalo-Niagara Falls, NY [15380]	3	3	0%
Grand Rapids-Wyoming, MI [24340]	3	3	0%
Winston-Salem, NC [49180]	3	3	0%
Salem, OR [41420]	3	3	0%
Fayetteville-Springdale-Rogers, AR-MO [22220]	3	3	0%
Scranton--Wilkes-Barre, PA [42540]	2	4	0%
Athens-Clarke County, GA [12020]	2	3	0%
Lakeland, FL [29460]	2	2	0%
Appleton, WI [11540]	2	2	0%
Montgomery, AL [33860]	2	2	0%
College Station-Bryan, TX [17780]	2	2	0%
Chattanooga, TN-GA [16860]	2	2	0%
Lancaster, PA [29540]	2	2	0%
Harrisburg-Carlisle, PA [25420]	2	2	0%
Bakersfield, CA [12540]	2	2	0%
Saginaw-Saginaw Township North, MI [40980]	2	2	0%
Punta Gorda, FL [39460]	2	2	0%
Columbia, SC [17900]	2	2	0%
Charleston-North Charleston, SC [16700]	2	2	0%
Asheville, NC [11700]	2	2	0%
Sioux Falls, SD [43620]	2	2	0%
York-Hanover, PA [49620]	2	2	0%
Ocala, FL [36100]	2	2	0%
Deltona-Daytona Beach-Ormond Beach, FL [19660]	2	1	0%
Gulfport-Biloxi, MS [25060]	2	1	0%
Canton-Massillon, OH [15940]	2	1	0%
Merced, CA [32900]	2	1	0%

> MULTICELLULAR LIVING ORGANISMS AND UNMODIFIED PARTS THEREOF AND RELATED PROCESSES [800] - {5727} : (172)

Metro Region	Patents	Inventors	% Of Class
Des Moines-West Des Moines, IA [19780]	1441	408	25.2%
Philadelphia-Camden-Wilmington, PA-NJ-DE-MD [37980]	465	219	8.1%
Indianapolis-Carmel, IN [26900]	434	180	7.6%
St. Louis, MO-IL [41180]	348	175	6.1%
Madison, WI [31540]	310	111	5.4%
Raleigh-Cary, NC [39580]	292	226	5.1%
Durham, NC [20500]	289	271	5%
Sacramento--Arden-Arcade--Roseville, CA [40900]	261	183	4.6%
Champaign-Urbana, IL [16580]	248	57	4.3%
San Francisco-Oakland-Fremont, CA [41860]	229	232	4%
Janesville, WI [27500]	222	32	3.9%
Iowa City, IA [26980]	184	36	3.2%
Vallejo-Fairfield, CA [46700]	172	136	3%
San Jose-Sunnyvale-Santa Clara, CA [41940]	166	80	2.9%
Chicago-Naperville-Joliet, IL-IN-WI [16980]	149	56	2.6%
Evansville, IN-KY [21780]	144	27	2.5%
San Diego-Carlsbad-San Marcos, CA [41740]	133	132	2.3%
Fargo, ND-MN [22020]	128	31	2.2%
Cedar Rapids, IA [16300]	127	17	2.2%
Dayton, OH [19380]	124	11	2.2%
Minneapolis-St. Paul-Bloomington, MN-WI [33460]	121	37	2.1%
Boston-Cambridge-Quincy, MA-NH [14460]	112	149	2%
Omaha-Council Bluffs, NE-IA [36540]	101	40	1.8%
New York-Northern New Jersey-Long Island, NY-NJ-PA [35620]	100	109	1.7%
Springfield, IL [44100]	97	17	1.7%
Memphis, TN-MS-AR [32820]	77	12	1.3%
Norwich-New London, CT [35980]	76	49	1.3%
Phoenix-Mesa-Scottsdale, AZ [38060]	74	25	1.3%
Lancaster, PA [29540]	72	13	1.3%
Reading, PA [39740]	70	10	1.2%
Portland-Vancouver-Beaverton, OR-WA [38900]	63	35	1.1%
Sioux Falls, SD [43620]	63	14	1.1%
Toledo, OH [45780]	63	9	1.1%
Lansing-East Lansing, MI [29620]	62	39	1.1%
Boise City-Nampa, ID [14260]	60	26	1%
Lincoln, NE [30700]	58	33	1%
Oxnard-Thousand Oaks-Ventura, CA [37100]	55	39	1%
Baltimore-Towson, MD [12580]	52	26	0.9%
Tucson, AZ [46060]	52	18	0.9%
College Station-Bryan, TX [17780]	48	35	0.8%
Yuba City, CA [49700]	45	20	0.8%
Little Rock-North Little Rock-Conway, AR [30780]	45	14	0.8%
Rockford, IL [40420]	45	9	0.8%
Seattle-Tacoma-Bellevue, WA [42660]	42	33	0.7%
Eau Claire, WI [20740]	42	9	0.7%
Waterloo-Cedar Falls, IA [47940]	39	13	0.7%
Salinas, CA [41500]	38	10	0.7%
Athens-Clarke County, GA [12020]	37	35	0.6%
Washington-Arlington-Alexandria, DC-VA-MD-WV [47900]	36	42	0.6%
Houston-Sugar Land-Baytown, TX [26420]	35	29	0.6%
Greeley, CO [24540]	33	18	0.6%
Lexington-Fayette, KY [30460]	32	38	0.6%
Tallahassee, FL [45220]	32	11	0.6%
Davenport-Moline-Rock Island, IA-IL [19340]	29	6	0.5%
Charlottesville, VA [16820]	29	5	0.5%
Santa Cruz-Watsonville, CA [42100]	28	17	0.5%
Columbus, OH [18140]	27	29	0.5%
Boulder, CO [14500]	26	23	0.5%
Kansas City, MO-KS [28140]	26	12	0.5%
Riverside-San Bernardino-Ontario, CA [40140]	25	18	0.4%
Fort Collins-Loveland, CO [22660]	24	16	0.4%
Gainesville, FL [23540]	22	27	0.4%
Eugene-Springfield, OR [21660]	21	6	0.4%

Albany, GA [10500]	21	5	0.4%
Topeka, KS [45820]	20	11	0.3%
Atlanta-Sandy Springs-Marietta, GA [12060]	19	8	0.3%
Orlando-Kissimmee, FL [36740]	18	11	0.3%
San Antonio, TX [41700]	18	5	0.3%
Columbia, MO [17860]	17	16	0.3%
Lubbock, TX [31180]	16	17	0.3%
Denver-Aurora, CO [19740]	16	10	0.3%
San Luis Obispo-Paso Robles, CA [42020]	16	10	0.3%
Charleston-North Charleston, SC [16700]	15	14	0.3%
Burlington, NC [15500]	15	6	0.3%
Laredo, TX [29700]	15	3	0.3%
Cape Coral-Fort Myers, FL [15980]	14	13	0.2%
Richmond, VA [40060]	14	9	0.2%
Dallas-Fort Worth-Arlington, TX [19100]	13	14	0.2%
Greenville-Mauldin-Easley, SC [24860]	13	10	0.2%
Visalia-Porterville, CA [47300]	13	3	0.2%
Blacksburg-Christiansburg-Radford, VA [13980]	12	14	0.2%
Tampa-St. Petersburg-Clearwater, FL [45300]	12	12	0.2%
Florence, SC [22500]	12	6	0.2%
Providence-New Bedford-Fall River, RI-MA [39300]	11	9	0.2%
Ann Arbor, MI [11460]	11	7	0.2%
New Haven-Milford, CT [35300]	10	14	0.2%
Peoria, IL [37900]	10	6	0.2%
Trenton-Ewing, NJ [45940]	9	8	0.2%
Winston-Salem, NC [49180]	9	8	0.2%
Springfield, MA [44140]	9	6	0.2%
Fort Wayne, IN [23060]	9	5	0.2%
Bridgeport-Stamford-Norwalk, CT [14860]	9	4	0.2%
Chico, CA [17020]	9	4	0.2%
Oklahoma City, OK [36420]	9	4	0.2%
Knoxville, TN [28940]	8	11	0.1%
Cincinnati-Middletown, OH-KY-IN [17140]	8	8	0.1%
Salem, OR [41420]	8	4	0.1%
Salt Lake City, UT [41620]	7	12	0.1%
Nashville-Davidson--Murfreesboro--Franklin, TN [34980]	7	9	0.1%
Fayetteville-Springdale-Rogers, AR-MO [22220]	7	8	0.1%
Worcester, MA [49340]	7	8	0.1%
Naples-Marco Island, FL [34940]	7	6	0.1%
Jackson, MS [27140]	7	4	0.1%
Greensboro-High Point, NC [24660]	7	3	0.1%
Rochester, NY [40380]	6	9	0.1%
Lakeland, FL [29460]	6	6	0.1%
Hartford-West Hartford-East Hartford, CT [25540]	6	5	0.1%
Bakersfield, CA [12540]	6	3	0.1%
Johnson City, TN [27740]	6	2	0.1%
Kingsport-Bristol-Bristol, TN-VA [28700]	6	2	0.1%
Austin-Round Rock, TX [12420]	6	1	0.1%
Rochester, MN [40340]	5	6	0.1%
Milwaukee-Waukesha-West Allis, WI [33340]	5	4	0.1%
Cleveland-Elyria-Mentor, OH [17460]	5	3	0.1%
Reno-Sparks, NV [39900]	5	3	0.1%
Yuma, AZ [49740]	5	3	0.1%
Tulsa, OK [46140]	5	2	0.1%
State College, PA [44300]	4	6	0.1%
Miami-Fort Lauderdale-Pompano Beach, FL [33100]	4	4	0.1%
Pittsburgh, PA [38300]	4	4	0.1%
Charlotte-Gastonia-Concord, NC-SC [16740]	4	4	0.1%
Palm Bay-Melbourne-Titusville, FL [37340]	4	3	0.1%
Colorado Springs, CO [17820]	4	3	0.1%
Las Vegas-Paradise, NV [29820]	4	2	0.1%
Bremerton-Silverdale, WA [14740]	4	2	0.1%
Spokane, WA [44060]	4	2	0.1%
Brownsville-Harlingen, TX [15180]	4	1	0.1%
Huntsville, AL [26620]	3	5	0.1%

Harrisburg-Carlisle, PA [25420]	3	3	0.1%
Grand Rapids-Wyoming, MI [24340]	3	3	0.1%
Wichita, KS [48620]	3	3	0.1%
Ocala, FL [36100]	3	2	0.1%
Racine, WI [39540]	3	2	0.1%
Jackson, MI [27100]	3	2	0.1%
Virginia Beach-Norfolk-Newport News, VA-NC [47260]	3	1	0.1%
Corpus Christi, TX [18580]	3	1	0.1%
Columbia, SC [17900]	2	4	0%
Hagerstown-Martinsburg, MD-WV [25180]	2	3	0%
Asheville, NC [11700]	2	2	0%
Kennewick-Richland-Pasco, WA [28420]	2	2	0%
Allentown-Bethlehem-Easton, PA-NJ [10900]	2	2	0%
Prescott, AZ [39140]	2	2	0%
Salisbury, MD [41540]	2	2	0%
Las Cruces, NM [29740]	2	1	0%

> SCANNING-PROBE TECHNIQUES OR APPARATUS; APPLICATIONS OF SCANNING-PROBE TECHNIQUES, E.G., SCANNING PROBE MICROSCOPY [SPM] [850] - {143} : (54)

Metro Region	Patents	Inventors	% Of Class
San Francisco-Oakland-Fremont, CA [41860]	30	31	21%
San Jose-Sunnyvale-Santa Clara, CA [41940]	20	30	14%
New York-Northern New Jersey-Long Island, NY-NJ-PA [35620]	12	13	8.4%
Oxnard-Thousand Oaks-Ventura, CA [37100]	11	10	7.7%
Chicago-Naperville-Joliet, IL-IN-WI [16980]	10	18	7%
Knoxville, TN [28940]	8	18	5.6%
Champaign-Urbana, IL [16580]	7	6	4.9%
Atlanta-Sandy Springs-Marietta, GA [12060]	6	14	4.2%
Washington-Arlington-Alexandria, DC-VA-MD-WV [47900]	5	7	3.5%
San Diego-Carlsbad-San Marcos, CA [41740]	5	7	3.5%
Reno-Sparks, NV [39900]	5	3	3.5%
Boston-Cambridge-Quincy, MA-NH [14460]	4	8	2.8%
Boulder, CO [14500]	4	7	2.8%
Denver-Aurora, CO [19740]	4	5	2.8%
Portland-Vancouver-Beaverton, OR-WA [38900]	3	4	2.1%
Austin-Round Rock, TX [12420]	3	4	2.1%
Dayton, OH [19380]	3	4	2.1%
Seattle-Tacoma-Bellevue, WA [42660]	3	3	2.1%
Raleigh-Cary, NC [39580]	3	3	2.1%
Dallas-Fort Worth-Arlington, TX [19100]	3	3	2.1%
Redding, CA [39820]	3	2	2.1%
Houston-Sugar Land-Baytown, TX [26420]	2	10	1.4%
Philadelphia-Camden-Wilmington, PA-NJ-DE-MD [37980]	2	4	1.4%
Greenville-Mauldin-Easley, SC [24860]	2	4	1.4%
Ann Arbor, MI [11460]	2	3	1.4%
Cincinnati-Middletown, OH-KY-IN [17140]	2	3	1.4%
Minneapolis-St. Paul-Bloomington, MN-WI [33460]	2	3	1.4%
Santa Cruz-Watsonville, CA [42100]	2	2	1.4%
Pittsburgh, PA [38300]	2	2	1.4%
Lexington-Fayette, KY [30460]	2	2	1.4%
Fort Collins-Loveland, CO [22660]	2	2	1.4%
Durham, NC [20500]	2	2	1.4%
Greeley, CO [24540]	2	2	1.4%
Sacramento--Arden-Arcade--Roseville, CA [40900]	2	2	1.4%

> NANOTECHNOLOGY [977] - {42} : (26)

Metro Region	Patents	Inventors	% Of Class
San Jose-Sunnyvale-Santa Clara, CA [41940]	10	16	23.8%
Boston-Cambridge-Quincy, MA-NH [14460]	9	15	21.4%
Houston-Sugar Land-Baytown, TX [26420]	6	10	14.3%
San Francisco-Oakland-Fremont, CA [41860]	4	10	9.5%
Lexington-Fayette, KY [30460]	3	1	7.1%
Albuquerque, NM [10740]	2	4	4.8%
Washington-Arlington-Alexandria, DC-VA-MD-WV [47900]	2	3	4.8%
Chicago-Naperville-Joliet, IL-IN-WI [16980]	2	1	4.8%